INTERIM REMEDIAL MEASURES COMPLETION REPORT FORMER MATERIALS RESEARCH CORPORATION 542 ROUTE 303 ORANGETOWN, NEW YORK

Prepared For:

Former Materials Research Corporation

June 2015
(Revised: October 2015)
(Revised: February 2016)

Prepared By:

LBG ENGINEERING SERVICES, P.C.
Professional Environmental & Civil Engineers
4 Research Drive, Suite 204
Shelton, CT 06484

CERTIFICATION

I, Mark Goldberg, certify that I am currently a NYS registered professional engineer. I had primary direct responsibility for implementation of the subject construction program, and I certify that the Remedial Work Plan was implemented and that all construction activities were completed in substantial conformance with the DER-approved Remedial Work Plan.

Mark Goldberg, PE #084326-1	2/4/16	Mark M. Goldberg
NYS Professional Engineer #	Date	Signature

TABLE OF CONTENTS

Page

1.0 INTRODUCTION 1

2.0 BACKGROUND 1

3.0 IRM ISCO TREATMENT AND RESULTS.....2
- 3.1 IRM Overview 2
- 3.2 Drilling – Soil Borings 4
- 3.3 Installation of Injection/Extraction Wells.....5
- 3.6 Well Development 6
- 3.7 Groundwater Monitoring 6
- 3.8 Chemical Oxidant Injection 8

4.0 RESULTS 12
- 4.1 Chemical Oxidant Injection 12
- 4.2 Groundwater Quality 13

5.0 CONCLUSIONS 15

LIST OF TABLES
(at end of report)

Table

1	Summary of Detected Volatile Organic Compound Results for Soil Samples
2	Summary of Permanganate Injections
3	Summary of Groundwater Field Parameters
4	Summary of Detected Volatile Organic Compound Results for Groundwater Samples
5	Summary of Total Metal Results for Groundwater Samples

LIST OF FIGURES
(at end of report)

Figure

1	Site Plan
2	Injection/Extraction Wells and Monitor Wells Included in Southeast Corner ISCO Treatment
3	Sequence of Sodium Permanganate Injection/Extraction Treatment
4	Trichloroethene Concentrations Between November 26, 2013 and December 23, 2014
5	Tetrachloroethylene Concentrations Between November 26, 2013 and December 23, 2014
6	Cis-1,2-Dichloroethylene Concentrations Between November 26, 2013 and December 23, 2014
7	1,1 Dichloroethene Concentrations Between November 26, 2013 and December 23, 2014

LIST OF APPENDICES
(at end of report)

Appendix

I	Geologic Logs
II	Soil Laboratory Results
III	Groundwater Laboratory Results

INTERIM REMEDIAL MEASURES
COMPLETION REPORT
FORMER MATERIALS RESEARCH CORPORATION
542 ROUTE 303
ORANGETOWN, NEW YORK

1.0 INTRODUCTION

Leggette, Brashears & Graham, Inc. (LBG) conducted *in-situ* chemical oxidation (ISCO) treatment as part of the Interim Remedial Measures (IRM) at the former Material Research Corporation (MRC) site located at 542 Route 303 in Orangetown, New York (figure 1). The IRM was completed along the southeast corner of this site. Despite extensive investigation of the former MRC site to identify a source of the VOC impacts affecting the southeast corner of the site, the source remains unidentified. The purpose of the ISCO treatment was to attempt remediation in the public interest of reducing the elevated halogenated volatile organic compounds (VOCs) detected in groundwater at this portion of the property with the hope that there is not a continuing source. The ISCO treatment included installing injection/extraction groundwater wells on the southeast corner of the former MRC facility at locations approved by the New York State Department of Environmental Conservation (NYSDEC) and the current property owner (Praxair) (figure 2). Following the well installation activities, the ISCO treatment and pre and post-injection groundwater monitoring was conducted.

All field work was performed in accordance with the NYSDEC-approved Southeast Corner ISCO Treatment Work Plan with some modifications. These modifications included an expansion of the original proposed treatment area and consequently an increase in the quantity of injection/extraction wells and the amount of injected sodium permanganate solution required to treat the expanded area. In addition, at the request of the NYSDEC, two offsite groundwater wells were included in the groundwater monitoring plan. These modifications are discussed in greater detail in the applicable sections below.

2.0 BACKGROUND

Extensive investigations have been focused on the southeast corner of the property to determine the source of VOCs that have been detected in groundwater at this portion of the property. These investigations have included focused soil borings, additional groundwater sample locations, geophysical survey and, most recently, a video inspection of a stormwater drain pipe bisecting this corner of the property. However, an onsite source has not been

identified. An evaluation of the chemical gradient within groundwater show no connection with the VOCs detected in the western portion of the Site. Based on the disparity in chemical composition and concentrations detected in the groundwater from the western side of the property compared with those found at the southeast side of the property, the halogenated VOC contamination in the southeastern portion of the Site is believed to be emanating from a separate source. Although no specific source area(s) has been identified, the detection of TCE under the building and the occurrence of TCE at depth in the southeast corner may be a result of onsite disposal activities as well as potential migration of the contaminant through the complex geologic formation underlying the Site, including emanating from a separate offsite source.

Based on groundwater quality improvement observed following a 2012 ISCO pilot test conducted on the western side of the property, an application of sodium permanganate at the southeast corner of the property was proposed and accepted by NYSDEC in November 2013.

3.0 IRM ISCO TREATMENT AND RESULTS

3.1 IRM Overview

The IRM ISCO treatment included drilling 13 soil borings in the southeastern portion of the property and completing them as dual purpose extraction and injection wells (figure 2). The final locations of the soil borings were contingent on approval from Praxair, the current property owner, and the location of potential underground utilities (specifically a stormwater drain that bisects this portion of the property). On December 4, 2013, prior to commencing the drilling activities, an underground utility survey was conducted by Underground Surveying, LLC under LBG supervision. This survey was performed to confirm that no underground structures were present in the proposed treatment area and to locate the position of a stormwater discharge pipe bisecting the treatment area. Based on the survey results, several borings were repositioned to avoid encountering the stormwater discharge pipe.

On December 10, 2013, Praxiar approved Sony's request to commence the drilling activities at Praxair-approved locations and both the NYSDEC and Rockland County Department of Health (RCDOH) were notified of the proposed schedule prior to initiating the drilling activities. Drilling commenced in two phases based on actual field conditions. Preliminary groundwater results obtained from the original proposed injection/extraction wells drilled in December 2013 contained elevated concentrations of trichloroethylene (TCE). In

response to these preliminary groundwater results, a video inspection survey of the stormwater drain located in the southeast corner of the property was performed on May 3, 2014. The survey extended from the onsite drain (OF-2) to the discharge point located on Route 303 (figure 2).

The survey confirmed that water discharges from OF-2 through a 15 inch diameter pre-cast concrete reinforced pipe extending from the onsite drain (OF-2) to the discharge point on Route 303 (near the Glenshaw Street intersection). Based on observations made during the survey, the sidewalls of OF-2 are constructed of concrete blocks with a solid-poured concrete bottom. During the survey, no structural defects of the 15-inch diameter discharge pipe were observed. In addition, the pipes and joints appeared intact and there was no accumulation of sediment observed at the bottom of the pipe, indicating that the pipe is functioning properly and conveying water (and sediment) to the discharge point at Route 303. Water was observed to flow consistently through the pipe and the pipe was found to be competent, suggesting that no significant leakage from the surveyed pipe is occurring. None of the soil investigations completed in the vicinity of the piping identified source VOCs in the unsaturated zone.

Based on the preliminary groundwater results and the stormwater drain survey inspection, a modification to expand the proposed treatment area was requested in May 2014. Six additional borings were drilled in the southeastern portion of the property in June 2014, following the NYSDEC approval of the IRM modification request.

An initial notification for the United States Environmental Protection Agency (USEPA) Underground Injection Control (UIC) program of the intent to inject 700 gallons of sodium permanganate solution was submitted on November 14, 2013. Because of the expansion of the treatment area, the USEPA UIC program was notified on August 19, 2014 of the proposed increase from 700 gallons to 1,250 gallons of sodium permanganate solution.

Following the well installation and development activities, background groundwater samples were collected from the 13 new wells, 9 existing onsite wells and 2 offsite wells. After all the injection/extraction wells were installed and baseline samples collected, sodium permanganate was introduced into the formation through the injection/extraction well network. Post-injection groundwater samples were collected from select monitor wells approximately 60 and 90 days following the extraction activities at the last well. The details related to the ISCO treatment are discussed below.

3.2 Drilling – Soil Borings

Eight soil borings, each of which were completed as monitoring wells, (EW-5 through EW-12) located in the proposed ISCO treatment area in the southeast portion of the property were drilled between December 11, 2013 and December 19, 2013 (figure 2). Seven borings were initially proposed for the IRM ISCO treatment area. However, after grab groundwater samples were collected and analyzed, an additional boring completed as a monitoring well (EW-12) was proposed in the treatment area and was verbally approved by the NYSDEC in December 2013. After further evaluation of the preliminary groundwater results from the eight wells, expansion of the treatment area was proposed. As a result, a modification to the IRM to expand the treatment area to the north and west of the original area was requested on May 29, 2014 and approved by NYSDEC on June 9, 2014. A total of five additional borings completed as wells (EW-13 through EW-17) were included in the modified IRM and were drilled on June 20, 21 and 27, 2014.

All drilling was performed by Soil Testing Inc. of Oxford, Connecticut under the direct supervision of an LBG Hydrogeologist. All borings were advanced using the hollow-stem auger drilling method. Soil cuttings generated during the drilling activities were placed in 55-gallon drums. To avoid any potential cross-contamination, all down-hole drilling equipment was steam-cleaned prior to the drilling activities. Based on the laboratory waste characterization of the soil cuttings and water, the drums were transported to Tradebe Treatment and Recycling of Bridgeport (Tradebe) as non-hazardous waste for proper disposal. Geologic logs for the borings are located in Appendix I.

During the drilling activities, soil samples were collected at 5-foot intervals from grade to the completion depth at two borings (borings EW-10 and EW-11) and soil cuttings from all other borings were examined during the drilling activities for field screening and geologic logging purposes. Based on field observations of increased PID readings occurring at approximately 20 ft bg, soil samples were collected at 5-foot intervals beginning at 20 ft bg to the completion depth at 6 borings (borings EW-12 through EW-17). Soil samples were collected using a 2-inch outer diameter, 2-foot long split spoon. The split spoons were decontaminated before each use by brushing with an Alconox wash and rinsing with de-ionized water. All split-spoon samples were geologically logged in accordance with ASTM D 2488 and ASTM D 2487, and placed into a sealed zip-locked bag. The trapped headspace in the sealed bag was screened for total VOCs

using a PID with a 10.6 eV bulb that was calibrated to an isobutylene standard. During drilling, no visual evidence of grossly impacted soil was observed in any of the samples. Three soil borings (EW-11, EW-12 and EW-15) had elevated headspace field screening results at approximately 25 to 27 ft bg. Soil samples from these three borings (collected below the water table) were submitted to the laboratory for halogenated VOC analysis. Although several halogenated VOCs were detected in the soil samples, none were detected at concentrations above the Part 375 Protection of Groundwater Soil Clean-Up Objectives (for saturated soils), with the exception of TCE. TCE was detected in all three samples at concentrations above the criteria (0.47 mg/kg (milligrams per kilogram)), ranging from 7.0 mg/kg (EW-15) to 160 mg/kg (EW-11). The soil laboratory results from the samples collected as part of the IRM drilling activities are summarized on table 1. Copies of the soil laboratory results are included in Appendix II.

In addition to the halogenated VOC analysis, one discreet and four composite soil samples were obtained from borings EW-8, EW-10, EW-11 and EW-12 and submitted to the laboratory for permanganate natural oxidant demand (PNOD) analysis. The results from these samples were used in determining the sodium permanganate injection requirements.

As requested by NYSDEC, the generic Community Air Monitoring Plan was incorporated in the drilling activities. This included real-time air monitoring for VOCs and/or particulates. VOCs were monitored periodically at the work space and at the downwind perimeter of the work area on a continuous basis. Particulate concentrations were monitored continuously at the upwind and downwind perimeters of the exclusion zone. There were no threshold exceedances of VOCs or particulates during any of the drilling activities.

3.3 Installation of Injection/Extraction Wells

Thirteen (13) injection/extraction wells (EW-5 through EW-17) were completed as 2-inch diameter wells in the overburden material. Injection/extraction wells EW-5 through EW-12 were completed between December 11, 2013 and December 19, 2013. Injection/extraction wells EW-13 through EW-17 were completed on June 20, 21 and 27, 2014 (figure 2). Soil samples from the injection/extraction well locations were collected and logged during the drilling activities as described above. Each well was constructed with Schedule 40, 2-inch diameter, threaded PVC screen (20-slot openings) and casing. The screen settings were adjusted based on actual field conditions. Refusal was encountered approximately 28 ft bg at most locations,

instead of the projected 30 ft bg. Based on field observations during drilling, all of the wells with the exception of five (EW-10, and EW-14 through EW-17) were screened at approximately 13 to18 ft bg and 21 to 28 ft bg. Well EW-10 was screened from 15 to 25 ft bg because bedrock was encountered approximately 25 ft bg; and wells EW-14 through EW-17 were screened from 18 to 28 ft bg, where the higher PID readings were observed. The annular space surrounding each well screen was backfilled with Filpro No. 1 gravel pack. A 2-foot bentonite seal was placed above the gravel pack and the remainder of the well was backfilled with a bentonite slurry grout to approximately 2 ft bg. The wells were equipped with watertight locking well caps and completed at the surface with flush-mounted locking well vaults set in cement.

3.6 Well Development

Following the well installation activities, all of the new wells were developed. Wells EW-5 through EW-12 were developed on December 27, 2013 after the initial proposed wells were installed. Wells EW-13 through EW-17 were developed on July 8, 2014 after the additional wells were installed. Each well was developed by pumping and surging the well screen and removing a minimum of three volumes from each well to create a hydraulic connection with the surrounding aquifer.

Purge water generated during the well development process was stored in 55-gallon drums. Based on laboratory waste characterization of the purge water, the drums were transported to Tradebe as non-hazardous waste for proper disposal.

3.7 Groundwater Monitoring

Baseline groundwater samples were collected from 8 pre-existing onsite wells (including MW-12, MW-15S, MW-16S, MW-17S, MW-17D, MW-20, MW-21 and MW-22) on November 26, 2013. Following the installation of the original proposed IRM injection/extraction wells, baseline samples were collected from eight new wells (EW-5 through EW-12) and two offsite wells (IL-MW-8 and IL-MW-9) on February 7, 2014. Following the installation of the expanded injection/extraction wells, baseline samples were collected from the five additional wells (EW-13 through EW-17) and one pre-existing onsite well (MW-19) located upgradient of the proposed treatment area. Approximately 60 days following the application of the ISCO treatment, groundwater samples were collected November 13, 2014 from the two offsite monitor

wells and the groundwater samples from the onsite wells (excluding MW-19) were collected between November 24 and 25, 2014. Approximately 90 days following the ISCO treatment, the two offsite monitor wells were sampled on December 18, 2014 and 16 of the onsite wells (excluding upgradient well MW-19 and downgradient wells MW-15S, MW-16S, EW-16 and EW-17 because the baseline water quality demonstrated less impact and the 60-day post-injection water quality was below the laboratory reporting limits) were sampled between December 22 and 23, 2014. Copies of the groundwater laboratory results are included in Appendix III.

All of the groundwater samples were collected using the low-stress purging and sampling technique. The methodology for this technique is outlined in the January 19, 2010 USEPA Region I, "Low Stress (Low Flow) Purging and Sampling Procedure for the Collection of Groundwater Samples from Monitoring Wells". In general, this procedure consists of removing groundwater from a well at an extremely low flow rate (e.g., 0.1 to 0.4 L/m [liter per minute]) using a bladder pump, centrifugal pump or peristaltic pump. A sample was collected once stabilization had been achieved for the following parameters and variances for three consecutive readings: turbidity (10 percent for values greater than 1 NTU), dissolved oxygen (DO) (10 percent), specific conductance (3 percent), temperature (3 percent), pH (0.1 units) and oxygen reduction potential (ORP) (10 millivolts).

Because groundwater containing unreacted oxidant can continue to react with VOCs present in a groundwater sample, causing inaccurate or false-negative results, groundwater samples containing permanganate (as observed by pink/purple discoloration) following the injection/extraction activities was neutralized. This was achieved through the use of sodium thiosulfate in the groundwater sample (following the methodology outlined in Appendix II of the NYSDEC-approved 2013 IRM ISCO Work Plan). Because of the interference by the sodium permanganate, turbidity in MW-21 and EW-5 and conductivity and DO in EW-17 did not demonstrate stabilization while collecting the 60-day post-treatment samples.

All groundwater samples were collected in laboratory-supplied containers, properly labeled, and delivered, on ice, to York Analytical Laboratories (York) of Stratford, Connecticut. York is a New York State Department of Health (NYSDOH) Environmental Laboratory Approval Program (ELAP) laboratory.

All groundwater samples were analyzed for halogenated VOCs by EPA Method 8260 and methane. In addition, groundwater from select wells was analyzed for arsenic, barium, cadmium, chromium, hexavalent chromium, copper, lead, selenium and chloride. These parameters were chosen because they are more mobile in an oxidized state as a result of the permanganate application. All laboratory results were reported in the NYSDEC-approved EQuIS Electronic Data Deliverable (EDD) format.

All wastewater generated during the groundwater sampling event was containerized in drums. Based on laboratory waste characterization of the purge water, the drums were transported to Tradebe as non-hazardous waste for proper disposal.

As requested by NYSDEC, the generic Community Air Monitoring Plan was incorporated in the groundwater sampling activities. This included real-time air monitoring for VOCs. Periodic monitoring for VOCs was conducted at each well head. There were no threshold exceedances of VOCs detected during any of the groundwater sampling events. Because particulates were not generated during the groundwater sampling activities, particulate concentrations were not monitored.

3.8 Chemical Oxidant Injection

LBG monitored the injection of the liquid sodium permanganate solution completed by Moran Environmental Recovery (MER) over an eight-day period between September 3 through 12, 2014. As a result of the proposed expanded treatment area, the volume of 20-percent liquid sodium permanganate solution originally proposed in the ISCO IRM Work Plan was increased to provide adequate coverage. In total, approximately 1,220 gallons of 20-percent liquid sodium permanganate solution (approximately 530 gallons of 40-percent liquid sodium permanganate solution reduced with approximately 690 gallons of water) was injected into the formation in the proposed ISCO IRM treatment area.

As part of the distribution of the solution throughout the treatment area, wells with TCE concentrations less than 1.0 mg/l (milligrams per liter) were treated with a minimum of 35 gallons of the 20-percent sodium permanganate solution. Wells with TCE concentrations less than 5.0 mg/l were treated with a minimum of 60 gallons of the 20-percent sodium permanganate solution and wells with TCE concentrations greater than 5.0 mg/l were treated with a minimum of 100 gallons of the solution. The only exceptions were EW-8 and MW-17S. EW-8 did not get

a direct injection of the permanganate solution since the permanganate was observed in the extraction water from this well very quickly during the injection activities at nearby EW-7. MW-17S, which had a baseline TCE of 5.3 mg/l, was treated with 35 gallons instead of 60 gallons of the solution because the permanganate was also observed in the groundwater in MW-17S and MW-17D during the injection activities at nearby EW-11.

The solution was mixed by transferring 40-percent liquid sodium permanganate (supplied by Carrus Corporation) into a clean empty container using a Moyno generator-powered pump and diluting it with potable water obtained from the former MRC facility. All transfer and mixing activities were performed in a large chemical-resistant secondary containment. Following the mixing activities, the solution was introduced into the underlying formation by MER using a polyvinyl chloride (PVC) gravity-fed hose that was placed in the most upgradient injection well and adjusting a ball valve attached to the hose to regulate the flow. The mixture was dispersed in the formation by extracting soil vapor and groundwater from the nearest downgradient injection/extraction well using a high-powered vacuum truck. Initially permanganate was introduced to the formation through continuous injection in a single well while extracting groundwater from the nearby downgradient well. Injection/extraction activities alternated between wells, beginning with the wells located furthest west and progressing eastward. Because the formation in the southeast area of the Site is more impermeable than conditions observed at the western side of the property, the injection activities were exceedingly slow. As a result, the method of permanganate delivery was modified to alternate injections between wells or applied simultaneously to multiple wells (where conditions allowed) in order to deliver the permanganate solution at a reasonable rate into the formation.

The extraction was performed by inserting rigid tubing connected to a 3,000-gallon capacity vacuum truck to the bottom of the extraction well. The vacuum truck generated an average vacuum of 20 inches of mercury. During the IRM ISCO treatment, all wastewater was stored in the vacuum truck tank and then removed from the site and properly disposed to Tradebe as non-hazardous waste. In addition, the evacuated effluent vapors generated during the extraction activities were treated through a G2 carbon system prior to discharging to the atmosphere.

The dispersion of the permanganate solution was evaluated by visually observing the groundwater in the nearby extraction wells and noting any pink/purple discoloration. At the end

of each day, MER rinsed and cleaned the mixing tote, associated hoses, PVC injection piping apparatus with clean water that was disposed of into an injection well.

As requested by NYSDEC, the generic Community Air Monitoring Plan was incorporated during the injection/extraction activities. This included real-time air monitoring for VOCs. VOCs were monitored periodically at the work space and at the downwind perimeter of the work area on a continuous basis. There were no threshold exceedances of VOCs documented during the injection/extraction activities. Particulate concentrations were not monitored because airborne particulates were not generated during the injection/extraction activities.

Throughout the injection/extraction activities limited field observations including changes in water-table levels and field-measured water quality parameters (dissolved oxygen (DO), pH, oxygen reduction potential (ORP), conductivity, turbidity, color and temperature) were monitored. The permanganate solution mixtures introduced to each well during the IRM ISCO activities and the injection/extraction times are summarized on table 2. The details of the permanganate injection/extraction activities are described below.

September 3 – 12, 2014 Field Activities

On September 3, 2014, approximately 70 gallons of a 20-percent sodium permanganate solution was introduced into the formation at injection wells EW-16 (35 gallons) and EW-17 (35 gallons) as groundwater was removed from extraction wells EW-14 and EW-15. Groundwater in the extraction wells were periodically monitored during the injection process to observe any change in water color (pink/purple). Although no discoloration of the water was evident in the downgradient extraction wells, an increase in pH, conductivity, DO, temperature, ORP and turbidity was observed in downgradient extraction well EW-15 (table 3).

On September 4, 2015, approximately 90 gallons a 20-percent sodium permanganate solution was introduced into the formation at injection wells EW-14 (48 gallons) and EW-15 (42 gallons) as groundwater was removed from extraction wells EW-12 and EW-13. Groundwater in the extraction wells were periodically monitored during the injection process to observe any change in water color (pink/purple). After approximately 3.5 hours of extraction no discoloration was observed in either extraction well. On September 5, 2015 an additional combined total of 50 gallons of solution was added into the formation at injection well EW-14 (28 gallons) and EW-15 (22 gallons). After approximately 1 hour of pumping, pink

discoloration in the water was observed in EW-12 and after approximately 1 hour and 45 minutes the pink discoloration was observed in the water in EW-13.

On September 8, 2015, approximately 210 gallons a 20-percent sodium permanganate solution was introduced into the formation at injection wells EW-5 (70 gallons), EW12 (70 gallons) and EW-13 (70 gallons) as groundwater was removed from extraction wells EW-6, EW-9 and EW-11. Groundwater in the extraction wells were periodically monitored during the injection process to observe any change in water color (pink/purple). After approximately four hours of extraction activities discoloration was observed in EW-11, however, no discoloration in the water was observed in EW-6 and EW-9. Although no changes in color were evident in EW-6 and EW-9, an increase in pH, temperature, ORP and turbidity were observed in groundwater from both wells (table 3). On September 9, 2015, approximately 30 additional gallons were injected in EW-12 while extracting from EW-6. After approximately 1 hour and 45 minutes of extraction, pink discoloration was observed in groundwater from EW-6.

In addition to the permanganate solution injected in EW-12 on September 9, 2015, approximately 210 gallons a 20-percent sodium permanganate solution was introduced into the formation at injection wells EW-6 (70 gallons), EW-9 (70 gallons) and EW-11 (70 gallons) as groundwater was removed from extraction wells EW-7, MW-20 and MW-17D. After approximately 3.5 hours of extraction, no discoloration was observed in groundwater in any of the three extraction wells. On September 10, 2015, an additional 100 gallons of solution was added into the formation at the three injection wells (40 gallons at EW-6, 30 gallons at EW-9 and 30 gallons at EW-11). After approximately two hours, pink discoloration was observed in groundwater from extraction wells EW-7 and MW-17D.

In addition to the permanganate solution injected in EW-6, EW-9 and EW-11 on September 10, 2015, approximately 135 gallons a 20-percent sodium permanganate solution was introduced into the formation at injection wells EW-7 (30 gallons), MW-17D (70 gallons) and EW-MW-17S (30 gallons) as groundwater was removed from extraction wells EW-8 and EW-10. Pink discoloration was observed in groundwater from EW-10 after approximately 55 minutes of extraction and at EW-8 after approximately 1 hour and 20 minutes of extraction.

On September 11, 2015, approximately 110 gallons a 20-percent sodium permanganate solution was passively introduced into the formation through gravity flow at wells EW-7 (75 gallons) and MW-17D (35 gallons) because the permanganate had been observed the

previous day at the downgradient extraction wells. In addition, 100 gallons of solution was injected into EW-10 as groundwater was removed from extraction well MW-22. After 4.5 hours of pumping, discoloration in groundwater in the extraction well was not observed. However, because of the location and lower concentrations detected in this portion of the property, additional extraction was not conducted.

On September 12, 2015, the remaining 115 gallons a 20-percent sodium permanganate solution was passively introduced into the southern portion of the treatment area through gravity flow at wells MW-22 (45 gallons), MW-16S (35 gallons) and MW-12 (35 gallons).

4.0 RESULTS

4.1 Chemical Oxidant Injection

The chemical oxidant injections were initiated from the western portion of the treatment area (EW-17 and EW-16) and progressed to the southeast corner of the treatment area (MW-12 and MW-22). The sequence of the injection/extraction activities are shown on figure 3. Evidence of the permanganate solution (pink/purple discoloration) was observed at most of the extraction wells (including EW-6, EW-7, EW-8, EW-10, EW-11, EW-12, EW-13 and MW-17D). Groundwater discoloration was not observed at EW-9, EW-14, EW-15, MW-20 and MW-22. However, the permanganate solution was injected in each of these wells (with the exception of MW-20 because there was no nearby extraction well). In total, 1,220 gallons of 20-percent sodium permanganate solution was injected into the formation and approximately 580 gallons of groundwater was pumped from the formation during the September injection/extraction activities.

During the injection/extraction activities, groundwater levels were monitored at the nearby wells to determine a radius of influence of drawdown. Unlike drawdown responses observed on the western portion of the property during the 2012 ISCO pilot test, the radius of influence on the southeast portion of the property was approximately 15 feet with less than a 1 foot of drawdown (0.13 to 0.75 foot) compared to the 25-foot radius of influence (with approximately 1 foot of drawdown) observed in the western portion of the property. However, during the injection/extraction activities on the southeast corner of the property notable drawdowns were observed in several wells. Water levels in EW-5 lowered approximately 0.93 foot from the extraction at well EW-17 (located approximately 40 feet away) and water

levels in MW-15S lowered 2.13 feet from extraction at wells EW-6, EW-9 and EW-11 (located approximately 35 feet away).

The impact to water levels observed during the extraction activities, in conjunction with the physical observation of permanganate solution in the majority of the extraction wells indicates that the method of the gravity feed injection/high vacuum extraction was generally successful in dispersing the sodium permanganate.

4.2 Groundwater Quality

As previously discussed, field measured water-quality parameters were monitored in select extraction wells during the IRM to observe any changes to the oxidizing conditions in the formation. Although pH, conductivity and temperature were included in the parameter list, particular attention to ORP and DO concentrations was made because positive ORP and DO reflect oxidizing conditions and generally coincide with oxidant movement. As shown by table 3, increases in ORP and DO were noted in EW-12, EW-13 and EW-15. Increases in ORP but a decrease in DO was noted in EW-6 and EW-9. During the injection/extraction activities permanganate was observed in all of the monitored wells with the exception of EW-9 and EW-15. Although permanganate was not observed (as pink discoloration in the water) in EW-15, the increase in DO and ORP indicates that oxidizing reactions were occurring at this location. Although an increase in ORP was noted in EW-9, it is unclear if permanganate was moved through the formation to EW-9 because the pink discoloration was not observed and the DO concentrations decreased during the extraction activities. However, permanganate was later injected directly into both of these wells as part of the IRM ISCO treatment.

Prior to and following the permanganate injections, baseline and post-injection groundwater samples were collected from wells in the vicinity of the proposed ISCO treatment. The laboratory analytical results for the VOCs detected in groundwater, including the baseline and post-injection results are included in table 4. A summary of total metals that were monitored before and following the ISCO activities are presented on table 5.

The baseline laboratory data documents high concentrations of TCE, PCE and breakdown compounds cis 1,2 DCE and 1,1 DCE in groundwater collected from the treatment area. The highest TCE concentrations were detected in groundwater from wells MW-17S, MW-17D, and EW-5 through EW-15. Baseline concentrations of TCE ranged from 28,000 µg/l (micrograms

per liter) in groundwater from wells EW-6, EW-7 and EW-9 to 1.1 µg/l in groundwater from MW-15S (table 4). Baseline concentrations of PCE ranged from 710 µg/l (EW-9) to below the laboratory reporting limits. Baseline concentrations of cis-1,2 DCE in groundwater ranged from 360 µg/l (EW-6) to below the laboratory reporting limits and baseline concentrations of 1,1 DCE ranged from 150 µg/l (EW-12) to below the laboratory reporting limits (table 4). Baseline concentrations of TCE and cis 1,2 DCE was 320 µg/l and 21 µg/l, respectively in IL-MW-8 and below the laboratory reporting limits in IL-MW-9 (table 4).

Following the sodium permanganate treatment, concentrations of halogenated volatile organic ethenes were significantly reduced in groundwater in all of the IRM wells with the exception of well EW-8. Concentrations of TCE, PCE, cis 1,2 DCE and 1,1 DCE were reduced below the laboratory reporting limit in all of the wells except EW-8, EW-11, MW-20 and MW-22 60 days following the permanganate treatment. Concentrations of TCE, PCE, cis 1,2 DCE and 1,1 DCE in wells EW-11 and MW-20 decreased below laboratory reporting limits approximately 90 days after the permanganate injections. An increase of TCE and PCE above the laboratory reporting limits was noted in EW-13 90 days following the ISCO treatment. Concentrations of TCE, PCE and cis 12 DCE decreased slightly from the baseline concentrations in well EW-8 following the permanganate treatment, however, not as significantly as the nearby injection/extraction wells. This response is likely a result of the well not getting a direct dose of the sodium permanganate mixture. The change in concentrations in TCE, PCE, cis 1,2 DCE and 1,1 DCE documented in the wells sampled in the IRM treatment area pre and post treatment are shown on figures 4, 5, 6 and 7.

In addition to the positive response to the ISCO treatment documented in the onsite groundwater quality, the offsite wells (specifically IL-MW-8 which had baseline concentrations of TCE and cis 1,2 DCE) improved following the IRM. TCE, detected at a baseline concentration of 320 µg/l in groundwater sampled from IL-MW-8, declined to 23 µg/l 90 days following the application of the sodium permanganate in the onsite wells (table 4).

During the IRM, halogenated volatile organic ethanes, specifically 1,1,1 TCA and 1,1 DCA, were detected in groundwater sampled from several of the onsite wells. The baseline concentrations of 1,1,1 TCA ranged from 1,000 µg/l in well EW-12 to below the laboratory reporting limit of 5 µg/l in multiple wells located throughout the treatment area. The baseline concentrations of 1,1 DCA ranged from 16 µg/l in EW-12 to below the laboratory reporting

limit of 5 µg/l in most of the wells. Following the permanganate treatment, the concentrations of 1,1,1 TCA were generally comparable to the baseline concentrations with the exception of a notable decrease in EW-12 and an increase in concentrations between the pre- and post-treatment activities documented in groundwater from wells EW-13, EW-14 and EW-15 (table 4).

In addition to VOC monitoring, groundwater from select wells (including well cluster MW-17S/MW-17D and downgradient wells MW-12, MW-15S, MW-21 and MW-22) were analyzed for certain metals that are more mobile in an oxidized state. As shown on table 5, an increase in concentration of several metals including arsenic, barium, chromium, copper, lead and selenium was observed in most of the monitored wells sampled following the 60-day post-injection treatment. However, 90 days after the treatment, metal concentrations in groundwater from MW-17D, MW-21 and MW-22 demonstrated a decreasing trend. The only exceedance detected in the furthest downgradient well (MW-22) 90 days after the treatment was chromium at a concentration of 0.128 mg/l (NYSDEC TOGS guidance value is 0.05 mg/l). However, this chromium concentration was lower than the 60-day post treatment concentration of 0.460 mg/l.

5.0 CONCLUSIONS

1. As part of the IRM, approximately 1,220 gallons of 20-percent liquid sodium permanganate solution (approximately 530 gallons of 40-percent liquid sodium permanganate solution reduced with approximately 690 gallons of water) were delivered to the overburden formation through injection at 17 wells and extracted through 13 wells located in the IRM ISCO treatment area. The IRM results demonstrated that overall, the delivery method and quantity of sodium permanganate used to treat the groundwater in the southeast corner of the property were effective. One exception was observed at EW-8 which, as previously discussed, did not receive a direct injection treatment as a result of field observations during the IRM.

2. Delivery time of the permanganate into the formation ranged from approximately 1.5 hours to 6 hours. Field observations during the extraction activities showed that the permanganate was mobilized to most of the extraction wells (including EW-6, EW-7, EW-8, EW-10, EW-11, EW-12, EW-13 and MW-17D). Although the permanganate was not observed in groundwater from wells EW-9, EW-14, EW-15, MW-20 and MW-22 during the extraction

activities, each of these wells (with the exception of MW-20 because there was no nearby extraction well) received a direct dose of permanganate as part of the IRM.

3. Based on the IRM water-quality improvement observed post-injection, the delivery design utilizing each well as both an injection and an extraction well (versus a single-use injection well surrounded by multiple extraction wells), locating the wells in parallel rows and simultaneously injecting/extracting at multiple wells demonstrated successful distribution the permanganate solution throughout the formation.

4. Groundwater quality monitored during the IRM demonstrates that the 20 percent permanganate solution was effective in reducing the chlorinated ethene concentrations. Elevated baseline concentrations of TCE, PCE, cis-1,2 DCE and 1,1 DCE detected in most onsite wells located within the IRM treatment area were reduced from concentrations as high as 28,000 µg/l to concentrations below the laboratory reporting limit (2.5 µg/l). The only exception was groundwater in EW-8 which showed some reduction, but not as significant as the remediated groundwater in the nearby wells. This response is attributed to the well not receiving a direct injection of the concentrated permanganate solution.

5. As documented during the IRM, several metals were mobilized following the application of the sodium permanganate solution. Most of the metal concentrations returned to baseline conditions or showed a decrease in concentrations following 90 days post-injection treatment. However, increasing concentrations of chromium, lead and selenium were observed in MW-17S and copper in MW-12 following both the 60 and 90 day post-injection treatment sampling events. Chromium, detected at a concentration of 0.128 mg/l, was the only metal exceedance detected in groundwater from the most downgradient well (MW-22) after the 90 day post-injection sample event. Although the chromium concentration exceeds NYSDEC TOGS, the 90 day post-injection sample event was lower than the previous 60 day post-injection treatment sample result (0.460 mg/l). This decline in concentration is expected to continue as the ISCO influence diminishes over time.

6. Groundwater contamination along the southeast corner of the site has been comprised primarily of chlorinated ethenes. During the IRM, 1,1,1 TCA was detected in the new wells located in the proposed IRM treatment area (EW-6 through EW-12), with the highest concentration detected in groundwater from EW-12. Following the ISCO treatment, the 1,1,1 TCA concentrations decreased or remained the same with the exception of a notable decrease in EW-12 (from 1,0000 µg/l to 300 µg/l) and an increase in wells EW-13, EW-14 and EW-15. Although 1,1,1 TCA is present in the groundwater in the treatment area, it is present only slightly above the NYSDEC TOGs guidance value (5 µg/l) (and below the peak site background concentrations represented in upgradient well MW-6D) in groundwater collected from the most downgradient well MW-22 (5.6 µg/l). Sodium permanganate is not an effective oxidant for degrading chlorinated alkanes

7. Groundwater quality in the two offsite wells that were included in the Groundwater Monitoring Plan (specifically IL-MW-8) improved following the IRM. TCE, detected at a baseline concentration of 320 µg/l in groundwater sampled from IL-MW-8, declined to 23 µg/l 90-days following the application of the sodium permanganate in the onsite wells. None of the VOCs detected in the offsite groundwater were present above the Site background concentrations, however, TCE was detected slightly above the NYSDEC TOGs guidance value (5 µg/l) at 23 µg/l in IL-MW-8 and 7.2 µg/l in IL-MW-9.

8. Ongoing investigations have shown the ground-water and potentiometric ground-water elevation contours of the Site have demonstrated the direction of groundwater is from northwest to southeast across the property. As documented in past investigations, unconsolidated materials at the Site are poor water-bearing units with a median hydraulic conductivity across the Site calculated at 0.60 ft.day (LBG, 2002). An average groundwater flow velocity across the Site was calculated to be 0.058 ft/day or approximately 21 feet per year (LBG, 2002), an extremely low groundwater flow velocity.

A review of VOC concentration on the southeast corner of the property show that high concentrations of VOCs are present within the property boundary (wells EW-7 through EW-12), and VOCs are either not detected or at substantially lower concentrations near the property boundary (wells MW-12, MW-15S, MW-21 and MW-22). This would indicate that the transport

of VOCs in groundwater is limited, and may be constricted by the formation or local hydrogeologic features such as the stormwater drain along Glenshaw Street. LBG has shown during the evacuation of wells in this area, that water from this stormwater drain flows onto the Site, so it may be acting as a hydraulic boundary. Complete degradation of VOCs in this portion of the Site is extremely limited, as vinyl chloride, ethene and ethane have only sporadically been detected in groundwater at trace concentrations in this portion of the Site. Methane has been detected at generally higher concentrations along Glenshaw Street; however, these detections are likely associated with ongoing leakage of wastewaters from the municipal storm drain.

LEGGETTE, BRASHEARS & GRAHAM, INC.

Karen B. Destefanis

Karen B. Destefanis, CPG
Associate

Reviewed by:

Michael Manolakas

Michael Manolakas, CPG, LEP
Senior Vice President

cmm
February 4, 2016
H:\SONY\Orangetown\2016\Final IRM Summary Report.docx

TABLES

TABLE 1

FORMER MATERIALS RESEARCH CORPORATION
542 ROUTE 303
ORANGETOWN, NEW YORK

Summary of Detected Volatile Organic Compounds Results for Soil Samples [1/]

Sample Location	Depth of Sample (ft bg)	Date Sampled	Trichloro-ethylene	1,1,1-Trichloro-ethane	Tetrachloro-ethylene	1,1-Dichloro-ethylene	1,1-Dichloro-ethane	cis-1,2-Dichloro-ethylene	Chloroform	Carbon Tetra-chloride
EW-11	25 - 27	12/12/2013	**160**	0.054	0.076	0.02	ND<0.0056	0.013	0.0059	0.21
EW-12	25 - 27	12/19/2013	**8.6**	0.095	0.038 E	0.074	0.014	0.0042 J	0.11	ND<0.0047
EW-15	25-26.5	6/21/2014	**7.0**	0.022	0.0094	ND<0.0026	ND<0.0026	ND<0.0026	ND<0.0026	0.044
Part 375 Protection of Groundwater SCO			**0.47**	0.68	1.30	0.33	0.27	0.25	0.37	0.76

1/	All concentrations reported in mg/kg (milligrams per kilogram)
J	Estimated value. Result below reporting limit
E	Estimated value. Estimated due to behavior during continuing calibration verification
ND<0.0056	Not detected above noted concentrations
ft bg	Feet below grade
Note	Bold indicates exceedance

H/Sony/Orangetown/2015/IRM/Table 1 Soil Results

TABLE 2

FORMER MATERIALS RESEARCH CORPORATION
542 ROUTE 303
ORANGETOWN, NEW YORK

Summary of Permanganate Injections

Injection Well	Extraction Well	Date	Total Volume 20% Solution	Daily Injection (min)	Total Injection (min)	Total Extraction (min)
EW-17	EW-15	9/3/2014	35	237	237	235
EW-16	EW-14	9/3/2014	35	83	83	83
EW-15	EW-13	9/4/2014	42	133	239	131
		9/5/2014	22	106		109
EW-14	EW-12	9/4/2014	48	215	273	215
		9/5/2014	28	58		61
EW-12	EW-6	9/8/2014	70	230	328	230
		9/9/2014	30	98		102
EW-5	EW-11	9/8/2014	70	230	230	230
EW-13	EW-9	9/8/2014	70	230	230	230
EW-6	EW-7	9/9/2014	70	195	315	205
		9/10/2014	30	120		122
EW-6	--	9/10/2014	10	36	36	--
EW-9	MW-20	9/9/2014	70	195	315	205
		9/10/2014	30	120		122
EW-11	MW-17D	9/9/2014	70	195	315	205
		9/10/2014	30	120		122
EW-7	EW-8	9/10/2015	30	87	87	77
EW-7	--	9/11/2014	75	225	225	--
MW-17D	EW-10	9/10/2014	70	65	65	55
MW-17D	--	9/11/2014	35	30	30	--
MW-17S	EW-10	9/10/2014	35	30	30	30
EW-10	MW-22	9/11/2014	100	225	225	272
MW-22	--	9/12/2014	45	80	80	--
MW-16S	--	9/12/2014	35	80	80	--
MW-12	--	9/12/2014	35	80	80	--
TOTAL			1,220	3,503	3,503	3,041

TABLE 3

FORMER MATERIALS RESEARCH CORPORATION
542 ROUTE 303
ORANGETOWN, NEW YORK

Summary of Groundwater Field Parameters

Well ID	Date	Time	pH	Conductivity (mS/cm)	Dissolved Oxygen (mg/L)	Temperature (°C)	ORP (mv)	Turbidity (NTU)
EW-17	9/3/2014	8:18	5.76	0.972	6.84	17.95	-196.9	332.5
EW-15	9/3/2014	8:24	6.23	1.196	4.5	17.6	-199.7	149.9
	9/3/2014	14:06	6.62	2.136	5.05	18.5	-187.6	247.4
EW-13	9/4/2014	8:00	7.69	1.385	6.19	16.6	-258.3	506.1
	9/4/2014	15:13	7.55	1.449	1.7	20.6	-216.7	123.9
	9/5/2014	8:05	7.86	1.399	7.35	17.2	-247.9	639.1
	9/8/2014	9:08	6.75	1.55	12.48	18.9	253	16.1
EW-12	9/4/2014	13:58	6.85	2.727	0.8	21.2	-236.1	235.2
	9/5/2014	7:57	7.56	3.785	8.3	17.7	-243	33.5
	9/5/2014	10:20	7.05	2.143	4.86	18.6	-227.8	13.1
	9/8/2014	9:00	5.96	2.54	13.21	19.7	278	54.7
EW-6	9/8/2014	9:11	6.51	2.61	12.44	18.1	272	24.2
	9/8/2014	15:00	7.15	2.81	9.89	21.34	399	79.8
EW-9	9/8/2014	9:14	6.6	2.39	9.99	18.7	269	7.9
	9/8/2014	15:05	7.32	2	7.83	20.6	371	10

mS/cm	millisiemens per centimeter
mg/L	milligrams per liter
°C	degrees Celsius
mv	millivolts
NTU	Nephelometric Turbidity Units

TABLE 4

FORMER MATERIALS RESEARCH CORPORATION

542 ROUTE 303

ORANGETOWN, NEW YORK

Summary of Detected Volatile Organic Compound Results for Groundwater Samples

Sample Location	Depth of Sample (ft bg)	Date Sampled	Trichloro-ethylene	1,1,1-Trichloro-ethane	Tetrachloro-ethylene	1,1-Dichloro-ethylene	1,2-Dichloroethane	1,1-Dichloroethane	cis-1,2-Dichloro-ethylene	trans-1,2-Dichloro-ethylene	Chloroform	Vinyl Chloride	Carbon Tetra-chloride	MTBE	Toluene
MW-12	23	4/19/2002	**21,000**	ND<500	**3,700**	ND<500	ND<500	ND<500	ND<500	ND<500	ND<500	ND<5000	ND<500	--	--
	23	5/13/2004	71	ND<1	ND<1	ND<1	ND<1	ND<1	**12**	ND<1	ND<1	1	ND<1	4	ND<1
	22	4/14/2007	3J	ND<5	ND<5	ND<5	ND<5	ND<5	1J	ND<5	ND<5	ND<5	ND<5	--	--
	22	1/6/2009	77	1J	ND<5	ND<5	ND<5	ND<5	**20**	ND<5	ND<5	ND<5	ND<5	ND<5	ND<5
	22	2/20/2009	18	ND<1	ND<1	ND<1	ND<1	ND<1	5.3	ND<1	ND<1	ND<1	ND<1	0.4J	4
	22	4/21/2009	78	ND<5	ND<5	ND<1	ND<1	ND<1	6	ND<1	ND<5	ND<5	ND<5	ND<5	ND<5
	24	11/26/2013	24	ND<5	ND<5	ND<5	ND<5	ND<5	**32**	ND<5	ND<5	ND<5	ND<5	--	--
	Insitu Groundwater Remediation Injection of Sodium Permanganate														
	25	11/25/2014	6.2	ND<2.5	ND<2.5	ND<2.5	ND<2.5	ND<2.5	4J	ND<2.5	ND<2.5	ND<2.5	ND<2.5	--	--
	25	12/22/2014	ND<2.5	ND<2.5	ND<2.5	ND<2.5	ND<2.5	ND<2.5	ND<2.5	ND<2.5	ND<2.5	ND<2.5	ND<2.5	--	--
MW-15S	15	4/14/2007	2J	ND<5	ND<5	ND<5	ND<5	ND<5	ND<5	ND<5	ND<5	ND<5	ND<5	--	--
	15	1/6/2009	2	ND<5	ND<5	ND<5	ND<5	ND<5	2	ND<5	ND<5	ND<5	ND<5	ND<5	ND<5
	15	2/20/2009	1.3	ND<0.5	ND<0.5	ND<0.5	ND<0.5	ND<0.5	1.2	ND<0.5	ND<0.5	ND<0.5	ND<0.5	ND<0.5	0.9
	15	4/21/2009	2J	ND<5	ND<5	ND<5	ND<5	ND<5	1J	ND<5	ND<5	ND<5	ND<5	ND<5	ND<5
	17	11/26/2013	1.1J	ND<5	ND<5	ND<5	ND<5	ND<5	2.3 J	ND<5	ND<5	ND<5	ND<5	--	--
	Insitu Groundwater Remediation Injection of Sodium Permanganate														
	18	11/25/2014	ND<2.5	ND<2.5	ND<2.5	ND<2.5	ND<2.5	ND<2.5	ND<2.5	ND<2.5	ND<2.5	ND<2.5	ND<2.5	--	--
MW-16S	15	4/14/2007	96	ND<5	ND<5	ND<5	ND<5	ND<5	**9**	ND<5	ND<5	ND<5	ND<5	--	--
	15	1/6/2009	120	ND<5	ND<5	1J	ND<5	ND<5	**9**	ND<5	ND<5	ND<5	ND<5	ND<5	ND<5
	15	2/20/2009	110	ND<2.5	ND<2.5	ND<2.5	ND<2.5	ND<2.5	4	ND<2.5	ND<2.5	ND<2.5	ND<2.5	ND<2.5	**5.9**
	15	4/21/2009	**160**	ND<5	ND<5	ND<5	ND<5	ND<5	6	ND<5	ND<5	ND<5	ND<5	ND<5	ND<5
	15	11/5/2010	**200**	1.7J	2.4J	1.3J	ND<0.65	ND<0.69	**15**	ND<0.65	ND<0.36	ND<0.97	ND<1	ND<0.38	ND<0.23
	17	11/26/2013	51	ND<5	ND<5	ND<5	ND<5	ND<5	**9.3**	ND<5	ND<5	ND<5	ND<5	--	--
	Insitu Groundwater Remediation Injection of Sodium Permanganate														
	18	11/25/2014	ND<2.5	ND<2.5	ND<2.5	ND<2.5	ND<2.5	ND<2.5	ND<2.5	ND<2.5	ND<2.5	ND<2.5	ND<2.5	--	--
MW-17S	15.5	4/14/2007	51	ND<5	ND<5	ND<5	ND<5	ND<5	4J	ND<5	ND<5	ND<5	ND<5	--	--
	15.5	1/6/2009	**630**	ND<25	**8J**	ND<25	ND<25	ND<25	**23J**	ND<25	ND<25	ND<25	ND<25	ND<25	ND<25
	15.5	2/20/2009	**700**	5.4J	7.7J	ND<12	ND<12	ND<12	**8.5J**	ND<12	ND<12	ND<12	**10J**	ND<12	**23**
	15.5	4/21/2009	**340**	ND<2.5	ND<2.5	ND<2.5	ND<2.5	ND<2.5	5J	ND<2.5	ND<2.5	ND<2.5	ND<2.5	ND<2.5	ND<2.5
	15.5	11/5/2010	**2,000**	35	**36**	2.5J	ND<0.65	ND<0.69	**85**	ND<0.65	3.3J	ND<0.97	**51**	ND<0.38	ND<0.23
	17	11/26/2013	**5,300**	ND<500	ND<500	ND<500	ND<500	ND<500	**260 J**	ND<500	ND<500	ND<500	ND<500	--	--

TABLE 4

FORMER MATERIALS RESEARCH CORPORATION

542 ROUTE 303

ORANGETOWN, NEW YORK

Summary of Detected Volatile Organic Compound Results for Groundwater Samples

Sample Location	Depth of Sample (ft bg)	Date Sampled	Trichloro-ethylene	1,1,1-Trichloro-ethane	Tetrachloro-ethylene	1,1-Dichloro-ethylene	1,2-Dichloroethane	1,1-Dichloroethane	cis-1,2-Dichloro-ethylene	trans-1,2-Dichloro-ethylene	Chloroform	Vinyl Chloride	Carbon Tetra-chloride	MTBE	Toluene
	Insitu Groundwater Remediation Injection of Sodium Permanganate														
MW-17 (cont)	18	11/24/2014	ND<2.5	**120**	ND<2.5	ND<2.5	ND<2.5	ND<2.5	ND<2.5	ND<2.5	**13**	ND<2.5	**260**	--	--
	18	12//22/2014	ND<2.5	**72**	ND<2.5	ND<2.5	ND<2.5	ND<2.5	ND<2.5	ND<2.5	**8.6**	ND<2.5	**130**	--	--
MW-17D	25.5	4/14/2007	**55,000**	ND<5	ND<5	**160**	**3J**	ND<5	ND<5	2J	**13**	**2J**	ND<5	--	--
	25.5	1/6/2009	**48,000**	ND<2,500	ND<2,500	ND<2,500	ND<2,500	ND<2,500	ND<2,500	ND<2,500	ND<2,500	ND<2,500	**1,300**	ND<2,500	ND<2,500
	25.5	2/2/2009	**56,000**	ND<2,500	**570J**	ND<2,500	ND<2,500	ND<2,500	ND<2,500	ND<2,500	ND<2,500	ND<2,500	**1,400J**	ND<2,500	ND<2,500
	25.5	2/12/2009	**53,000**	ND<2,500	**700J**	ND<2,500	ND<2,500	ND<2,500	ND<2,500	ND<2,500	ND<2,500	ND<2,500	**1,400J**	ND<2,500	ND<2,500
	25.5	2/20/2009	**54,000**	ND<1,000	**560J**	ND<1,000	ND<1,000	ND<1,000	ND<1,000	ND<1,000	ND<1,000	ND<1,000	**1,500**	ND<1,000	**730J**
	25.5	4/21/2009	**45,000**	ND<2,500	ND<2,500	ND<2,500	ND<2,500	ND<2,500	ND<2,500	ND<2,500	ND<2,500	ND<2,500	**940J**	ND<2,500	ND<2,500
	25.5	11/5/2010	**17,000**	ND<190	ND<100	ND<270	ND<130	ND<190	ND<190	ND<130	ND<72	ND<190	**400J**	ND<76	ND<46
	25	11/26/2013	**13,000**	ND<1000	ND<1000	ND<1000	ND<1000	ND<1000	**160 J**	ND<1000	ND<1000	ND<1000	**400J**	--	--
	Insitu Groundwater Remediation Injection of Sodium Permanganate														
	27	11/24/2014	ND<2.5	**110**	ND<2.5	ND<2.5	ND<2.5	ND<2.5	ND<2.5	ND<2.5	**12**	ND<2.5	**340**	--	--
	25	12/22/2014	ND<2.5	**89**	ND<2.5	ND<2.5	ND<2.5	ND<2.5	ND<2.5	ND<2.5	**8.8**	ND<2.5	**190**	--	--
MW-19	15	4/11/2007	6	ND<5	ND<5	ND<5	ND<5	ND<5	ND<5	ND<5	4J	ND<5	ND<5	--	--
	15	7/18/2014	3.9J	ND<5	ND<5	ND<5	ND<5	ND<5	ND<5	ND<5	**22**	ND<5	ND<5	--	--
MW-20	15	4/11/2007	15	ND<5	ND<5	ND<5	ND<5	ND<5	ND<5	ND<5	ND<5	ND<5	ND<5	--	--
	17	11/26/2013	**300**	ND<50	**11 J**	ND<50	ND<50	ND<50	ND<50	ND<50	ND<50	ND<50	**53**	--	--
	Insitu Groundwater Remediation Injection of Sodium Permanganate														
	15	11/25/2014	5.9	4.8J	ND<5	ND<5	ND<5	ND<5	ND<5	ND<5	4.6J	ND<5	**37**	--	--
	15	12/23/2014	ND<2.5	ND<2.5	ND<5	ND<5	ND<5	ND<5	ND<5	ND<5	3.7J	ND<5	4.3J	--	--
MW-21	15	4/14/2007	3J	ND<5	ND<5	ND<5	ND<5	ND<5	ND<5	ND<5	ND<5	ND<5	ND<5	--	--
	15	1/6/2009	ND<5	ND<5	ND<5	ND<5	ND<5	ND<5	ND<5	ND<5	ND<5	ND<5	ND<5	ND<5	ND<5
	15	2/20/2009	ND<0.5	ND<0.5	ND<0.5	ND<0.5	ND<0.5	ND<0.5	ND<0.5	ND<0.5	ND<0.5	ND<0.5	ND<0.5	ND<0.5	0.7
	15	4/21/2009	3J	ND<5	ND<5	ND<5	ND<5	ND<5	ND<5	ND<5	ND<5	ND<5	ND<5	ND<5	ND<5
	17	11/26/2013	ND<5	ND<5	ND<5	ND<5	ND<5	ND<5	ND<5	ND<5	ND<5	ND<5	ND<5	--	--
	Insitu Groundwater Remediation Injection of Sodium Permanganate														
	18	11/25/2014	ND<2.5	ND<2.5	ND<2.5	ND<2.5	ND<2.5	ND<2.5	ND<2.5	ND<2.5	ND<2.5	ND<2.5	ND<2.5	--	--
	Duplicate	11/25/2014	ND<2.5	ND<2.5	ND<2.5	ND<2.5	ND<2.5	ND<2.5	ND<2.5	ND<2.5	ND<2.5	ND<2.5	ND<2.5	--	--
	16	12/22/2014	ND<2.5	ND<2.5	ND<2.5	ND<2.5	ND<2.5	ND<2.5	ND<2.5	ND<2.5	ND<2.5	ND<2.5	ND<2.5	--	--
	Duplicate	12/22/2014	ND<2.5	ND<2.5	ND<2.5	ND<2.5	ND<2.5	ND<2.5	ND<2.5	ND<2.5	ND<2.5	ND<2.5	ND<2.5	--	--

TABLE 4

FORMER MATERIALS RESEARCH CORPORATION

542 ROUTE 303

ORANGETOWN, NEW YORK

Summary of Detected Volatile Organic Compound Results for Groundwater Samples

Sample Location	Depth of Sample (ft bg)	Date Sampled	Trichloro-ethylene	1,1,1-Trichloro-ethane	Tetrachloro-ethylene	1,1-Dichloro-ethylene	1,2-Dichloroethane	1,1-Dichloroethane	cis-1,2-Dichloro-ethylene	trans-1,2-Dichloro-ethylene	Chloroform	Vinyl Chloride	Carbon Tetra-chloride	MTBE	Toluene
MW-22	18	4/11/2007	**1,200**	40	**19**	3J	ND<5	ND<5	**13**	ND<5	**7**	ND<5	**17**	--	--
	18	1/6/2009	**2,100**	27J	**29J**	ND<50	ND<50	ND<50	**20J**	ND<50	ND<50	ND<50	**36**	ND<50	ND<50
	18	2/20/2009	ND<100	47J	**71J**	ND<100	ND<100	ND<100	ND<100	ND<100	ND<100	ND<100	**110**	ND<100	**7,000**
	18	4/21/2009	**4,000**	28J	ND<130	ND<130	ND<130	ND<130	ND<130	ND<130	ND<130	ND<130	**53J**	ND<130	ND<130
	18	11/5/2010	**220**	2.8J	**10**	ND<1.3	ND<0.69	ND<0.69	4.7J	ND<0.65	**12**	ND<0.97	4.7J	ND<0.38	ND<0.232
	19	11/26/2013	30	ND<5	ND<5	ND<5	ND<5	ND<5	ND<5	ND<5	**21**	ND<5	**17**	--	--
	Insitu Groundwater Remediation Injection of Sodium Permanganate														
	16	11/25/2014	3J	ND<2.5	ND<2.5	ND<2.5	ND<2.5	ND<2.5	ND<2.5	ND<2.5	**11**	ND<2.5	3.3J	--	--
	18	12/22/2014	**420**	5.6	**11**	ND<2.5	ND<2.5	ND<2.5	4.2J	ND<2.5	**8.4**	ND<2.5	**18**	--	--
EW-5	26	2/7/2014	**1,700**	16	**29**	2.7J	ND<5	ND<5	**71**	ND<5	3.4J	ND<5	**20**	--	--
	Insitu Groundwater Remediation Injection of Sodium Permanganate														
	25	11/24/2014	ND<2.5	14	ND<2.5	ND<2.5	ND<2.5	ND<2.5	ND<2.5	ND<2.5	ND<2.5	ND<2.5	**22**	--	--
	25	12/22/2014	ND<2.5	ND<2.5	ND<2.5	ND<2.5	ND<2.5	ND<2.5	ND<2.5	ND<2.5	ND<2.5	ND<2.5	ND<2.5	--	--
EW-6	25	2/7/2014	**28,000**	**370**	**570**	49	ND<5	**5.4**	**360**	1.0J	**53**	ND<5	**860**	--	--
	Insitu Groundwater Remediation Injection of Sodium Permanganate														
	25	11/25/2014	ND<2.5	**500**	ND<2.5	ND<2.5	ND<2.5	ND<2.5	ND<2.5	ND<2.5	**23**	ND<2.5	**1,400**	--	--
	25	12/22/2014	ND<25	**390**	ND<25	ND<25	ND<25	ND<25	ND<25	ND<2.5	ND<25	ND<25	**1,200**	--	--
EW-7	25	2/7/2014	**28,000**	**300**	**530**	**89**	ND<5	2.1 J	**200**	ND<5	**32**	ND<5	**1,100**	--	--
	Insitu Groundwater Remediation Injection of Sodium Permanganate														
	25	11/25/2014	ND<2.5	**150**	ND<2.5	ND<2.5	ND<2.5	ND<2.5	ND<2.5	ND<2.5	**13**	ND<2.5	**400**	--	--
	21	12/23/2014	ND<2.5	**120**	ND<2.5	ND<2.5	ND<2.5	ND<2.5	ND<2.5	ND<2.5	**7.9**	ND<2.5	**270**	--	--
EW-8	26	2/7/2014	**12,000**	**160**	**280**	15	ND<5	2.1J	**160**	ND<5	**37**	ND<5	**420**	--	--
	Insitu Groundwater Remediation Injection of Sodium Permanganate														
	25	11/25/2014	**9,500**	**84**	**190**	9.3	ND<2.5	ND<2.5	**120**	ND<2.5	**15**	ND<2.5	**350**	--	--
	24	12/22/2014	**6,200**	ND<250	ND<250	ND<250	ND<250	ND<250	ND<250	ND<2.5	ND<250	ND<2.5	**330J**	--	--
EW-9	26	2/7/2014	**28,000B**	**370**	**710**	40	ND<5	**6.2**	**330**	1.2J	**63**	ND<5	**1,400**	--	--
	Insitu Groundwater Remediation Injection of Sodium Permanganate														
	26	11/24/2014	ND<2.5	**160**	ND<2.5	ND<2.5	ND<2.5	ND<2.5	ND<2.5	ND<2.5	**9.6**	ND<2.5	**390**	--	--
	21	12/23/2014	ND<2.5	**260**	ND<2.5	ND<2.5	ND<2.5	ND<2.5	ND<2.5	ND<2.5	**12**	ND<2.5	**570**	--	--

TABLE 4

FORMER MATERIALS RESEARCH CORPORATION

542 ROUTE 303

ORANGETOWN, NEW YORK

Summary of Detected Volatile Organic Compound Results for Groundwater Samples

Sample Location	Depth of Sample (ft bg)	Date Sampled	Trichloro-ethylene	1,1,1-Trichloro-ethane	Tetrachloro-ethylene	1,1-Dichloro-ethylene	1,2-Dichloroethane	1,1-Dichloroethane	cis-1,2-Dichloro-ethylene	trans-1,2-Dichloro-ethylene	Chloroform	Vinyl Chloride	Carbon Tetra-chloride	MTBE	Toluene
EW-10	21	2/7/2014	**19,000B**	**230**	**340**	**88**	ND<5	4.3J	**140**	ND<5	**62**	ND<5	**770**	--	--
	Insitu Groundwater Remediation Injection of Sodium Permanganate														
	22	11/24/2014	ND<2.5	33	ND<2.5	ND<2.5	ND<2.5	ND<2.5	ND<2.5	ND<2.5	6.3	ND<2.5	**80**	--	--
	22	12/22/2014	2.9J	35	ND<2.5	ND<2.5	ND<2.5	ND<2.5	ND<2.5	ND<2.5	4.6J	ND<2.5	**95**	--	--
EW-11	24	2/7/2014	**9,500B**	**140**	**110**	29	ND<5	1.8J	**54**	ND<5	**35**	ND<5	**160**	--	--
	Insitu Groundwater Remediation Injection of Sodium Permanganate														
	26	11/25/2014	8.4	**90**	ND<2.5	ND<2.5	ND<2.5	ND<2.5	ND<2.5	ND<2.5	**7.2**	ND<2.5	**170**	--	--
	25	12/22/2014	ND<2.5	**93**	ND<2.5	ND<2.5	ND<2.5	ND<2.5	ND<2.5	ND<2.5	6.0	ND<2.5	**150**	--	--
EW-12	26	2/7/2014	**7,800B**	**1,000**	**290**	**150**	**93**	**16**	**24**	ND<5	**43**	ND<5	**790**	--	--
	Duplicate	2/7/2014	**25,000B**	**940**	**270**	**160**	**98**	**16**	**25**	ND<5	**44**	ND<5	**710**	--	--
	Insitu Groundwater Remediation Injection of Sodium Permanganate														
	25	11/25/2014	ND<2.5	**380**	ND<2.5	ND<2.5	ND<2.5	ND<2.5	ND<2.5	ND<2.5	**9.9**	ND<2.5	**260**	--	--
	25	12/22/2014	ND<5	**300**	ND<5	ND<5	ND<5	ND<5	ND<5	ND<5	**7.7J**	ND<2.5	**260**	--	--
EW-13	25	7/18/2014	**1,900**	38	**88**	2.7J	ND<5	ND<5	3.5J	ND<5	**14**	ND<5	**250**	--	--
	Insitu Groundwater Remediation Injection of Sodium Permanganate														
	25	11/24/2014	ND<2.5	**380**	ND<2.5	ND<2.5	ND<2.5	ND<2.5	ND<2.5	ND<2.5	**20**	ND<2.5	**1,400**	--	--
	21	12/23/2014	29	**260**	**26**	ND<2.5	ND<2.5	ND<2.5	ND<2.5	ND<2.5	**20**	ND<2.5	**1,500**	--	--
EW-14	25	7/18/2014	**2,000**	28	**9.6**	7.4	ND<5	2.0J	4.5J	ND<5	2.4J	ND<5	**13**	--	--
	Duplicate	7/18/2014	**1,600**	28	**9.8**	7	ND<5	1.9J	3.9J	ND<5	2.1J	ND<5	**13**	--	--
	Insitu Groundwater Remediation Injection of Sodium Permanganate														
	25	11/24/2014	ND<2.5	**1,400**	ND<2.5	ND<2.5	ND<2.5	3.2 J	ND<2.5	ND<2.5	**14**	ND<2.5	**600**	--	--
	25	12/22/2014	ND<25	**1,300**	ND<25	ND<25	ND<25	ND<25	ND<25	ND<25	ND<25	ND<25	**820**	--	--
EW-15	25	7/18/2014	**1,800**	37	**17**	2.4J	ND<5	2.1J	6.3	ND<5	**12**	ND<5	**36**	--	--
	Insitu Groundwater Remediation Injection of Sodium Permanganate														
	25	11/24/2014	ND<2.5	**2,700**	**42**	ND<2.5	ND<2.5	ND<2.5	ND<2.5	ND<2.5	**19**	ND<2.5	**4,200**	--	--
	25	12/22/2014	ND<250	**2,900**	ND<250	ND<250	ND<250	ND<250	ND<250	ND<250	ND<250	ND<250	**7,700**	--	--
EW-16	25	7/18/2014	**180**	4.9J	1.2J	ND<5	ND<5	ND<5	**9.6**	ND<5	4.2J	ND<5	0.88J	--	--
	Insitu Groundwater Remediation Injection of Sodium Permanganate														
	25	11/24/2014	ND<2.5	ND<2.5	ND<2.5	ND<2.5	ND<2.5	ND<2.5	ND<2.5	ND<2.5	ND<2.5	ND<2.5	ND<2.5	--	

TABLE 4

FORMER MATERIALS RESEARCH CORPORATION

542 ROUTE 303

ORANGETOWN, NEW YORK

Summary of Detected Volatile Organic Compound Results for Groundwater Samples

Sample Location	Depth of Sample (ft bg)	Date Sampled	Trichloro-ethylene	1,1,1-Trichloro-ethane	Tetrachloro-ethylene	1,1-Dichloro-ethylene	1,2-Dichloroethane	1,1-Dichloroethane	cis-1,2-Dichloro-ethylene	trans-1,2-Dichloro-ethylene	Chloroform	Vinyl Chloride	Carbon Tetra-chloride	MTBE	Toluene
EW-17	25	7/18/2014	20	ND<5	ND<5	ND<5	ND<5	ND<5	5.9	ND<5	1.6J	ND<5	ND<5	--	--
	Insitu Groundwater Remediation Injection of Sodium Permanganate														
	25	11/24/2014	ND<2.5	ND<2.5	ND<2.5	ND<2.5	ND<2.5	ND<2.5	ND<2.5	ND<2.5	4.5 J	ND<2.5	ND<2.5	--	--
IL-MW-8	16	4/11/2007	**950**	7	3J	24	ND<5	**6**	**43**	ND<5	ND<5	ND<5	**10**	--	--
	16	2/7/2014	**320**	ND<25	ND<25	7.0J	ND<25	ND<25	**21**	ND<25	ND<25	ND<25	**5.4**	--	--
	Insitu Groundwater Remediation Injection of Sodium Permanganate														
	17	11/13/2014	ND<2.5	3.8J	ND<2.5	ND<2.5	ND<2.5	3.0J	ND<2.5	ND<2.5	ND<2.5	ND<2.5	**9.9**	--	--
	17	12/18/2014	23	ND<2.5	ND<2.5	ND<2.5	ND<2.5	ND<2.5	ND<2.5	ND<2.5	ND<2.5	ND<2.5	ND<2.5	--	--
IL-MW-9	12	4/11/2007	3J	ND<5	ND<5	ND<5	ND<5	ND<5	ND<5	ND<5	ND<5	ND<5	ND<5	--	--
	14	2/7/2014	4.8J	ND<5	ND<5	ND<5	ND<5	ND<5	ND<5	ND<5	ND<5	ND<5	ND<5	--	--
	Insitu Groundwater Remediation Injection of Sodium Permanganate														
	14	11/13/2014	16	ND<2.5	ND<2.5	ND<2.5	ND<2.5	ND<2.5	ND<2.5	ND<2.5	ND<2.5	ND<2.5	ND<2.5	--	--
	14	12/18/2014	7.2	ND<2.5	ND<2.5	ND<2.5	ND<2.5	ND<2.5	ND<2.5	ND<2.5	ND<2.5	ND<2.5	ND<2.5	--	--
Site Background Concentrations			**140**	**62**	**7.9**	**66**	**0.6**	**5**	**7**	**5**	**7**	**2**	**5**	10	**5**
NYSDEC TOGS Guidance Values			5	5	5	5	**0.6**	**5**	5	**5**	**7**	**2**	**5**	10	**5**

*Note:	All concentrations reported in microgram per liter (parts per billion).
	Bromomethane was detected in IL-MW-7 at a concentration of 1J on 4/11/07.
	Bromodichloromethane was detected in MW-17D at a concentration of 1J on 4/11/07.
	Benzene was detected in MW-12 and MW-15S at a concentration of 0.4J on 2/20/09.
	Xylenes were detected in MW-12, MW-16S, MW-17S and MW-21 at concentrations of 1.9J, 1.8J, 7.4J and 0.2J, respectively on 2/20/09.
	Freon 112 was detected in EW-10 at a concentration of 12 and 2.6J in EW-5 at on 2/7/14. Freon 113 was detected at a concentration of 1.1J in EW-13 on 7/18/14; 5.8 in EW-7 and 4.4J in EW-9 on 12/23/2014.
	1,2,3 Trichlorobenzene was detected in EW-10 at a concentration of 4.2 on 12/22/2014.
B	Detected in laboratory blank.
J	Estimated value. Result below reporting limit but greater than or equal to the method detection limit; therefore, the result is an estimated concentration.
--	Constituent not analyzed
NYSDEC TOGS	New York State Department of Environmental Conservation Technical and Operational Guidance Series
ND<1	Not detected above noted concentrations
ft bg	Feet below grade

TABLE 5

FORMER MATERIALS RESEARCH CORPORATION
542 ROUTE 303
ORANGETOWN, NEW YORK

Summary of Total Metal Results for Groundwater Samples

Sample Location	Depth of Sample (ft bg)	Date Sampled	Arsenic	Barium	Cadmium	Chromium	Copper	Lead	Selenium	Hexavalent Chromium
MW-12	24	11/26/2013	ND<0.004	0.429	ND<0.003	ND<0.005	0.00485	ND<0.003	**0.0158**	ND<0.01
	Insitu Groundwater Remediation Injection of Sodium Permanganate									
	25	11/25/2014	ND<0.004	0.108	ND<0.003	0.0331	0.017	ND<0.003	ND<0.01	ND<0.01
	25	12/22/2014	ND<0.004	0.129	ND<0.003	0.0368	0.0308	ND<0.003	ND<0.01	ND<0.01
MW-15S	15	7/18/2014	ND<0.004	0.408	ND<0.003	ND<0.005	0.00305	ND<0.003	ND<0.01	ND<0.01
	Insitu Groundwater Remediation Injection of Sodium Permanganate									
		11/25/2014	ND<0.004	0.445	ND<0.003	ND<0.005	ND<0.003	ND<0.003	ND<0.01	ND<0.01
MW-17S	17	11/26/2013	ND<0.004	0.409	ND<0.003	ND<0.005	0.00441	ND<0.003	**0.0246**	ND<0.01
	Insitu Groundwater Remediation Injection of Sodium Permanganate									
	18	11/24/2014	ND<0.004	0.0181	ND<0.003	**0.233**	0.00433	0.0172	**0.0248**	**0.13**
	18	12/22/2014	0.0222	0.0161	ND<0.003	**0.438**	ND<0.003	**0.0361**	**0.101**	ND<0.01
MW-17D	25	11/26/2013	ND<0.004	0.336	ND<0.003	ND<0.005	0.00408	ND<0.003	**0.0129**	ND<0.01
	Insitu Groundwater Remediation Injection of Sodium Permanganate									
	27	11/24/2014	**0.0458**	0.321	ND<0.003	**0.620**	0.00471	**0.083**	**0.242**	ND<0.01
	25	12/22/2013	**0.0273**	0.125	ND<0.003	**0.647**	ND<0.003	**0.0696**	**0.209**	ND<0.01
MW-21	17	11/26/2013	ND<0.004	0.0307	ND<0.003	ND<0.005	0.0153	ND<0.003	ND<0.01	ND<0.01
	Insitu Groundwater Remediation Injection of Sodium Permanganate									
	18	11/25/2014	0.0046	0.0873	ND<0.003	ND<0.005	ND<0.003	ND<0.003	ND<0.01	ND<0.01
	16	12/22/2014	ND<0.003	0.0565	ND<0.003	ND<0.005	0.00897	0.00432	ND<0.01	ND<0.01
MW-22	19	11/26/2013	ND<0.004	0.0338	ND<0.003	ND<0.005	ND<0.003	ND<0.003	ND<0.01	ND<0.01
	Insitu Groundwater Remediation Injection of Sodium Permanganate									
	16	11/25/2014	0.00636	0.0551	ND<0.003	**0.460**	0.00383	0.00715	**0.0297**	**0.064**
	18	12/22/2014	0.00679	0.0247	ND<0.003	**0.128**	ND<0.003	0.0061	0.01	ND<0.01
NYSDEC TOGS Guidance Values			**0.025**	1	0.005	**0.05**	0.2	**0.025**	**0.01**	0.05

Non-detect reflects laboratory minimum detection level

All concentrations in milligrams per liter (parts per million)

FIGURES

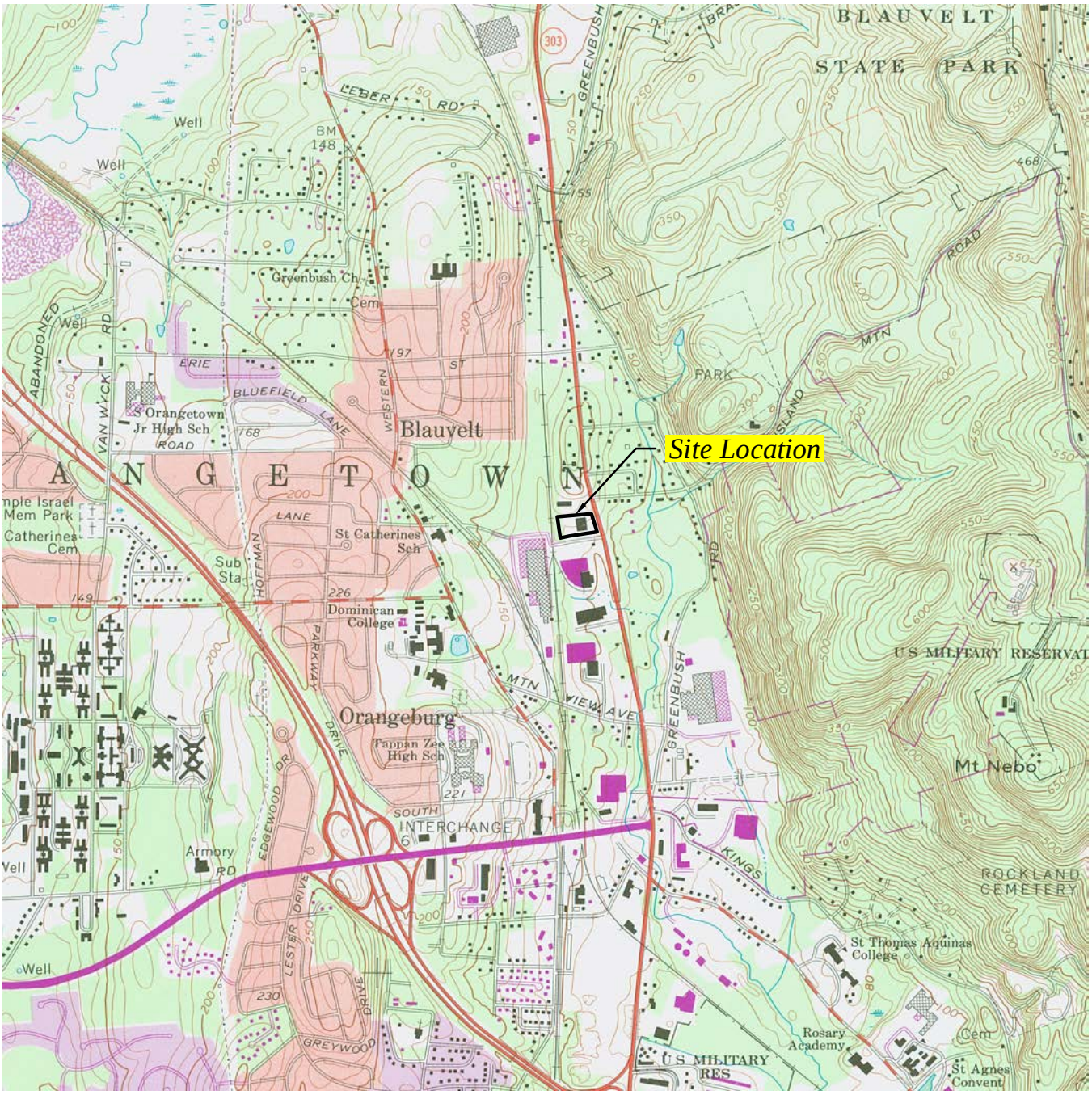

SOURCE: USGS TOPOGRAPHIC QUADRANGLE NYACK, NEW YORK (PHOTOREVISED 1979).

QUADRANGLE LOCATION

0 2000

SCALE IN FEET

FORMER MATERIALS RESEARCH CORPORATION
542 ROUTE 303
ORANGETOWN, NEW YORK

SITE MAP

DATE	REVISED

PREPARED BY: LEGGETTE, BRASHEARS & GRAHAM, INC.
Professional Groundwater and Environmental Engineering Services
4 Research Drive
Suite 301
Shelton, Connecticut 06484
(203) 929-8555

DRAWN:	RAC	CHECKED:	KD	DATE:	10/20/14	FIGURE:	1

O:\DWG\SONY\ORANGE\FIG1.DWG, Layout1, 5/7/2015 9:03:12 AM, AcroPlot.pc3

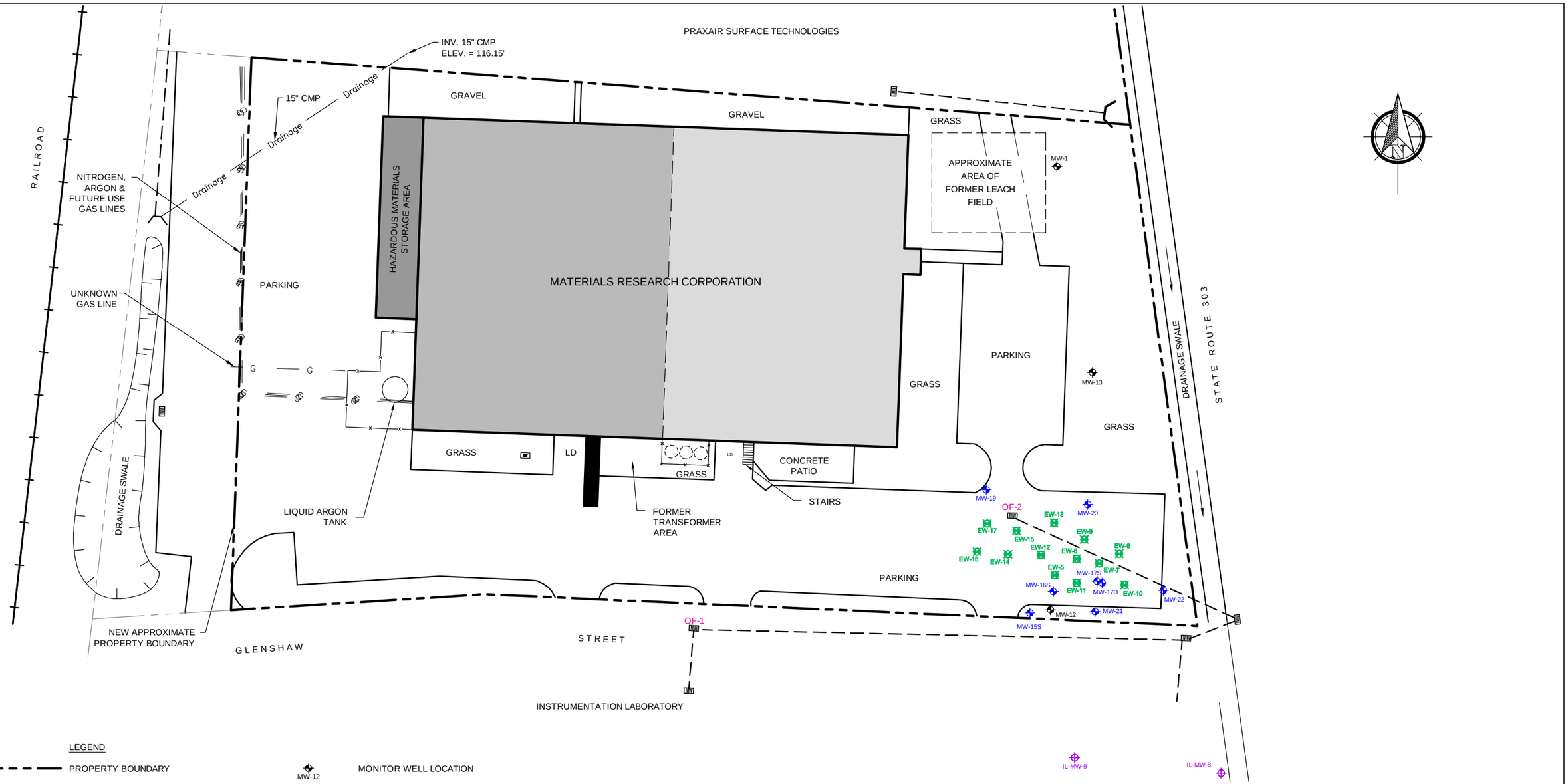

LEGEND

	PROPERTY BOUNDARY	MW-12	MONITOR WELL LOCATION
	FORMER PROPERTY BOUNDARY	OF-1	OUTFALL
	FENCE	EW-1	2-INCH DIAMETER EXTRACTION WELL LOCATION
	STORM-WATER PIPING	IL-MW-7	APPROXIMATE LOCATION OF EXISTING INSTRUMENTATION LABORATORY MONITOR WELL
	STORM-WATER CATCH BASIN		
	TRANSFORMER	MW-15S	2006 OVERBURDEN MONITOR WELL
	TRASH COMPACTOR		
LD	LOADING DOCK		NOTE: WELL LOCATIONS ARE APPROXIMATE.
	CONSTRUCTED - 1961		
	CONSTRUCTED - 1969		
	CONSTRUCTED - 1980		

0 50
SCALE IN FEET

FORMER MATERIALS RESEARCH CORPORATION
542 ROUTE 303
ORANGETOWN, NEW YORK

INJECTION/EXTRACTION WELLS AND MONITOR WELLS INCLUDED IN SOUTHEAST CORNER ISCO TREATMENT

DATE	REVISED

PREPARED BY: LEGGETTE, BRASHEARS & GRAHAM, INC.
Professional Groundwater and Environmental Engineering Services
4 Research Drive
Suite 204
Shelton, Connecticut 06484
(203) 929-8555

DRAWN:	RAC	CHECKED:	KD	DATE:	05/06/15	FIGURE:	2

O:\DWG\SONY\ORANGE\2015\Southeast Corner Report\Fig2.dwg, Layout1, 5/7/2015 9:03:24 AM, AcroPlot.pc3

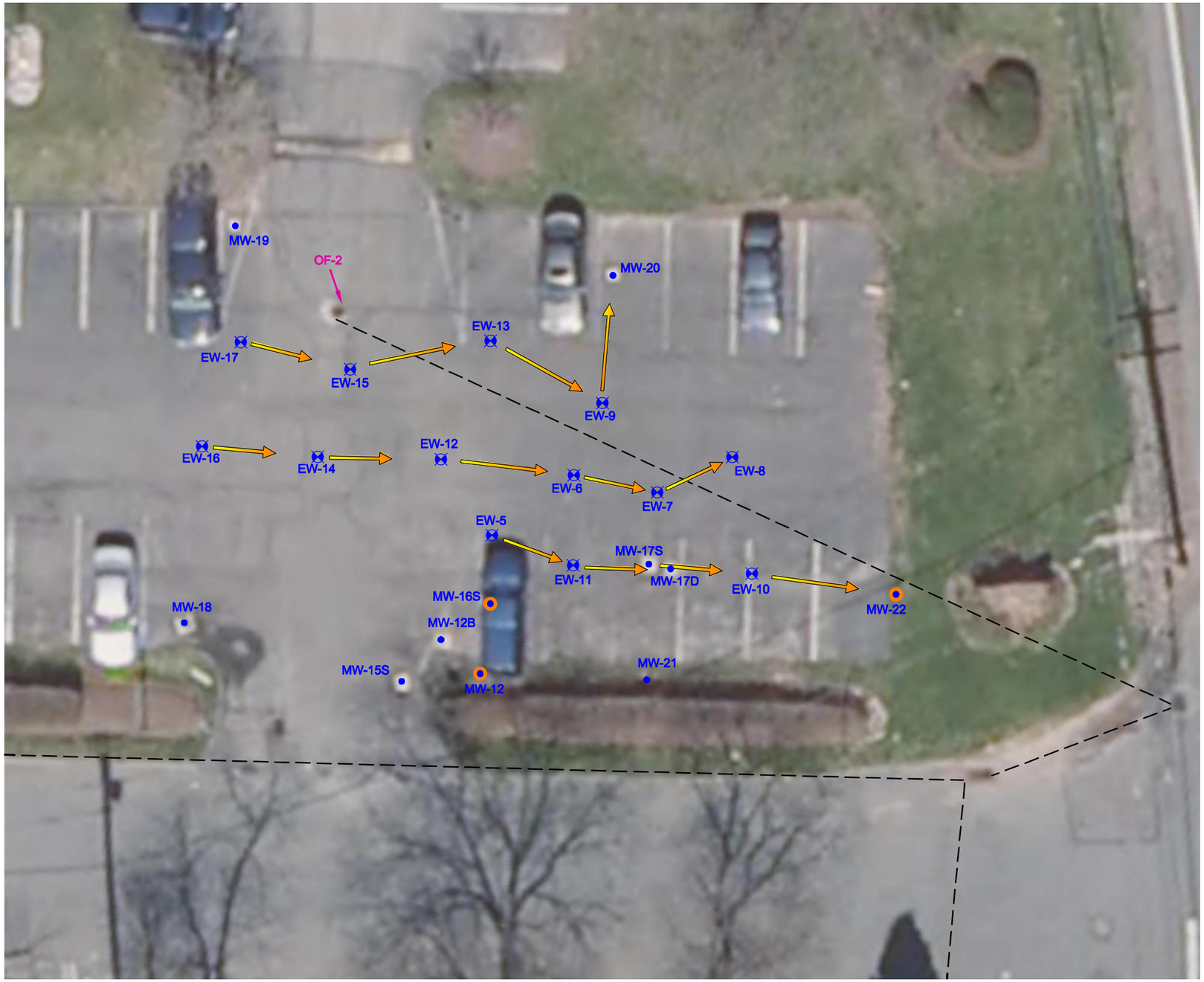

LEGEND

— — — —	STORM-WATER PIPING
EW-6	APPROXIMATE INJECTION/EXTRACTION WELL LOCATION
MW-17D	EXISTING MONITOR WELL LOCATION
OF-1	OUTFALL
	SODIUM PERMANGANATE INJECTION WITHOUT EXTRACTION
	DIRECTION OF TREATMENT

0 15
SCALE IN FEET

FORMER MATERIALS RESEARCH CORPORATION
542 ROUTE 303
ORANGETOWN, NEW YORK

SEQUENCE OF SODIUM PERMANGANATE INJECTION/EXTRACTION TREATMENT

DATE	REVISED

PREPARED BY: LEGGETTE, BRASHEARS & GRAHAM, INC.
Professional Groundwater and Environmental Engineering Services
4 Research Drive
Suite 204
Shelton, Connecticut 06484
(203) 929-8555

DRAWN:	RAC	CHECKED:	KD	DATE:	05/20/15	FIGURE:	3

O:\DWG\SONY\ORANGE\2015\Southeast Corner Report\Figure3.dwg, Layout1, 5/20/2015 10:26:23 AM, AcroPlot.pc3

FORMER MATERIALS RESEARCH CORPORATION
542 ROUTE 303
ORANGETOWN, NEW YORK

Trichlorethene Concentrations between November 26, 2013 and December 23, 2014

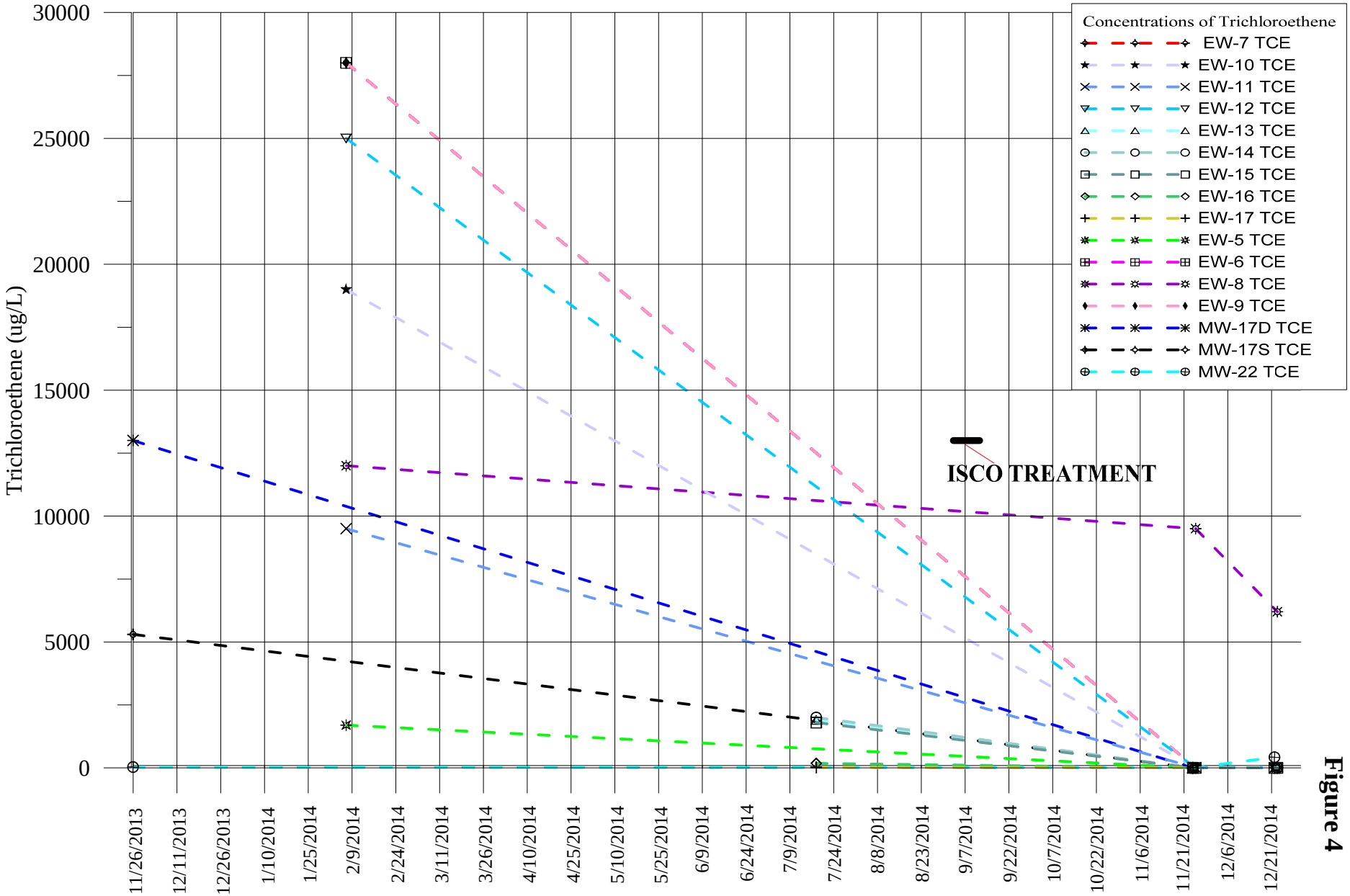

Figure 4

LEGGETTE, BRASHEARS & GRAHAM, INC.

FORMER MATERIALS RESEARCH CORPORATION
542 ROUTE 303
ORANGETOWN, NEW YORK

Tetrachlorethene Concentrations between November 26, 2013 and December 23, 2014

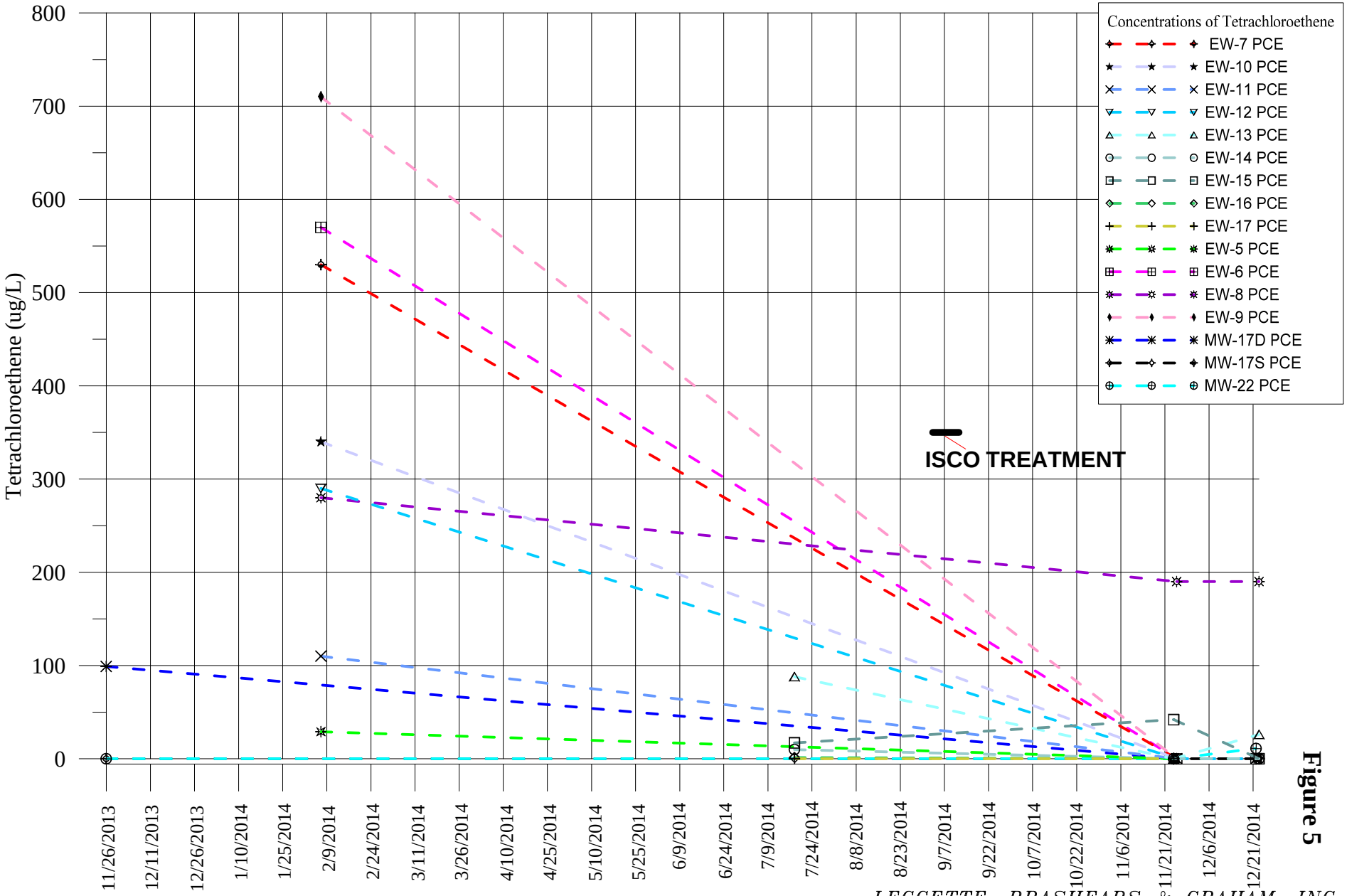

Figure 5

LEGGETTE, BRASHEARS & GRAHAM, INC.

FORMER MATERIALS RESEARCH CORPORATION
542 ROUTE 303
ORANGETOWN, NEW YORK

cis-1,2 Dichloroethene Concentrations between November 26, 2013 and December 23, 2014

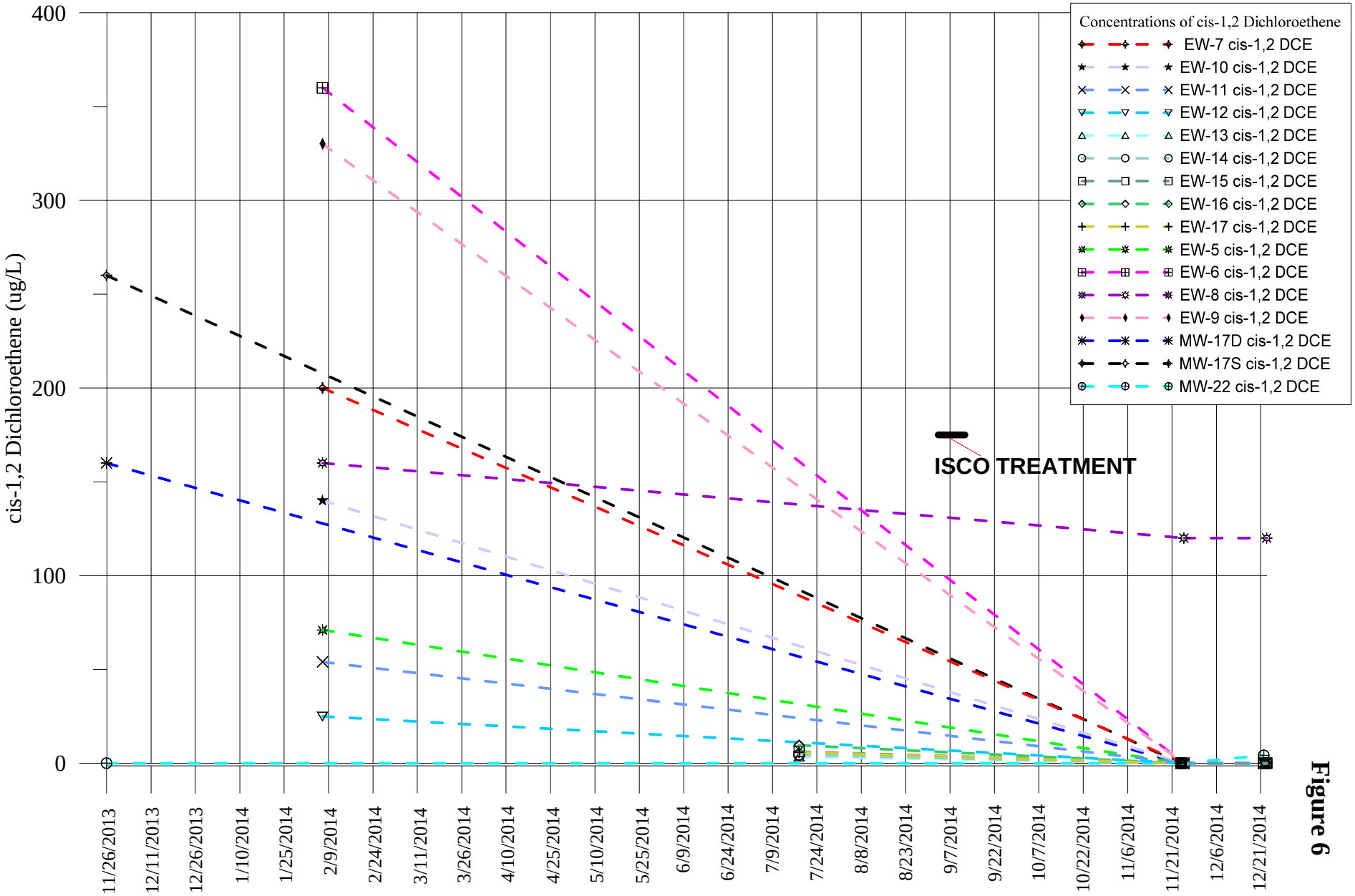

Figure 6

LEGGETTE, BRASHEARS & GRAHAM, INC.

FORMER MATERIALS RESEARCH CORPORATION
542 ROUTE 303
ORANGETOWN, NEW YORK

1,1 Dichloroethene Concentrations between November 26, 2013 and December 23, 2014

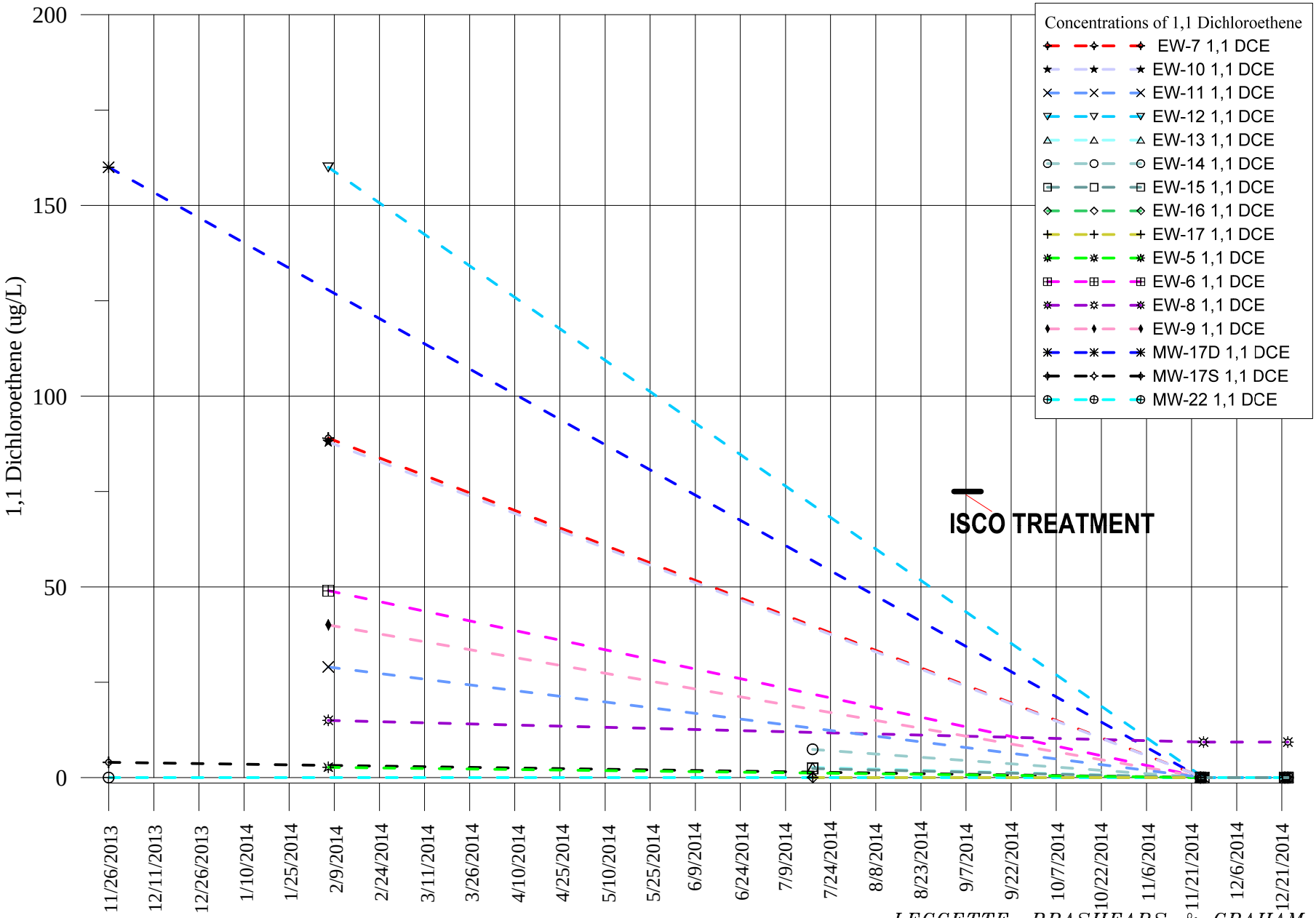

Figure 7

LEGGETTE, BRASHEARS & GRAHAM, INC.

APPENDIX I
GEOLOGIC LOGS

GEOLOGIC LOG LEGGETTE, BRASHEARS & GRAHAM, INC. SHELTON, CONNECTICUT	**OWNER:** SEI **BORING/WELL NO:** EW-5 **PAGE** 1 **OF** **PAGE**
SITE LOCATION: 542 Route 303 Orangetown, CT	**SCREEN SIZE & TYPE:** 2-inch PVC **SLOT NO.:** 0.020 **SETTING:** 13 to 18 and 21 to 28 ft bg
DATE COMPLETED: December 13, 2013	**SAND PACK SIZE & TYPE:** Filpro #1 **SETTING:** 12-18.5 and 20.5-28 ft bg
DRILLING COMPANY: Soil Testing, Inc. Oxford, CT	**CASING SIZE & TYPE:** 2-inch PVC
DRILLING METHOD: Hollow-Stem Auger	**SETTING:** Grade to 13 and 18 to 21 ft bg
SAMPLING METHOD: Split Spoon	**SEAL TYPE:** Bentonite Chips/Bentonite Grout
OBSERVER: Patrick Welsh	**SETTING:** 10 to 12 and 18.5 to 20.5 ft bg / 1.5 to 10 ft bg
REFERENCE POINT (RP): Grade	**BACKFILL TYPE:** Native
ELEVATION OF RP: --	**STATIC WATER LEVEL:** ~ 13 ft bg
STICK-UP: --	**DEVELOPMENT METHOD:**
SURFACE COMPLETION: Roadbox with concrete collar	**DURATION:** **YIELD:**
REMARKS:	
GPS COORDINATES	
ABBREVIATIONS: SS = split spoon W = wash C = cuttings G = grab ST = shelby tube REC = recovery PPM = parts per million	

DEPTH (FEET)		SAMPLE TYPE	BLOW COUNT	REC. (FEET)	PID READING (PPM)	DESCRIPTION
FROM	TO					
0	5	C		--	0 0	0-0.4: Asphalt, crushed 0.4-5: SAND, fine; little small to large, sub-angular to angular gravel; trace silt; brown, dark brown, brown; compact; dry.
5	10	C		--	0	SAND, fine; some silt; trace clay; trace small to medium, sub-angular gravel (with pockets of large gravel); brown, dark brown; compact; dry. Large pockets up to several feet thick of large, sub-angular to angular gravel and cobbles.
10	15	C		--	1.6	SAND, fine; some silt; trace clay; trace small to medium, sub-angular gravel (with pockets of large gravel); brown, dark brown; compact; moist to wet.
15	20	C		--	5.8	SAND, fine; some silt; trace clay; trace small to medium, sub-angular gravel (with pockets of large gravel); brown, dark brown; compact; wet.
20	25	C		--	19.6	SAND, fine; some silt; trace clay; trace small to medium, sub-angular gravel (with pockets of large gravel); dark brown; compact; dry.
28						Auger refusal.

GEOLOGIC LOG LEGGETTE, BRASHEARS & GRAHAM, INC. SHELTON, CONNECTICUT	**OWNER:** SEI **BORING/WELL NO:** EW-6 **PAGE** 1 **OF** **PAGE**
SITE LOCATION: 542 Route 303 Orangetown, CT	**SCREEN SIZE & TYPE:** 2-inch PVC **SLOT NO.:** 0.020 **SETTING:** 13 to 18 and 21 to 28 ft bg
DATE COMPLETED: December 12, 2013	**SAND PACK SIZE & TYPE:** Filpro #1
DRILLING COMPANY: Soil Testing, Inc. Oxford, CT	**SETTING:** 12-18.5 and 20.5-28 ft bg **CASING SIZE & TYPE:** 2-inch PVC
DRILLING METHOD: Hollow-Stem Auger	**SETTING:** Grade to 13 and 18 to 21 ft bg
SAMPLING METHOD: Split Spoon	**SEAL TYPE:** Bentonite Chips/Bentonite Grout
OBSERVER: Patrick Welsh	**SETTING:** 10 to 12 and 18.5 to 20.5 ft bg / 1.5 to 10 ft bg
REFERENCE POINT (RP): Grade	**BACKFILL TYPE:** Native
ELEVATION OF RP: --	**STATIC WATER LEVEL:** ~ 13 ft bg
STICK-UP: --	**DEVELOPMENT METHOD:**
SURFACE COMPLETION: Roadbox with concrete collar	**DURATION:** **YIELD:**
REMARKS:	
GPS COORDINATES	
ABBREVIATIONS: SS = split spoon W = wash C = cuttings G = grab ST = shelby tube REC = recovery PPM = parts per million	

DEPTH (FEET)		SAMPLE TYPE	BLOW COUNT	REC. (FEET)	PID READING (PPM)	DESCRIPTION
FROM	TO					
0	5	C		--	0	Two layers of asphalt underlain by SAND, fine; some silt; little small to medium, sub-angular gravel (with pockets of large gravel); brown, dark brown; compact; dry.
5	10	C		--	0	SAND, fine; some silt; trace clay; trace small to medium, sub-angular gravel (with pockets of large gravel); brown, dark brown; compact; dry. Large pockets up to several feet thick of large, sub-angular to angular gravel and cobbles.
10	15	C		--	0	SAND, fine; some silt; trace clay; trace small to medium, sub-angular gravel (with pockets of large gravel); brown, dark brown; compact; moist to wet.
15	20	C		--	0	SAND, fine; some silt; trace clay; trace small to medium, sub-angular gravel (with pockets of large gravel); brown, dark brown; compact; wet.
20	25	C		--	19.6	SAND, fine; some silt; trace clay; trace small to medium, sub-angular gravel (with pockets of large gravel); dark brown; compact; wet.
28						Auger refusal.

GEOLOGIC LOG LEGGETTE, BRASHEARS & GRAHAM, INC. SHELTON, CONNECTICUT	**OWNER:** SEI **BORING/WELL NO:** EW-7 **PAGE** 1 **OF** **PAGE**
SITE LOCATION: 542 Route 303 Orangetown, CT	**SCREEN SIZE & TYPE:** 2-inch PVC **SLOT NO.:** 0.020 **SETTING:** 13 to 18 and 21 to 28 ft bg
DATE COMPLETED: December 13, 2013	**SAND PACK SIZE & TYPE:** Filpro #1 **SETTING:** 12-18.5 and 20.5-28 ft bg
DRILLING COMPANY: Soil Testing, Inc. Oxford, CT	**CASING SIZE & TYPE:** 2-inch PVC
DRILLING METHOD: Hollow-Stem Auger	**SETTING:** Grade to 13 and 18 to 21 ft bg
SAMPLING METHOD: Split Spoon	**SEAL TYPE:** Bentonite Chips/Bentonite Grout
OBSERVER: Patrick Welsh	**SETTING:** 10 to 12 and 18.5 to 20.5 ft bg / 1.5 to 10 ft bg
REFERENCE POINT (RP): Grade	**BACKFILL TYPE:** Native
ELEVATION OF RP: --	**STATIC WATER LEVEL:** ~ 13 ft bg
STICK-UP: --	**DEVELOPMENT METHOD:**
SURFACE COMPLETION: Roadbox with concrete collar	**DURATION:** **YIELD:**
REMARKS:	
GPS COORDINATES	
ABBREVIATIONS: SS = split spoon W = wash C = cuttings G = grab ST = shelby tube REC = recovery PPM = parts per million	

DEPTH (FEET)		SAMPLE TYPE	BLOW COUNT	REC. (FEET)	PID READING (PPM)	DESCRIPTION
FROM	TO					
0	5	C		--	0	Two layers of asphalt underlain by SAND, fine; some silt; little small to medium, sub-angular gravel (with pockets of large gravel); brown, dark brown; compact; dry.
5	10	C		--	0	SAND, fine; some silt; little small to medium, sub-angular gravel (with pockets of large gravel); brown, dark brown; compact; dry.
10	15	C		--	8.1	SAND, fine; some silt; trace clay; trace small to medium, sub-angular gravel (with pockets of large gravel); dark brown; compact; dry.
15	20	C		--	17.2	SAND, fine; some silt; trace clay; trace small to medium, sub-angular gravel (with pockets of large gravel); dark brown; compact; wet.
20	25	C		--	42.6	SAND, fine; some silt; trace clay; trace small to medium, sub-angular gravel (with pockets of large gravel); dark brown; compact; wet.
28						Auger refusal.

GEOLOGIC LOG LEGGETTE, BRASHEARS & GRAHAM, INC. SHELTON, CONNECTICUT	**OWNER:** SEI **BORING/WELL NO:** EW-8 **PAGE** 1 **OF** **PAGE**
SITE LOCATION: 542 Route 303 Orangetown, CT	**SCREEN SIZE & TYPE:** 2-inch PVC **SLOT NO.:** 0.020 **SETTING:** 13 to 18 and 21 to 28 ft bg
DATE COMPLETED: December 16, 2013	**SAND PACK SIZE & TYPE:** Filpro #1 **SETTING:** 12-18.5 and 20.5-28 ft bg
DRILLING COMPANY: Soil Testing, Inc. Oxford, CT	**CASING SIZE & TYPE:** 2-inch PVC
DRILLING METHOD: Hollow-Stem Auger	**SETTING:** Grade to 13 and 18 to 21 ft bg
SAMPLING METHOD: Split Spoon	**SEAL TYPE:** Bentonite Chips/Bentonite Grout
OBSERVER: Patrick Welsh	**SETTING:** 10 to 12 and 18.5 to 20.5 ft bg / 1.5 to 10 ft bg
REFERENCE POINT (RP): Grade	**BACKFILL TYPE:** Native
ELEVATION OF RP: --	**STATIC WATER LEVEL:** ~ 13 ft bg
STICK-UP: --	**DEVELOPMENT METHOD:**
SURFACE COMPLETION: Roadbox with concrete collar	**DURATION:** **YIELD:**
REMARKS:	
GPS COORDINATES	
ABBREVIATIONS: SS = split spoon W = wash C = cuttings G = grab ST = shelby tube REC = recovery PPM = parts per million	

DEPTH (FEET)		SAMPLE TYPE	BLOW COUNT	REC. (FEET)	PID READING (PPM)	DESCRIPTION
FROM	TO					
0	5	C		--	0	Two layers of asphalt underlain by SAND, fine; some silt; little small to medium, sub-angular gravel (with pockets of large gravel); brown, dark brown; compact; dry.
5	10	C		--	0	SAND, fine; some silt; little small to medium, sub-angular gravel (with pockets of large gravel); brown, dark brown; compact; dry.
10	15	C		--		SAND, fine; some silt; trace clay; trace small to medium, sub-angular gravel (with pockets of large gravel); dark brown; compact; dry.
15	20	C		--		SAND, fine; some silt; trace clay; trace small to medium, sub-angular gravel (with pockets of large gravel); dark brown; compact; wet.
20	25	C		--		SAND, fine; some silt; trace clay; trace small to medium, sub-angular gravel (with pockets of large gravel); dark brown; compact; wet.
28						Auger refusal.

GEOLOGIC LOG LEGGETTE, BRASHEARS & GRAHAM, INC. SHELTON, CONNECTICUT	**OWNER:** SEI **BORING/WELL NO:** EW-9 **PAGE** 1 **OF** **PAGE**
SITE LOCATION: 542 Route 303 Orangetown, CT	**SCREEN SIZE & TYPE:** 2-inch PVC **SLOT NO.:** 0.020 **SETTING:** 13 to 18 and 21 to 28 ft bg
DATE COMPLETED: December 19, 2013	**SAND PACK SIZE & TYPE:** Filpro #1 **SETTING:** 12-18.5 and 20.5-28 ft bg
DRILLING COMPANY: Soil Testing, Inc. Oxford, CT	**CASING SIZE & TYPE:** 2-inch PVC
DRILLING METHOD: Hollow-Stem Auger	**SETTING:** Grade to 13 and 18 to 21 ft bg
SAMPLING METHOD: Split Spoon	**SEAL TYPE:** Bentonite Chips/Bentonite Grout
OBSERVER: Patrick Welsh	**SETTING:** 10 to 12 and 18.5 to 20.5 ft bg / 1.5 to 10 ft bg
REFERENCE POINT (RP): Grade	**BACKFILL TYPE:** Native
ELEVATION OF RP: --	**STATIC WATER LEVEL:** ~ 13 ft bg
STICK-UP: --	**DEVELOPMENT METHOD:**
SURFACE COMPLETION: Roadbox with concrete collar	**DURATION:** **YIELD:**
REMARKS:	
GPS COORDINATES	
ABBREVIATIONS: SS = split spoon W = wash C = cuttings G = grab ST = shelby tube REC = recovery PPM = parts per million	

DEPTH (FEET)		SAMPLE TYPE	BLOW COUNT	REC. (FEET)	PID READING (PPM)	DESCRIPTION
FROM	TO					
0	5	C		--	0	Two layers of asphalt underlain by SAND, fine; some silt; little small to medium, sub-angular gravel (with pockets of large gravel); brown, dark brown; compact; dry.
5	10	C		--	0	SAND, fine; some silt; little small to medium, sub-angular gravel (with pockets of large gravel); brown, dark brown; compact; dry.
10	15	C		--		SAND, fine; some silt; trace clay; trace small to medium, sub-angular gravel (with pockets of large gravel); dark brown; compact; dry.
15	20	C		--		SAND, fine; some silt; trace clay; trace small to medium, sub-angular gravel (with pockets of large gravel); dark brown; compact; wet.
20	25	C		--		SAND, fine; some silt; trace clay; trace small to medium, sub-angular gravel (with pockets of large gravel); dark brown; compact; wet.
28						Auger refusal.

GEOLOGIC LOG LEGGETTE, BRASHEARS & GRAHAM, INC. SHELTON, CONNECTICUT	**OWNER:** SEI **BORING/WELL NO:** EW-10 **PAGE** 1 **OF** **PAGE**
SITE LOCATION: 542 Route 303 Orangetown, CT	**SCREEN SIZE & TYPE:** 2-inch PVC **SLOT NO.:** 0.020 **SETTING:** 15-25 ft bg
DATE COMPLETED: December 16, 2013	**SAND PACK SIZE & TYPE:** Filpro #1 **SETTING:** 13 - 15 ft bg
DRILLING COMPANY: Soil Testing, Inc. Oxford, CT	**CASING SIZE & TYPE:** 2-inch PVC
DRILLING METHOD: Hollow-Stem Auger	**SETTING:** Grade to 15 ft bg
SAMPLING METHOD: Split Spoon	**SEAL TYPE:** Bentonite Chips/Bentonite Grout
OBSERVER: Patrick Welsh	**SETTING:** 11 to 13 ft bg / 1.5 to 11 ft bg
REFERENCE POINT (RP): Grade	**BACKFILL TYPE:** Native
ELEVATION OF RP: --	**STATIC WATER LEVEL:** ~ 13 ft bg
STICK-UP: --	**DEVELOPMENT METHOD:**
SURFACE COMPLETION: Roadbox with concrete collar	**DURATION:** **YIELD:**
REMARKS:	
GPS COORDINATES	
ABBREVIATIONS: SS = split spoon W = wash C = cuttings G = grab ST = shelby tube REC = recovery PPM = parts per million	

DEPTH (FEET)		SAMPLE TYPE	BLOW COUNT	REC. (FEET)	PID READING (PPM)	DESCRIPTION
FROM	TO					
0	5	C			0 0	0-0.4: Asphalt, crushed 0.4-5: SAND, fine; little small to medium sub-angular gravel; little silt; trace clay; brown, dark brown; semi-compact; dry.
5	7	SS	25-50-50/4”	1.2	0	5-6.2: SAND, fine; little small to medium sub-angular gravel; little silt; brown, dark brown; compact; dry.
10	12	SS	16-19-28-27	0.8	0	10-10.8: SAND, fine to medium; little small to large, sub-angular to sub-rounded gravel; little silt; brown, dark brown; compact; dry.
15	17	SS	34-30-28-31	1.0	0.5	15-16: SAND, fine to medium; little small to large, sub-angular gravel; trace silt; dark brown; semi-compact; wet.
20	22	SS	29-40-/50/5”	1.3	26.1	20-21.3: SAND, fine to medium; little small to large, sub-angular gravel; trace silt; dark brown; semi-compact; wet.
25	27	SS	20-21-22-21	1.5	90.7	25.0-26.5: Mix of previous till (compact fine sand, silt, angular gravel) and weathered to more competent rock.
25						Auger refusal

GEOLOGIC LOG LEGGETTE, BRASHEARS & GRAHAM, INC. SHELTON, CONNECTICUT	**OWNER:** SEI **BORING/WELL NO:** EW-11 **PAGE** 1 **OF** **PAGE**
SITE LOCATION: 542 Route 303 Orangetown, CT	**SCREEN SIZE & TYPE:** 2-inch PVC **SLOT NO.:** 0.020 **SETTING:** 13 to 18 and 21 to 28 ft bg
DATE COMPLETED: December 12, 2013	**SAND PACK SIZE & TYPE:** Filpro #1
DRILLING COMPANY: Soil Testing, Inc. Oxford, CT	**SETTING:** 12-18.5 and 20.5-28 ft bg **CASING SIZE & TYPE:** 2-inch PVC
DRILLING METHOD: Hollow-Stem Auger	**SETTING:** Grade to 13 and 18 to 21 ft bg
SAMPLING METHOD: Split Spoon	**SEAL TYPE:** Bentonite Chips/Bentonite Grout
OBSERVER: Patrick Welsh	**SETTING:** 10 to 12 and 18.5 to 20.5 ft bg / 1.5 to 10 ft bg
REFERENCE POINT (RP): Grade	**BACKFILL TYPE:** Native
ELEVATION OF RP: --	**STATIC WATER LEVEL:** ~ 13 ft bg
STICK-UP: --	**DEVELOPMENT METHOD:**
SURFACE COMPLETION: Roadbox with concrete collar	**DURATION:** **YIELD:**
REMARKS:	
GPS COORDINATES	
ABBREVIATIONS: SS = split spoon W = wash C = cuttings G = grab ST = shelby tube REC = recovery PPM = parts per million	

DEPTH (FEET)		SAMPLE TYPE	BLOW COUNT	REC. (FEET)	PID READING (PPM)	DESCRIPTION
FROM	TO					
0	5	C			0 0	0-0.4: Asphalt, crushed 0.4-5: SAND, fine; little small to large, sub-angular to angular gravel; trace silt; brown, dark brown, brown; compact; dry.
5	7	SS	22-13-18-20	1.6	0	5-6.6: SAND, fine; little small to large, sub-angular to angular gravel; trace silt; brown, dark brown, brown; compact; dry.
10	12	SS	6-7-10-10	0.7	0	10-10.7: SAND, fine; little small to large, sub-angular to angular gravel; trace silt; brown, dark brown, brown; compact; dry.
15	17	SS	12-22-26-20	0.7	0	15-15.7: SAND, fine to medium; little small to large, sub-angular gravel; trace silt; dark brown; semi-compact; wet.
20	22	SS	33-26-50/5”	0	--	No Recovery
25	27	SS	47-50/3”	0.9	215	25.0-25.9: SAND, fine to medium; little small to large, sub-angular gravel; trace silt; dark brown; semi-compact; wet. Pieces of decomposed, weathered bedrock throughout.
28						Auger refusal

GEOLOGIC LOG LEGGETTE, BRASHEARS & GRAHAM, INC. SHELTON, CONNECTICUT	**OWNER:** SEI **BORING/WELL NO:** EW-12 **PAGE** 1 **OF** **PAGE**
SITE LOCATION: 542 Route 303 Orangetown, CT	**SCREEN SIZE & TYPE:** 2-inch PVC **SLOT NO.:** 0.020 **SETTING:** 13 to 18 and 21 to 28 ft bg
DATE COMPLETED: December 19, 2013	**SAND PACK SIZE & TYPE:** Filpro #1
DRILLING COMPANY: Soil Testing, Inc. Oxford, CT	**SETTING:** 12-18.5 and 20.5-28 ft bg **CASING SIZE & TYPE:** 2-inch PVC
DRILLING METHOD: Hollow-Stem Auger	**SETTING:** Grade to 13 and 18 to 21 ft bg
SAMPLING METHOD: Split Spoon	**SEAL TYPE:** Bentonite Chips/Bentonite Grout
OBSERVER: Patrick Welsh	**SETTING:** 10 to 12 and 18.5 to 20.5 ft bg / 1.5 to 10 ft bg
REFERENCE POINT (RP): Grade	**BACKFILL TYPE:** Native
ELEVATION OF RP: --	**STATIC WATER LEVEL:** ~ 13 ft bg
STICK-UP: --	**DEVELOPMENT METHOD:**
SURFACE COMPLETION: Roadbox with concrete collar	**DURATION:** **YIELD:**
REMARKS:	
GPS COORDINATES	
ABBREVIATIONS: SS = split spoon W = wash C = cuttings G = grab ST = shelby tube REC = recovery PPM = parts per million	

DEPTH (FEET)		SAMPLE TYPE	BLOW COUNT	REC. (FEET)	PID READING (PPM)	DESCRIPTION
FROM	TO					
0	5	C		--	0 0	0-0.4: Asphalt, crushed 0.4-5: SAND, fine; little small to large, sub-angular to angular gravel; trace silt; brown, dark brown, brown; compact; dry.
5	10	C		--	0	SAND, fine; little small to medium, sub-angular gravel; trace silt; dark brown; compact; dry.
10	15	C		--	0	SAND, fine; little silt; trace small to medium, sub-angular gravel; dark brown; compact; dry.
15	20	C		--	7.2	SAND, fine; little silt; trace small to medium, sub-angular gravel; dark brown; compact; wet.
20	25	C		--	15.0	SAND, fine; little silt; trace small to medium, sub-angular to sub-rounded gravel; dark brown; compact; wet.
25	27	SS	47-50/3”	0.9	2149	25.0-25.9: SAND, fine; little small to large, sub-angular gravel; little silt; dark brown; compact; wet. Pieces of decomposed, weathered bedrock throughout.
28						Auger refusal.

GEOLOGIC LOG LEGGETTE, BRASHEARS & GRAHAM, INC. SHELTON, CONNECTICUT	**OWNER:** SEI **BORING/WELL NO:** EW-13 **PAGE** 1 **OF** 2 **PAGE**
SITE LOCATION: 542 Route 303 Orangetown, CT	**SCREEN SIZE & TYPE:** 2-inch PVC **SLOT NO.:** 0.020 **SETTING:** 13 to 18 and 21 to 28 ft bg
DATE COMPLETED: June 20, 2013	**SAND PACK SIZE & TYPE:** Filpro #1 **SETTING:** 11 to 18.5 and 20.5 to 28 ft bg
DRILLING COMPANY: Soil Testing, Inc. Oxford, CT	**CASING SIZE & TYPE:** 2-inch PVC **SETTING:** Grade to 13 and 18 to 21 ft bg
DRILLING METHOD: Hollow-Stem Auger	
SAMPLING METHOD: Split Spoon	**SEAL TYPE:** Bentonite Chips/Bentonite Grout **SETTING:** 9 to 11 ft bg and 18.5 to 20.5 ft bg
OBSERVER: Tunde Komuves-Sandor	
REFERENCE POINT (RP): Grade	**BACKFILL TYPE:** Native
ELEVATION OF RP: --	**STATIC WATER LEVEL:** ~ 13 ft bg
STICK-UP: --	**DEVELOPMENT METHOD:**
SURFACE COMPLETION: Roadbox with concrete collar	**DURATION:** **YIELD:**
REMARKS:	
GPS COORDINATES	
ABBREVIATIONS: SS = split spoon W = wash C = cuttings G = grab ST = shelby tube REC = recovery PPM = parts per million	

DEPTH (FEET)		SAMPLE TYPE	BLOW COUNT	REC. (FEET)	PID READING (PPM)	DESCRIPTION
FROM	TO					
0	5	C	NA	--	-- 0.0	0-0.4: Asphalt, crushed 0.4-5: SAND, fine; little medium to coarse; trace sub-angular to angular gravel; reddish brown; compact; dry; no odor.
5	10	C	NA	--	0.0	5-10: SAND, fine; little medium to coarse; trace silt; trace sub-angular to angular gravel; reddish brown; compact; dry; no odor.
10	15	C	NA	--	0.0	10-15: SAND, fine, trace medium to coarse; little silt; trace sub-angular to angular gravel; reddish brown; compact; moist; no odor.
15	20	C	NA	--	0.0	15-20: SAND, fine, trace medium to coarse; little silt; trace sub-angular to angular gravel; reddish brown; compact; moist; no odor.
20	22	SS	100/3”- - -	0.4	0.0	20-20.4: Sand, fine and Gravel, small to large; some silt; brown; compact; wet; no odor.
22	25	C	NA	--	0.0	22-25: SAND, fine; little gravel small to large; trace silt; brown; compact; wet; no odor.

OWNER: SEI

BORING NO.: EW-13 **PAGE** 2 **OF** 2 **PAGES**

DEPTH (FEET)		SAMPLE TYPE	BLOW COUNT	REC. (FEET)	PID READING (PPM)	DESCRIPTION
FROM	TO					
25	27	SS	59-100/3”	0.75	3.0	25-25.75: Sand, fine and weathered rock, sub-angular to angular gravel; reddish brown; compact; wet; no odor.
27	28	C	--	--	--	Sand, fine and weathered rock, sub-angular to angular gravel; reddish brown; compact; wet; no odor.
--	28	--	--	--	--	End of Boring.

GEOLOGIC LOG LEGGETTE, BRASHEARS & GRAHAM, INC. SHELTON, CONNECTICUT	**OWNER:** SEI **BORING/WELL NO:** EW-14 **PAGE** 1 **OF** 2 **PAGE**
SITE LOCATION: 542 Route 303 Orangetown, CT	**SCREEN SIZE & TYPE:** 2-inch PVC **SLOT NO.:** 0.020 **SETTING:** 18 to 28 ft bg
DATE COMPLETED: June 21, 2014	**SAND PACK SIZE & TYPE:** Filpro #1 **SETTING:** 16 to 28 ft bg
DRILLING COMPANY: Soil Testing, Inc. Oxford, CT	**CASING SIZE & TYPE:** 2-inch PVC **SETTING:** Grade to 18 ft bg
DRILLING METHOD: Hollow-Stem Auger	
SAMPLING METHOD: Split Spoon	**SEAL TYPE:** Bentonite Chips/Bentonite Grout **SETTING:** 14 to 16 ft bg and 1.5 to 14 ft bg
OBSERVER: Patrick Welsh	
REFERENCE POINT (RP): Grade	**BACKFILL TYPE:** Native
ELEVATION OF RP: --	**STATIC WATER LEVEL:**
STICK-UP: --	**DEVELOPMENT METHOD:**
SURFACE COMPLETION: Roadbox with concrete collar	**DURATION:** **YIELD:**
REMARKS:	
GPS COORDINATES	
ABBREVIATIONS: SS = split spoon W = wash C = cuttings G = grab ST = shelby tube REC = recovery PPM = parts per million	

DEPTH (FEET)		SAMPLE TYPE	BLOW COUNT	REC. (FEET)	PID READING (PPM)	DESCRIPTION
FROM	TO					
0	5	C	NA	--	0-2.5: 0.5 2.5-5.0: 0.3	0-0.5: Asphalt, crushed 0.5-3.0: SAND, fine to medium; little small to large, sub-angular to sub-rounded gravel; trace silt; brown; semi-compact; dry. No odor. 3.0-5.0: SAND, fine; little silt; trace small, sub-angular gravel; brown; semi-compact; dry.
5	10	C	NA	--	5.0-7.5: 0.4 7.5-10: 0.8	5-10: SAND, fine; little silt; trace small, sub-angular gravel (large gravel from 7-10 ft bg); brown; semi-compact; dry.
10	15	C	NA	--	10-12.5: 0.5 12.5-15: 0.4	10-15: SAND, fine; little silt (some silt from 12 to 15 ft bg); little large, sub-angular to sub-rounded gravel; brown; cobbles; semi-compact; dry.
15	20	C	NA	--	15-17.5: 0.7 17.5-20: 1.3	15-17: Silt and fine sand; trace small to large, sub-rounded gravel; dark brown; semi-compact; moist.
20	22	SS	75/5”	0.4	74	20-20.4: SAND, fine; trace silt; dark brown; semi-compact; wet; rock in cutting shoe.

OWNER: SEI

BORING NO.: EW-14 **PAGE** 2 **OF** 2 **PAGES**

DEPTH (FEET)		SAMPLE TYPE	BLOW COUNT	REC. (FEET)	PID READING (PPM)	DESCRIPTION
FROM	TO					
20	25	C	NA	--	20-22.5: 0.7 22.5-25: 90.4	20.0-25.0: SAND, fine and layers of silt; little clay; dark brown, brown; compact; wet.
25	27	SS	50/4”	1.0	115	25.0-26.0: SAND, fine; trace silt; interbedded layers of decomposed rock (mica-schist); dark brown; compact; wet. Layers present since 19 ft bg increasing in frequency with depth.
28						End of boring.

GEOLOGIC LOG LEGGETTE, BRASHEARS & GRAHAM, INC. SHELTON, CONNECTICUT	**OWNER:** SEI **BORING/WELL NO:** EW-15 **PAGE** 1 **OF** 2 **PAGE**
SITE LOCATION: 542 Route 303 Orangetown, CT	**SCREEN SIZE & TYPE:** 2-inch PVC **SLOT NO.:** 0.020 **SETTING:** 18 to 28 ft bg
DATE COMPLETED: June 21, 2014	**SAND PACK SIZE & TYPE:** Filpro #1 **SETTING:** 16 to 28 ft bg
DRILLING COMPANY: Soil Testing, Inc. Oxford, CT	**CASING SIZE & TYPE:** 2-inch PVC **SETTING:** Grade to 18 ft bg
DRILLING METHOD: Hollow-Stem Auger	
SAMPLING METHOD: Split Spoon	**SEAL TYPE:** Bentonite Chips/Bentonite Grout **SETTING:** 14 to 16 ft bg and 1.5 to 14 ft bg
OBSERVER: Patrick Welsh	
REFERENCE POINT (RP): Grade	**BACKFILL TYPE:** Native
ELEVATION OF RP: --	**STATIC WATER LEVEL:**
STICK-UP: --	**DEVELOPMENT METHOD:**
SURFACE COMPLETION: Roadbox with concrete collar	**DURATION:** **YIELD:**
REMARKS:	
GPS COORDINATES	
ABBREVIATIONS: SS = split spoon W = wash C = cuttings G = grab ST = shelby tube REC = recovery PPM = parts per million	

DEPTH (FEET)		SAMPLE TYPE	BLOW COUNT	REC. (FEET)	PID READING (PPM)	DESCRIPTION
FROM	TO					
0	5	C	NA	--	0-2.5: 1.3 2.5-5.0: 7.7	0-0.5: Asphalt, crushed 0.5-5.0: SAND, fine; trace silt; little small to large, sub-angular to sub-rounded gravel; brown; semi-compact; dry.
5	10	C	NA	--	5.0-7.5: 10.8 7.5-10: 9.8	5.0-8.0: SAND, fine; trace silt; little small to large, sub-angular to sub-rounded gravel; brown; compact; dry. 8.0-10: Sand, fine and silt (inter-bedded layers); trace clay; trace small to large, sub-angular to sub-rounded gravel; dark brown; compact; wet @ 9 ft bg.
10	15	C	NA	--	12.5-15: 21.1	10.0-15.0: Sand, fine and silt (inter-bedded layers); trace clay; trace small to large, sub-angular to sub-rounded gravel; dark brown; compact; wet.
15	20	C	NA	--	15-17.5: 11.3 17.5-20: 10.9	15.0-20.0: Sand, fine and silt (inter-bedded layers); trace clay; trace small to large, sub-angular to sub-rounded gravel; dark brown; compact; wet.
20	22	SS	32 - 50/4”	0.7	2.3	20-20.4: SAND, fine to medium; trace silt; weathered decomposed rock; brown; compact; wet.

OWNER: SEI

BORING NO.: EW-15 **PAGE** 2 **OF** 2 **PAGES**

DEPTH (FEET)		SAMPLE TYPE	BLOW COUNT	REC. (FEET)	PID READING (PPM)	DESCRIPTION
FROM	TO					
20	25	C	NA	--	20-22.5: 1.4	20.0-25.0: SAND, fine and layers of silt; trace clay; dark brown, brown; compact; wet.
25	27	SS	50/4”	1.0	115	25.0-26.0: SAND, fine and layers of silt; interbedded layers of decomposed rock (mica-schist); dark brown, compact; wet.
28						End of boring.

GEOLOGIC LOG LEGGETTE, BRASHEARS & GRAHAM, INC. SHELTON, CONNECTICUT	**OWNER:** SEI **BORING/WELL NO:** EW-16 **PAGE** 1 **OF** 2 **PAGE**
SITE LOCATION: 542 Route 303 Orangetown, CT	**SCREEN SIZE & TYPE:** 2-inch PVC **SLOT NO.:** 0.020 **SETTING:** 18 to 28 ft bg
DATE COMPLETED: June 28, 2014	**SAND PACK SIZE & TYPE:** Filpro #1 **SETTING:** 16 to 28 ft bg
DRILLING COMPANY: Soil Testing, Inc. Oxford, CT	**CASING SIZE & TYPE:** 2-inch PVC **SETTING:** Grade to 18 ft bg
DRILLING METHOD: Hollow-Stem Auger	
SAMPLING METHOD: Split Spoon	**SEAL TYPE:** Bentonite Chips/Bentonite Grout **SETTING:** 14 to 16 ft bg and 1.5 to 14 ft bg
OBSERVER: Patrick Welsh	
REFERENCE POINT (RP): Grade	**BACKFILL TYPE:** Native
ELEVATION OF RP: --	**STATIC WATER LEVEL:**
STICK-UP: --	**DEVELOPMENT METHOD:**
SURFACE COMPLETION: Roadbox with concrete collar	**DURATION:** **YIELD:**
REMARKS:	
GPS COORDINATES	
ABBREVIATIONS: SS = split spoon W = wash C = cuttings G = grab ST = shelby tube REC = recovery PPM = parts per million	

DEPTH (FEET)		SAMPLE TYPE	BLOW COUNT	REC. (FEET)	PID READING (PPM)	DESCRIPTION
FROM	TO					
0	5	C	NA	--	1-2.5: 0.7 2.5-5.0: 0.5	0-0.3: Asphalt, crushed 0.3-1.0: GRAVEL, medium to large; little fine to medium sand; dark brown; semi-compact; dry. 1.0-5.0: SAND, fine to medium; little small to large, sub-angular to sub-rounded gravel; brown; semi-compact; dry.
5	10	C	NA	--	5.0-7.5: 0.5	5.0-7.5: SAND, fine to medium; little small to large, sub-angular to sub-rounded gravel; brown; semi-compact; dry. 7.5-10: SILT; some fine to medium sand; brown, dark brown; semi-compact; moist.
10	15	C	NA	--	12.5: 0.3	10.0-15.0: SILT; some fine to medium sand; brown, dark brown; semi-compact; moist.
15	20	C	NA	--	17.5: 0.3	15.0-20.0: SILT; some fine to medium sand; trace small, sub-angular gravel; brown, dark brown; semi-compact; moist.
20	20.4	SS	75/5”	0.4	0.5	20-20.4: SILT; some fine to medium sand; trace small, sub-angular gravel; brown, dark brown spots; semi-compact; moist.

OWNER: SEI

BORING NO.: EW-16 **PAGE** 2 **OF** 2 **PAGES**

DEPTH (FEET)		SAMPLE TYPE	BLOW COUNT	REC. (FEET)	PID READING (PPM)	DESCRIPTION
FROM	TO					
20	25	C	NA	--	22.5: 0.3	20.0-25.0: SILT; some fine to medium sand; trace small, sub-angular gravel; inter-bedded decomposed rock; brown, dark brown; semi-compact; moist.
25	25.4	SS	75/4”	1.0	115	25.0-26.0: SILT; some fine to medium sand; trace small, sub-angular gravel; inter-bedded decomposed rock; brown, dark brown; semi-compact; moist.
28						End of boring.

GEOLOGIC LOG LEGGETTE, BRASHEARS & GRAHAM, INC. SHELTON, CONNECTICUT	**OWNER:** SEI **BORING/WELL NO:** EW-17 **PAGE** 1 **OF** 2 **PAGE**
SITE LOCATION: 542 Route 303 Orangetown, CT	**SCREEN SIZE & TYPE:** 2-inch PVC **SLOT NO.:** 0.020 **SETTING:** 18 to 28 ft bg
DATE COMPLETED: June 28, 2014	**SAND PACK SIZE & TYPE:** Filpro #1 **SETTING:** 16 to 28 ft bg
DRILLING COMPANY: Soil Testing, Inc. Oxford, CT	**CASING SIZE & TYPE:** 2-inch PVC **SETTING:** Grade to 18 ft bg
DRILLING METHOD: Hollow-Stem Auger	
SAMPLING METHOD: Split Spoon	**SEAL TYPE:** Bentonite Chips/Bentonite Grout **SETTING:** 14 to 16 ft bg and 1.5 to 14 ft bg
OBSERVER: Patrick Welsh	
REFERENCE POINT (RP): Grade	**BACKFILL TYPE:** Native
ELEVATION OF RP: --	**STATIC WATER LEVEL:**
STICK-UP: --	**DEVELOPMENT METHOD:**
SURFACE COMPLETION: Roadbox with concrete collar	**DURATION:** **YIELD:**
REMARKS:	
GPS COORDINATES	
ABBREVIATIONS: SS = split spoon W = wash C = cuttings G = grab ST = shelby tube REC = recovery PPM = parts per million	

DEPTH (FEET)		SAMPLE TYPE	BLOW COUNT	REC. (FEET)	PID READING (PPM)	DESCRIPTION
FROM	TO					
0	5	C	NA	--	0-2.5: 0.6 2.5-5.0: 0.8	0-0.3: Asphalt, crushed 0.3-1.0: GRAVEL, medium to large, sub-rounded; trace medium to coarse sand; dark brown; semi-compact; dry. 1.0-5.0: SAND, fine to medium; little small to large, sub-angular to sub-rounded gravel; brown; semi-compact; dry.
5	10	C	NA	--	5.0-7.5: 0.5	5.0-7.0: SAND, fine to medium; little small to large, sub-angular to sub-rounded gravel; brown; semi-compact; dry. 7.0-10: SILT; some fine to medium sand; trace small, sub-angular gravel; brown; semi-compact; moist.
10	15	C	NA	--	12.5: 0.9	10.0-15.0: SILT; some fine to medium sand; brown, dark brown; semi-compact; moist.
15	20	C	NA	--	17.5: 0.4	15.0-20.0: SILT; some fine to medium sand; trace small, sub-angular gravel; brown, dark brown; semi-compact; moist.
20	20.8	SS	41 - 60/5”	0.8	0.4	20-20.8: SAND, fine; some silt; trace small, sub-angular gravel; dark brown; compact; moist.

OWNER: SEI

BORING NO.: EW-16 **PAGE** 2 **OF** 2 **PAGES**

DEPTH (FEET)		SAMPLE TYPE	BLOW COUNT	REC. (FEET)	PID READING (PPM)	DESCRIPTION
FROM	TO					
20	25	C	NA	--	22.5: 0.4 24: 6.7	20.0-24.0: SAND, fine; some silt; trace small, sub-angular gravel; dark brown; compact; moist. 24.0-25.0: Silt and fine sand; brown; loose; wet.
25	25.5	SS	75/5”	0.5	3.6	25.0-26.0: SAND, fine (decomposed, weathered rock); gray, brown; semi-compact; wet.
28						End of boring.

APPENDIX II

SOIL LABORATORY RESULTS

Technical Report

prepared for:

Leggette Brashears & Graham Shelton Office
4 Research Drive, Suite 301
Shelton CT, 06484
Attention: Karen Destefanis

Report Date: 12/17/2013
Client Project ID: SNYGEN
York Project (SDG) No.: 13L0502

Report Date: 12/17/2013
Client Project ID: SNYGEN
York Project (SDG) No.: 13L0502

Leggette Brashears & Graham Shelton Office
4 Research Drive, Suite 301
Shelton CT, 06484
Attention: Karen Destefanis

Purpose and Results

This report contains the analytical data for the sample(s) identified on the attached chain-of-custody received in our laboratory on December 13, 2013 and listed below. The project was identified as your project: **SNYGEN**.

The analyses were conducted utilizing appropriate EPA, Standard Methods, and ASTM methods as detailed in the data summary tables.

All samples were received in proper condition meeting the customary acceptance requirements for environmental samples except those indicated under the Notes section of this report.

All analyses met the method and laboratory standard operating procedure requirements except as indicated by any data flags, the meaning of which are explained in the attachment to this report, and case narrative if applicable.

The results of the analyses, which are all reported on dry weight basis (soils) unless otherwise noted, are detailed in the following pages.

Please contact Client Services at 203.325.1371 with any questions regarding this report.

York Sample ID	Client Sample ID	Matrix	Date Collected	Date Received
13L0502-01	EW-11(25-27)	Soil	12/12/2013	12/13/2013

General Notes for York Project (SDG) No.: 13L0502

1. The RLs and MDLs (Reporting Limit and Method Detection Limit respectively) reported are adjusted for any dilution necessary due to the levels of target and/or non-target analytes and matrix interference. The RL(REPORTING LIMIT) is based upon the lowest standard utilized for the calibration where applicable.
2. Samples are retained for a period of thirty days after submittal of report, unless other arrangements are made.
3. York's liability for the above data is limited to the dollar value paid to York for the referenced project.
4. This report shall not be reproduced without the written approval of York Analytical Laboratories, Inc.
5. All samples were received in proper condition for analysis with proper documentation, unless otherwise noted.
6. All analyses conducted met method or Laboratory SOP requirements. See the Qualifiers and/or Narrative sections for further information.
7. It is noted that no analyses reported herein were subcontracted to another laboratory, unless noted in the report.
8. This report reflects results that relate only to the samples submitted on the attached chain-of-custody form(s) received by York.

Approved By: **Date:** 12/17/2013

Benjamin Gulizia
Laboratory Director

Sample Information

Client Sample ID: **EW-11(25-27)** **York Sample ID:** **13L0502-01**

York Project (SDG) No.	Client Project ID	Matrix	Collection Date/Time	Date Received
13L0502	SNYGEN	Soil	December 12, 2013 10:15 am	12/13/2013

Total Solids

Log-in Notes: **Sample Notes:**

Sample Prepared by Method: % Solids Prep

CAS No.	Parameter	Result	Flag	Units	MDL	RL	Dilution	Reference Method	Date/Time Prepared	Date/Time Analyzed	Analyst
solids	% Solids	**88.9**		%	0.100	0.100	1	SM 2540G	12/17/2013 09:43	12/17/2013 15:13	KK

Notes and Definitions

ND	Analyte NOT DETECTED at the stated Reporting Limit (RL) or above.
RL	REPORTING LIMIT - the minimum reportable value based upon the lowest point in the analyte calibration curve.
MDL	METHOD DETECTION LIMIT - the minimum concentration that can be measured and reported with a 99% confidence that the concentration is greater than zero. If requested or required, a value reported below the RL and above the MDL is considered estimated and is noted with a "J" flag.
NR	Not reported
RPD	Relative Percent Difference
Wet	The data has been reported on an as-received (wet weight) basis
Low Bias	Low Bias flag indicates that the recovery of the flagged analyte is below the laboratory or regulatory lower control limit. The data user should take note that this analyte may be biased low but should evaluate multiple lines of evidence including the LCS and site-specific MS/MSD data to draw bias conclusions. In cases where no site-specific MS/MSD was requested, only the LCS data can be used to evaluate such bias.
High Bias	High Bias flag indicates that the recovery of the flagged analyte is above the laboratory or regulatory upper control limit. The data user should take note that this analyte may be biased high but should evaluate multiple lines of evidence including the LCS and site-specific MS/MSD data to draw bias conclusions. In cases where no site-specific MS/MSD was requested, only the LCS data can be used to evaluate such bias.
Non-Dir.	Non-dir. flag (Non-Directional Bias) indicates that the Relative Percent Difference (RPD) (a measure of precision) among the MS and MSD data is outside the laboratory or regulatory control limit. This alerts the data user where the MS and MSD are from site-specific samples that the RPD is high due to either non-homogeneous distribution of target analyte between the MS/MSD or indicates poor reproducibility for other reasons.

If EPA SW-846 method 8270 is included herein it is noted that the target compound N-nitrosodiphenylamine (NDPA) decomposes in the gas chromatographic inlet and cannot be separated from diphenylamine (DPA). These results could actually represent 100% DPA, 100% NDPA or some combination of the two.
For this reason, York reports the combined result for n-nitrosodiphenylamine and diphenylamine for either of these compounds as a combined concentration as Diphenylamine.

If Total PCBs are detected and the target aroclors reported are "Not detected", the Total PCB value is reported due to the presence of either or both Aroclors 1262 and 1268 which are non-target aroclors for some regulatory lists.

2-chloroethylvinyl ether readily breaks down under acidic conditions. Samples that are acid preserved, including standards will exhibit breakdown. The data user should take note.

Certification for pH is no longer offered by NYDOH ELAP.

Semi-Volatile and Volatile analyses are reported down to the MDL, with values between the MDL and the RL being "J" flagged as estimated results.

YORK ANALYTICAL LABORATORIES
120 RESEARCH DR.
STRATFORD, CT 06615
(203) 325-1371
FAX (203) 357-0166

Field Chain-of-Custody Record

NOTE: York's Std. Terms & Conditions are listed on the back side of this document. This document serves as your written authorization to York to proceed with the analyses requested and your signature binds you to York's Std. Terms & Conditions.

York Project No. 13L0502

YOUR Information

Company: LBG, Inc.
Address: 4 Research Drive Suite 301, Shelton, CT 06484
Phone No. 203-929-8555
Contact Person: Karen Destefanis
E-Mail Address: kdestefanis@lbgcth.com

Report To:

Company: Same
Address: ↙
Phone No. ↙
Attention:
E-Mail Address:

Invoice To:

Company: Same
Address: ↙
Phone No. ↙
Attention:
E-Mail Address:

YOUR Project ID

SNYGEN

Purchase Order No.

Samples from: CT ___ NY X NJ ___

Turn-Around Time

- RUSH - Same Day ☐
- RUSH - Next Day ☐
- RUSH - Two Day X
- RUSH - Three Day ☐
- RUSH - Four Day ☐
- Standard(5-7 Days) ☐

Report Type

- Summary Report ___
- Summary w/ QA Summary ___
- CT RCP Package ___
- CTRCP DQA/DUE Pkg ___
- NY ASP A Package ___
- NY ASP B Package X
- NJDEP Red. Deliv. ___

Electronic Data Deliverables (EDD)

- Simple Excel ___
- NYSDEC EQuIS X
- EQuIS (std) ___
- EZ-EDD (EQuIS) ___
- NJDEP SRP HazSite EDD ___
- GIS/KEY (std) ___
- Other ___
- **York Regulatory Comparison Excel Spreadsheet** ___

Compare to the following Regs. (please fill in):

Print Clearly and Legibly. All Information must be complete. Samples will NOT be logged in and the turn-around time clock will not begin until any questions by York are resolved.

Samples Collected/Authorized By (Signature)

Patrick Welsh
Name (printed)

Matrix Codes
S - soil
Other - specify(oil, etc.)
WW - wastewater
GW - groundwater
DW - drinking water
Air-A - ambient air
Air-SV - soil vapor

Volatiles		Semi-Vols.	Pest/PCB/Herb	Metals	Misc. Org.	Full Lists	Misc.
8260 full	TICs	8270 or 625	8082PCB	RCRA8	TPH GRO	Pri.Poll.	Corrosivity
624	Site Spec.	STARS list	8081Pest	PP13 list	TPH DRO	TCL Organics	Reactivity
STARS list	Nassau Co.	BN Only	8151Herb	TAL	CT ETPH	TAL Met/CN	Ignitability
BTEX	Suffolk Co.	Acids Only	CT RCP	CT15 list	NY 310-13	Full TCLP	Flash Point
MTBE	Ketones	PAH list	App. IX	TAGM list	TPH 1664	Full App. IX	Sieve Anal.
TCL list	Oxygenates	TAGM list	Site Spec.	NJDEP list	Air TO14A	Part 360-Routine	Heterotrophs
TAGM list	TCLP list	CT RCP list	SPLP or TCLP	Total	Air TO15	Part 360-Baseline	TOX
CT RCP list	524.2	TCL list	TCLP Pest	Dissolved	Air STARS	Part 360-Expanded No Dioxins/Furans	BTU/lb.
Arom. only	502.2	NJDEP list	TCLP Herb	SPLP or TCLP	Air VPH	Part 360-Expanded Full List	Aquatic Tox.
Halog.only	NJDEP list	App. IX	Chlordane	Indiv. Metals	Air TICs	NYCDEP Sewer	TOC
App.IX list	SPLP or TCLP	TCLP BNA	608 Pest	LIST Below	Methane	NYSDEC Sewer	Asbestos
8021B list		SPLP or TCLP	608 PCB		Helium	TAGM	Silica

Sample Identification	Date/Time Sampled	Sample Matrix	Choose Analyses Needed from the Menu Above and Enter Below	Container Description(s)
EW-11 (25-27)	12/12/13 @ 1015	S	Halogenated - VOCs	4-10ATs

Comments

Preservation Check those Applicable: 4°C ___ Frozen ___ HCl ___ MeOH X ___ HNO_3 ___ H_2SO_4 ___ NaOH ___ ZnAc ___ Ascorbic Acid ___ Other ___

Special Instructions
Field Filtered ☐
Lab to Filter ☐

Samples Relinquished By	Date/Time	Samples Received By	Date/Time
[signature]	12/13/13 1320	[signature]	12-13-13 13:25
Samples Relinquished By	Date/Time	Samples Received in LAB by	Date/Time
		E. Schreck	12/13/13 1430

Temperature on Receipt 4.0 °C

Technical Report

prepared for:

Leggette Brashears & Graham Shelton Office
4 Research Drive, Suite 301
Shelton CT, 06484
Attention: Karen Destefanis

Report Date: 03/05/2014
Client Project ID: SNYGEN
York Project (SDG) No.: 13L0743

Revision No. 1.0

Report Date: 03/05/2014
Client Project ID: SNYGEN
York Project (SDG) No.: 13L0743

Leggette Brashears & Graham Shelton Office
4 Research Drive, Suite 301
Shelton CT, 06484
Attention: Karen Destefanis

Purpose and Results

This report contains the analytical data for the sample(s) identified on the attached chain-of-custody received in our laboratory on December 20, 2013 and listed below. The project was identified as your project: **SNYGEN**.

The analyses were conducted utilizing appropriate EPA, Standard Methods, and ASTM methods as detailed in the data summary tables.

All samples were received in proper condition meeting the customary acceptance requirements for environmental samples except those indicated under the Notes section of this report.

All analyses met the method and laboratory standard operating procedure requirements except as indicated by any data flags, the meaning of which are explained in the attachment to this report, and case narrative if applicable.

The results of the analyses, which are all reported on dry weight basis (soils) unless otherwise noted, are detailed in the following pages.

Please contact Client Services at 203.325.1371 with any questions regarding this report.

York Sample ID	Client Sample ID	Matrix	Date Collected	Date Received
13L0743-01	EW-12 (25-27)	Soil	12/19/2013	12/20/2013

General Notes for York Project (SDG) No.: 13L0743

1. The RLs and MDLs (Reporting Limit and Method Detection Limit respectively) reported are adjusted for any dilution necessary due to the levels of target and/or non-target analytes and matrix interference. The RL(REPORTING LIMIT) is based upon the lowest standard utilized for the calibration where applicable.
2. Samples are retained for a period of thirty days after submittal of report, unless other arrangements are made.
3. York's liability for the above data is limited to the dollar value paid to York for the referenced project.
4. This report shall not be reproduced without the written approval of York Analytical Laboratories, Inc.
5. All samples were received in proper condition for analysis with proper documentation, unless otherwise noted.
6. All analyses conducted met method or Laboratory SOP requirements. See the Qualifiers and/or Narrative sections for further information.
7. It is noted that no analyses reported herein were subcontracted to another laboratory, unless noted in the report.
8. This report reflects results that relate only to the samples submitted on the attached chain-of-custody form(s) received by York.

Approved By: **Date:** 03/05/2014

Benjamin Gulizia
Laboratory Director

Sample Information

Client Sample ID: **EW-12 (25-27)** **York Sample ID:** **13L0743-01**

York Project (SDG) No.	Client Project ID	Matrix	Collection Date/Time	Date Received
13L0743	SNYGEN	Soil	December 19, 2013 1:30 pm	12/20/2013

Volatile Organics, 8260 Halogenated List

Log-in Notes: **Sample Notes:**

Sample Prepared by Method: EPA 5035A

CAS No.	Parameter	Result	Flag	Units	MDL	RL	Dilution	Reference Method	Date/Time Prepared	Date/Time Analyzed	Analyst
630-20-6	1,1,1,2-Tetrachloroethane	ND		ug/kg dry	2.4	4.7	1	EPA 8260C	12/23/2013 16:07	12/24/2013 09:02	SS
71-55-6	1,1,1-Trichloroethane	**95**		ug/kg dry	2.4	4.7	1	EPA 8260C	12/23/2013 16:07	12/24/2013 09:02	SS
79-34-5	1,1,2,2-Tetrachloroethane	ND		ug/kg dry	2.4	4.7	1	EPA 8260C	12/23/2013 16:07	12/24/2013 09:02	SS
76-13-1	,1,2-Trichloro-1,2,2-trifluoroethane (Freon 113	ND		ug/kg dry	2.4	4.7	1	EPA 8260C	12/23/2013 16:07	12/24/2013 09:02	SS
79-00-5	1,1,2-Trichloroethane	ND		ug/kg dry	2.4	4.7	1	EPA 8260C	12/23/2013 16:07	12/24/2013 09:02	SS
75-34-3	1,1-Dichloroethane	**14**		ug/kg dry	2.4	4.7	1	EPA 8260C	12/23/2013 16:07	12/24/2013 09:02	SS
75-35-4	1,1-Dichloroethylene	**74**		ug/kg dry	2.4	4.7	1	EPA 8260C	12/23/2013 16:07	12/24/2013 09:02	SS
563-58-6	1,1-Dichloropropylene	ND		ug/kg dry	2.4	4.7	1	EPA 8260C	12/23/2013 16:07	12/24/2013 09:02	SS
87-61-6	1,2,3-Trichlorobenzene	ND		ug/kg dry	2.4	9.4	1	EPA 8260C	12/23/2013 16:07	12/24/2013 09:02	SS
96-18-4	1,2,3-Trichloropropane	ND		ug/kg dry	2.4	4.7	1	EPA 8260C	12/23/2013 16:07	12/24/2013 09:02	SS
120-82-1	1,2,4-Trichlorobenzene	ND		ug/kg dry	2.4	9.4	1	EPA 8260C	12/23/2013 16:07	12/24/2013 09:02	SS
96-12-8	1,2-Dibromo-3-chloropropane	ND		ug/kg dry	2.4	9.4	1	EPA 8260C	12/23/2013 16:07	12/24/2013 09:02	SS
106-93-4	1,2-Dibromoethane	ND		ug/kg dry	2.4	4.7	1	EPA 8260C	12/23/2013 16:07	12/24/2013 09:02	SS
95-50-1	1,2-Dichlorobenzene	ND		ug/kg dry	2.4	4.7	1	EPA 8260C	12/23/2013 16:07	12/24/2013 09:02	SS
107-06-2	1,2-Dichloroethane	ND		ug/kg dry	2.4	4.7	1	EPA 8260C	12/23/2013 16:07	12/24/2013 09:02	SS
78-87-5	1,2-Dichloropropane	ND		ug/kg dry	2.4	4.7	1	EPA 8260C	12/23/2013 16:07	12/24/2013 09:02	SS
541-73-1	1,3-Dichlorobenzene	ND		ug/kg dry	2.4	4.7	1	EPA 8260C	12/23/2013 16:07	12/24/2013 09:02	SS
142-28-9	1,3-Dichloropropane	ND		ug/kg dry	2.4	4.7	1	EPA 8260C	12/23/2013 16:07	12/24/2013 09:02	SS
106-46-7	1,4-Dichlorobenzene	ND		ug/kg dry	2.4	4.7	1	EPA 8260C	12/23/2013 16:07	12/24/2013 09:02	SS
594-20-7	2,2-Dichloropropane	ND		ug/kg dry	2.4	4.7	1	EPA 8260C	12/23/2013 16:07	12/24/2013 09:02	SS
95-49-8	2-Chlorotoluene	ND		ug/kg dry	2.4	4.7	1	EPA 8260C	12/23/2013 16:07	12/24/2013 09:02	SS
106-43-4	4-Chlorotoluene	ND		ug/kg dry	2.4	4.7	1	EPA 8260C	12/23/2013 16:07	12/24/2013 09:02	SS
108-86-1	Bromobenzene	ND		ug/kg dry	2.4	4.7	1	EPA 8260C	12/23/2013 16:07	12/24/2013 09:02	SS
74-97-5	Bromochloromethane	ND		ug/kg dry	2.4	4.7	1	EPA 8260C	12/23/2013 16:07	12/24/2013 09:02	SS
75-27-4	Bromodichloromethane	ND		ug/kg dry	2.4	4.7	1	EPA 8260C	12/23/2013 16:07	12/24/2013 09:02	SS
75-25-2	Bromoform	ND		ug/kg dry	2.4	4.7	1	EPA 8260C	12/23/2013 16:07	12/24/2013 09:02	SS
74-83-9	Bromomethane	ND		ug/kg dry	2.4	4.7	1	EPA 8260C	12/23/2013 16:07	12/24/2013 09:02	SS
56-23-5	Carbon tetrachloride	ND		ug/kg dry	2.4	4.7	1	EPA 8260C	12/23/2013 16:07	12/24/2013 09:02	SS
108-90-7	Chlorobenzene	ND		ug/kg dry	2.4	4.7	1	EPA 8260C	12/23/2013 16:07	12/24/2013 09:02	SS
75-00-3	Chloroethane	ND		ug/kg dry	2.4	4.7	1	EPA 8260C	12/23/2013 16:07	12/24/2013 09:02	SS

Sample Information

Client Sample ID: **EW-12 (25-27)** **York Sample ID:** **13L0743-01**

York Project (SDG) No.	Client Project ID	Matrix	Collection Date/Time	Date Received
13L0743	SNYGEN	Soil	December 19, 2013 1:30 pm	12/20/2013

Volatile Organics, 8260 Halogenated List

Log-in Notes: **Sample Notes:**

Sample Prepared by Method: EPA 5035A

CAS No.	Parameter	Result	Flag	Units	MDL	RL	Dilution	Reference Method	Date/Time Prepared	Date/Time Analyzed	Analyst
67-66-3	Chloroform	**110**		ug/kg dry	2.4	4.7	1	EPA 8260C	12/23/2013 16:07	12/24/2013 09:02	SS
74-87-3	Chloromethane	ND		ug/kg dry	2.4	4.7	1	EPA 8260C	12/23/2013 16:07	12/24/2013 09:02	SS
156-59-2	cis-1,2-Dichloroethylene	**4.2**	J	ug/kg dry	2.4	4.7	1	EPA 8260C	12/23/2013 16:07	12/24/2013 09:02	SS
10061-01-5	cis-1,3-Dichloropropylene	ND		ug/kg dry	2.4	4.7	1	EPA 8260C	12/23/2013 16:07	12/24/2013 09:02	SS
124-48-1	Dibromochloromethane	ND		ug/kg dry	2.4	4.7	1	EPA 8260C	12/23/2013 16:07	12/24/2013 09:02	SS
74-95-3	Dibromomethane	ND		ug/kg dry	2.4	4.7	1	EPA 8260C	12/23/2013 16:07	12/24/2013 09:02	SS
75-71-8	Dichlorodifluoromethane	ND		ug/kg dry	2.4	4.7	1	EPA 8260C	12/23/2013 16:07	12/24/2013 09:02	SS
87-68-3	Hexachlorobutadiene	ND		ug/kg dry	2.4	4.7	1	EPA 8260C	12/23/2013 16:07	12/24/2013 09:02	SS
75-09-2	Methylene chloride	ND		ug/kg dry	2.4	9.4	1	EPA 8260C	12/23/2013 16:07	12/24/2013 09:02	SS
127-18-4	Tetrachloroethylene	**38**	CCV-E	ug/kg dry	2.4	4.7	1	EPA 8260C	12/23/2013 16:07	12/24/2013 09:02	SS
156-60-5	trans-1,2-Dichloroethylene	ND		ug/kg dry	2.4	4.7	1	EPA 8260C	12/23/2013 16:07	12/24/2013 09:02	SS
10061-02-6	trans-1,3-Dichloropropylene	ND		ug/kg dry	2.4	4.7	1	EPA 8260C	12/23/2013 16:07	12/24/2013 09:02	SS
79-01-6	Trichloroethylene	**8600**		ug/kg dry	940	1900	400	EPA 8260C	12/23/2013 16:07	12/25/2013 03:25	SS
75-69-4	Trichlorofluoromethane	ND		ug/kg dry	2.4	4.7	1	EPA 8260C	12/23/2013 16:07	12/24/2013 09:02	SS
75-01-4	Vinyl Chloride	ND		ug/kg dry	2.4	4.7	1	EPA 8260C	12/23/2013 16:07	12/24/2013 09:02	SS

	Surrogate Recoveries	Result	Acceptance Range
17060-07-0	*Surrogate: 1,2-Dichloroethane-d4*	*112 %*	*72-137*
460-00-4	*Surrogate: p-Bromofluorobenzene*	*113 %*	*72-138*
2037-26-5	*Surrogate: Toluene-d8*	*95.9 %*	*85-118*

Total Solids

Log-in Notes: **Sample Notes:**

Sample Prepared by Method: % Solids Prep

CAS No.	Parameter	Result	Flag	Units	MDL	RL	Dilution	Reference Method	Date/Time Prepared	Date/Time Analyzed	Analyst
solids	% Solids	**90.9**		%	0.100	0.100	1	SM 2540G	12/23/2013 09:25	12/24/2013 11:37	AA

Analytical Batch Summary

Batch ID: BL31135 **Preparation Method:** % Solids Prep **Prepared By:** AA

YORK Sample ID	Client Sample ID	Preparation Date
13L0743-01	EW-12 (25-27)	12/23/13

Batch ID: BL31170 **Preparation Method:** EPA 5035A **Prepared By:** BGS

YORK Sample ID	Client Sample ID	Preparation Date
13L0743-01	EW-12 (25-27)	12/23/13
BL31170-BLK1	Blank	12/23/13
BL31170-BS1	LCS	12/23/13
BL31170-BSD1	LCS Dup	12/23/13

Batch ID: BL31213 **Preparation Method:** EPA 5035A **Prepared By:** BGS

YORK Sample ID	Client Sample ID	Preparation Date
13L0743-01RE1	EW-12 (25-27)	12/24/13
BL31213-BLK1	Blank	12/24/13
BL31213-BS1	LCS	12/24/13
BL31213-BSD1	LCS Dup	12/24/13

Volatile Organic Compounds by GC/MS - Quality Control Data

York Analytical Laboratories, Inc.

Analyte	Result	Reporting Limit	Units	Spike Level	Source* Result	%REC	%REC Limits	Flag	RPD	RPD Limit	Flag
Batch BL31170 - EPA 5035A											
Blank (BL31170-BLK1)								Prepared: 12/23/2013 Analyzed: 12/24/2013			
1,1,1,2-Tetrachloroethane	ND	5.0	ug/kg wet								
1,1,1-Trichloroethane	ND	5.0	"								
1,1,2,2-Tetrachloroethane	ND	5.0	"								
1,1,2-Trichloro-1,2,2-trifluoroethane (Freon 113)	ND	5.0	"								
1,1,2-Trichloroethane	ND	5.0	"								
1,1-Dichloroethane	ND	5.0	"								
1,1-Dichloroethylene	ND	5.0	"								
1,1-Dichloropropylene	ND	5.0	"								
1,2,3-Trichlorobenzene	ND	10	"								
1,2,3-Trichloropropane	ND	5.0	"								
1,2,4-Trichlorobenzene	ND	10	"								
1,2-Dibromo-3-chloropropane	ND	10	"								
1,2-Dibromoethane	ND	5.0	"								
1,2-Dichlorobenzene	ND	5.0	"								
1,2-Dichloroethane	ND	5.0	"								
1,2-Dichloropropane	ND	5.0	"								
1,3-Dichlorobenzene	ND	5.0	"								
1,3-Dichloropropane	ND	5.0	"								
1,4-Dichlorobenzene	ND	5.0	"								
2,2-Dichloropropane	ND	5.0	"								
2-Chlorotoluene	ND	5.0	"								
4-Chlorotoluene	ND	5.0	"								
Bromobenzene	ND	5.0	"								
Bromochloromethane	ND	5.0	"								
Bromodichloromethane	ND	5.0	"								
Bromoform	ND	5.0	"								
Bromomethane	ND	5.0	"								
Carbon tetrachloride	ND	5.0	"								
Chlorobenzene	ND	5.0	"								
Chloroethane	ND	5.0	"								
Chloroform	ND	5.0	"								
Chloromethane	ND	5.0	"								
cis-1,2-Dichloroethylene	ND	5.0	"								
cis-1,3-Dichloropropylene	ND	5.0	"								
Dibromochloromethane	ND	5.0	"								
Dibromomethane	ND	5.0	"								
Dichlorodifluoromethane	ND	5.0	"								
Hexachlorobutadiene	ND	5.0	"								
Methylene chloride	ND	10	"								
Tetrachloroethylene	ND	5.0	"								
trans-1,2-Dichloroethylene	ND	5.0	"								
trans-1,3-Dichloropropylene	ND	5.0	"								
Trichloroethylene	ND	5.0	"								
Trichlorofluoromethane	ND	5.0	"								
Vinyl Chloride	ND	5.0	"								
Surrogate: 1,2-Dichloroethane-d4	*50.3*		*ug/L*	*50.0*		*101*	*72-137*				
Surrogate: p-Bromofluorobenzene	*61.6*		*"*	*50.0*		*123*	*72-138*				
Surrogate: Toluene-d8	*49.3*		*"*	*50.0*		*98.5*	*85-118*				

Volatile Organic Compounds by GC/MS - Quality Control Data

York Analytical Laboratories, Inc.

Analyte	Result	Reporting Limit	Units	Spike Level	Source* Result	%REC	%REC Limits	Flag	RPD	RPD Limit	Flag
Batch BL31170 - EPA 5035A											
LCS (BL31170-BS1)								Prepared: 12/23/2013 Analyzed: 12/24/2013			
1,1,1,2-Tetrachloroethane	53		ug/L	50.0		106	91-113				
1,1,1-Trichloroethane	58		"	50.0		116	76-135				
1,1,2,2-Tetrachloroethane	45		"	50.0		90.5	82-119				
1,1,2-Trichloro-1,2,2-trifluoroethane (Freon 113)	61		"	50.0		122	68-144				
1,1,2-Trichloroethane	45		"	50.0		90.1	82-114				
1,1-Dichloroethane	52		"	50.0		103	80-119				
1,1-Dichloroethylene	58		"	50.0		116	58-139				
1,1-Dichloropropylene	51		"	50.0		101	75-117				
1,2,3-Trichlorobenzene	64		"	50.0		128	72-133				
1,2,3-Trichloropropane	50		"	50.0		101	82-117				
1,2,4-Trichlorobenzene	66		"	50.0		131	69-135				
1,2-Dibromo-3-chloropropane	58		"	50.0		115	72-131				
1,2-Dibromoethane	52		"	50.0		104	86-114				
1,2-Dichlorobenzene	50		"	50.0		99.5	85-114				
1,2-Dichloroethane	53		"	50.0		105	72-136				
1,2-Dichloropropane	44		"	50.0		88.7	79-119				
1,3-Dichlorobenzene	52		"	50.0		103	84-114				
1,3-Dichloropropane	45		"	50.0		90.2	82-117				
1,4-Dichlorobenzene	53		"	50.0		105	82-116				
2,2-Dichloropropane	53		"	50.0		106	44-148				
2-Chlorotoluene	50		"	50.0		100	82-114				
4-Chlorotoluene	49		"	50.0		98.7	82-117				
Bromobenzene	49		"	50.0		97.7	85-114				
Bromochloromethane	49		"	50.0		97.2	79-118				
Bromodichloromethane	51		"	50.0		102	88-123				
Bromoform	59		"	50.0		117	85-122				
Bromomethane	46		"	50.0		91.1	43-137				
Carbon tetrachloride	60		"	50.0		120	79-135				
Chlorobenzene	49		"	50.0		97.5	87-112				
Chloroethane	47		"	50.0		94.8	60-132				
Chloroform	54		"	50.0		109	80-126				
Chloromethane	49		"	50.0		98.0	36-133				
cis-1,2-Dichloroethylene	54		"	50.0		108	80-119				
cis-1,3-Dichloropropylene	47		"	50.0		94.6	87-125				
Dibromochloromethane	57		"	50.0		113	86-128				
Dibromomethane	51		"	50.0		102	85-121				
Dichlorodifluoromethane	52		"	50.0		104	10-156				
Hexachlorobutadiene	62		"	50.0		124	82-129				
Methylene chloride	57		"	50.0		114	47-140				
Tetrachloroethylene	56		"	50.0		113	74-127				
trans-1,2-Dichloroethylene	84		"	50.0		168	68-131	High Bias			
trans-1,3-Dichloropropylene	47		"	50.0		93.2	81-127				
Trichloroethylene	52		"	50.0		105	84-118				
Trichlorofluoromethane	56		"	50.0		111	59-148				
Vinyl Chloride	59		"	50.0		117	46-133				
Surrogate: 1,2-Dichloroethane-d4	*54.5*		*"*	*50.0*		*109*	*72-137*				
Surrogate: p-Bromofluorobenzene	*55.1*		*"*	*50.0*		*110*	*72-138*				
Surrogate: Toluene-d8	*47.9*		*"*	*50.0*		*95.8*	*85-118*				

Volatile Organic Compounds by GC/MS - Quality Control Data

York Analytical Laboratories, Inc.

Analyte	Result	Reporting Limit	Units	Spike Level	Source* Result	%REC	%REC Limits	Flag	RPD	RPD Limit	Flag
Batch BL31170 - EPA 5035A											
LCS Dup (BL31170-BSD1)								Prepared: 12/23/2013 Analyzed: 12/24/2013			
1,1,1,2-Tetrachloroethane	52		ug/L	50.0		105	91-113		1.63	30	
1,1,1-Trichloroethane	57		"	50.0		114	76-135		1.99	30	
1,1,2,2-Tetrachloroethane	44		"	50.0		88.9	82-119		1.74	30	
1,1,2-Trichloro-1,2,2-trifluoroethane (Freon 113)	57		"	50.0		113	68-144		7.32	30	
1,1,2-Trichloroethane	44		"	50.0		89.0	82-114		1.27	30	
1,1-Dichloroethane	51		"	50.0		102	80-119		1.50	30	
1,1-Dichloroethylene	54		"	50.0		109	58-139		6.60	30	
1,1-Dichloropropylene	49		"	50.0		98.8	75-117		2.22	30	
1,2,3-Trichlorobenzene	62		"	50.0		124	72-133		3.15	30	
1,2,3-Trichloropropane	49		"	50.0		97.5	82-117		3.45	30	
1,2,4-Trichlorobenzene	62		"	50.0		125	69-135		4.86	30	
1,2-Dibromo-3-chloropropane	61		"	50.0		122	72-131		5.48	30	
1,2-Dibromoethane	51		"	50.0		101	86-114		2.98	30	
1,2-Dichlorobenzene	51		"	50.0		102	85-114		2.11	30	
1,2-Dichloroethane	53		"	50.0		105	72-136		0.171	30	
1,2-Dichloropropane	44		"	50.0		87.3	79-119		1.64	30	
1,3-Dichlorobenzene	53		"	50.0		106	84-114		2.44	30	
1,3-Dichloropropane	44		"	50.0		87.9	82-117		2.63	30	
1,4-Dichlorobenzene	53		"	50.0		106	82-116		0.569	30	
2,2-Dichloropropane	52		"	50.0		104	44-148		1.09	30	
2-Chlorotoluene	49		"	50.0		97.6	82-114		2.49	30	
4-Chlorotoluene	49		"	50.0		98.7	82-117		0.0203	30	
Bromobenzene	48		"	50.0		96.3	85-114		1.50	30	
Bromochloromethane	47		"	50.0		94.2	79-118		3.11	30	
Bromodichloromethane	49		"	50.0		98.8	88-123		2.93	30	
Bromoform	58		"	50.0		116	85-122		1.03	30	
Bromomethane	44		"	50.0		88.7	43-137		2.65	30	
Carbon tetrachloride	58		"	50.0		117	79-135		3.00	30	
Chlorobenzene	47		"	50.0		94.7	87-112		2.91	30	
Chloroethane	47		"	50.0		93.8	60-132		1.10	30	
Chloroform	54		"	50.0		107	80-126		1.50	30	
Chloromethane	49		"	50.0		98.3	36-133		0.346	30	
cis-1,2-Dichloroethylene	52		"	50.0		104	80-119		2.98	30	
cis-1,3-Dichloropropylene	45		"	50.0		90.3	87-125		4.63	30	
Dibromochloromethane	56		"	50.0		111	86-128		1.84	30	
Dibromomethane	49		"	50.0		98.8	85-121		2.76	30	
Dichlorodifluoromethane	51		"	50.0		102	10-156		1.65	30	
Hexachlorobutadiene	62		"	50.0		123	82-129		0.550	30	
Methylene chloride	52		"	50.0		105	47-140		8.26	30	
Tetrachloroethylene	55		"	50.0		109	74-127		3.46	30	
trans-1,2-Dichloroethylene	84		"	50.0		167	68-131	High Bias	0.858	30	
trans-1,3-Dichloropropylene	44		"	50.0		88.7	81-127		4.95	30	
Trichloroethylene	51		"	50.0		101	84-118		3.22	30	
Trichlorofluoromethane	52		"	50.0		104	59-148		7.00	30	
Vinyl Chloride	58		"	50.0		115	46-133		2.08	30	
Surrogate: 1,2-Dichloroethane-d4	*51.5*		*"*	*50.0*		*103*	*72-137*				
Surrogate: p-Bromofluorobenzene	*56.2*		*"*	*50.0*		*112*	*72-138*				
Surrogate: Toluene-d8	*46.3*		*"*	*50.0*		*92.6*	*85-118*				

Volatile Organic Compounds by GC/MS - Quality Control Data

York Analytical Laboratories, Inc.

Analyte	Result	Reporting Limit	Units	Spike Level	Source* Result	%REC	%REC Limits	Flag	RPD	RPD Limit	Flag
Batch BL31213 - EPA 5035A											
Blank (BL31213-BLK1)							Prepared & Analyzed: 12/24/2013				
1,1,1,2-Tetrachloroethane	ND	5.0	ug/kg wet								
1,1,1-Trichloroethane	ND	5.0	"								
1,1,2,2-Tetrachloroethane	ND	5.0	"								
1,1,2-Trichloro-1,2,2-trifluoroethane (Freon 113)	ND	5.0	"								
1,1,2-Trichloroethane	ND	5.0	"								
1,1-Dichloroethane	ND	5.0	"								
1,1-Dichloroethylene	ND	5.0	"								
1,1-Dichloropropylene	ND	5.0	"								
1,2,3-Trichlorobenzene	ND	10	"								
1,2,3-Trichloropropane	ND	5.0	"								
1,2,4-Trichlorobenzene	ND	10	"								
1,2-Dibromo-3-chloropropane	ND	10	"								
1,2-Dibromoethane	ND	5.0	"								
1,2-Dichlorobenzene	ND	5.0	"								
1,2-Dichloroethane	ND	5.0	"								
1,2-Dichloropropane	ND	5.0	"								
1,3-Dichlorobenzene	ND	5.0	"								
1,3-Dichloropropane	ND	5.0	"								
1,4-Dichlorobenzene	ND	5.0	"								
2,2-Dichloropropane	ND	5.0	"								
2-Chlorotoluene	ND	5.0	"								
4-Chlorotoluene	ND	5.0	"								
Bromobenzene	ND	5.0	"								
Bromochloromethane	ND	5.0	"								
Bromodichloromethane	ND	5.0	"								
Bromoform	ND	5.0	"								
Bromomethane	ND	5.0	"								
Carbon tetrachloride	ND	5.0	"								
Chlorobenzene	ND	5.0	"								
Chloroethane	ND	5.0	"								
Chloroform	ND	5.0	"								
Chloromethane	ND	5.0	"								
cis-1,2-Dichloroethylene	ND	5.0	"								
cis-1,3-Dichloropropylene	ND	5.0	"								
Dibromochloromethane	ND	5.0	"								
Dibromomethane	ND	5.0	"								
Dichlorodifluoromethane	ND	5.0	"								
Hexachlorobutadiene	ND	5.0	"								
Methylene chloride	ND	10	"								
Tetrachloroethylene	ND	5.0	"								
trans-1,2-Dichloroethylene	ND	5.0	"								
trans-1,3-Dichloropropylene	ND	5.0	"								
Trichloroethylene	ND	5.0	"								
Trichlorofluoromethane	ND	5.0	"								
Vinyl Chloride	ND	5.0	"								
Surrogate: 1,2-Dichloroethane-d4	*59.4*		*ug/L*	*50.0*		*119*	*72-137*				
Surrogate: p-Bromofluorobenzene	*49.8*		*"*	*50.0*		*99.6*	*72-138*				
Surrogate: Toluene-d8	*51.1*		*"*	*50.0*		*102*	*85-118*				

Volatile Organic Compounds by GC/MS - Quality Control Data

York Analytical Laboratories, Inc.

Analyte	Result	Reporting Limit	Units	Spike Level	Source* Result	%REC	%REC Limits	Flag	RPD	RPD Limit	Flag
Batch BL31213 - EPA 5035A											
LCS (BL31213-BS1)								Prepared & Analyzed: 12/24/2013			
1,1,1,2-Tetrachloroethane	16		ug/L	50.0		32.8	91-113	Low Bias			
1,1,1-Trichloroethane	56		"	50.0		113	76-135				
1,1,2,2-Tetrachloroethane	40		"	50.0		79.3	82-119	Low Bias			
1,1,2-Trichloro-1,2,2-trifluoroethane (Freon 113)	60		"	50.0		120	68-144				
1,1,2-Trichloroethane	48		"	50.0		97.0	82-114				
1,1-Dichloroethane	50		"	50.0		100	80-119				
1,1-Dichloroethylene	65		"	50.0		129	58-139				
1,1-Dichloropropylene	50		"	50.0		101	75-117				
1,2,3-Trichlorobenzene	42		"	50.0		84.3	72-133				
1,2,3-Trichloropropane	47		"	50.0		94.4	82-117				
1,2,4-Trichlorobenzene	37		"	50.0		74.4	69-135				
1,2-Dibromo-3-chloropropane	41		"	50.0		82.4	72-131				
1,2-Dibromoethane	47		"	50.0		93.3	86-114				
1,2-Dichlorobenzene	48		"	50.0		95.3	85-114				
1,2-Dichloroethane	59		"	50.0		118	72-136				
1,2-Dichloropropane	50		"	50.0		100	79-119				
1,3-Dichlorobenzene	46		"	50.0		91.1	84-114				
1,3-Dichloropropane	48		"	50.0		96.2	82-117				
1,4-Dichlorobenzene	44		"	50.0		88.8	82-116				
2,2-Dichloropropane	55		"	50.0		109	44-148				
2-Chlorotoluene	48		"	50.0		96.9	82-114				
4-Chlorotoluene	46		"	50.0		92.6	82-117				
Bromobenzene	51		"	50.0		101	85-114				
Bromochloromethane	47		"	50.0		93.3	79-118				
Bromodichloromethane	54		"	50.0		109	88-123				
Bromoform	47		"	50.0		93.8	85-122				
Bromomethane	57		"	50.0		113	43-137				
Carbon tetrachloride	57		"	50.0		114	79-135				
Chlorobenzene	47		"	50.0		93.8	87-112				
Chloroethane	59		"	50.0		119	60-132				
Chloroform	53		"	50.0		106	80-126				
Chloromethane	47		"	50.0		94.6	36-133				
cis-1,2-Dichloroethylene	46		"	50.0		92.0	80-119				
cis-1,3-Dichloropropylene	49		"	50.0		97.2	87-125				
Dibromochloromethane	3.4		"	50.0		6.86	86-128	Low Bias			
Dibromomethane	50		"	50.0		100	85-121				
Dichlorodifluoromethane	50		"	50.0		101	10-156				
Hexachlorobutadiene	41		"	50.0		82.1	82-129				
Methylene chloride	66		"	50.0		133	47-140				
Tetrachloroethylene	53		"	50.0		107	74-127				
trans-1,2-Dichloroethylene	50		"	50.0		99.8	68-131				
trans-1,3-Dichloropropylene	49		"	50.0		98.9	81-127				
Trichloroethylene	50		"	50.0		99.1	84-118				
Trichlorofluoromethane	60		"	50.0		120	59-148				
Vinyl Chloride	56		"	50.0		112	46-133				
Surrogate: 1,2-Dichloroethane-d4	*61.3*		*"*	*50.0*		*123*	*72-137*				
Surrogate: p-Bromofluorobenzene	*48.6*		*"*	*50.0*		*97.2*	*72-138*				
Surrogate: Toluene-d8	*49.9*		*"*	*50.0*		*99.8*	*85-118*				

Volatile Organic Compounds by GC/MS - Quality Control Data

York Analytical Laboratories, Inc.

Analyte	Result	Reporting Limit	Units	Spike Level	Source* Result	%REC	%REC Limits	Flag	RPD	RPD Limit	Flag
Batch BL31213 - EPA 5035A											
LCS Dup (BL31213-BSD1)								Prepared & Analyzed: 12/24/2013			
1,1,1,2-Tetrachloroethane	22		ug/L	50.0		44.4	91-113	Low Bias	30.0	30	
1,1,1-Trichloroethane	56		"	50.0		112	76-135		0.390	30	
1,1,2,2-Tetrachloroethane	41		"	50.0		82.5	82-119		3.86	30	
1,1,2-Trichloro-1,2,2-trifluoroethane (Freon 113)	62		"	50.0		124	68-144		2.92	30	
1,1,2-Trichloroethane	50		"	50.0		99.7	82-114		2.73	30	
1,1-Dichloroethane	50		"	50.0		99.3	80-119		0.783	30	
1,1-Dichloroethylene	64		"	50.0		128	58-139		0.637	30	
1,1-Dichloropropylene	52		"	50.0		104	75-117		2.62	30	
1,2,3-Trichlorobenzene	44		"	50.0		87.1	72-133		3.20	30	
1,2,3-Trichloropropane	49		"	50.0		98.9	82-117		4.74	30	
1,2,4-Trichlorobenzene	39		"	50.0		77.2	69-135		3.72	30	
1,2-Dibromo-3-chloropropane	43		"	50.0		86.5	72-131		4.85	30	
1,2-Dibromoethane	48		"	50.0		96.3	86-114		3.10	30	
1,2-Dichlorobenzene	47		"	50.0		94.7	85-114		0.632	30	
1,2-Dichloroethane	60		"	50.0		119	72-136		0.640	30	
1,2-Dichloropropane	50		"	50.0		99.1	79-119		1.14	30	
1,3-Dichlorobenzene	45		"	50.0		89.6	84-114		1.64	30	
1,3-Dichloropropane	50		"	50.0		99.3	82-117		3.23	30	
1,4-Dichlorobenzene	45		"	50.0		89.9	82-116		1.23	30	
2,2-Dichloropropane	53		"	50.0		107	44-148		2.22	30	
2-Chlorotoluene	48		"	50.0		96.0	82-114		0.912	30	
4-Chlorotoluene	47		"	50.0		93.3	82-117		0.731	30	
Bromobenzene	51		"	50.0		103	85-114		1.61	30	
Bromochloromethane	48		"	50.0		96.6	79-118		3.41	30	
Bromodichloromethane	56		"	50.0		112	88-123		2.73	30	
Bromoform	48		"	50.0		96.4	85-122		2.71	30	
Bromomethane	57		"	50.0		114	43-137		0.880	30	
Carbon tetrachloride	58		"	50.0		116	79-135		1.39	30	
Chlorobenzene	49		"	50.0		97.3	87-112		3.73	30	
Chloroethane	60		"	50.0		120	60-132		0.721	30	
Chloroform	53		"	50.0		105	80-126		1.34	30	
Chloromethane	46		"	50.0		92.9	36-133		1.77	30	
cis-1,2-Dichloroethylene	47		"	50.0		94.8	80-119		2.95	30	
cis-1,3-Dichloropropylene	49		"	50.0		98.1	87-125		0.881	30	
Dibromochloromethane	0.0		"	50.0			86-128	Low Bias		30	
Dibromomethane	55		"	50.0		110	85-121		8.79	30	
Dichlorodifluoromethane	50		"	50.0		99.5	10-156		1.04	30	
Hexachlorobutadiene	38		"	50.0		76.7	82-129	Low Bias	6.80	30	
Methylene chloride	67		"	50.0		133	47-140		0.617	30	
Tetrachloroethylene	55		"	50.0		110	74-127		3.11	30	
trans-1,2-Dichloroethylene	51		"	50.0		101	68-131		1.31	30	
trans-1,3-Dichloropropylene	50		"	50.0		100	81-127		1.61	30	
Trichloroethylene	50		"	50.0		101	84-118		1.86	30	
Trichlorofluoromethane	60		"	50.0		120	59-148		0.517	30	
Vinyl Chloride	53		"	50.0		105	46-133		6.51	30	
Surrogate: 1,2-Dichloroethane-d4	*60.5*		*"*	*50.0*		*121*	*72-137*				
Surrogate: p-Bromofluorobenzene	*47.8*		*"*	*50.0*		*95.6*	*72-138*				
Surrogate: Toluene-d8	*51.5*		*"*	*50.0*		*103*	*85-118*				

Volatile Analysis Sample Containers

Lab ID	Client Sample ID	Volatile Sample Container
13L0743-01	EW-12 (25-27)	40mL Vial with Stir Bar-Cool 4° C

Notes and Definitions

QL-02 This LCS analyte is outside Laboratory Recovery limits due the analyte behavior using the referenced method. The reference method has certain limitations with respect to analytes of this nature.

J Detected below the Reporting Limit but greater than or equal to the Method Detection Limit (MDL/LOD) or in the case of a TIC, the result is an estimated concentration.

CCV-E The value reported is ESTIMATED. The value is estimated due to its behavior during continuing calibration verification (>20% Difference for average Rf or >20% Drift for quadratic fit).

ND Analyte NOT DETECTED at the stated Reporting Limit (RL) or above.

RL REPORTING LIMIT - the minimum reportable value based upon the lowest point in the analyte calibration curve.

MDL METHOD DETECTION LIMIT - the minimum concentration that can be measured and reported with a 99% confidence that the concentration is greater than zero. If requested or required, a value reported below the RL and above the MDL is considered estimated and is noted with a "J" flag.

NR Not reported

RPD Relative Percent Difference

Wet The data has been reported on an as-received (wet weight) basis

Low Bias Low Bias flag indicates that the recovery of the flagged analyte is below the laboratory or regulatory lower control limit. The data user should take note that this analyte may be biased low but should evaluate multiple lines of evidence including the LCS and site-specific MS/MSD data to draw bias conclusions. In cases where no site-specific MS/MSD was requested, only the LCS data can be used to evaluate such bias.

High Bias High Bias flag indicates that the recovery of the flagged analyte is above the laboratory or regulatory upper control limit. The data user should take note that this analyte may be biased high but should evaluate multiple lines of evidence including the LCS and site-specific MS/MSD data to draw bias conclusions. In cases where no site-specific MS/MSD was requested, only the LCS data can be used to evaluate such bias.

Non-Dir. Non-dir. flag (Non-Directional Bias) indicates that the Relative Percent Difference (RPD) (a measure of precision) among the MS and MSD data is outside the laboratory or regulatory control limit. This alerts the data user where the MS and MSD are from site-specific samples that the RPD is high due to either non-homogeneous distribution of target analyte between the MS/MSD or indicates poor reproducibility for other reasons.

If EPA SW-846 method 8270 is included herein it is noted that the target compound N-nitrosodiphenylamine (NDPA) decomposes in the gas chromatographic inlet and cannot be separated from diphenylamine (DPA). These results could actually represent 100% DPA, 100% NDPA or some combination of the two.
For this reason, York reports the combined result for n-nitrosodiphenylamine and diphenylamine for either of these compounds as a combined concentration as Diphenylamine.

If Total PCBs are detected and the target aroclors reported are "Not detected", the Total PCB value is reported due to the presence of either or both Aroclors 1262 and 1268 which are non-target aroclors for some regulatory lists.

2-chloroethylvinyl ether readily breaks down under acidic conditions. Samples that are acid preserved, including standards will exhibit breakdown. The data user should take note.

Certification for pH is no longer offered by NYDOH ELAP.

Semi-Volatile and Volatile analyses are reported down to the MDL, with values between the MDL and the RL being "J" flagged as estimated results.

Revision Description: This report has been revised to correct the VOA dilution factor reported on Trichloroethylene. The dilution factor was originally reported as 1:250. The correct dilution factor for this analyte is 1:400.

YORK
ANALYTICAL LABORATORIES, INC.
120 RESEARCH DR. STRATFORD, CT 06615
(203) 325-1371 FAX (203) 357-0166

Field Chain-of-Custody Record

NOTE: York's Std. Terms & Conditions are listed on the back side of this document. This document serves as your written authorization to York to proceed with the analyses requested and your signature binds you to York's Std. Terms & Conditions unless superseded by written contract.

York Project No. 13L0743

YOUR Information	Report To:	Invoice To:	**YOUR** Project ID	Turn-Around Time	Report Type/Deliverables
Company: Lab, Inc	Company: Same	Company: Same	SNYGEN	RUSH - Same Day	Summary Report
Address: 4 Research Drive Suite 301, Shelton, CT 06484	Address: ↙	Address: ↙	**Purchase Order No.**	RUSH - Next Day	Summary w/ QA Summary
Phone No: 203-929-8535	Phone No	Phone No.		RUSH - Two Day	CT RCP Package
Contact Person: Karen Destefanis	Attention:	Attention:		RUSH - Three Day	NY ASP A Package
E-Mail Address: Kdestefanis@lbgct.com	E-Mail Address	E-Mail Address	Samples from: CT NY X NJ	RUSH - Four Day	NY ASP B Package X
				Standard(5-7 Days) X	*Electronic Deliverables:* EDD (Specify Type) NYSDEC EQUIS
					Excel

Print Clearly and Legibly. All Information must be complete. Samples will NOT be logged in and the turn-around time clock will not begin until any questions by York are resolved.

Samples Collected/Authorized By (Signature): Pat Walsh

Name (printed)

Matrix Codes
S - soil
Other - specify
WW - wastewater
GW - groundwater
DW - drinking water
Air-A ambient air
Air-SV soil vapor

Volatiles		Semi-Vols.	Pest/PCB Herb	Metals	Misc. Org.	Full Lists	Common Miscellaneous Parameters		
8260 full	HCs	8270 + 625	8082PCB	RCRA8	TPH GRO	Pri.Poll.	Corrosivity	Nitrate	Color
624	Site Spec.	STARS list	8081Pest	PP13 list	TPH DRO	TCL Organics	Reactivity	Nitrite	Phenols
STARS list	Nassau Co.	BN Only	8151Herb	TAL	C.T. TPH	TAL MetCN	Ignitability	TKN	Cyanide-T
BTEX	Suffolk Co.	Acids Only	CT RCP	CT 15 list	NY 310-13	Full TCLP	Flash Point	Tot.Nitrogen	Cyanide-A
MTBE	Ketones	PAH list	App. IX	TAGM list	TPH 1664	Full App IX	Sieve Anal.	Ammonia-N	BOD5
TCL list	Oxygenates	TAGM list	Site Spec.	NJDEP list	Air TO14A	Part 360 Organic	Heterotrophs	Chloride	CBOD5
TAGM list	TCLP list	CT RCP list	SPLP or TCLP	Total	Air TO15	Part 360 Inorganic	TOX	Phosphate	BOD28
CT RCP list	524.2	TCL list	TCLP Pest	Dissolved	Air STARS	Part 360 Semi-vol	BTU lb.	Tot. Phos	COD
Arom. only	502.2	NJDEP list	TCLP Herb	SPLP or TCLP	Air VPH	Part 360 Volatile	Aquatic Tox.	Oil&Grease	TSS
Halog.only	NJDEP list	App. IX	Chlordane	Indiv. Metals	Air HCs	NYCDEP Sewer	TOC	FOG	Total Solids
App IX list	SPLP or TCLP	TCLP BNA	608 Pest	DSL Bevo	Methane	NYSDEC Sewer	Asbestos	pH	TDS
8021B list		SPLP or TCLP	608 PCB		Helium	TAGM	Silica	MBAS	TPH-1664

Special Instructions
Field Filtered
Lab to Filter

Sample Identification	Date Sampled	Sample Matrix	Choose Analyses Needed from the Menu Above and Enter Below	Container Description(s)
EW-12 (25-27)	12/19/13 @ 1330	Soil	Halogenated VOCs	4 - VOAs

Comments

Preservation Check those Applicable: 4°C ____ Frozen ____ HCl ____ MeOH ____ HNO3 ____ H2SO4 ____ NaOH ____ ZnAc ____ Ascorbic Acid ____ Other ____

Samples Relinquished By	Date/Time	Samples Received By	Date/Time
[signature]	12/19/13 1445	[signature]	12-20-13 1445
Samples Relinquished By	Date/Time	Samples Received in LAB by	Date/Time
		E. Schreck	12/20/13

Temperature on Receipt 3.9 °C

15/5

Technical Report

prepared for:

Leggette Brashears & Graham Shelton Office
4 Research Drive, Suite 301
Shelton CT, 06484
Attention: Karen Destefanis

Report Date: 07/22/2014
Client Project ID: SNYGEN
York Project (SDG) No.: 14F0899

Report Date: 07/22/2014
Client Project ID: SNYGEN
York Project (SDG) No.: 14F0899

Leggette Brashears & Graham Shelton Office
4 Research Drive, Suite 301
Shelton CT, 06484
Attention: Karen Destefanis

Purpose and Results

This report contains the analytical data for the sample(s) identified on the attached chain-of-custody received in our laboratory on June 23, 2014 and listed below. The project was identified as your project: **SNYGEN**.

The analyses were conducted utilizing appropriate EPA, Standard Methods, and ASTM methods as detailed in the data summary tables.

All samples were received in proper condition meeting the customary acceptance requirements for environmental samples except those indicated under the Notes section of this report.

All analyses met the method and laboratory standard operating procedure requirements except as indicated by any data flags, the meaning of which are explained in the attachment to this report, and case narrative if applicable.

The results of the analyses, which are all reported on dry weight basis (soils) unless otherwise noted, are detailed in the following pages.

Please contact Client Services at 203.325.1371 with any questions regarding this report.

York Sample ID	Client Sample ID	Matrix	Date Collected	Date Received
14F0899-01	EW-15 (25-26.2)	Soil	06/21/2014	06/23/2014

General Notes for York Project (SDG) No.: 14F0899

1. The RLs and MDLs (Reporting Limit and Method Detection Limit respectively) reported are adjusted for any dilution necessary due to the levels of target and/or non-target analytes and matrix interference. The RL(REPORTING LIMIT) is based upon the lowest standard utilized for the calibration where applicable.
2. Samples are retained for a period of thirty days after submittal of report, unless other arrangements are made.
3. York's liability for the above data is limited to the dollar value paid to York for the referenced project.
4. This report shall not be reproduced without the written approval of York Analytical Laboratories, Inc.
5. All samples were received in proper condition for analysis with proper documentation, unless otherwise noted.
6. All analyses conducted met method or Laboratory SOP requirements. See the Qualifiers and/or Narrative sections for further information.
7. It is noted that no analyses reported herein were subcontracted to another laboratory, unless noted in the report.
8. This report reflects results that relate only to the samples submitted on the attached chain-of-custody form(s) received by York.

Approved By: **Date:** 07/22/2014

Benjamin Gulizia
Laboratory Director

Sample Information

Client Sample ID: **EW-15 (25-26.2)** **York Sample ID:** **14F0899-01**

York Project (SDG) No.	Client Project ID	Matrix	Collection Date/Time	Date Received
14F0899	SNYGEN	Soil	June 21, 2014 1:10 pm	06/23/2014

Volatile Organics, 8260 Halogenated List

Sample Notes:

Sample Prepared by Method: EPA 5035A

CAS No.	Parameter	Result	Flag	Units	Reported to LOD/MDL	LOQ	Dilution	Reference Method	Date/Time Prepared	Date/Time Analyzed	Analyst
630-20-6	1,1,1,2-Tetrachloroethane	ND		ug/kg dry	2.6	5.1	1	EPA 8260C	06/25/2014 08:12	06/25/2014 18:09	SS
71-55-6	**1,1,1-Trichloroethane**	**22**		ug/kg dry	2.6	5.1	1	EPA 8260C	06/25/2014 08:12	06/25/2014 18:09	SS
79-34-5	1,1,2,2-Tetrachloroethane	ND		ug/kg dry	2.6	5.1	1	EPA 8260C	06/25/2014 08:12	06/25/2014 18:09	SS
76-13-1	1,1,2-Trichloro-1,2,2-trifluoroethane (Freon 113)	ND		ug/kg dry	2.6	5.1	1	EPA 8260C	06/25/2014 08:12	06/25/2014 18:09	SS
79-00-5	1,1,2-Trichloroethane	ND		ug/kg dry	2.6	5.1	1	EPA 8260C	06/25/2014 08:12	06/25/2014 18:09	SS
75-34-3	1,1-Dichloroethane	ND		ug/kg dry	2.6	5.1	1	EPA 8260C	06/25/2014 08:12	06/25/2014 18:09	SS
75-35-4	1,1-Dichloroethylene	ND		ug/kg dry	2.6	5.1	1	EPA 8260C	06/25/2014 08:12	06/25/2014 18:09	SS
563-58-6	1,1-Dichloropropylene	ND		ug/kg dry	2.6	5.1	1	EPA 8260C	06/25/2014 08:12	06/25/2014 18:09	SS
87-61-6	1,2,3-Trichlorobenzene	ND		ug/kg dry	2.6	10	1	EPA 8260C	06/25/2014 08:12	06/25/2014 18:09	SS
96-18-4	1,2,3-Trichloropropane	ND		ug/kg dry	2.6	5.1	1	EPA 8260C	06/25/2014 08:12	06/25/2014 18:09	SS
120-82-1	1,2,4-Trichlorobenzene	ND		ug/kg dry	2.6	10	1	EPA 8260C	06/25/2014 08:12	06/25/2014 18:09	SS
96-12-8	1,2-Dibromo-3-chloropropane	ND		ug/kg dry	2.6	10	1	EPA 8260C	06/25/2014 08:12	06/25/2014 18:09	SS
106-93-4	1,2-Dibromoethane	ND		ug/kg dry	2.6	5.1	1	EPA 8260C	06/25/2014 08:12	06/25/2014 18:09	SS
95-50-1	1,2-Dichlorobenzene	ND		ug/kg dry	2.6	5.1	1	EPA 8260C	06/25/2014 08:12	06/25/2014 18:09	SS
107-06-2	1,2-Dichloroethane	ND		ug/kg dry	2.6	5.1	1	EPA 8260C	06/25/2014 08:12	06/25/2014 18:09	SS
78-87-5	1,2-Dichloropropane	ND		ug/kg dry	2.6	5.1	1	EPA 8260C	06/25/2014 08:12	06/25/2014 18:09	SS
541-73-1	1,3-Dichlorobenzene	ND		ug/kg dry	2.6	5.1	1	EPA 8260C	06/25/2014 08:12	06/25/2014 18:09	SS
142-28-9	1,3-Dichloropropane	ND		ug/kg dry	2.6	5.1	1	EPA 8260C	06/25/2014 08:12	06/25/2014 18:09	SS
106-46-7	1,4-Dichlorobenzene	ND		ug/kg dry	2.6	5.1	1	EPA 8260C	06/25/2014 08:12	06/25/2014 18:09	SS
594-20-7	2,2-Dichloropropane	ND		ug/kg dry	2.6	5.1	1	EPA 8260C	06/25/2014 08:12	06/25/2014 18:09	SS
95-49-8	2-Chlorotoluene	ND		ug/kg dry	2.6	5.1	1	EPA 8260C	06/25/2014 08:12	06/25/2014 18:09	SS
106-43-4	4-Chlorotoluene	ND		ug/kg dry	2.6	5.1	1	EPA 8260C	06/25/2014 08:12	06/25/2014 18:09	SS
108-86-1	Bromobenzene	ND		ug/kg dry	2.6	5.1	1	EPA 8260C	06/25/2014 08:12	06/25/2014 18:09	SS
74-97-5	Bromochloromethane	ND		ug/kg dry	2.6	5.1	1	EPA 8260C	06/25/2014 08:12	06/25/2014 18:09	SS
75-27-4	Bromodichloromethane	ND		ug/kg dry	2.6	5.1	1	EPA 8260C	06/25/2014 08:12	06/25/2014 18:09	SS
75-25-2	Bromoform	ND		ug/kg dry	2.6	5.1	1	EPA 8260C	06/25/2014 08:12	06/25/2014 18:09	SS
74-83-9	Bromomethane	ND		ug/kg dry	2.6	5.1	1	EPA 8260C	06/25/2014 08:12	06/25/2014 18:09	SS
56-23-5	**Carbon tetrachloride**	**44**		ug/kg dry	2.6	5.1	1	EPA 8260C	06/25/2014 08:12	06/25/2014 18:09	SS
108-90-7	Chlorobenzene	ND		ug/kg dry	2.6	5.1	1	EPA 8260C	06/25/2014 08:12	06/25/2014 18:09	SS
75-00-3	Chloroethane	ND		ug/kg dry	2.6	5.1	1	EPA 8260C	06/25/2014 08:12	06/25/2014 18:09	SS
67-66-3	Chloroform	ND		ug/kg dry	2.6	5.1	1	EPA 8260C	06/25/2014 08:12	06/25/2014 18:09	SS
74-87-3	Chloromethane	ND		ug/kg dry	2.6	5.1	1	EPA 8260C	06/25/2014 08:12	06/25/2014 18:09	SS
156-59-2	cis-1,2-Dichloroethylene	ND		ug/kg dry	2.6	5.1	1	EPA 8260C	06/25/2014 08:12	06/25/2014 18:09	SS
10061-01-5	cis-1,3-Dichloropropylene	ND		ug/kg dry	2.6	5.1	1	EPA 8260C	06/25/2014 08:12	06/25/2014 18:09	SS
124-48-1	Dibromochloromethane	ND		ug/kg dry	2.6	5.1	1	EPA 8260C	06/25/2014 08:12	06/25/2014 18:09	SS
74-95-3	Dibromomethane	ND		ug/kg dry	2.6	5.1	1	EPA 8260C	06/25/2014 08:12	06/25/2014 18:09	SS
75-71-8	Dichlorodifluoromethane	ND		ug/kg dry	2.6	5.1	1	EPA 8260C	06/25/2014 08:12	06/25/2014 18:09	SS
87-68-3	Hexachlorobutadiene	ND		ug/kg dry	2.6	5.1	1	EPA 8260C	06/25/2014 08:12	06/25/2014 18:09	SS

Sample Information

Client Sample ID: **EW-15 (25-26.2)** **York Sample ID:** **14F0899-01**

York Project (SDG) No.	Client Project ID	Matrix	Collection Date/Time	Date Received
14F0899	SNYGEN	Soil	June 21, 2014 1:10 pm	06/23/2014

Volatile Organics, 8260 Halogenated List

Sample Notes:

Sample Prepared by Method: EPA 5035A

CAS No.	Parameter	Result	Flag	Units	Reported to LOD/MDL	LOQ	Dilution	Reference Method	Date/Time Prepared	Date/Time Analyzed	Analyst
75-09-2	**Methylene chloride**	**3.5**	J	ug/kg dry	2.6	10	1	EPA 8260C	06/25/2014 08:12	06/25/2014 18:09	SS
127-18-4	**Tetrachloroethylene**	**9.4**		ug/kg dry	2.6	5.1	1	EPA 8260C	06/25/2014 08:12	06/25/2014 18:09	SS
156-60-5	trans-1,2-Dichloroethylene	ND		ug/kg dry	2.6	5.1	1	EPA 8260C	06/25/2014 08:12	06/25/2014 18:09	SS
10061-02-6	trans-1,3-Dichloropropylene	ND		ug/kg dry	2.6	5.1	1	EPA 8260C	06/25/2014 08:12	06/25/2014 18:09	SS
79-01-6	**Trichloroethylene**	**7000**		ug/kg dry	120	250	48	EPA 8260C	06/25/2014 08:12	06/30/2014 11:45	SS
75-69-4	Trichlorofluoromethane	ND		ug/kg dry	2.6	5.1	1	EPA 8260C	06/25/2014 08:12	06/25/2014 18:09	SS
75-01-4	Vinyl Chloride	ND		ug/kg dry	2.6	5.1	1	EPA 8260C	06/25/2014 08:12	06/25/2014 18:09	SS

	Surrogate Recoveries	Result	Acceptance Range
17060-07-0	*Surrogate: 1,2-Dichloroethane-d4*	*107 %*	*67-130*
460-00-4	*Surrogate: p-Bromofluorobenzene*	*98.0 %*	*75-127*
2037-26-5	*Surrogate: Toluene-d8*	*111 %*	*90-112*

Total Solids

Sample Notes:

Sample Prepared by Method: % Solids Prep

CAS No.	Parameter	Result	Flag	Units	LOD/MDL	Reported to LOQ	Dilution	Reference Method	Date/Time Prepared	Date/Time Analyzed	Analyst
solids	*** % Solids**	**94.2**		%	0.100	0.100	1	SM 2540G	06/26/2014 11:20	06/27/2014 14:10	KK

Case Narrative

Client: Leggette Brashears & Graham Shelton Office
Client Project ID: SNYGEN
Prepared for: Karen Destefanis

Introduction

This Case Narrative applies only to the following samples submitted to our laboratory on **6/23/2014 10:09:00 AM** :

EW-15 (25-26.2) Soil

The 1 sample(s) were received intact in a custody-sealed cooler(s) unless otherwise noted. Upon receipt, cooler temperature(s) was determined using a NIST traceable digital infrared thermometer. The cooler temperature(s) was acceptable (2-6oC) and documented as:

Cooler 3.6 C

Chain-of-custody was maintained from receipt through analysis in the laboratory.

Methodology

All preparation and analyses were conducted according to the methods referenced in the body of the lab report.

Sample and Analysis Qualifiers

EW-15 (25-26.2) No Qualifiers

Analysis Issues (Calibration, Others)

No problems were encountered.

York Project/SDG no.: 14F0899 Statement

We certify that these data are in compliance with SOP requirements both technically and for completeness for other than the conditions stated above. Release of the data contained in the hard copy report and any electronic deliverables has been authorized by the Laboratory Manager as verified by the signature on this laboratory report.

Approved by: *Ben Gulizia*
Laboratory Director

York Analytical Laboratories, Inc.

Formulae Used for Sample Calculations

VOLATILE ORGANICS

1. Volatiles in Air-ppbv

Cx (ppbv) = Compound concentration, ppbv (parts per billion by volume)

$$Cx = \frac{(Ax)(Cis)(DF)}{(Ais)(RRF)}$$

2. Volatiles in Air-ug/m3

Cx (ug/m3)= Compound concentration in ug/m3

$$Cx\ (ug/m3) = \frac{(ppbv \times Molecular\ wt.)}{(24.040)}$$

3. Volatile Organics (water and soil), ug/L or ug/kG

Soils/Waters

$$Cx = \frac{(Ax)(IS)(DF)}{(Ais)(RRF)(V)(\%solids)}$$

Medium Level Soils

$$Cx = \frac{(Ax)(IS)(VT)(1000)(DF)}{(Ais)(RRF)(VA)(V)(\%solids)}$$

4. Semi-Volatiles (waters and soils)

$$Cx = \frac{(Ax)(IS)(VE)(DF)}{(Ais)(RRF)(Volume\ injected,\ uL)(V)(\%solids)}$$

5. Pesticides/PCB (waters and soils), DRO, CTETPH

$$Cx = \frac{(Ax)(VE)(DF)}{(CF)(Volume\ injected,\ uL)(V)(\%solids)}$$

WHERE:

Cx = concentration of analyte as ug/L or ug/kG
Ax = Area of the characteristic ion for the compound to be measured, counts.
Ais = Area of the characteristic ion for the specific internal standard, counts.
IS = Concentration of the internal standard spiking mixture, ng
RRF= Mean relative response factor from the initial calibration.

DF = Dilution factor calculated as described in section 2. If no dilution is performed, DF= 1
V= Volume for liquids in ml, weight for soils/solids in grams.
VA= volume of MeOH aliquot for medium level soils
VE= final volume of concentrated extract
VT= volume of MeOH for volatiles medium level soils
CF= calibration factor for external calibration used in GC pest/pcb
Cis = Concentration of the internal standard spiking mixture, ppbv

Analytical Batch Summary

Batch ID: BF41237 **Preparation Method:** EPA 5035A **Prepared By:** BGS

YORK Sample ID	Client Sample ID	Preparation Date
14F0899-01	EW-15 (25-26.2)	06/25/14
BF41237-BLK1	Blank	06/25/14
BF41237-BS1	LCS	06/25/14
BF41237-BSD1	LCS Dup	06/25/14

Batch ID: BF41275 **Preparation Method:** % Solids Prep **Prepared By:** AA

YORK Sample ID	Client Sample ID	Preparation Date
14F0899-01	EW-15 (25-26.2)	06/26/14

Batch ID: BF41416 **Preparation Method:** EPA 5035A **Prepared By:** SS

YORK Sample ID	Client Sample ID	Preparation Date
14F0899-01RE1	EW-15 (25-26.2)	06/30/14
BF41416-BLK1	Blank	06/30/14
BF41416-BS1	LCS	06/30/14
BF41416-BSD1	LCS Dup	06/30/14

Volatile Organic Compounds by GC/MS - Quality Control Data

York Analytical Laboratories, Inc.

Analyte	Result	Reporting Limit	Units	Spike Level	Source* Result	%REC	%REC Limits	Flag	RPD	RPD Limit	Flag
Batch BF41237 - EPA 5035A											
Blank (BF41237-BLK1)								Prepared & Analyzed: 06/25/2014			
1,1,1,2-Tetrachloroethane	ND	5.0	ug/kg wet								
1,1,1-Trichloroethane	ND	5.0	"								
1,1,2,2-Tetrachloroethane	ND	5.0	"								
1,1,2-Trichloro-1,2,2-trifluoroethane (Freon 113)	ND	5.0	"								
1,1,2-Trichloroethane	ND	5.0	"								
1,1-Dichloroethane	ND	5.0	"								
1,1-Dichloroethylene	ND	5.0	"								
1,1-Dichloropropylene	ND	5.0	"								
1,2,3-Trichlorobenzene	ND	10	"								
1,2,3-Trichloropropane	ND	5.0	"								
1,2,4-Trichlorobenzene	ND	10	"								
1,2-Dibromo-3-chloropropane	ND	10	"								
1,2-Dibromoethane	ND	5.0	"								
1,2-Dichlorobenzene	ND	5.0	"								
1,2-Dichloroethane	ND	5.0	"								
1,2-Dichloropropane	ND	5.0	"								
1,3-Dichlorobenzene	ND	5.0	"								
1,3-Dichloropropane	ND	5.0	"								
1,4-Dichlorobenzene	ND	5.0	"								
2,2-Dichloropropane	ND	5.0	"								
2-Chlorotoluene	ND	5.0	"								
4-Chlorotoluene	ND	5.0	"								
Bromobenzene	ND	5.0	"								
Bromochloromethane	ND	5.0	"								
Bromodichloromethane	ND	5.0	"								
Bromoform	ND	5.0	"								
Bromomethane	ND	5.0	"								
Carbon tetrachloride	ND	5.0	"								
Chlorobenzene	ND	5.0	"								
Chloroethane	ND	5.0	"								
Chloroform	ND	5.0	"								
Chloromethane	ND	5.0	"								
cis-1,2-Dichloroethylene	ND	5.0	"								
cis-1,3-Dichloropropylene	ND	5.0	"								
Dibromochloromethane	ND	5.0	"								
Dibromomethane	ND	5.0	"								
Dichlorodifluoromethane	ND	5.0	"								
Hexachlorobutadiene	ND	5.0	"								
Methylene chloride	ND	10	"								
Tetrachloroethylene	ND	5.0	"								
trans-1,2-Dichloroethylene	ND	5.0	"								
trans-1,3-Dichloropropylene	ND	5.0	"								
Trichloroethylene	ND	5.0	"								
Trichlorofluoromethane	ND	5.0	"								
Vinyl Chloride	ND	5.0	"								
Surrogate: 1,2-Dichloroethane-d4	*51.2*		*ug/L*	*50.0*		*102*	*67-130*				
Surrogate: p-Bromofluorobenzene	*48.5*		*"*	*50.0*		*97.0*	*75-127*				
Surrogate: Toluene-d8	*55.6*		*"*	*50.0*		*111*	*90-112*				

Volatile Organic Compounds by GC/MS - Quality Control Data

York Analytical Laboratories, Inc.

Analyte	Result	Reporting Limit	Units	Spike Level	Source* Result	%REC	%REC Limits	Flag	RPD	RPD Limit	Flag
Batch BF41237 - EPA 5035A											
LCS (BF41237-BS1)							Prepared & Analyzed: 06/25/2014				
1,1,1,2-Tetrachloroethane	54		ug/L	50.0		108	72-126				
1,1,1-Trichloroethane	46		"	50.0		92.2	74-126				
1,1,2,2-Tetrachloroethane	59		"	50.0		117	72-133				
1,1,2-Trichloro-1,2,2-trifluoroethane (Freon 113)	46		"	50.0		91.9	47-160				
1,1,2-Trichloroethane	56		"	50.0		113	81-124				
1,1-Dichloroethane	45		"	50.0		90.2	80-125				
1,1-Dichloroethylene	42		"	50.0		84.0	62-136				
1,1-Dichloropropylene	47		"	50.0		93.3	81-121				
1,2,3-Trichlorobenzene	55		"	50.0		109	63-154				
1,2,3-Trichloropropane	58		"	50.0		116	70-126				
1,2,4-Trichlorobenzene	53		"	50.0		106	61-158				
1,2-Dibromo-3-chloropropane	60		"	50.0		121	48-152				
1,2-Dibromoethane	55		"	50.0		109	81-123				
1,2-Dichlorobenzene	56		"	50.0		113	81-117				
1,2-Dichloroethane	47		"	50.0		93.1	67-129				
1,2-Dichloropropane	53		"	50.0		106	74-127				
1,3-Dichlorobenzene	54		"	50.0		108	84-117				
1,3-Dichloropropane	54		"	50.0		108	77-125				
1,4-Dichlorobenzene	53		"	50.0		106	85-118				
2,2-Dichloropropane	46		"	50.0		91.2	69-129				
2-Chlorotoluene	57		"	50.0		115	75-123				
4-Chlorotoluene	50		"	50.0		99.0	76-121				
Bromobenzene	54		"	50.0		108	70-130				
Bromochloromethane	41		"	50.0		81.6	73-128				
Bromodichloromethane	54		"	50.0		108	74-126				
Bromoform	61		"	50.0		122	63-137				
Bromomethane	34		"	50.0		67.0	24-144				
Carbon tetrachloride	47		"	50.0		94.0	68-132				
Chlorobenzene	54		"	50.0		107	87-115				
Chloroethane	44		"	50.0		88.9	39-146				
Chloroform	46		"	50.0		91.3	84-120				
Chloromethane	45		"	50.0		89.1	35-153				
cis-1,2-Dichloroethylene	45		"	50.0		89.2	86-121				
cis-1,3-Dichloropropylene	53		"	50.0		107	78-122				
Dibromochloromethane	58		"	50.0		116	41-149				
Dibromomethane	51		"	50.0		103	82-118				
Dichlorodifluoromethane	45		"	50.0		90.4	52-143				
Hexachlorobutadiene	52		"	50.0		104	70-133				
Methylene chloride	42		"	50.0		84.1	48-143				
Tetrachloroethylene	51		"	50.0		102	76-129				
trans-1,2-Dichloroethylene	44		"	50.0		88.0	66-136				
trans-1,3-Dichloropropylene	55		"	50.0		109	71-128				
Trichloroethylene	52		"	50.0		105	83-118				
Trichlorofluoromethane	46		"	50.0		91.6	54-141				
Vinyl Chloride	43		"	50.0		85.3	38-147				
Surrogate: 1,2-Dichloroethane-d4	*50.7*		*"*	*50.0*		*101*	*67-130*				
Surrogate: p-Bromofluorobenzene	*48.6*		*"*	*50.0*		*97.1*	*75-127*				
Surrogate: Toluene-d8	*54.1*		*"*	*50.0*		*108*	*90-112*				

Volatile Organic Compounds by GC/MS - Quality Control Data

York Analytical Laboratories, Inc.

Analyte	Result	Reporting Limit	Units	Spike Level	Source* Result	%REC	%REC Limits	Flag	RPD	RPD Limit	Flag
Batch BF41237 - EPA 5035A											
LCS Dup (BF41237-BSD1)							Prepared & Analyzed: 06/25/2014				
1,1,1,2-Tetrachloroethane	51		ug/L	50.0		101	72-126		6.52	30	
1,1,1-Trichloroethane	44		"	50.0		88.5	74-126		4.10	30	
1,1,2,2-Tetrachloroethane	52		"	50.0		105	72-133		11.3	30	
1,1,2-Trichloro-1,2,2-trifluoroethane (Freon 113)	49		"	50.0		98.1	47-160		6.55	30	
1,1,2-Trichloroethane	51		"	50.0		102	81-124		9.75	30	
1,1-Dichloroethane	45		"	50.0		90.1	80-125		0.0665	30	
1,1-Dichloroethylene	45		"	50.0		90.4	62-136		7.29	30	
1,1-Dichloropropylene	44		"	50.0		87.2	81-121		6.76	30	
1,2,3-Trichlorobenzene	53		"	50.0		106	63-154		2.75	30	
1,2,3-Trichloropropane	51		"	50.0		102	70-126		12.1	30	
1,2,4-Trichlorobenzene	52		"	50.0		104	61-158		2.29	30	
1,2-Dibromo-3-chloropropane	53		"	50.0		106	48-152		12.7	30	
1,2-Dibromoethane	54		"	50.0		107	81-123		1.83	30	
1,2-Dichlorobenzene	54		"	50.0		108	81-117		4.19	30	
1,2-Dichloroethane	45		"	50.0		89.8	67-129		3.61	30	
1,2-Dichloropropane	51		"	50.0		101	74-127		4.31	30	
1,3-Dichlorobenzene	54		"	50.0		107	84-117		0.985	30	
1,3-Dichloropropane	51		"	50.0		102	77-125		5.67	30	
1,4-Dichlorobenzene	54		"	50.0		107	85-118		1.77	30	
2,2-Dichloropropane	44		"	50.0		87.7	69-129		3.87	30	
2-Chlorotoluene	57		"	50.0		114	75-123		0.982	30	
4-Chlorotoluene	48		"	50.0		96.7	76-121		2.31	30	
Bromobenzene	53		"	50.0		107	70-130		1.34	30	
Bromochloromethane	38		"	50.0		76.7	73-128		6.22	30	
Bromodichloromethane	51		"	50.0		103	74-126		5.11	30	
Bromoform	56		"	50.0		112	63-137		8.01	30	
Bromomethane	36		"	50.0		72.7	24-144		8.22	30	
Carbon tetrachloride	46		"	50.0		91.9	68-132		2.28	30	
Chlorobenzene	52		"	50.0		104	87-115		2.69	30	
Chloroethane	47		"	50.0		93.8	39-146		5.37	30	
Chloroform	44		"	50.0		89.0	84-120		2.53	30	
Chloromethane	43		"	50.0		86.9	35-153		2.48	30	
cis-1,2-Dichloroethylene	45		"	50.0		89.3	86-121		0.112	30	
cis-1,3-Dichloropropylene	53		"	50.0		105	78-122		1.45	30	
Dibromochloromethane	54		"	50.0		108	41-149		6.78	30	
Dibromomethane	48		"	50.0		96.3	82-118		6.49	30	
Dichlorodifluoromethane	43		"	50.0		85.5	52-143		5.57	30	
Hexachlorobutadiene	54		"	50.0		108	70-133		4.01	30	
Methylene chloride	45		"	50.0		90.3	48-143		7.18	30	
Tetrachloroethylene	51		"	50.0		102	76-129		0.843	30	
trans-1,2-Dichloroethylene	43		"	50.0		85.3	66-136		3.14	30	
trans-1,3-Dichloropropylene	54		"	50.0		107	71-128		1.48	30	
Trichloroethylene	51		"	50.0		103	83-118		1.91	30	
Trichlorofluoromethane	48		"	50.0		95.7	54-141		4.34	30	
Vinyl Chloride	45		"	50.0		90.8	38-147		6.22	30	
Surrogate: 1,2-Dichloroethane-d4	*48.2*		*"*	*50.0*		*96.3*	*67-130*				
Surrogate: p-Bromofluorobenzene	*48.5*		*"*	*50.0*		*97.0*	*75-127*				
Surrogate: Toluene-d8	*53.6*		*"*	*50.0*		*107*	*90-112*				

Volatile Organic Compounds by GC/MS - Quality Control Data

York Analytical Laboratories, Inc.

Analyte	Result	Reporting Limit	Units	Spike Level	Source* Result	%REC	%REC Limits	Flag	RPD	RPD Limit	Flag
Batch BF41416 - EPA 5035A											
Blank (BF41416-BLK1)							Prepared & Analyzed: 06/30/2014				
1,1,1,2-Tetrachloroethane	ND	5.0	ug/kg wet								
1,1,1-Trichloroethane	ND	5.0	"								
1,1,2,2-Tetrachloroethane	ND	5.0	"								
1,1,2-Trichloro-1,2,2-trifluoroethane (Freon 113)	ND	5.0	"								
1,1,2-Trichloroethane	ND	5.0	"								
1,1-Dichloroethane	ND	5.0	"								
1,1-Dichloroethylene	ND	5.0	"								
1,1-Dichloropropylene	ND	5.0	"								
1,2,3-Trichlorobenzene	ND	10	"								
1,2,3-Trichloropropane	ND	5.0	"								
1,2,4-Trichlorobenzene	ND	10	"								
1,2-Dibromo-3-chloropropane	ND	10	"								
1,2-Dibromoethane	ND	5.0	"								
1,2-Dichlorobenzene	ND	5.0	"								
1,2-Dichloroethane	ND	5.0	"								
1,2-Dichloropropane	ND	5.0	"								
1,3-Dichlorobenzene	ND	5.0	"								
1,3-Dichloropropane	ND	5.0	"								
1,4-Dichlorobenzene	ND	5.0	"								
2,2-Dichloropropane	ND	5.0	"								
2-Chlorotoluene	ND	5.0	"								
4-Chlorotoluene	ND	5.0	"								
Bromobenzene	ND	5.0	"								
Bromochloromethane	ND	5.0	"								
Bromodichloromethane	ND	5.0	"								
Bromoform	ND	5.0	"								
Bromomethane	ND	5.0	"								
Carbon tetrachloride	ND	5.0	"								
Chlorobenzene	ND	5.0	"								
Chloroethane	ND	5.0	"								
Chloroform	ND	5.0	"								
Chloromethane	ND	5.0	"								
cis-1,2-Dichloroethylene	ND	5.0	"								
cis-1,3-Dichloropropylene	ND	5.0	"								
Dibromochloromethane	ND	5.0	"								
Dibromomethane	ND	5.0	"								
Dichlorodifluoromethane	ND	5.0	"								
Hexachlorobutadiene	ND	5.0	"								
Methylene chloride	ND	10	"								
Tetrachloroethylene	ND	5.0	"								
trans-1,2-Dichloroethylene	ND	5.0	"								
trans-1,3-Dichloropropylene	ND	5.0	"								
Trichloroethylene	ND	5.0	"								
Trichlorofluoromethane	ND	5.0	"								
Vinyl Chloride	ND	5.0	"								
Surrogate: 1,2-Dichloroethane-d4	*56.2*		*ug/L*	*50.0*		*112*	*67-130*				
Surrogate: p-Bromofluorobenzene	*47.2*		*"*	*50.0*		*94.4*	*75-127*				
Surrogate: Toluene-d8	*55.8*		*"*	*50.0*		*112*	*90-112*				

Volatile Organic Compounds by GC/MS - Quality Control Data

York Analytical Laboratories, Inc.

Analyte	Result	Reporting Limit	Units	Spike Level	Source* Result	%REC	%REC Limits	Flag	RPD	RPD Limit	Flag
Batch BF41416 - EPA 5035A											
LCS (BF41416-BS1)							Prepared & Analyzed: 06/30/2014				
1,1,1,2-Tetrachloroethane	51		ug/L	50.0		103	72-126				
1,1,1-Trichloroethane	44		"	50.0		88.4	74-126				
1,1,2,2-Tetrachloroethane	51		"	50.0		102	72-133				
1,1,2-Trichloro-1,2,2-trifluoroethane (Freon 113)	45		"	50.0		89.3	47-160				
1,1,2-Trichloroethane	50		"	50.0		101	81-124				
1,1-Dichloroethane	42		"	50.0		83.8	80-125				
1,1-Dichloroethylene	45		"	50.0		90.2	62-136				
1,1-Dichloropropylene	43		"	50.0		86.7	81-121				
1,2,3-Trichlorobenzene	52		"	50.0		104	63-154				
1,2,3-Trichloropropane	52		"	50.0		104	70-126				
1,2,4-Trichlorobenzene	52		"	50.0		103	61-158				
1,2-Dibromo-3-chloropropane	52		"	50.0		104	48-152				
1,2-Dibromoethane	52		"	50.0		104	81-123				
1,2-Dichlorobenzene	51		"	50.0		101	81-117				
1,2-Dichloroethane	43		"	50.0		86.7	67-129				
1,2-Dichloropropane	49		"	50.0		97.4	74-127				
1,3-Dichlorobenzene	50		"	50.0		101	84-117				
1,3-Dichloropropane	50		"	50.0		101	77-125				
1,4-Dichlorobenzene	50		"	50.0		100	85-118				
2,2-Dichloropropane	45		"	50.0		90.8	69-129				
2-Chlorotoluene	49		"	50.0		98.2	75-123				
4-Chlorotoluene	50		"	50.0		99.2	76-121				
Bromobenzene	50		"	50.0		99.0	70-130				
Bromochloromethane	38		"	50.0		76.1	73-128				
Bromodichloromethane	50		"	50.0		99.8	74-126				
Bromoform	55		"	50.0		110	63-137				
Bromomethane	42		"	50.0		84.9	24-144				
Carbon tetrachloride	46		"	50.0		92.3	68-132				
Chlorobenzene	48		"	50.0		96.3	87-115				
Chloroethane	43		"	50.0		86.6	39-146				
Chloroform	43		"	50.0		86.6	84-120				
Chloromethane	38		"	50.0		75.6	35-153				
cis-1,2-Dichloroethylene	44		"	50.0		87.7	86-121				
cis-1,3-Dichloropropylene	50		"	50.0		100	78-122				
Dibromochloromethane	52		"	50.0		105	41-149				
Dibromomethane	46		"	50.0		91.1	82-118				
Dichlorodifluoromethane	33		"	50.0		65.2	52-143				
Hexachlorobutadiene	51		"	50.0		103	70-133				
Methylene chloride	41		"	50.0		81.9	48-143				
Tetrachloroethylene	51		"	50.0		101	76-129				
trans-1,2-Dichloroethylene	42		"	50.0		83.8	66-136				
trans-1,3-Dichloropropylene	52		"	50.0		104	71-128				
Trichloroethylene	48		"	50.0		96.2	83-118				
Trichlorofluoromethane	46		"	50.0		91.3	54-141				
Vinyl Chloride	39		"	50.0		77.5	38-147				
Surrogate: 1,2-Dichloroethane-d4	*50.2*		*"*	*50.0*		*100*	*67-130*				
Surrogate: p-Bromofluorobenzene	*48.6*		*"*	*50.0*		*97.3*	*75-127*				
Surrogate: Toluene-d8	*52.2*		*"*	*50.0*		*104*	*90-112*				

Volatile Organic Compounds by GC/MS - Quality Control Data

York Analytical Laboratories, Inc.

Analyte	Result	Reporting Limit	Units	Spike Level	Source* Result	%REC	%REC Limits	Flag	RPD	RPD Limit	Flag
Batch BF41416 - EPA 5035A											
LCS Dup (BF41416-BSD1)							Prepared & Analyzed: 06/30/2014				
1,1,1,2-Tetrachloroethane	56		ug/L	50.0		112	72-126		8.84	30	
1,1,1-Trichloroethane	48		"	50.0		96.2	74-126		8.43	30	
1,1,2,2-Tetrachloroethane	54		"	50.0		108	72-133		6.26	30	
1,1,2-Trichloro-1,2,2-trifluoroethane (Freon 113)	49		"	50.0		98.0	47-160		9.31	30	
1,1,2-Trichloroethane	52		"	50.0		105	81-124		4.07	30	
1,1-Dichloroethane	48		"	50.0		95.9	80-125		13.4	30	
1,1-Dichloroethylene	47		"	50.0		94.8	62-136		4.99	30	
1,1-Dichloropropylene	48		"	50.0		96.7	81-121		10.8	30	
1,2,3-Trichlorobenzene	58		"	50.0		115	63-154		10.7	30	
1,2,3-Trichloropropane	52		"	50.0		103	70-126		1.02	30	
1,2,4-Trichlorobenzene	55		"	50.0		111	61-158		7.22	30	
1,2-Dibromo-3-chloropropane	55		"	50.0		110	48-152		4.79	30	
1,2-Dibromoethane	53		"	50.0		106	81-123		2.30	30	
1,2-Dichlorobenzene	56		"	50.0		113	81-117		10.8	30	
1,2-Dichloroethane	48		"	50.0		96.6	67-129		10.8	30	
1,2-Dichloropropane	52		"	50.0		105	74-127		7.09	30	
1,3-Dichlorobenzene	56		"	50.0		112	84-117		10.9	30	
1,3-Dichloropropane	53		"	50.0		106	77-125		4.94	30	
1,4-Dichlorobenzene	54		"	50.0		109	85-118		7.97	30	
2,2-Dichloropropane	49		"	50.0		98.5	69-129		8.07	30	
2-Chlorotoluene	54		"	50.0		109	75-123		10.2	30	
4-Chlorotoluene	54		"	50.0		108	76-121		8.81	30	
Bromobenzene	53		"	50.0		106	70-130		6.54	30	
Bromochloromethane	41		"	50.0		82.3	73-128		7.78	30	
Bromodichloromethane	54		"	50.0		108	74-126		8.18	30	
Bromoform	60		"	50.0		119	63-137		8.04	30	
Bromomethane	46		"	50.0		92.6	24-144		8.68	30	
Carbon tetrachloride	52		"	50.0		104	68-132		12.4	30	
Chlorobenzene	54		"	50.0		107	87-115		10.6	30	
Chloroethane	48		"	50.0		96.1	39-146		10.4	30	
Chloroform	48		"	50.0		96.0	84-120		10.2	30	
Chloromethane	40		"	50.0		80.5	35-153		6.30	30	
cis-1,2-Dichloroethylene	49		"	50.0		98.8	86-121		11.9	30	
cis-1,3-Dichloropropylene	53		"	50.0		107	78-122		6.04	30	
Dibromochloromethane	58		"	50.0		115	41-149		9.42	30	
Dibromomethane	51		"	50.0		102	82-118		11.5	30	
Dichlorodifluoromethane	40		"	50.0		79.9	52-143		20.2	30	
Hexachlorobutadiene	57		"	50.0		113	70-133		9.68	30	
Methylene chloride	37		"	50.0		74.8	48-143		9.09	30	
Tetrachloroethylene	52		"	50.0		105	76-129		3.61	30	
trans-1,2-Dichloroethylene	47		"	50.0		93.1	66-136		10.5	30	
trans-1,3-Dichloropropylene	54		"	50.0		108	71-128		3.70	30	
Trichloroethylene	52		"	50.0		104	83-118		8.02	30	
Trichlorofluoromethane	49		"	50.0		98.0	54-141		7.06	30	
Vinyl Chloride	38		"	50.0		76.3	38-147		1.61	30	
Surrogate: 1,2-Dichloroethane-d4	*50.1*		*"*	*50.0*		*100*	*67-130*				
Surrogate: p-Bromofluorobenzene	*48.7*		*"*	*50.0*		*97.4*	*75-127*				
Surrogate: Toluene-d8	*53.1*		*"*	*50.0*		*106*	*90-112*				

Volatile Analysis Sample Containers

Lab ID	Client Sample ID	Volatile Sample Container
14F0899-01	EW-15 (25-26.2)	40mL Vial with Stir Bar-Cool 4° C

Notes and Definitions

J	Detected below the Reporting Limit but greater than or equal to the Method Detection Limit (MDL/LOD) or in the case of a TIC, the result is an estimated concentration.

---

*	Analyte is not certified or the state of the samples origination does not offer certification for the Analyte.
ND	NOT DETECTED - the analyte is not detected at the Reported to level (LOQ/RL or LOD/MDL)
RL	REPORTING LIMIT - the minimum reportable value based upon the lowest point in the analyte calibration curve.
LOQ	LIMIT OF QUANTITATION - the minimum concentration of a target analyte that can be reported within a specified degree of confidence. This is the lowest point in an analyte calibration curve that has been subjected to all steps of the processing/analysis and verified to meet defined criteria. This is based upon NELAC 2009 Standards and applies to all analyses.
LOD	LIMIT OF DETECTION - a verified estimate of the minimum concentration of a substance in a given matrix that an analytical process can reliably detect. This is based upon NELAC 2009 Standards and applies to all analyses conducted under the auspices of EPA SW-846.
MDL	METHOD DETECTION LIMIT - a statistically derived estimate of the minimum amount of a substance an analytical system can reliably detect with a 99% confidence that the concentration of the substance is greater than zero. This is based upon 40 CFR Part 136 Appendix B and applies only to EPA 600 and 200 series methods.
Reported to	This indicates that the data for a particular analysis is reported to either the LOD/MDL, or the LOQ/RL. In cases where the "Reported to" is located above the LOD/MDL, any value between this and the LOQ represents an estimated value which is "J" flagged accordingly. This applies to volatile and semi-volatile target compounds only.
NR	Not reported
RPD	Relative Percent Difference
Wet	The data has been reported on an as-received (wet weight) basis
Low Bias	Low Bias flag indicates that the recovery of the flagged analyte is below the laboratory or regulatory lower control limit. The data user should take note that this analyte may be biased low but should evaluate multiple lines of evidence including the LCS and site-specific MS/MSD data to draw bias conclusions. In cases where no site-specific MS/MSD was requested, only the LCS data can be used to evaluate such bias.
High Bias	High Bias flag indicates that the recovery of the flagged analyte is above the laboratory or regulatory upper control limit. The data user should take note that this analyte may be biased high but should evaluate multiple lines of evidence including the LCS and site-specific MS/MSD data to draw bias conclusions. In cases where no site-specific MS/MSD was requested, only the LCS data can be used to evaluate such bias.
Non-Dir.	Non-dir. flag (Non-Directional Bias) indicates that the Relative Percent Difference (RPD) (a measure of precision) among the MS and MSD data is outside the laboratory or regulatory control limit. This alerts the data user where the MS and MSD are from site-specific samples that the RPD is high due to either non-homogeneous distribution of target analyte between the MS/MSD or indicates poor reproducibility for other reasons.

If EPA SW-846 method 8270 is included herein it is noted that the target compound N-nitrosodiphenylamine (NDPA) decomposes in the gas chromatographic inlet and cannot be separated from diphenylamine (DPA). These results could actually represent 100% DPA, 100% NDPA or some combination of the two.
For this reason, York reports the combined result for n-nitrosodiphenylamine and diphenylamine for either of these compounds as a combined concentration as Diphenylamine.

If Total PCBs are detected and the target aroclors reported are "Not detected", the Total PCB value is reported due to the presence of either or both Aroclors 1262 and 1268 which are non-target aroclors for some regulatory lists.

2-chloroethylvinyl ether readily breaks down under acidic conditions. Samples that are acid preserved, including standards will exhibit breakdown. The data user should take note.

Certification for pH is no longer offered by NYDOH ELAP.

Semi-Volatile and Volatile analyses are reported down to the LOD/MDL, with values between the LOD/MDL and the LOQ being "J" flagged as estimated results.

Laboratory Chain-of-Custody Record

York Project (SDG) No.: 14F0899

Samples Received: 06/23/2014 10:09 **By:** Erienne Schneck **Logged In:** 06/23/2014 12:09 **By:** Erienne Schneck

Sample Conditions:

- [ ] Custody Seals
- [x] Containers Intact
- [ ] COC/Labels Agree
- [x] Preservation Confirmed
- [x] Cooler Temperature Confirmed
- [x] COC Complete
- [x] Chain of Custody Form Received
- [x] Appropriate Sample Volumes Received
- [x] Appropriate Sample Containers Submitted
- [x] Samples Submitted within Holding Times
- [ ] Corrective Action Form Required

Preparation Chain-of-Custody

Sample ID	Reason Prep	Prep Start Date	Prep End Date	Prep Analyst
14F0899-01	% Solids Prep	06/26/2014 11:20	06/26/2014 11:20	Ali Akbar
14F0899-01	EPA 5035A	06/25/2014 8:12	06/25/2014 8:12	Bryan G. Slight

Analysis Chain-of-Custody

Sample ID	Reason Analysis	Analysis Start Date	Analysis End Date	Analyst
14F0899-01	Total Solids	06/26/2014 11:20	06/27/2014 14:10	Kamrunnahar Kanny
14F0899-01	Volatile Organics, 8260 Halogenated I	06/25/2014 8:12	06/30/2014 11:45	Steve Swift

YORK ANALYTICAL LABORATORIES
120 RESEARCH DR.
STRATFORD, CT 06615
(203) 325-1371
FAX (203) 357-0166

Field Chain-of-Custody Record

NOTE: York's Std. Terms & Conditions are listed on the back side of this document.
This document serves as your written authorization to York to proceed with the analyses requested and your signature binds you to York's Std. Terms & Conditions.

York Project No. 14F0899

YOUR Information	Report To:	Invoice To:
Company: LBG, Inc.	Company: Same	Company: Same
Address: 4 Research Drive Shelton, CT 06484	Address: ↙	Address: ↙
Phone No. 203-929-8555	Phone No.	Phone No.
Contact Person: Karen Destefani	Attention: ↙	Attention: ↙
E-Mail Address: kdestefani@lbgct.com	E-Mail Address:	E-Mail Address:

YOUR Project ID: SNYGEN

Purchase Order No.

Samples from: CT ___ NY X NJ ___

Turn-Around Time
- RUSH - Same Day ☐
- RUSH - Next Day ☐
- RUSH - Two Day ☐
- RUSH - Three Day ☐
- RUSH - Four Day ☐
- Standard(5-7 Days) X

Report Type
- Summary Report ___
- Summary w/ QA Summary ___
- CT RCP Package ___
- CTRCP DQA/DUE Pkg ___
- NY ASP A Package ___
- NY ASP B Package X
- NJDEP Red. Deliv. ___

Electronic Data Deliverables (EDD)
- Simple Excel ___
- NYSDEC EQuIS ___
- EQuIS (std) ___
- EZ-EDD (EQuIS) ___
- NJDEP SRP HazSite EDD ___
- GIS/KEY (std) ___
- Other LBG X
- **York Regulatory Comparison**
- **Excel Spreadsheet** X

Compare to the following Regs. (please fill in):

Print Clearly and Legibly. All Information must be complete. Samples will NOT be logged in and the turn-around time clock will not begin until any questions by York are resolved.

Volatiles		Semi-Vols.	Pest/PCB/Herb	Metals	Misc. Org.	Full Lists	Misc.
8260 full	TICs	8270 or 625	8082PCB	RCRA8	TPH GRO	Pri.Poll.	Corrosivity
624	Site Spec.	STARS list	8081Pest	PP13 list	TPH DRO	TCL Organics	Reactivity
STARS list	Nassau Co.	BN Only	8151Herb	TAL	CT ETPH	TAL Met/CN	Ignitability
BTEX	Suffolk Co.	Acids Only	CT RCP	CT15 list	NY 310-13	Full TCLP	Flash Point
MTBE	Ketones	PAH list	App. IX	TAGM list	TPH 1664	Full App. IX	Sieve Anal.
TCL list	Oxygenates	TAGM list	Site Spec.	NJDEP list	Air TO14A	Part360-Routine	Heterotrophs
TAGM list	TCLP list	CT RCP list	SPLP or TCLP	Total	Air TO15	Part360-Baseline	TOX
CT RCP list	524.2	TCL list	TCLP Pest	Dissolved	Air STARS	Part360-Expanded Not Detected/Future	BTU/lb.
Arom. only	502.2	NJDEP list	TCLP Herb	SPLP or TCLP	Air VPH	Part360-Expanded Full List	Aquatic Tox.
Halog.only	NJDEP list	App. IX	Chlordane	Indiv. Metals	Air TICs	NYCDEP Sewer	TOC
App.IX list	SPLP or TCLP	TCLP BNA	608 Pest	LIST Below	Methane	NYSDEC Sewer	Asbestos
8021B list		SPLP or TCLP	608 PCB		Helium	TAGM	Silica

Matrix Codes
- S - soil
- Other - specify(oil, etc.)
- WW - wastewater
- GW - groundwater
- DW - drinking water
- Air-A - ambient air
- Air-SV - soil vapor

Samples Collected/Authorized By (Signature): Pat

Name (printed): Pat Welsh

Sample Identification	Date/Time Sampled	Sample Matrix	Choose Analyses Needed from the Menu Above and Enter Below	Container Description(s)
EW-15 (25-26.2)	6/21/14 @1310	Soil	halogenated VOCs 8260	3-VOA 1-4oz

Comments

Preservation Check those Applicable: 4°C ___ Frozen ___ HCl ___ MeOH ___ HNO_3 ___ H_2SO_4 ___ NaOH ___ ZnAc ___ Ascorbic Acid ___ Other ___

Special Instructions
- Field Filtered ☐
- Lab to Filter ☐

Samples Relinquished By	Date/Time	Samples Received By	Date/Time
[signature]	6/23/14 10:00	C. Schreck	6/23/14 10:00
Samples Relinquished By	Date/Time	Samples Received in LAB by	Date/Time

Temperature on Receipt 3.6 °C

York Analytical Laboratories, Inc.

SDG: 14F0899

CLASS: VOA

METHOD: EPA 8260C

DATA PACKAGE COVER PAGE

EPA 8260C

Laboratory: York Analytical Laboratories, Inc. SDG: 14F0899

Client: Leggette Brashears & Graham Shelton Office Project: SNYGEN

Client Sample Id:	Lab Sample Id:
EW-15 (25-26.2)	14F0899-01
EW-15 (25-26.2)	14F0899-01RE1

I certify that this data package is in compliance with the terms and conditions of the contract, both technically and for completeness, for other than the conditions detailed above. Release of the data contained in this hardcopy data package and in computer-readable data submitted on diskette has been autorized by the Laboratory Manager or the Manager's designee, as verified by the following signatures.

Signature: Name: Benjamin Gulizia

Date: 7/21/2014 Title: Laboratory Director

FORM II **SURROGATE STANDARD RECOVERY AND RT SUMMARY**

EPA 8260C

Laboratory: York Analytical Laboratories, Inc. SDG: 14F0899

Client: Leggette Brashears & Graham Shelton Office Project: SNYGEN

Sequence: Instrument:

Matrix: Soil Calibration:

Surrogate Compound	Spike Level ug/L	% Recovery	Recovery Limits	RT	Calibration Mean RT	RT Diff	RT Diff Limit	Q
LCS (BF41237-BS1)			Lab File ID: V524490L.D		Analyzed: 06/25/14 13:30			
1,2-Dichloroethane-d4	50.0	101	67 - 130	5.63				
p-Bromofluorobenzene	50.0	97.1	75 - 127	10.2				
Toluene-d8	50.0	108	90 - 112	7.43				
LCS Dup (BF41237-BSD1)			Lab File ID: V524491U.D		Analyzed: 06/25/14 14:05			
1,2-Dichloroethane-d4	50.0	96.3	67 - 130	5.63				
p-Bromofluorobenzene	50.0	97.0	75 - 127	10.2				
Toluene-d8	50.0	107	90 - 112	7.43				
Blank (BF41237-BLK1)			Lab File ID: V524492B.D		Analyzed: 06/25/14 14:40			
1,2-Dichloroethane-d4	50.0	102	67 - 130	5.63				
p-Bromofluorobenzene	50.0	97.0	75 - 127	10.2				
Toluene-d8	50.0	111	90 - 112	7.43				
EW-15 (25-26.2) (14F0899-01)			Lab File ID: V524498S.D		Analyzed: 06/25/14 18:09			
1,2-Dichloroethane-d4	50.0	107	67 - 130	5.63				
p-Bromofluorobenzene	50.0	98.0	75 - 127	10.2				
Toluene-d8	50.0	111	90 - 112	7.43				
LCS (BF41416-BS1)			Lab File ID: V524563L.D		Analyzed: 06/30/14 09:59			
1,2-Dichloroethane-d4	50.0	100	67 - 130	5.62				
p-Bromofluorobenzene	50.0	97.3	75 - 127	10.19				
Toluene-d8	50.0	104	90 - 112	7.42				
LCS Dup (BF41416-BSD1)			Lab File ID: V524564U.D		Analyzed: 06/30/14 10:35			
1,2-Dichloroethane-d4	50.0	100	67 - 130	5.62				
p-Bromofluorobenzene	50.0	97.4	75 - 127	10.19				
Toluene-d8	50.0	106	90 - 112	7.42				
Blank (BF41416-BLK1)			Lab File ID: V524565B.D		Analyzed: 06/30/14 11:09			
1,2-Dichloroethane-d4	50.0	112	67 - 130	5.62				
p-Bromofluorobenzene	50.0	94.4	75 - 127	10.19				
Toluene-d8	50.0	112	90 - 112	7.42				

FORM III

LCS / LCS DUPLICATE RECOVERY

EPA 8260C

Laboratory:	York Analytical Laboratories, Inc.	SDG:	14F0899
Client:	Leggette Brashears & Graham Shelton Office	Project:	SNYGEN
Matrix:	Soil		
Batch:	BF41237	Laboratory ID:	BF41237-BS1
Preparation:	EPA 5035A	Initial/Final:	5 g / 5 ml

COMPOUND	SPIKE ADDED (ug/L)	LCS CONCENTRATION (ug/L)	LCS % REC. #	QC LIMITS REC.
1,1,1,2-Tetrachloroethane	50.0	54	108	72 - 126
1,1,1-Trichloroethane	50.0	46	92.2	74 - 126
1,1,2,2-Tetrachloroethane	50.0	59	117	72 - 133
1,1,2-Trichloro-1,2,2-trifluoroethane (Freon 113)	50.0	46	91.9	47 - 160
1,1,2-Trichloroethane	50.0	56	113	81 - 124
1,1-Dichloroethane	50.0	45	90.2	80 - 125
1,1-Dichloroethylene	50.0	42	84.0	62 - 136
1,1-Dichloropropylene	50.0	47	93.3	81 - 121
1,2,3-Trichlorobenzene	50.0	55	109	63 - 154
1,2,3-Trichloropropane	50.0	58	116	70 - 126
1,2,4-Trichlorobenzene	50.0	53	106	61 - 158
1,2-Dibromo-3-chloropropane	50.0	60	121	48 - 152
1,2-Dibromoethane	50.0	55	109	81 - 123
1,2-Dichlorobenzene	50.0	56	113	81 - 117
1,2-Dichloroethane	50.0	47	93.1	67 - 129
1,2-Dichloropropane	50.0	53	106	74 - 127
1,3-Dichlorobenzene	50.0	54	108	84 - 117
1,3-Dichloropropane	50.0	54	108	77 - 125
1,4-Dichlorobenzene	50.0	53	106	85 - 118
2,2-Dichloropropane	50.0	46	91.2	69 - 129
2-Chlorotoluene	50.0	57	115	75 - 123
4-Chlorotoluene	50.0	50	99.0	76 - 121
Bromobenzene	50.0	54	108	70 - 130
Bromochloromethane	50.0	41	81.6	73 - 128
Bromodichloromethane	50.0	54	108	74 - 126
Bromoform	50.0	61	122	63 - 137
Bromomethane	50.0	34	67.0	24 - 144
Carbon tetrachloride	50.0	47	94.0	68 - 132
Chlorobenzene	50.0	54	107	87 - 115
Chloroethane	50.0	44	88.9	39 - 146

FORM III

LCS / LCS DUPLICATE RECOVERY

EPA 8260C

Laboratory:	York Analytical Laboratories, Inc.	SDG:	14F0899
Client:	Leggette Brashears & Graham Shelton Office	Project:	SNYGEN
Matrix:	Soil		
Batch:	BF41237	Laboratory ID:	BF41237-BS1
Preparation:	EPA 5035A	Initial/Final:	5 g / 5 ml

COMPOUND	SPIKE ADDED (ug/L)	LCS CONCENTRATION (ug/L)	LCS % REC. #	QC LIMITS REC.
Chloroform	50.0	46	91.3	84 - 120
Chloromethane	50.0	45	89.1	35 - 153
cis-1,2-Dichloroethylene	50.0	45	89.2	86 - 121
cis-1,3-Dichloropropylene	50.0	53	107	78 - 122
Dibromochloromethane	50.0	58	116	41 - 149
Dibromomethane	50.0	51	103	82 - 118
Dichlorodifluoromethane	50.0	45	90.4	52 - 143
Hexachlorobutadiene	50.0	52	104	70 - 133
Methylene chloride	50.0	42	84.1	48 - 143
Tetrachloroethylene	50.0	51	102	76 - 129
trans-1,2-Dichloroethylene	50.0	44	88.0	66 - 136
trans-1,3-Dichloropropylene	50.0	55	109	71 - 128
Trichloroethylene	50.0	52	105	83 - 118
Trichlorofluoromethane	50.0	46	91.6	54 - 141
Vinyl Chloride	50.0	43	85.3	38 - 147

Column to be used to flag recovery and RPD values with an asterisk

* Values outside of QC limits

FORM III

LCS / LCS DUPLICATE RECOVERY

EPA 8260C

Laboratory:	York Analytical Laboratories, Inc.	SDG:	14F0899
Client:	Leggette Brashears & Graham Shelton Office	Project:	SNYGEN
Matrix:	Soil		
Batch:	BF41237	Laboratory ID:	BF41237-BSD1
Preparation:	EPA 5035A	Initial/Final:	5 g / 5 ml

COMPOUND	SPIKE ADDED (ug/L)	LCSD CONCENTRATION (ug/L)	LCSD % REC. #	% RPD #	QC LIMITS RPD	QC LIMITS REC.
1,1,1,2-Tetrachloroethane	50.0	51	101	6.52	30	72 - 126
1,1,1-Trichloroethane	50.0	44	88.5	4.10	30	74 - 126
1,1,2,2-Tetrachloroethane	50.0	52	105	11.3	30	72 - 133
1,1,2-Trichloro-1,2,2-trifluoroethane	50.0	49	98.1	6.55	30	47 - 160
1,1,2-Trichloroethane	50.0	51	102	9.75	30	81 - 124
1,1-Dichloroethane	50.0	45	90.1	0.0665	30	80 - 125
1,1-Dichloroethylene	50.0	45	90.4	7.29	30	62 - 136
1,1-Dichloropropylene	50.0	44	87.2	6.76	30	81 - 121
1,2,3-Trichlorobenzene	50.0	53	106	2.75	30	63 - 154
1,2,3-Trichloropropane	50.0	51	102	12.1	30	70 - 126
1,2,4-Trichlorobenzene	50.0	52	104	2.29	30	61 - 158
1,2-Dibromo-3-chloropropane	50.0	53	106	12.7	30	48 - 152
1,2-Dibromoethane	50.0	54	107	1.83	30	81 - 123
1,2-Dichlorobenzene	50.0	54	108	4.19	30	81 - 117
1,2-Dichloroethane	50.0	45	89.8	3.61	30	67 - 129
1,2-Dichloropropane	50.0	51	101	4.31	30	74 - 127
1,3-Dichlorobenzene	50.0	54	107	0.985	30	84 - 117
1,3-Dichloropropane	50.0	51	102	5.67	30	77 - 125
1,4-Dichlorobenzene	50.0	54	107	1.77	30	85 - 118
2,2-Dichloropropane	50.0	44	87.7	3.87	30	69 - 129
2-Chlorotoluene	50.0	57	114	0.982	30	75 - 123
4-Chlorotoluene	50.0	48	96.7	2.31	30	76 - 121
Bromobenzene	50.0	53	107	1.34	30	70 - 130
Bromochloromethane	50.0	38	76.7	6.22	30	73 - 128
Bromodichloromethane	50.0	51	103	5.11	30	74 - 126
Bromoform	50.0	56	112	8.01	30	63 - 137
Bromomethane	50.0	36	72.7	8.22	30	24 - 144
Carbon tetrachloride	50.0	46	91.9	2.28	30	68 - 132
Chlorobenzene	50.0	52	104	2.69	30	87 - 115
Chloroethane	50.0	47	93.8	5.37	30	39 - 146

FORM III

LCS / LCS DUPLICATE RECOVERY

EPA 8260C

Laboratory:	York Analytical Laboratories, Inc.	SDG:	14F0899
Client:	Leggette Brashears & Graham Shelton Office	Project:	SNYGEN
Matrix:	Soil		
Batch:	BF41237	Laboratory ID:	BF41237-BSD1
Preparation:	EPA 5035A	Initial/Final:	5 g / 5 ml

COMPOUND	SPIKE ADDED (ug/L)	LCSD CONCENTRATION (ug/L)	LCSD % REC. #	% RPD #	QC LIMITS RPD	QC LIMITS REC.
Chloroform	50.0	44	89.0	2.53	30	84 - 120
Chloromethane	50.0	43	86.9	2.48	30	35 - 153
cis-1,2-Dichloroethylene	50.0	45	89.3	0.112	30	86 - 121
cis-1,3-Dichloropropylene	50.0	53	105	1.45	30	78 - 122
Dibromochloromethane	50.0	54	108	6.78	30	41 - 149
Dibromomethane	50.0	48	96.3	6.49	30	82 - 118
Dichlorodifluoromethane	50.0	43	85.5	5.57	30	52 - 143
Hexachlorobutadiene	50.0	54	108	4.01	30	70 - 133
Methylene chloride	50.0	45	90.3	7.18	30	48 - 143
Tetrachloroethylene	50.0	51	102	0.843	30	76 - 129
trans-1,2-Dichloroethylene	50.0	43	85.3	3.14	30	66 - 136
trans-1,3-Dichloropropylene	50.0	54	107	1.48	30	71 - 128
Trichloroethylene	50.0	51	103	1.91	30	83 - 118
Trichlorofluoromethane	50.0	48	95.7	4.34	30	54 - 141
Vinyl Chloride	50.0	45	90.8	6.22	30	38 - 147

Column to be used to flag recovery and RPD values with an asterisk

* Values outside of QC limits

FORM III

LCS / LCS DUPLICATE RECOVERY

EPA 8260C

Laboratory:	York Analytical Laboratories, Inc.	SDG:	14F0899
Client:	Leggette Brashears & Graham Shelton Office	Project:	SNYGEN
Matrix:	Soil		
Batch:	BF41416	Laboratory ID:	BF41416-BS1
Preparation:	EPA 5035A	Initial/Final:	5 g / 5 ml

COMPOUND	SPIKE ADDED (ug/L)	LCS CONCENTRATION (ug/L)	LCS % REC. #	QC LIMITS REC.
1,1,1,2-Tetrachloroethane	50.0	51	103	72 - 126
1,1,1-Trichloroethane	50.0	44	88.4	74 - 126
1,1,2,2-Tetrachloroethane	50.0	51	102	72 - 133
1,1,2-Trichloro-1,2,2-trifluoroethane (Freon 113)	50.0	45	89.3	47 - 160
1,1,2-Trichloroethane	50.0	50	101	81 - 124
1,1-Dichloroethane	50.0	42	83.8	80 - 125
1,1-Dichloroethylene	50.0	45	90.2	62 - 136
1,1-Dichloropropylene	50.0	43	86.7	81 - 121
1,2,3-Trichlorobenzene	50.0	52	104	63 - 154
1,2,3-Trichloropropane	50.0	52	104	70 - 126
1,2,4-Trichlorobenzene	50.0	52	103	61 - 158
1,2-Dibromo-3-chloropropane	50.0	52	104	48 - 152
1,2-Dibromoethane	50.0	52	104	81 - 123
1,2-Dichlorobenzene	50.0	51	101	81 - 117
1,2-Dichloroethane	50.0	43	86.7	67 - 129
1,2-Dichloropropane	50.0	49	97.4	74 - 127
1,3-Dichlorobenzene	50.0	50	101	84 - 117
1,3-Dichloropropane	50.0	50	101	77 - 125
1,4-Dichlorobenzene	50.0	50	100	85 - 118
2,2-Dichloropropane	50.0	45	90.8	69 - 129
2-Chlorotoluene	50.0	49	98.2	75 - 123
4-Chlorotoluene	50.0	50	99.2	76 - 121
Bromobenzene	50.0	50	99.0	70 - 130
Bromochloromethane	50.0	38	76.1	73 - 128
Bromodichloromethane	50.0	50	99.8	74 - 126
Bromoform	50.0	55	110	63 - 137
Bromomethane	50.0	42	84.9	24 - 144
Carbon tetrachloride	50.0	46	92.3	68 - 132
Chlorobenzene	50.0	48	96.3	87 - 115
Chloroethane	50.0	43	86.6	39 - 146

FORM III

LCS / LCS DUPLICATE RECOVERY

EPA 8260C

Laboratory:	York Analytical Laboratories, Inc.	SDG:	14F0899
Client:	Leggette Brashears & Graham Shelton Office	Project:	SNYGEN
Matrix:	Soil		
Batch:	BF41416	Laboratory ID:	BF41416-BS1
Preparation:	EPA 5035A	Initial/Final:	5 g / 5 ml

COMPOUND	SPIKE ADDED (ug/L)	LCS CONCENTRATION (ug/L)	LCS % REC. #	QC LIMITS REC.
Chloroform	50.0	43	86.6	84 - 120
Chloromethane	50.0	38	75.6	35 - 153
cis-1,2-Dichloroethylene	50.0	44	87.7	86 - 121
cis-1,3-Dichloropropylene	50.0	50	100	78 - 122
Dibromochloromethane	50.0	52	105	41 - 149
Dibromomethane	50.0	46	91.1	82 - 118
Dichlorodifluoromethane	50.0	33	65.2	52 - 143
Hexachlorobutadiene	50.0	51	103	70 - 133
Methylene chloride	50.0	41	81.9	48 - 143
Tetrachloroethylene	50.0	51	101	76 - 129
trans-1,2-Dichloroethylene	50.0	42	83.8	66 - 136
trans-1,3-Dichloropropylene	50.0	52	104	71 - 128
Trichloroethylene	50.0	48	96.2	83 - 118
Trichlorofluoromethane	50.0	46	91.3	54 - 141
Vinyl Chloride	50.0	39	77.5	38 - 147

Column to be used to flag recovery and RPD values with an asterisk

* Values outside of QC limits

FORM III

LCS / LCS DUPLICATE RECOVERY

EPA 8260C

Laboratory:	York Analytical Laboratories, Inc.	SDG:	14F0899
Client:	Leggette Brashears & Graham Shelton Office	Project:	SNYGEN
Matrix:	Soil		
Batch:	BF41416	Laboratory ID:	BF41416-BSD1
Preparation:	EPA 5035A	Initial/Final:	5 g / 5 ml

COMPOUND	SPIKE ADDED (ug/L)	LCSD CONCENTRATION (ug/L)	LCSD % REC. #	% RPD #	QC LIMITS RPD	QC LIMITS REC.
1,1,1,2-Tetrachloroethane	50.0	56	112	8.84	30	72 - 126
1,1,1-Trichloroethane	50.0	48	96.2	8.43	30	74 - 126
1,1,2,2-Tetrachloroethane	50.0	54	108	6.26	30	72 - 133
1,1,2-Trichloro-1,2,2-trifluoroethane	50.0	49	98.0	9.31	30	47 - 160
1,1,2-Trichloroethane	50.0	52	105	4.07	30	81 - 124
1,1-Dichloroethane	50.0	48	95.9	13.4	30	80 - 125
1,1-Dichloroethylene	50.0	47	94.8	4.99	30	62 - 136
1,1-Dichloropropylene	50.0	48	96.7	10.8	30	81 - 121
1,2,3-Trichlorobenzene	50.0	58	115	10.7	30	63 - 154
1,2,3-Trichloropropane	50.0	52	103	1.02	30	70 - 126
1,2,4-Trichlorobenzene	50.0	55	111	7.22	30	61 - 158
1,2-Dibromo-3-chloropropane	50.0	55	110	4.79	30	48 - 152
1,2-Dibromoethane	50.0	53	106	2.30	30	81 - 123
1,2-Dichlorobenzene	50.0	56	113	10.8	30	81 - 117
1,2-Dichloroethane	50.0	48	96.6	10.8	30	67 - 129
1,2-Dichloropropane	50.0	52	105	7.09	30	74 - 127
1,3-Dichlorobenzene	50.0	56	112	10.9	30	84 - 117
1,3-Dichloropropane	50.0	53	106	4.94	30	77 - 125
1,4-Dichlorobenzene	50.0	54	109	7.97	30	85 - 118
2,2-Dichloropropane	50.0	49	98.5	8.07	30	69 - 129
2-Chlorotoluene	50.0	54	109	10.2	30	75 - 123
4-Chlorotoluene	50.0	54	108	8.81	30	76 - 121
Bromobenzene	50.0	53	106	6.54	30	70 - 130
Bromochloromethane	50.0	41	82.3	7.78	30	73 - 128
Bromodichloromethane	50.0	54	108	8.18	30	74 - 126
Bromoform	50.0	60	119	8.04	30	63 - 137
Bromomethane	50.0	46	92.6	8.68	30	24 - 144
Carbon tetrachloride	50.0	52	104	12.4	30	68 - 132
Chlorobenzene	50.0	54	107	10.6	30	87 - 115
Chloroethane	50.0	48	96.1	10.4	30	39 - 146

FORM III

LCS / LCS DUPLICATE RECOVERY

EPA 8260C

Laboratory:	York Analytical Laboratories, Inc.	SDG:	14F0899
Client:	Leggette Brashears & Graham Shelton Office	Project:	SNYGEN
Matrix:	Soil		
Batch:	BF41416	Laboratory ID:	BF41416-BSD1
Preparation:	EPA 5035A	Initial/Final:	5 g / 5 ml

COMPOUND	SPIKE ADDED (ug/L)	LCSD CONCENTRATION (ug/L)	LCSD % REC. #	% RPD #	QC LIMITS RPD	QC LIMITS REC.
Chloroform	50.0	48	96.0	10.2	30	84 - 120
Chloromethane	50.0	40	80.5	6.30	30	35 - 153
cis-1,2-Dichloroethylene	50.0	49	98.8	11.9	30	86 - 121
cis-1,3-Dichloropropylene	50.0	53	107	6.04	30	78 - 122
Dibromochloromethane	50.0	58	115	9.42	30	41 - 149
Dibromomethane	50.0	51	102	11.5	30	82 - 118
Dichlorodifluoromethane	50.0	40	79.9	20.2	30	52 - 143
Hexachlorobutadiene	50.0	57	113	9.68	30	70 - 133
Methylene chloride	50.0	37	74.8	9.09	30	48 - 143
Tetrachloroethylene	50.0	52	105	3.61	30	76 - 129
trans-1,2-Dichloroethylene	50.0	47	93.1	10.5	30	66 - 136
trans-1,3-Dichloropropylene	50.0	54	108	3.70	30	71 - 128
Trichloroethylene	50.0	52	104	8.02	30	83 - 118
Trichlorofluoromethane	50.0	49	98.0	7.06	30	54 - 141
Vinyl Chloride	50.0	38	76.3	1.61	30	38 - 147

Column to be used to flag recovery and RPD values with an asterisk

* Values outside of QC limits

FORM I

METHOD BLANK DATA SHEET
EPA 8260C

Laboratory:	York Analytical Laboratories, Inc.		SDG:	14F0899	
Client:	Leggette Brashears & Graham Shelton Office		Project:	SNYGEN	
Matrix:	Soil	Laboratory ID:	BF41237-BLK1	File ID:	V524492B.D
Prepared:	06/25/14 08:12	Preparation:	EPA 5035A	Initial/Final:	5 g / 5 ml
Analyzed:	06/25/14 14:40	Instrument:	VOA No. 5		
Batch:	BF41237	Sequence:		Calibration:	

CAS NO.	COMPOUND	CONC. (ug/kg wet)	Q
630-20-6	1,1,1,2-Tetrachloroethane	5.0	U
71-55-6	1,1,1-Trichloroethane	5.0	U
79-34-5	1,1,2,2-Tetrachloroethane	5.0	U
76-13-1	1,1,2-Trichloro-1,2,2-trifluoroethane (Freon 113)	5.0	U
79-00-5	1,1,2-Trichloroethane	5.0	U
75-34-3	1,1-Dichloroethane	5.0	U
75-35-4	1,1-Dichloroethylene	5.0	U
563-58-6	1,1-Dichloropropylene	5.0	U
87-61-6	1,2,3-Trichlorobenzene	10	U
96-18-4	1,2,3-Trichloropropane	5.0	U
120-82-1	1,2,4-Trichlorobenzene	10	U
96-12-8	1,2-Dibromo-3-chloropropane	10	U
106-93-4	1,2-Dibromoethane	5.0	U
95-50-1	1,2-Dichlorobenzene	5.0	U
107-06-2	1,2-Dichloroethane	5.0	U
78-87-5	1,2-Dichloropropane	5.0	U
541-73-1	1,3-Dichlorobenzene	5.0	U
142-28-9	1,3-Dichloropropane	5.0	U
106-46-7	1,4-Dichlorobenzene	5.0	U
594-20-7	2,2-Dichloropropane	5.0	U
95-49-8	2-Chlorotoluene	5.0	U
106-43-4	4-Chlorotoluene	5.0	U
108-86-1	Bromobenzene	5.0	U
74-97-5	Bromochloromethane	5.0	U
75-27-4	Bromodichloromethane	5.0	U
75-25-2	Bromoform	5.0	U
74-83-9	Bromomethane	5.0	U
56-23-5	Carbon tetrachloride	5.0	U
108-90-7	Chlorobenzene	5.0	U
75-00-3	Chloroethane	5.0	U

FORM I

METHOD BLANK DATA SHEET

EPA 8260C

Laboratory:	York Analytical Laboratories, Inc.		SDG:	14F0899	
Client:	Leggette Brashears & Graham Shelton Office		Project:	SNYGEN	
Matrix:	Soil	Laboratory ID:	BF41237-BLK1	File ID:	V524492B.D
Prepared:	06/25/14 08:12	Preparation:	EPA 5035A	Initial/Final:	5 g / 5 ml
Analyzed:	06/25/14 14:40	Instrument:	VOA No. 5		
Batch:	BF41237	Sequence:		Calibration:	

CAS NO.	COMPOUND	CONC. (ug/kg wet)	Q
67-66-3	Chloroform	5.0	U
74-87-3	Chloromethane	5.0	U
156-59-2	cis-1,2-Dichloroethylene	5.0	U
10061-01-5	cis-1,3-Dichloropropylene	5.0	U
124-48-1	Dibromochloromethane	5.0	U
74-95-3	Dibromomethane	5.0	U
75-71-8	Dichlorodifluoromethane	5.0	U
87-68-3	Hexachlorobutadiene	5.0	U
75-09-2	Methylene chloride	10	U
127-18-4	Tetrachloroethylene	5.0	U
156-60-5	trans-1,2-Dichloroethylene	5.0	U
10061-02-6	trans-1,3-Dichloropropylene	5.0	U
79-01-6	Trichloroethylene	5.0	U
75-69-4	Trichlorofluoromethane	5.0	U
75-01-4	Vinyl Chloride	5.0	U

SYSTEM MONITORING COMPOUND	ADDED (ug/L)	CONC (ug/L)	% REC	QC LIMITS	Q
1,2-Dichloroethane-d4	50.0	51.2	102	67 - 130	
p-Bromofluorobenzene	50.0	48.5	97.0	75 - 127	
Toluene-d8	50.0	55.6	111	90 - 112	

FORM I

METHOD BLANK DATA SHEET
EPA 8260C

Laboratory:	York Analytical Laboratories, Inc.		SDG:	14F0899	
Client:	Leggette Brashears & Graham Shelton Office		Project:	SNYGEN	
Matrix:	Soil	Laboratory ID:	BF41416-BLK1	File ID:	V524565B.D
Prepared:	06/30/14 08:00	Preparation:	EPA 5035A	Initial/Final:	5 g / 5 ml
Analyzed:	06/30/14 11:09	Instrument:	VOA No. 5		
Batch:	BF41416	Sequence:		Calibration:	

CAS NO.	COMPOUND	CONC. (ug/kg wet)	Q
630-20-6	1,1,1,2-Tetrachloroethane	5.0	U
71-55-6	1,1,1-Trichloroethane	5.0	U
79-34-5	1,1,2,2-Tetrachloroethane	5.0	U
76-13-1	1,1,2-Trichloro-1,2,2-trifluoroethane (Freon 113)	5.0	U
79-00-5	1,1,2-Trichloroethane	5.0	U
75-34-3	1,1-Dichloroethane	5.0	U
75-35-4	1,1-Dichloroethylene	5.0	U
563-58-6	1,1-Dichloropropylene	5.0	U
87-61-6	1,2,3-Trichlorobenzene	10	U
96-18-4	1,2,3-Trichloropropane	5.0	U
120-82-1	1,2,4-Trichlorobenzene	10	U
96-12-8	1,2-Dibromo-3-chloropropane	10	U
106-93-4	1,2-Dibromoethane	5.0	U
95-50-1	1,2-Dichlorobenzene	5.0	U
107-06-2	1,2-Dichloroethane	5.0	U
78-87-5	1,2-Dichloropropane	5.0	U
541-73-1	1,3-Dichlorobenzene	5.0	U
142-28-9	1,3-Dichloropropane	5.0	U
106-46-7	1,4-Dichlorobenzene	5.0	U
594-20-7	2,2-Dichloropropane	5.0	U
95-49-8	2-Chlorotoluene	5.0	U
106-43-4	4-Chlorotoluene	5.0	U
108-86-1	Bromobenzene	5.0	U
74-97-5	Bromochloromethane	5.0	U
75-27-4	Bromodichloromethane	5.0	U
75-25-2	Bromoform	5.0	U
74-83-9	Bromomethane	5.0	U
56-23-5	Carbon tetrachloride	5.0	U
108-90-7	Chlorobenzene	5.0	U
75-00-3	Chloroethane	5.0	U

FORM I

METHOD BLANK DATA SHEET
EPA 8260C

Laboratory:	York Analytical Laboratories, Inc.		SDG:	14F0899	
Client:	Leggette Brashears & Graham Shelton Office		Project:	SNYGEN	
Matrix:	Soil	Laboratory ID:	BF41416-BLK1	File ID:	V524565B.D
Prepared:	06/30/14 08:00	Preparation:	EPA 5035A	Initial/Final:	5 g / 5 ml
Analyzed:	06/30/14 11:09	Instrument:	VOA No. 5		
Batch:	BF41416	Sequence:		Calibration:	

CAS NO.	COMPOUND	CONC. (ug/kg wet)	Q
67-66-3	Chloroform	5.0	U
74-87-3	Chloromethane	5.0	U
156-59-2	cis-1,2-Dichloroethylene	5.0	U
10061-01-5	cis-1,3-Dichloropropylene	5.0	U
124-48-1	Dibromochloromethane	5.0	U
74-95-3	Dibromomethane	5.0	U
75-71-8	Dichlorodifluoromethane	5.0	U
87-68-3	Hexachlorobutadiene	5.0	U
75-09-2	Methylene chloride	10	U
127-18-4	Tetrachloroethylene	5.0	U
156-60-5	trans-1,2-Dichloroethylene	5.0	U
10061-02-6	trans-1,3-Dichloropropylene	5.0	U
79-01-6	Trichloroethylene	5.0	U
75-69-4	Trichlorofluoromethane	5.0	U
75-01-4	Vinyl Chloride	5.0	U

SYSTEM MONITORING COMPOUND	ADDED (ug/L)	CONC (ug/L)	% REC	QC LIMITS	Q
1,2-Dichloroethane-d4	50.0	56.2	112	67 - 130	
p-Bromofluorobenzene	50.0	47.2	94.4	75 - 127	
Toluene-d8	50.0	55.8	112	90 - 112	

FORM IV

PREPARATION BATCH SUMMARY

EPA 8260C

Laboratory: York Analytical Laboratories, Inc. SDG: 14F0899

Client: Leggette Brashears & Graham Shelton Office Project: SNYGEN

Batch: BF41237 Batch Matrix: Soil Preparation: EPA 5035A

SAMPLE NAME	LAB SAMPLE ID	LAB FILE ID	DATE PREPARED	OBSERVATIONS
EW-15 (25-26.2)	14F0899-01	V524566S.D	06/25/14 08:12	
EW-15 (25-26.2)	14F0899-01	V524498S.D	06/25/14 08:12	
Blank	BF41237-BLK1	V524492B.D	06/25/14 08:12	
LCS	BF41237-BS1	V524490L.D	06/25/14 08:12	
LCS Dup	BF41237-BSD1	V524491U.D	06/25/14 08:12	

FORM IV

PREPARATION BATCH SUMMARY

EPA 8260C

Laboratory: York Analytical Laboratories, Inc. SDG: 14F0899

Client: Leggette Brashears & Graham Shelton Office Project: SNYGEN

Batch: BF41416 Batch Matrix: Soil Preparation: EPA 5035A

SAMPLE NAME	LAB SAMPLE ID	LAB FILE ID	DATE PREPARED	OBSERVATIONS
Blank	BF41416-BLK1	V524565B.D	06/30/14 08:00	
LCS	BF41416-BS1	V524563L.D	06/30/14 08:00	
LCS Dup	BF41416-BSD1	V524564U.D	06/30/14 08:00	

Form 5A

Volatile Organic Instrument Performance Check

Bromofluorobenzene (BFB)

Lab Name: York Analytical Laboratories, Inc.
Client: Leggette Brashears & Graham Shelton Office
Lab File ID: V524266B.D
Instrument ID: VOA No. 5
Calibration: V5C00094

SDG: 14F0899
Project: SNYGEN
BFB Injection Date: 06/18/14
BFB InjectionTime: 12:15
Sequence: QBV5061814A

m/e	Ion Abundance Criteria	% Relative Abundance	
50	15.0-40.0% of mass 95	16.9	
75	30.0-60.0% of mass 95	40.3	
95	Base peak, 100% relative abundance	100.0	
96	5.0-9.0% of mass 95	6.1	
173	Less than 2.0% of mass 174	0.0	91.1 **1**
174	50.0-100.0% of mass 95	91.1	
175	5.0-9.0% of mass 174	7.9	91.1 **1**
176	95.0-101.0% of mass 174	98.9	91.1 **1**
177	5.0-9.0% of mass 176	7.0	98.9 **2**

1- Value is % mass 174 **2-Value is % mass 176**

This check applies to the following samples, MS, MSD, blanks and standards

	Client Sample ID	Lab Sample ID	Lab File ID	Date Analyzed	Time Analyzed
1		5 ppb VOA CALIBRATION STD	V524267C.D	06/18/14	13:18
2		10 ppb VOA CALIBRATION STD	V524268C.D	06/18/14	13:53
3		20 ppb VOA CALIBRATION STD	V524269C.D	06/18/14	14:28
4		50 ppb VOA CALIBRATION STD	V524270C.D	06/18/14	15:03
5		100 ppb VOA CALIBRATION STD	V524271C.D	06/18/14	15:38
6		200 ppb VOA CALIBRATION STD	V524272C.D	06/18/14	16:13
7		ICV	V524274C.D	06/18/14	17:23
8					
9					
10					
11					
12					
13					
14					
15					
16					
17					
18					
19					
20					
21					
22					

Form 5A

Volatile Organic Instrument Performance Check

Bromofluorobenzene (BFB)

Lab Name: York Analytical Laboratories, Inc.
Client: Leggette Brashears & Graham Shelton Office
Lab File ID: V524489W.D
Instrument ID: VOA No. 5
Calibration: V5C00094

SDG: 14F0899
Project: SNYGEN
BFB Injection Date: 06/25/14
BFB InjectionTime: 12:22
Sequence: QBV5062514A

m/e	Ion Abundance Criteria	% Relative Abundance	
50	15.0-40.0% of mass 95	15.7	
75	30.0-60.0% of mass 95	43.2	
95	Base peak, 100% relative abundance	100.0	
96	5.0-9.0% of mass 95	6.0	
173	Less than 2.0% of mass 174	0.0	75.3 **1**
174	50.0-100.0% of mass 95	75.3	
175	5.0-9.0% of mass 174	8.7	75.3 **1**
176	95.0-101.0% of mass 174	97.0	75.3 **1**
177	5.0-9.0% of mass 176	5.1	97.0 **2**

1- Value is % mass 174 **2-Value is % mass 176**

This check applies to the following samples, MS, MSD, blanks and standards

	Client Sample ID	Lab Sample ID	Lab File ID	Date Analyzed	Time Analyzed
1		BF41237-BS1	V524490L.D	06/25/14	13:30
2		BF41237-BSD1	V524491U.D	06/25/14	14:05
3		BF41237-BLK1	V524492B.D	06/25/14	14:40
4	EW-15 (25-26.2)	14F0899-01	V524498S.D	06/25/14	18:09
5					
6					
7					
8					
9					
10					
11					
12					
13					
14					
15					
16					
17					
18					
19					
20					
21					
22					

Form 5A

Volatile Organic Instrument Performance Check

Bromofluorobenzene (BFB)

Lab Name: York Analytical Laboratories, Inc.
Client: Leggette Brashears & Graham Shelton Office
Lab File ID: V524562C.D
Instrument ID: VOA No. 5
Calibration: V5C00094

SDG: 14F0899
Project: SNYGEN
BFB Injection Date: 06/30/14
BFB InjectionTime: 09:17
Sequence: QBV5063014A

m/e	Ion Abundance Criteria	% Relative Abundance	
50	15.0-40.0% of mass 95	16.4	
75	30.0-60.0% of mass 95	43.3	
95	Base peak, 100% relative abundance	100.0	
96	5.0-9.0% of mass 95	6.6	
173	Less than 2.0% of mass 174	0.0	95.2 **1**
174	50.0-100.0% of mass 95	95.2	
175	5.0-9.0% of mass 174	7.0	95.2 **1**
176	95.0-101.0% of mass 174	98.1	95.2 **1**
177	5.0-9.0% of mass 176	6.4	98.1 **2**

1- Value is % mass 174 **2-Value is % mass 176**

This check applies to the following samples, MS, MSD, blanks and standards

	Client Sample ID	Lab Sample ID	Lab File ID	Date Analyzed	Time Analyzed
1		BF41416-BS1	V524563L.D	06/30/14	09:59
2		BF41416-BSD1	V524564U.D	06/30/14	10:35
3		BF41416-BLK1	V524565B.D	06/30/14	11:09
4	EW-15 (25-26.2) (100X)	14F0899-01 (100X)	V524566S.D	06/30/14	11:45
5					
6					
7					
8					
9					
10					
11					
12					
13					
14					
15					
16					
17					
18					
19					
20					
21					
22					

Form 8A

Volatile Internal Standard Area and RT Summary

Lab Name: York Analytical Laboratories, Inc
Client: Leggette Brashears & Graham Shelton Office
Sequence: QBV5062514A
Calibration: V5C00094
Lab File ID: V524489W.D

SDG: 14F0899
Project: SNYGEN
Instrument ID: VOA No. 5
BFB Injection Date: 06/25/14
BFB InjectionTime: 12:22

	IS 1 (FBZ)		IS 2 (CBZ)		IS 3 (DCB)	
	Area	RT	Area	RT	Area	RT
12 Hour Std	171406	5.91	584935	8.93	323036	11.91
Upper Limit	342812	6.41	1169870	9.43	646072	12.41
Lower Limit	85703	5.41	292468	8.43	161518	11.41
Client Sample ID						
BF41237-BS1	171985	5.91	586822	8.93	325571	11.92
BF41237-BSD1	180937	5.91	599987	8.93	327979	11.92
BF41237-BLK1	186543	5.91	594053	8.94	318574	11.92
EW-15 (25-26.2)	153441	5.92	530586	8.93	286057	11.92

IS 1 (FBZ) = Fluorobenzene
IS 2 (CBZ) = Chlorobenzene-d5
IS 3 (DCB) = 1,2-Dichlorobenzene-d4

Area Upper Limit +100% of internal standard area
Area Lower Limit -50% of internal standard area
RT Upper Limit +0.50 minutes of internal standard RT
RT Upper Limit -0.50 minutes of internal standard RT

* = Values outside of QC limits

Form 8A

Volatile Internal Standard Area and RT Summary

Lab Name: York Analytical Laboratories, Inc
Client: Leggette Brashears & Graham Shelton Office
Sequence: QBV5063014A
Calibration: V5C00094
Lab File ID: V524562C.D

SDG: 14F0899
Project: SNYGEN
Instrument ID: VOA No. 5
BFB Injection Date: 06/30/14
BFB InjectionTime: 09:17

	IS 1 (FBZ)		IS 2 (CBZ)		IS 3 (DCB)	
	Area	RT	Area	RT	Area	RT
12 Hour Std	173441	5.90	621382	8.92	358001	11.90
Upper Limit	346882	6.40	1242764	9.42	716002	12.40
Lower Limit	86721	5.40	310691	8.42	179001	11.40
Client Sample ID						
BF41416-BS1	183877	5.90	642235	8.93	364569	11.91
BF41416-BSD1	164013	5.90	578488	8.92	319062	11.90
BF41416-BLK1	166491	5.90	526493	8.93	336278	11.91
EW-15 (25-26.2) (100X)	152999	5.90	563918	8.93	309961	11.91

IS 1 (FBZ) = Fluorobenzene
IS 2 (CBZ) = Chlorobenzene-d5
IS 3 (DCB) = 1,2-Dichlorobenzene-d4

Area Upper Limit +100% of internal standard area
Area Lower Limit -50% of internal standard area
RT Upper Limit +0.50 minutes of internal standard RT
RT Upper Limit -0.50 minutes of internal standard RT

* = Values outside of QC limits

METHOD DETECTION AND REPORTING LIMITS

EPA 8260C

Laboratory: York Analytical Laboratories, Inc. **SDG:** 14F0899

Client: Leggette Brashears & Graham Shelton Office **Project:** SNYGEN

Matrix: Soil **Instrument:**

Analyte	LOD	LOQ	Units
1,1,1,2-Tetrachloroethane	2.5	5.0	ug/kg
1,1,1-Trichloroethane	2.5	5.0	ug/kg
1,1,2,2-Tetrachloroethane	2.5	5.0	ug/kg
1,1,2-Trichloro-1,2,2-trifluoroethane (Fr	2.5	5.0	ug/kg
1,1,2-Trichloroethane	2.5	5.0	ug/kg
1,1-Dichloroethane	2.5	5.0	ug/kg
1,1-Dichloroethylene	2.5	5.0	ug/kg
1,1-Dichloropropylene	2.5	5.0	ug/kg
1,2,3-Trichlorobenzene	2.5	10	ug/kg
1,2,3-Trichloropropane	2.5	5.0	ug/kg
1,2,4-Trichlorobenzene	2.5	10	ug/kg
1,2-Dibromo-3-chloropropane	2.5	10	ug/kg
1,2-Dibromoethane	2.5	5.0	ug/kg
1,2-Dichlorobenzene	2.5	5.0	ug/kg
1,2-Dichloroethane	2.5	5.0	ug/kg
1,2-Dichloropropane	2.5	5.0	ug/kg
1,3-Dichlorobenzene	2.5	5.0	ug/kg
1,3-Dichloropropane	2.5	5.0	ug/kg
1,4-Dichlorobenzene	2.5	5.0	ug/kg
2,2-Dichloropropane	2.5	5.0	ug/kg
2-Chlorotoluene	2.5	5.0	ug/kg
4-Chlorotoluene	2.5	5.0	ug/kg
Bromobenzene	2.5	5.0	ug/kg
Bromochloromethane	2.5	5.0	ug/kg
Bromodichloromethane	2.5	5.0	ug/kg
Bromoform	2.5	5.0	ug/kg
Bromomethane	2.5	5.0	ug/kg
Carbon tetrachloride	2.5	5.0	ug/kg
Chlorobenzene	2.5	5.0	ug/kg
Chloroethane	2.5	5.0	ug/kg
Chloroform	2.5	5.0	ug/kg
Chloromethane	2.5	5.0	ug/kg
cis-1,2-Dichloroethylene	2.5	5.0	ug/kg
cis-1,3-Dichloropropylene	2.5	5.0	ug/kg
Dibromochloromethane	2.5	5.0	ug/kg
Dibromomethane	2.5	5.0	ug/kg
Dichlorodifluoromethane	2.5	5.0	ug/kg

METHOD DETECTION AND REPORTING LIMITS

EPA 8260C

Laboratory: York Analytical Laboratories, Inc. **SDG:** 14F0899

Client: Leggette Brashears & Graham Shelton Office **Project:** SNYGEN

Matrix: Soil **Instrument:**

Analyte	LOD	LOQ	Units
Hexachlorobutadiene	2.5	5.0	ug/kg
Methylene chloride	2.5	10	ug/kg
Tetrachloroethylene	2.5	5.0	ug/kg
trans-1,2-Dichloroethylene	2.5	5.0	ug/kg
trans-1,3-Dichloropropylene	2.5	5.0	ug/kg
Trichloroethylene	2.5	5.0	ug/kg
Trichlorofluoromethane	2.5	5.0	ug/kg
Vinyl Chloride	2.5	5.0	ug/kg

HOLDING TIME SUMMARY

EPA 8260C

Laboratory: York Analytical Laboratories, Inc. SDG: 14F0899

Client: Leggette Brashears & Graham Shelton Office Project: SNYGEN

Sample Name	Date Collected	Date Received	Date Prepared	Days to Prep	Max Days to Prep	Date Analyzed	Days to Analysis	Max Days to Analysis	Q
EW-15 (25-26.2)	06/21/14 13:10	06/23/14 10:09	06/25/14 08:12	3.79	14.00	06/25/14 18:09	4.21	14.00	

FORM I **ORGANIC ANALYSIS DATA SHEET**

EPA 8260C

EW-15 (25-26.2)

Laboratory:	York Analytical Laboratories, Inc.		SDG:	14F0899	
Client:	Leggette Brashears & Graham Shelton Office		Project:	SNYGEN	
Matrix:	Soil	Laboratory ID:	14F0899-01	File ID:	V524498S.D
Sampled:	06/21/14 13:10	Prepared:	06/25/14 08:12	Analyzed:	06/25/14 18:09
Solids:	94.19	Preparation:	EPA 5035A	Initial/Final:	5.19 g / 5 ml
Batch:	BF41237	Sequence:		Calibration:	Instrument: VOA No. 5

CAS NO.	COMPOUND	DILUTION	CONC. (ug/kg dry)	Q
630-20-6	1,1,1,2-Tetrachloroethane	1	5.1	U
71-55-6	1,1,1-Trichloroethane	1	22	
79-34-5	1,1,2,2-Tetrachloroethane	1	5.1	U
76-13-1	1,1,2-Trichloro-1,2,2-trifluoroethane (Freon 113)	1	5.1	U
79-00-5	1,1,2-Trichloroethane	1	5.1	U
75-34-3	1,1-Dichloroethane	1	5.1	U
75-35-4	1,1-Dichloroethylene	1	5.1	U
563-58-6	1,1-Dichloropropylene	1	5.1	U
87-61-6	1,2,3-Trichlorobenzene	1	10	U
96-18-4	1,2,3-Trichloropropane	1	5.1	U
120-82-1	1,2,4-Trichlorobenzene	1	10	U
96-12-8	1,2-Dibromo-3-chloropropane	1	10	U
106-93-4	1,2-Dibromoethane	1	5.1	U
95-50-1	1,2-Dichlorobenzene	1	5.1	U
107-06-2	1,2-Dichloroethane	1	5.1	U
78-87-5	1,2-Dichloropropane	1	5.1	U
541-73-1	1,3-Dichlorobenzene	1	5.1	U
142-28-9	1,3-Dichloropropane	1	5.1	U
106-46-7	1,4-Dichlorobenzene	1	5.1	U
594-20-7	2,2-Dichloropropane	1	5.1	U
95-49-8	2-Chlorotoluene	1	5.1	U
106-43-4	4-Chlorotoluene	1	5.1	U
108-86-1	Bromobenzene	1	5.1	U
74-97-5	Bromochloromethane	1	5.1	U
75-27-4	Bromodichloromethane	1	5.1	U
75-25-2	Bromoform	1	5.1	U
74-83-9	Bromomethane	1	5.1	U
56-23-5	Carbon tetrachloride	1	44	
108-90-7	Chlorobenzene	1	5.1	U
75-00-3	Chloroethane	1	5.1	U
67-66-3	Chloroform	1	5.1	U
74-87-3	Chloromethane	1	5.1	U
156-59-2	cis-1,2-Dichloroethylene	1	5.1	U
10061-01-5	cis-1,3-Dichloropropylene	1	5.1	U
124-48-1	Dibromochloromethane	1	5.1	U
74-95-3	Dibromomethane	1	5.1	U
75-71-8	Dichlorodifluoromethane	1	5.1	U
87-68-3	Hexachlorobutadiene	1	5.1	U
75-09-2	Methylene chloride	1	3.5	J
127-18-4	Tetrachloroethylene	1	9.4	

FORM I

ORGANIC ANALYSIS DATA SHEET

EPA 8260C

EW-15 (25-26.2)

Laboratory:	York Analytical Laboratories, Inc.		SDG:	14F0899	
Client:	Leggette Brashears & Graham Shelton Office		Project:	SNYGEN	
Matrix:	Soil	Laboratory ID:	14F0899-01	File ID:	V524498S.D
Sampled:	06/21/14 13:10	Prepared:	06/25/14 08:12	Analyzed:	06/25/14 18:09
Solids:	94.19	Preparation:	EPA 5035A	Initial/Final:	5.19 g / 5 ml
Batch:	BF41237	Sequence:		Calibration:	Instrument: VOA No. 5

CAS NO.	COMPOUND	DILUTION	CONC. (ug/kg dry)	Q
156-60-5	trans-1,2-Dichloroethylene	1	5.1	U
10061-02-6	trans-1,3-Dichloropropylene	1	5.1	U
79-01-6	Trichloroethylene	48	7000	D
75-69-4	Trichlorofluoromethane	1	5.1	U
75-01-4	Vinyl Chloride	1	5.1	U

SYSTEM MONITORING COMPOUND	ADDED (ug/L)	CONC (ug/L)	% REC	QC LIMITS	Q
1,2-Dichloroethane-d4	50.0	53.4	107	67 - 130	
p-Bromofluorobenzene	50.0	49.0	98.0	75 - 127	
Toluene-d8	50.0	55.4	111	90 - 112	

* Values outside of QC limits

Quantitation Report (QT Reviewed)

Data File : G:\MSVOA5 V5\DAILYDAT\V5062514\V524498S.D Vial: 12
Acq On : 25 Jun 2014 6:09 pm Operator: SS
Sample : 14F0899-01 Inst : VOA No. 5
Misc : QBV5062514A 8260 HALO 5.19g Multiplr: 1.00
MS Integration Params: RTEINT1.P
Quant Time: Jun 26 14:53 2014 Quant Results File: V5C00094.RES

Quant Method : C:\HPCHEM\1\METHODS\V5C00094.M (RTE Integrator)
Title : VOCs BY GC/MS EPA SW846-8260
Last Update : Thu Jun 19 11:53:10 2014
Response via : Initial Calibration
DataAcq Meth : V5C0001A

Internal Standards	R.T.	QIon	Response	Conc	Units	Dev(Min)
1) FLUOROBENZENE(ISTD)	5.92	70	153441	50.00	ppb	0.00
36) CHLOROBENZENE-d5(ISTD)	8.93	117	530586	50.00	ppb	0.00
62) 1,2-DICHLOROBENZENE-d4(IST	11.92	152	286057	50.00	ppb	0.00
System Monitoring Compounds						
32) d4-1,2-Dichloroethane(SURR	5.63	65	162904	53.45	ppb	0.00
Spiked Amount 50.000	Range 64 - 122		Recovery = 106.90%			
47) Toluene-d8(SURR)	7.43	98	711953	55.45	ppb	0.00
Spiked Amount 50.000	Range 83 - 114		Recovery = 110.90%			
64) p-Bromofluorobenzene(SURR)	10.20	174	292649	49.00	ppb	0.00
Spiked Amount 50.000	Range 71 - 126		Recovery = 98.00%			

Target Compounds						Qvalue
10) 1,1-Dichloroethylene	3.13	61	6502	1.08	ppb #	64
17) Methylene Chloride	3.64	49	19074	3.39	ppb	93
20) Acetone	3.23	43	8639	8.82	ppb #	100
30) 1,1,1-Trichloroethane	5.30	97	204728	21.20	ppb	99
33) Carbon Tetrachloride	5.43	117	330884	43.24	ppb	99
37) Trichloroethylene	6.26	95	3300314	544.47	ppb	99
52) Tetrachloroethylene	8.04	166	80341	9.20	ppb	95
81) 1,4-Dichlorobenzene	11.51	146	9742	0.87	ppb #	86
87) Naphthalene	14.05	128	9049	0.93	ppb #	100

(#) = qualifier out of range (m) = manual integration

Quantitation Report

Data File : G:\MSVOA5 V5\DAILYDAT\V5062514\V524498S.D Vial: 12
Acq On : 25 Jun 2014 6:09 pm Operator: SS
Sample : 14F0899-01 Inst : VOA No. 5
Misc : QBV5062514A 8260 HALO 5.19g Multiplr: 1.00
MS Integration Params: RTEINT1.P
Quant Time: Jun 26 14:53 2014 Quant Results File: V5C00094.RES

Method : C:\HPCHEM\1\METHODS\V5C00094.M (RTE Integrator)
Title : VOCs BY GC/MS EPA SW846-8260
Last Update : Thu Jun 19 11:53:10 2014
Response via : Initial Calibration



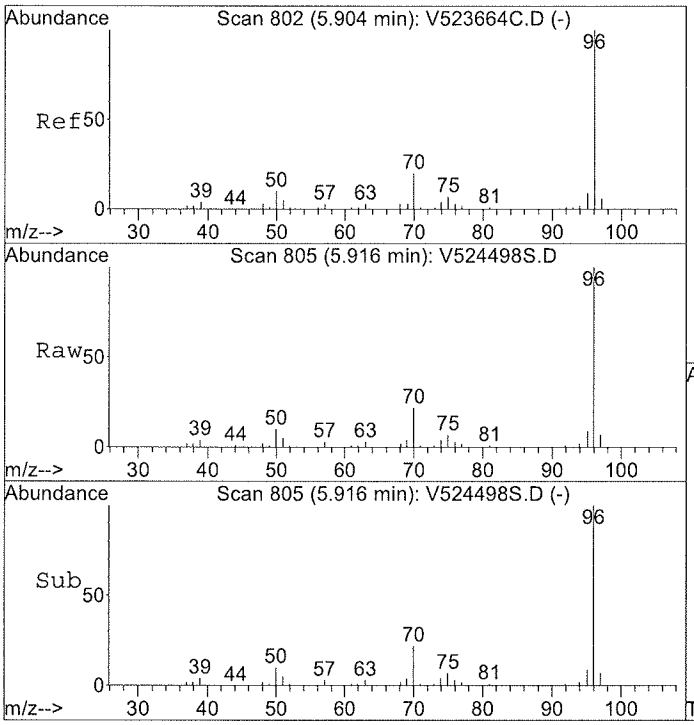

#1
FLUOROBENZENE(ISTD)
Concen: 50.00 ppb
RT: 5.92 min Scan# 805
Delta R.T. 0.01 min
Lab File: V524498S.D
Acq: 25 Jun 2014 6:09 pm

Tgt Ion: 70 Resp: 153441

Ion	Ratio	Lower	Upper
70	100		
96	502.0	0.0	0.0#
70	100.0	80.0	120.0
50	46.3	34.6	51.8

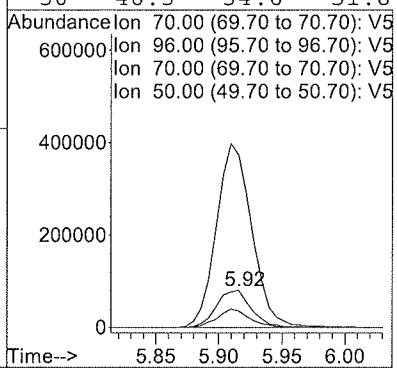

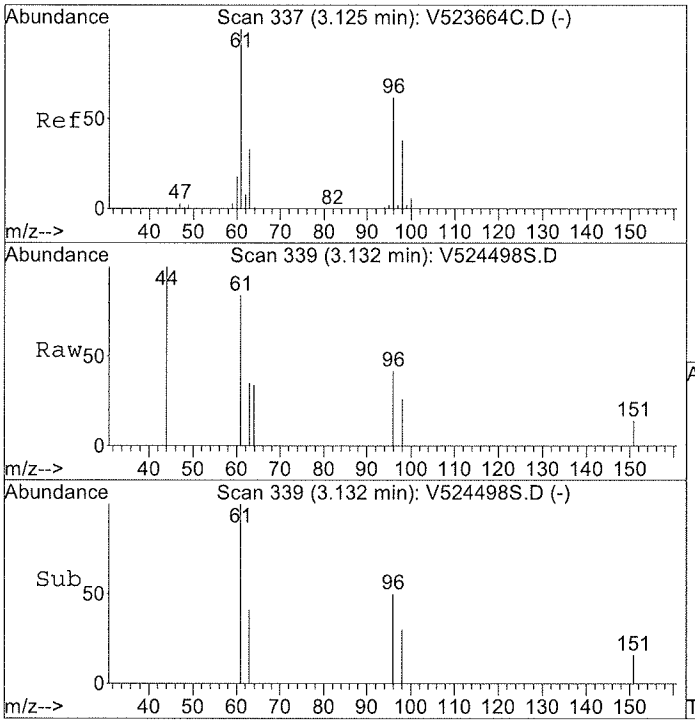

#10
1,1-Dichloroethylene
Concen: 1.08 ppb
RT: 3.13 min Scan# 339
Delta R.T. -0.00 min
Lab File: V524498S.D
Acq: 25 Jun 2014 6:09 pm

Tgt Ion: 61 Resp: 6502

Ion	Ratio	Lower	Upper
61	100		
61	100.0	80.0	120.0
96	0.0	47.3	70.9#
98	0.0	30.2	45.4#

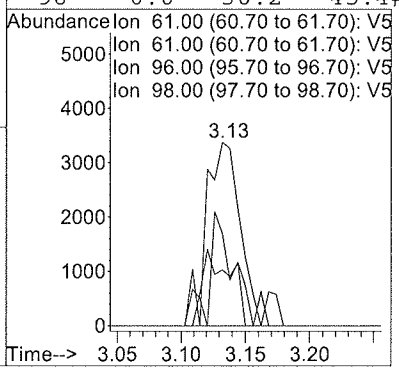

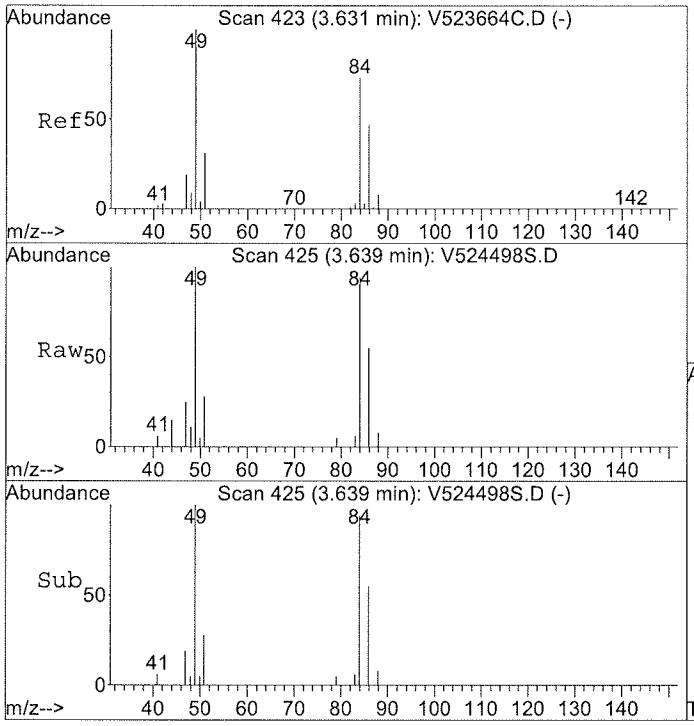

#17
Methylene Chloride
Concen: 3.39 ppb
RT: 3.64 min Scan# 425
Delta R.T. -0.00 min
Lab File: V524498S.D
Acq: 25 Jun 2014 6:09 pm

Tgt Ion: 49 Resp: 19074

Ion	Ratio	Lower	Upper
49	100		
49	100.0	80.0	120.0
84	110.0	76.6	115.0
86	67.2	50.4	75.6

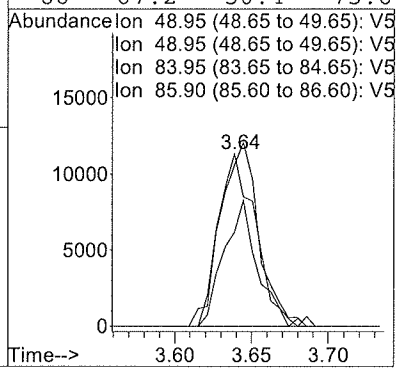

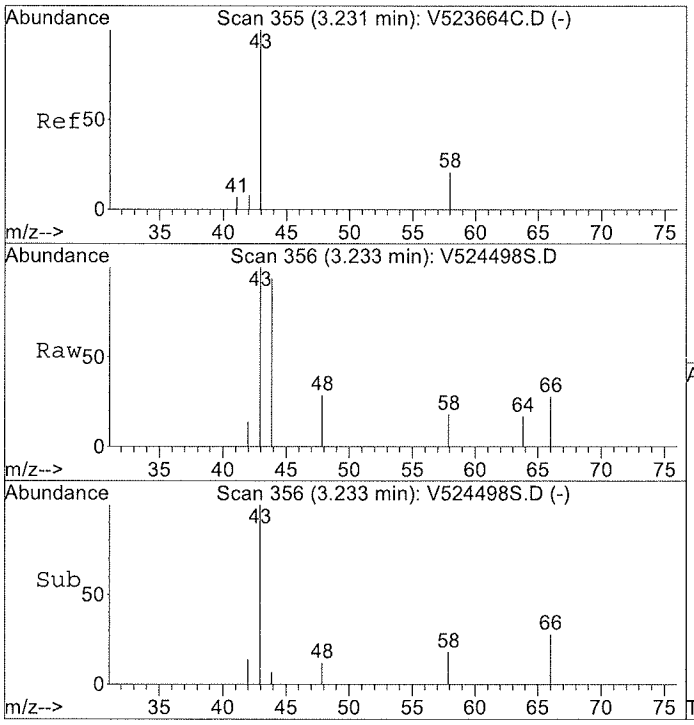

#20
Acetone
Concen: 8.82 ppb
RT: 3.23 min Scan# 356
Delta R.T. -0.00 min
Lab File: V524498S.D
Acq: 25 Jun 2014 6:09 pm

Tgt Ion: 43 Resp: 8639

Ion	Ratio	Lower	Upper
43	100		
43	100.0	80.0	120.0
58	0.0	0.0	0.0

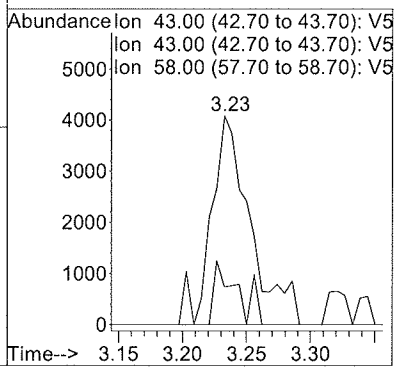

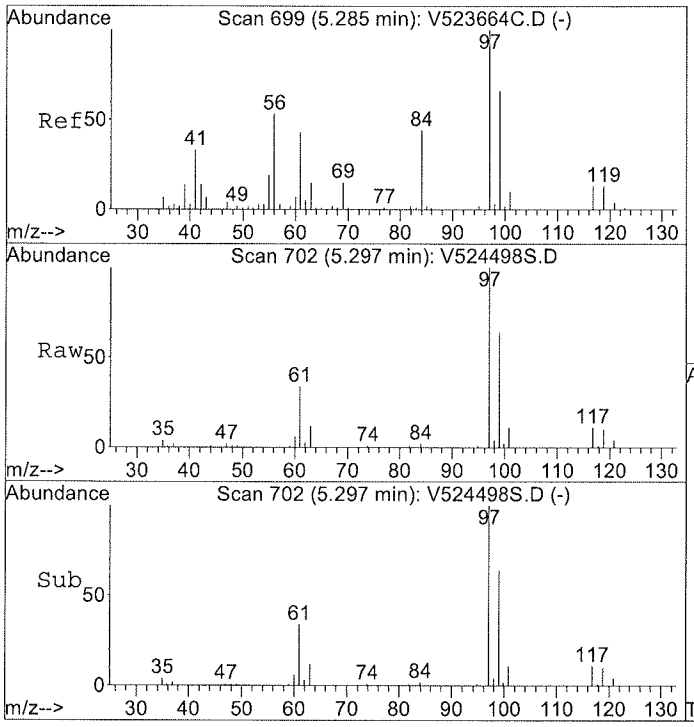

#30
1,1,1-Trichloroethane
Concen: 21.20 ppb
RT: 5.30 min Scan# 702
Delta R.T. 0.01 min
Lab File: V524498S.D
Acq: 25 Jun 2014 6:09 pm

Tgt Ion: 97 Resp: 204728

Ion	Ratio	Lower	Upper
97	100		
97	100.0	80.0	120.0
99	63.1	51.8	77.6
117	12.5	9.8	14.6

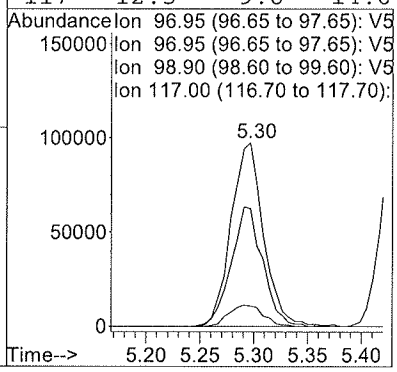

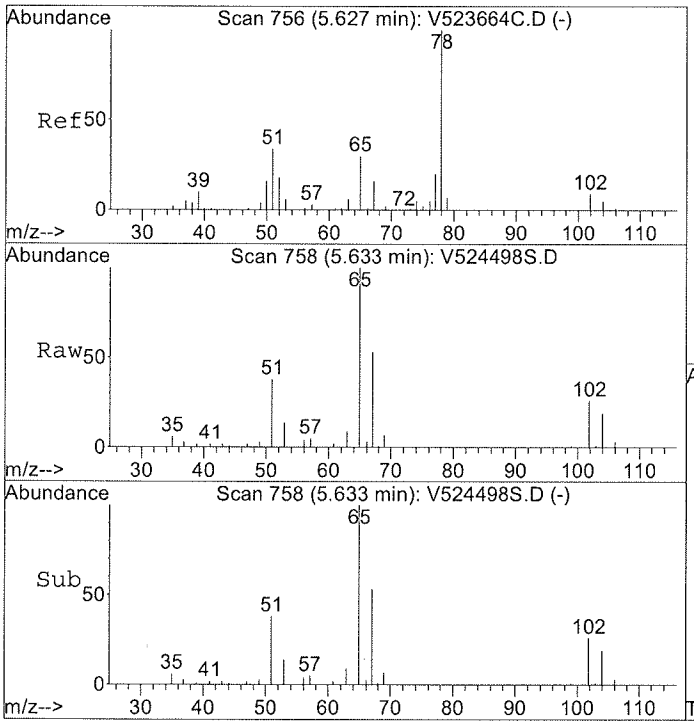

#32
d4-1,2-Dichloroethane(SURR)
Concen: N.D. ppb
RT: 5.63 min Scan# 758
Delta R.T. -0.00 min
Lab File: V524498S.D
Acq: 25 Jun 2014 6:09 pm

Tgt Ion: 65 Resp: 162904

Ion	Ratio	Lower	Upper
65	100		
65	100.0	80.0	120.0
102	27.6	21.9	32.9

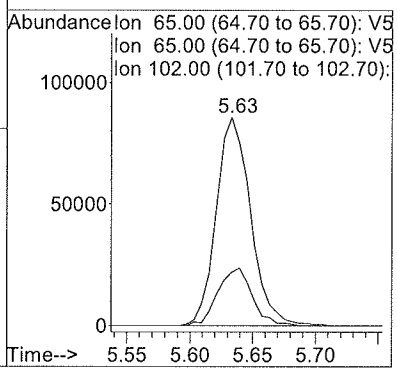

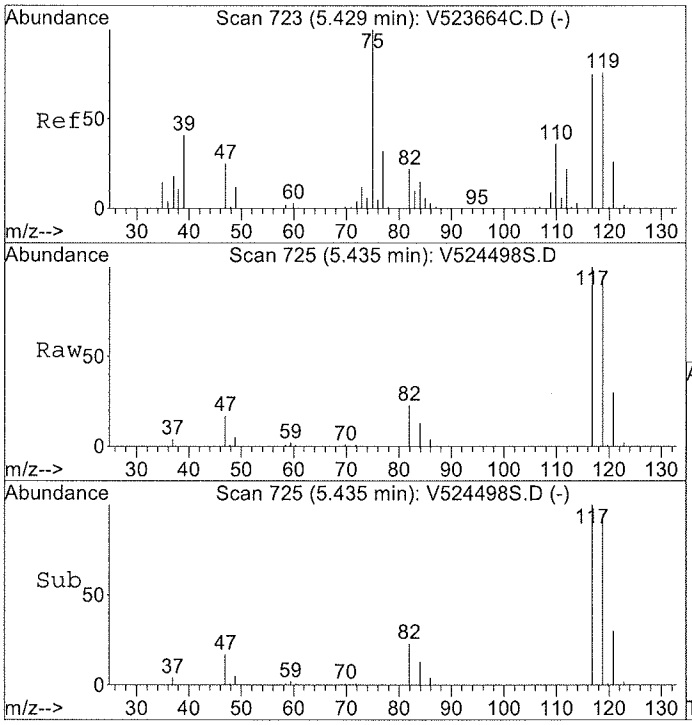

#33
Carbon Tetrachloride
Concen: 43.24 ppb
RT: 5.43 min Scan# 725
Delta R.T. -0.01 min
Lab File: V524498S.D
Acq: 25 Jun 2014 6:09 pm

Tgt Ion:117 Resp: 330884

Ion	Ratio	Lower	Upper
117	100		
117	100.0	50.0	150.0
119	96.0	48.5	145.5
121	30.4	15.4	46.1

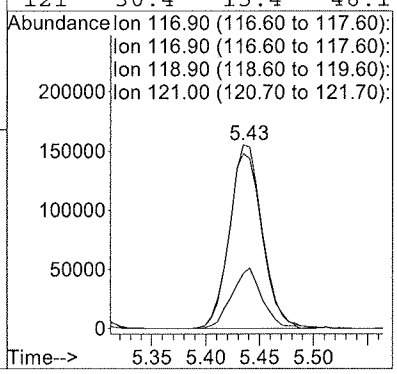

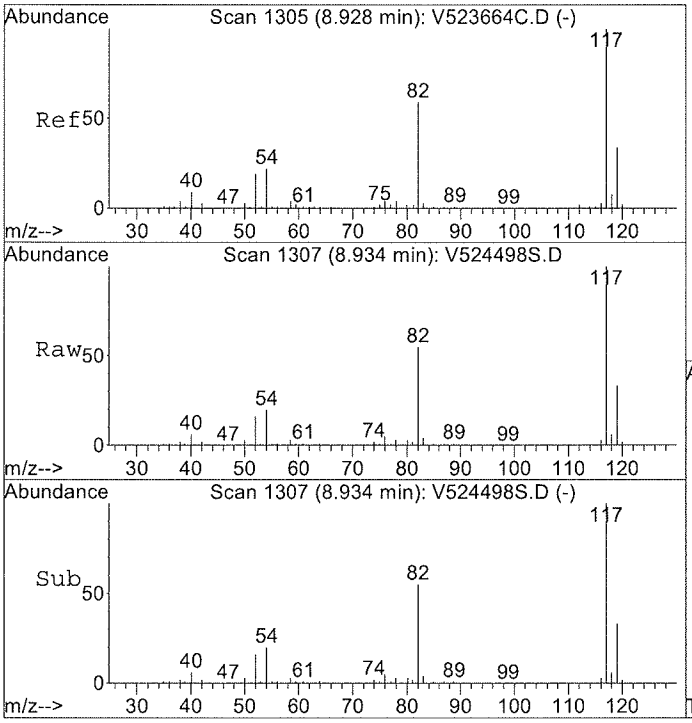

#36
CHLOROBENZENE-d5(ISTD)
Concen: 50.00 ppb
RT: 8.93 min Scan# 1307
Delta R.T. -0.01 min
Lab File: V524498S.D
Acq: 25 Jun 2014 6:09 pm

Tgt Ion:117 Resp: 530586

Ion	Ratio	Lower	Upper
117	100		
117	100.0	80.0	120.0
82	57.2	0.0	0.0#
119	33.5	26.1	39.1

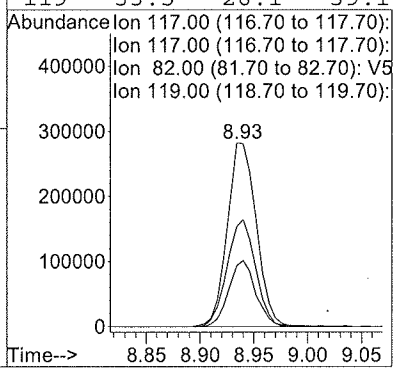

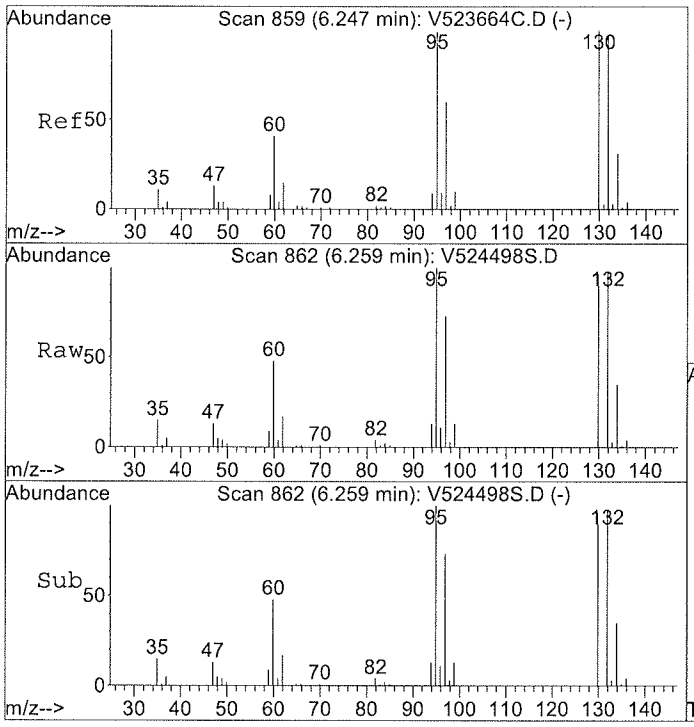

#37
Trichloroethylene
Concen: 544.47 ppb
RT: 6.26 min Scan# 862
Delta R.T. -0.00 min
Lab File: V524498S.D
Acq: 25 Jun 2014 6:09 pm

Tgt Ion: 95 Resp: 3300314

Ion	Ratio	Lower	Upper
95	100		
95	100.0	80.0	120.0
97	70.7	54.4	81.6
130	94.4	75.3	112.9

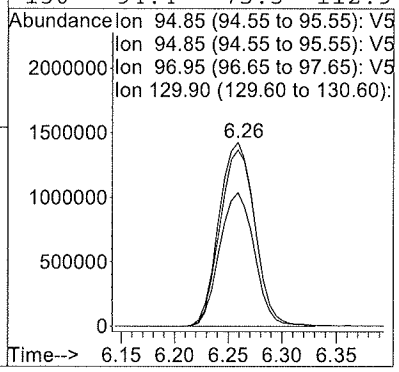

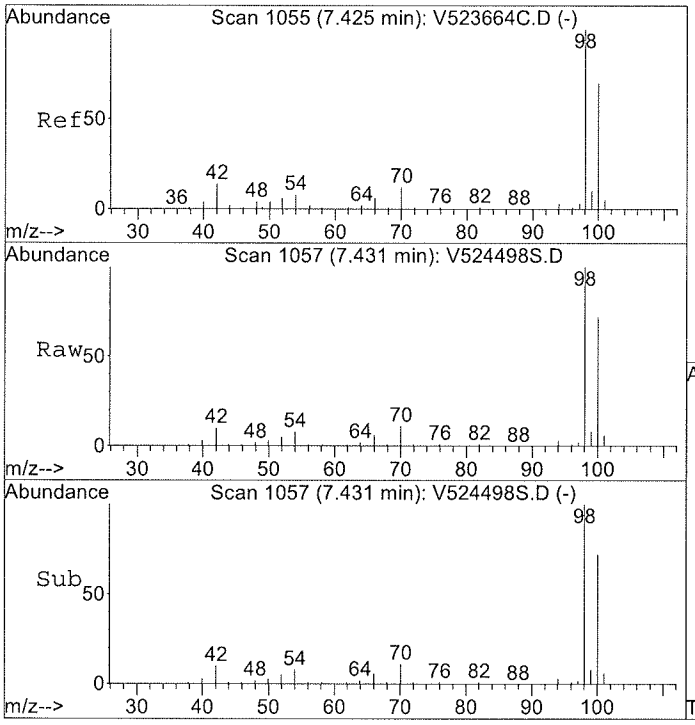

#47
Toluene-d8(SURR)
Concen: Below ppb
RT: 7.43 min Scan# 1057
Delta R.T. -0.00 min
Lab File: V524498S.D
Acq: 25 Jun 2014 6:09 pm

Tgt Ion: 98 Resp: 711953

Ion	Ratio	Lower	Upper
98	100		
98	100.0	80.0	120.0
100	72.5	0.0	0.0#
70	0.0	5.7	17.1#

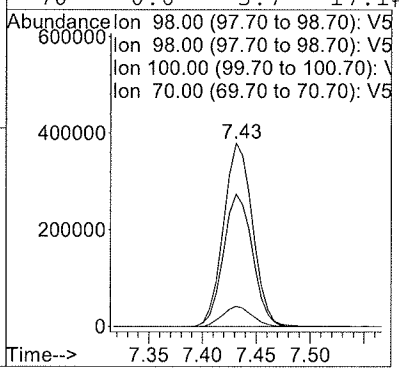

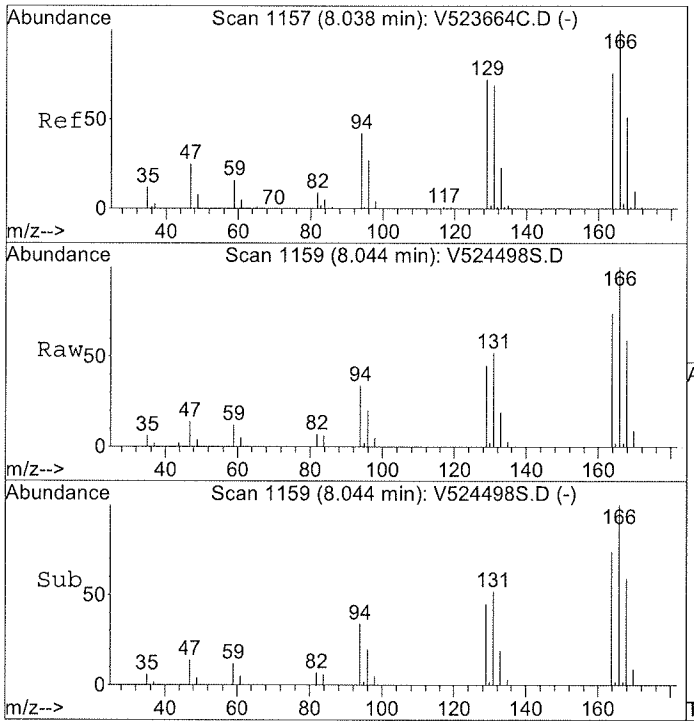

#52
Tetrachloroethylene
Concen: 9.20 ppb
RT: 8.04 min Scan# 1159
Delta R.T. -0.01 min
Lab File: V524498S.D
Acq: 25 Jun 2014 6:09 pm

Tgt Ion:166 Resp: 80341

Ion	Ratio	Lower	Upper
166	100		
166	100.0	80.0	120.0
164	65.6	38.0	113.9
129	40.8	22.6	67.8

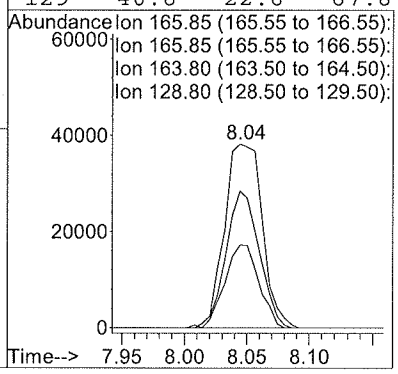

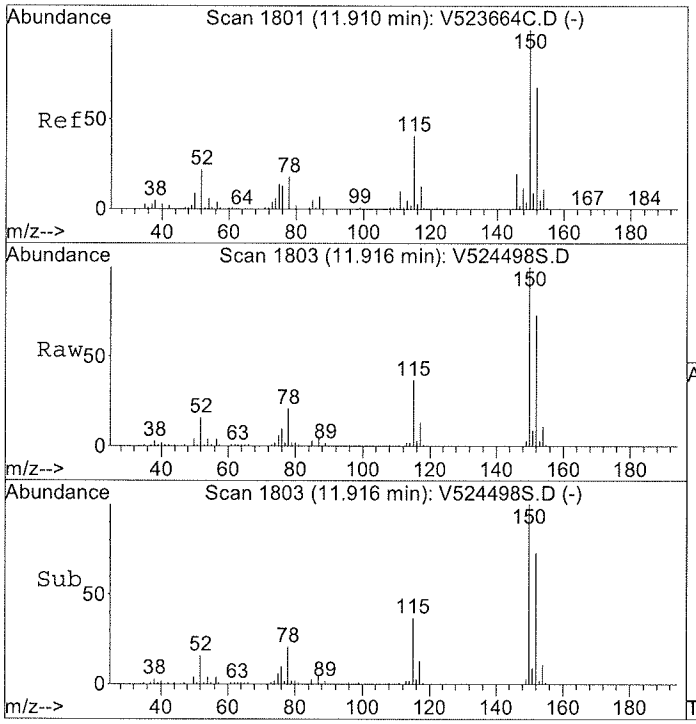

#62
1,2-DICHLOROBENZENE-d4(ISTD)
Concen: 50.00 ppb
RT: 11.92 min Scan# 1803
Delta R.T. -0.01 min
Lab File: V524498S.D
Acq: 25 Jun 2014 6:09 pm

Tgt Ion:152 Resp: 286057

Ion	Ratio	Lower	Upper
152	100		
152	100.0	80.0	120.0
152	100.0	80.0	120.0
115	49.1	39.7	59.5

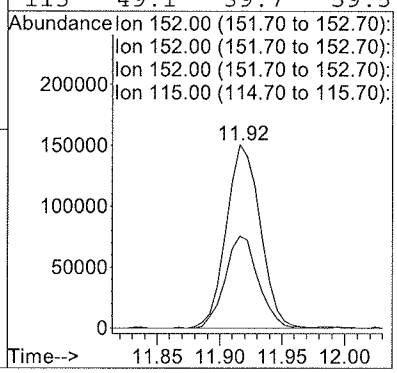

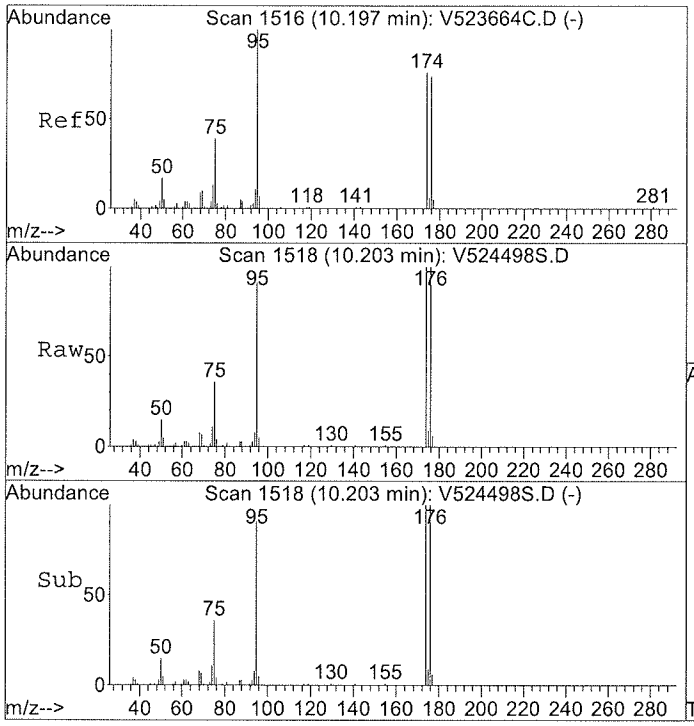

#64
p-Bromofluorobenzene(SURR)
Concen: Below ppb
RT: 10.20 min Scan# 1518
Delta R.T. -0.00 min
Lab File: V524498S.D
Acq: 25 Jun 2014 6:09 pm

Tgt Ion:174 Resp: 292649

Ion	Ratio	Lower	Upper
174	100		
176	98.6	80.0	120.0

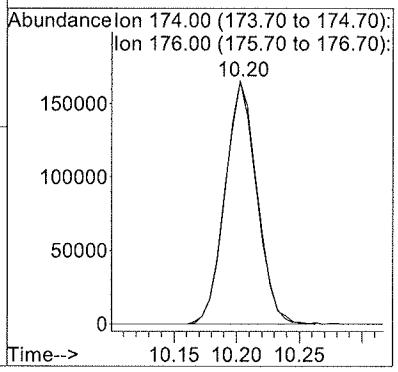

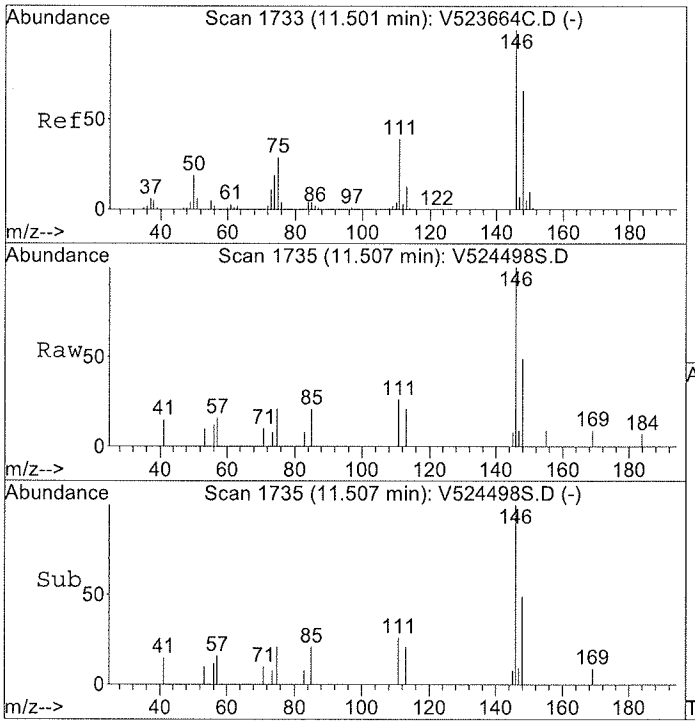

#81
1,4-Dichlorobenzene
Concen: 0.87 ppb
RT: 11.51 min Scan# 1735
Delta R.T. -0.01 min
Lab File: V524498S.D
Acq: 25 Jun 2014 6:09 pm

Tgt Ion:146 Resp: 9742

Ion	Ratio	Lower	Upper
146	100		
146	100.0	80.0	120.0
148	62.5	0.0	0.0#
111	0.0	26.2	39.4#

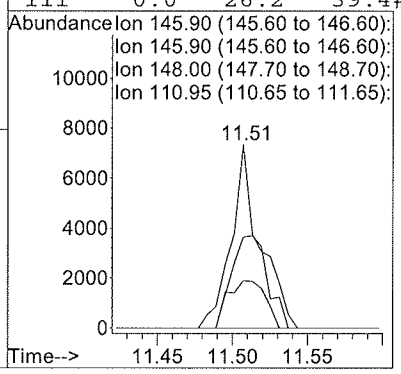

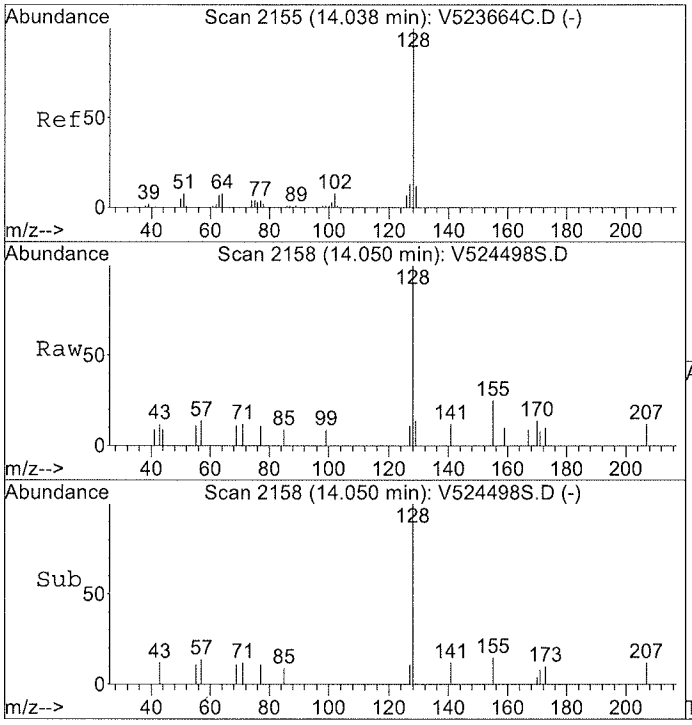

#87
Naphthalene
Concen: 0.93 ppb
RT: 14.05 min Scan# 2158
Delta R.T. 0.01 min
Lab File: V524498S.D
Acq: 25 Jun 2014 6:09 pm

Tgt Ion:128 Resp: 9049

Ion	Ratio	Lower	Upper
128	100		
128	100.0	80.0	120.0
127	12.2	10.6	16.0
129	0.0	0.0	0.0

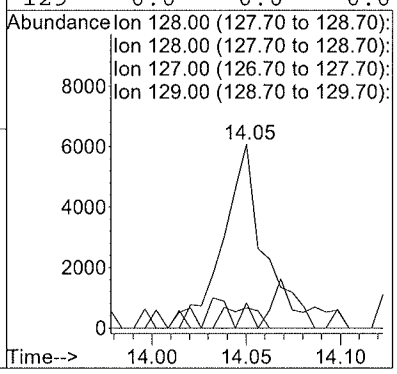

Quantitation Report (QT Reviewed)

Data File : G:\MSVOA5 V5\DAILYDAT\V5063014\V524566S.D Vial: 6
Acq On : 30 Jun 2014 11:45 am Operator: SS
Sample : 14F0899-01RE1 Inst : VOA No. 5
Misc : QBV5063014A 8260 HALO 10.79g 100UL/5ML Multiplr: 100.00
MS Integration Params: RTEINT1.P
Quant Time: Jun 30 12:01 2014 Quant Results File: V5C00094.RES

Quant Method : C:\HPCHEM\1\METHODS\V5C00094.M (RTE Integrator)
Title : VOCs BY GC/MS EPA SW846-8260
Last Update : Thu Jun 19 11:53:10 2014
Response via : Initial Calibration
DataAcq Meth : V5C0001A

Internal Standards	R.T.	QIon	Response	Conc	Units	Dev(Min)
1) FLUOROBENZENE(ISTD)	5.90	70	152999	50.00	ppb	-0.01
36) CHLOROBENZENE-d5(ISTD)	8.93	117	563918	50.00	ppb	-0.01
62) 1,2-DICHLOROBENZENE-d4(IST	11.91	152	309961	50.00	ppb	-0.01
System Monitoring Compounds						
32) d4-1,2-Dichloroethane(SURR	5.62	65	165329	54.40	ppb	-0.01
Spiked Amount 50.000	Range 64 - 122		Recovery = 108.80%			
47) Toluene-d8(SURR)	7.42	98	717119	52.55	ppb	-0.01
Spiked Amount 50.000	Range 83 - 114		Recovery = 105.10%			
64) p-Bromofluorobenzene(SURR)	10.19	174	304890	47.11	ppb	-0.01
Spiked Amount 50.000	Range 71 - 126		Recovery = 94.22%			

Target Compounds						Qvalue
17) Methylene Chloride	3.62	49	17065	3.05	ppb #	89
30) 1,1,1-Trichloroethane	5.28	97	34812	3.61	ppb #	97
33) Carbon Tetrachloride	5.42	117	85595	11.22	ppb	97
37) Trichloroethylene	6.24	95	921404	143.02	ppb	99
38) Methyl Cyclohexane	6.25	83	10079	0.90	ppb #	17
52) Tetrachloroethylene	8.03	166	49476	5.33	ppb #	69

(#) = qualifier out of range (m) = manual integration

Quantitation Report

Data File : G:\MSVOA5 V5\DAILYDAT\V5063014\V524566S.D Vial: 6
Acq On : 30 Jun 2014 11:45 am Operator: SS
Sample : 14F0899-01RE1 Inst : VOA No. 5
Misc : QBV5063014A 8260 HALO 10.79g 100UL/5ML Multiplr: 100.00
MS Integration Params: RTEINT1.P
Quant Time: Jun 30 12:01 2014 Quant Results File: V5C00094.RES

Method : C:\HPCHEM\1\METHODS\V5C00094.M (RTE Integrator)
Title : VOCs BY GC/MS EPA SW846-8260
Last Update : Thu Jun 19 11:53:10 2014
Response via : Initial Calibration



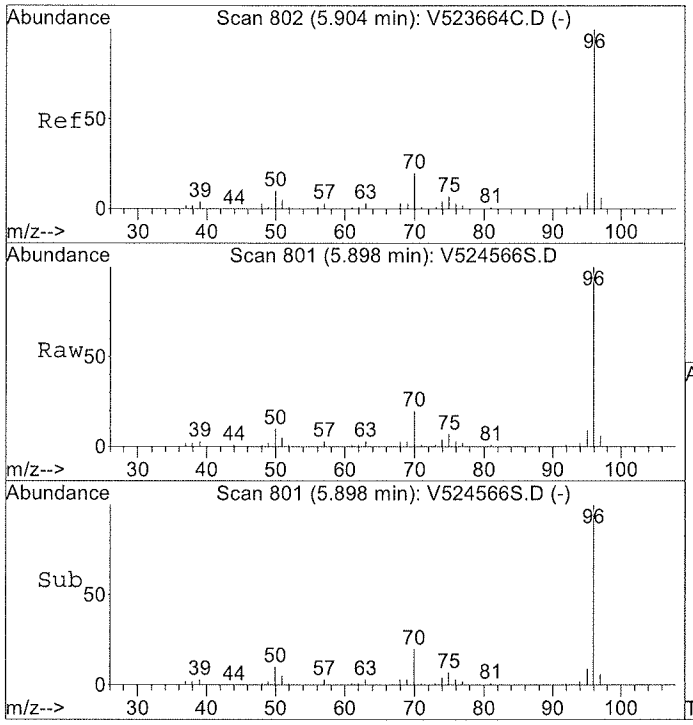

#1
FLUOROBENZENE(ISTD)
Concen: 50.00 ppb
RT: 5.90 min Scan# 801
Delta R.T. -0.01 min
Lab File: V524566S.D
Acq: 30 Jun 2014 11:45 am

Tgt Ion: 70 Resp: 152999

Ion	Ratio	Lower	Upper
70	100		
96	509.4	0.0	0.0#
70	100.0	80.0	120.0
50	0.0	34.6	51.8#

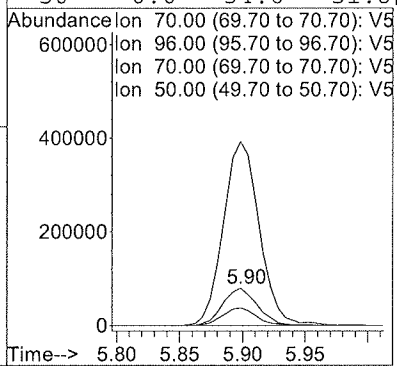

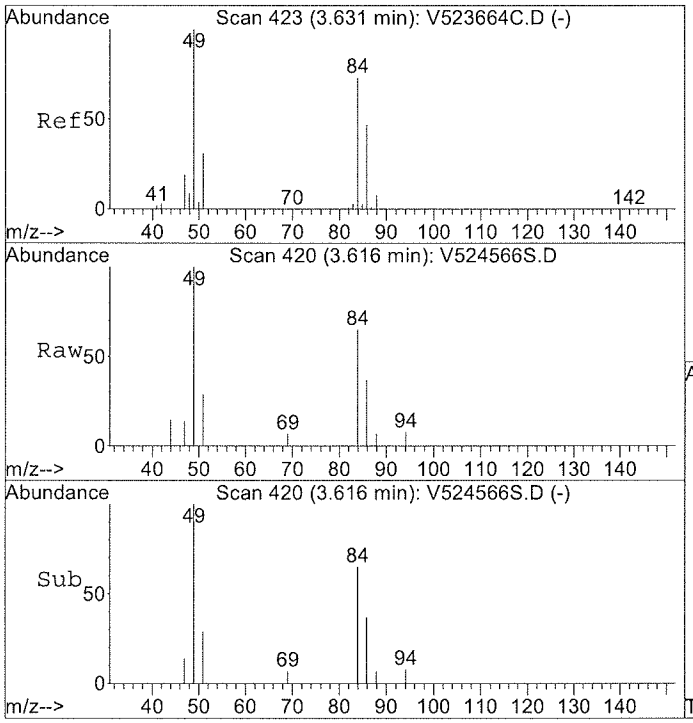

#17
Methylene Chloride
Concen: 3.05 ppb
RT: 3.62 min Scan# 420
Delta R.T. -0.02 min
Lab File: V524566S.D
Acq: 30 Jun 2014 11:45 am

Tgt Ion: 49 Resp: 17065

Ion	Ratio	Lower	Upper
49	100		
49	100.0	80.0	120.0
84	80.2	76.6	115.0
86	47.8	50.4	75.6#

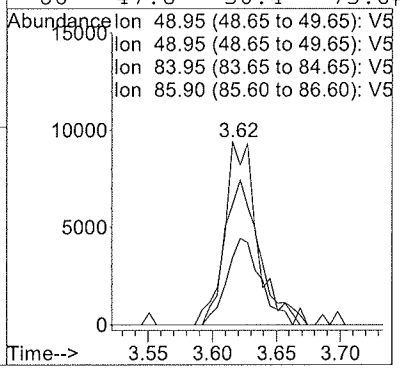

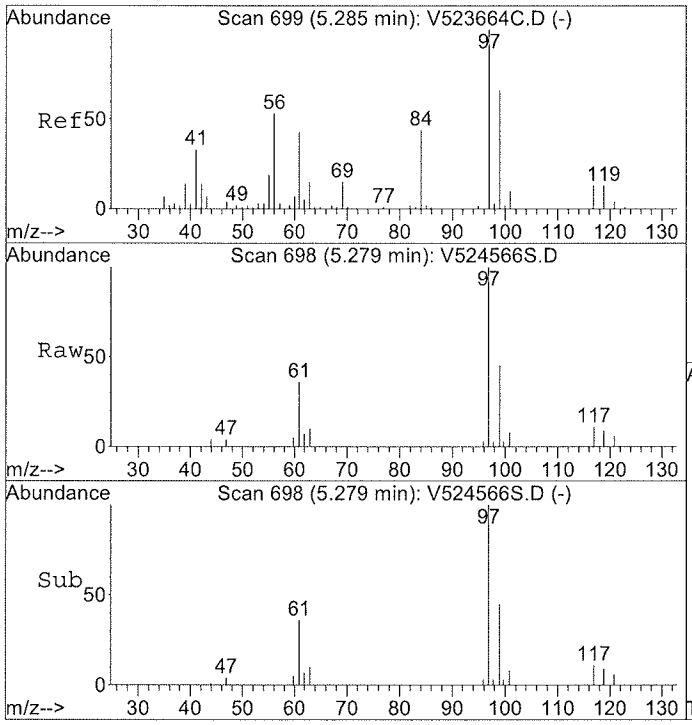

#30
1,1,1-Trichloroethane
Concen: 3.61 ppb
RT: 5.28 min Scan# 698
Delta R.T. -0.01 min
Lab File: V524566S.D
Acq: 30 Jun 2014 11:45 am

Tgt Ion: 97 Resp: 34812

Ion	Ratio	Lower	Upper
97	100		
97	100.0	80.0	120.0
99	62.4	51.8	77.6
117	0.0	9.8	14.6#

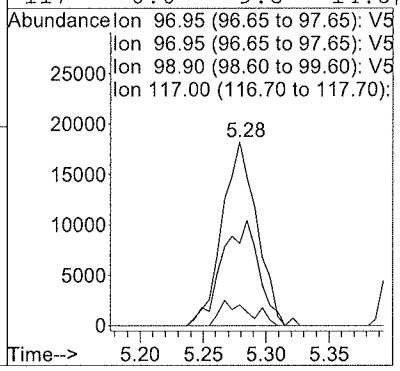

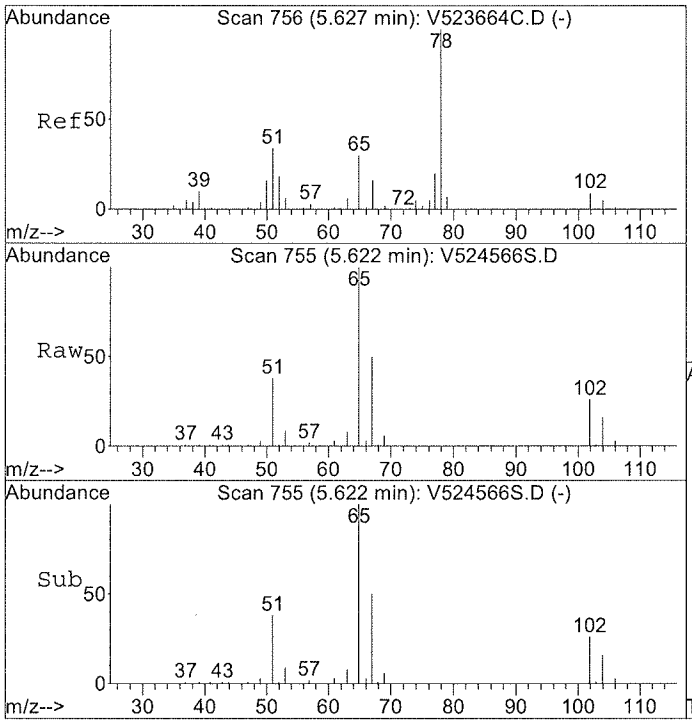

#32
d4-1,2-Dichloroethane(SURR)
Concen: N.D. ppb
RT: 5.62 min Scan# 755
Delta R.T. -0.01 min
Lab File: V524566S.D
Acq: 30 Jun 2014 11:45 am

Tgt Ion: 65 Resp: 165329

Ion	Ratio	Lower	Upper
65	100		
65	100.0	80.0	120.0
102	27.7	21.9	32.9

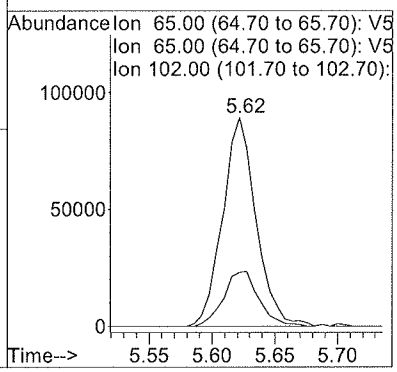

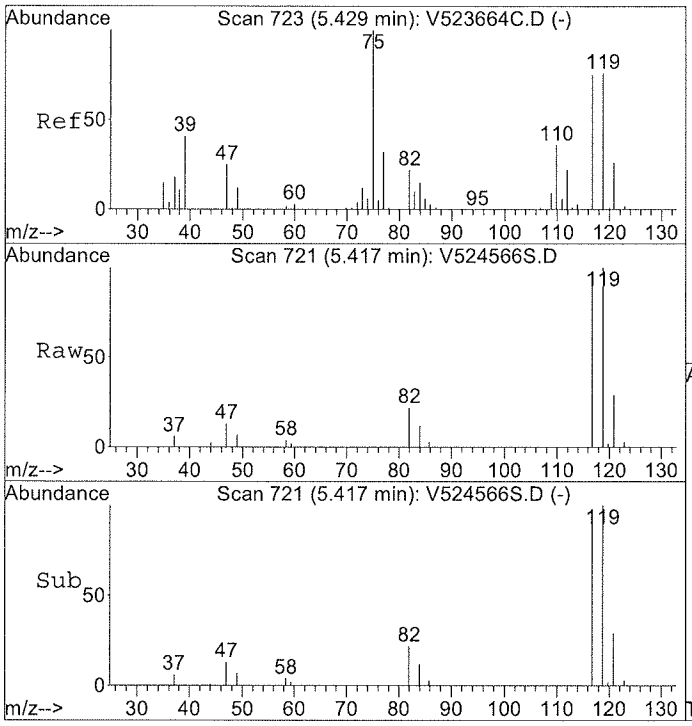

#33
Carbon Tetrachloride
Concen: 11.22 ppb
RT: 5.42 min Scan# 721
Delta R.T. -0.02 min
Lab File: V524566S.D
Acq: 30 Jun 2014 11:45 am

Tgt Ion:117 Resp: 85595

Ion	Ratio	Lower	Upper
117	100		
117	100.0	50.0	150.0
119	102.6	48.5	145.5
121	29.2	15.4	46.1

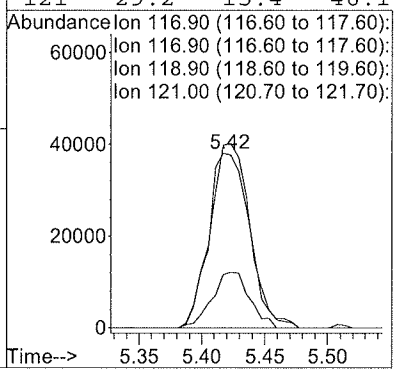

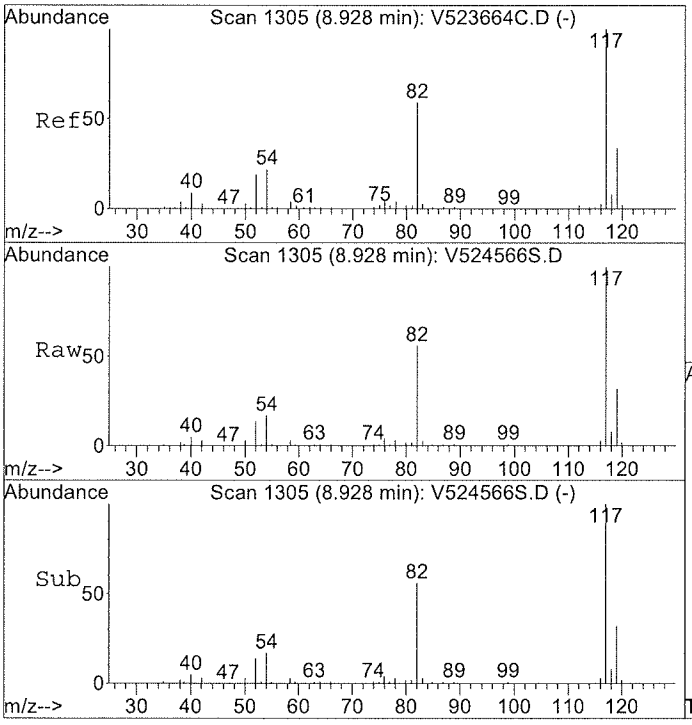

#36
CHLOROBENZENE-d5(ISTD)
Concen: 50.00 ppb
RT: 8.93 min Scan# 1305
Delta R.T. -0.01 min
Lab File: V524566S.D
Acq: 30 Jun 2014 11:45 am

Tgt Ion:117 Resp: 563918

Ion	Ratio	Lower	Upper
117	100		
117	100.0	80.0	120.0
82	0.0	0.0	0.0
119	33.1	26.1	39.1

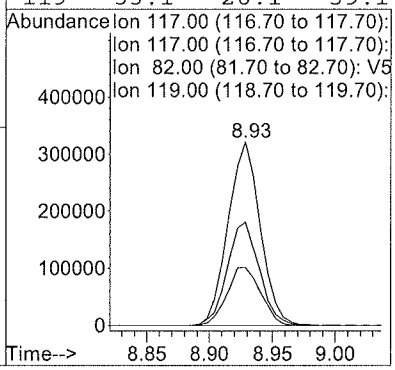

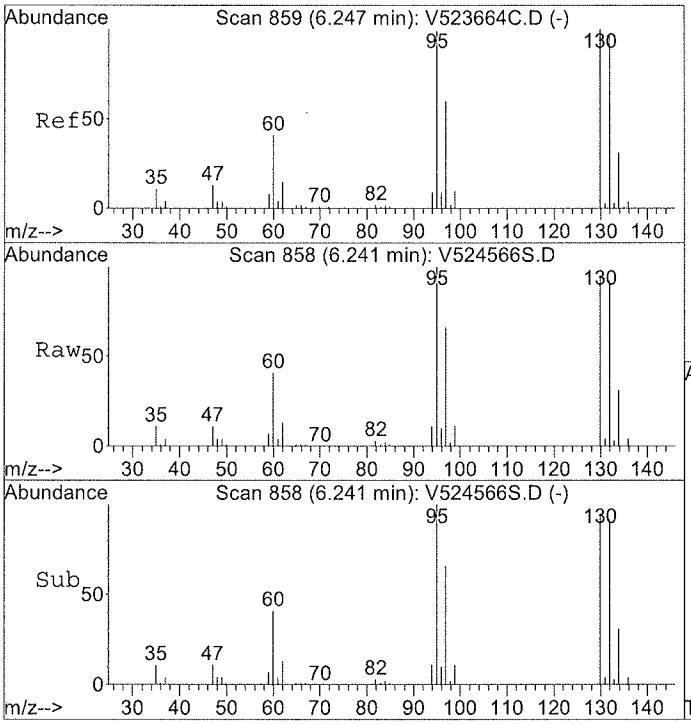

#37
Trichloroethylene
Concen: 143.02 ppb
RT: 6.24 min Scan# 858
Delta R.T. -0.02 min
Lab File: V524566S.D
Acq: 30 Jun 2014 11:45 am

Tgt Ion: 95 Resp: 921404

Ion	Ratio	Lower	Upper
95	100		
95	100.0	80.0	120.0
97	67.4	54.4	81.6
130	95.6	75.3	112.9

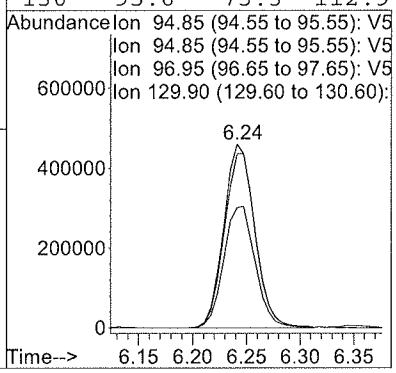

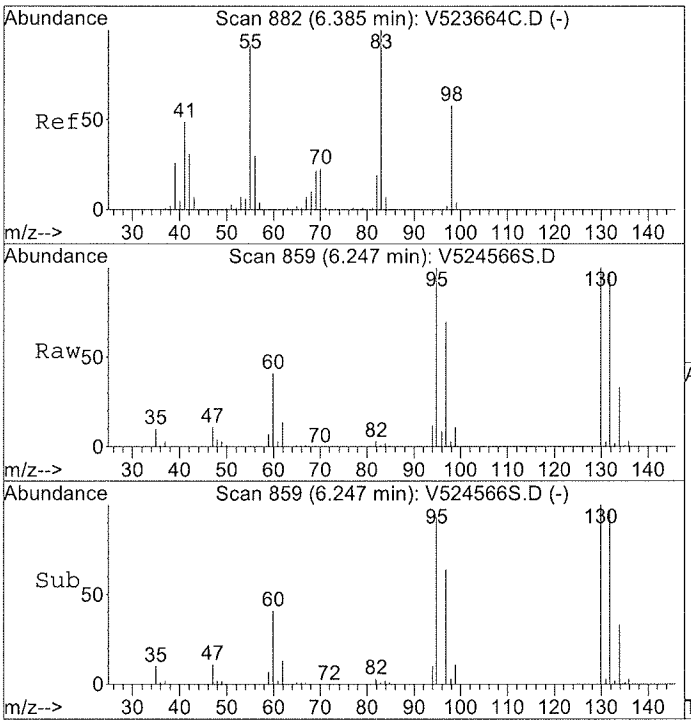

#38
Methyl Cyclohexane
Concen: 0.90 ppb
RT: 6.25 min Scan# 859
Delta R.T. -0.14 min
Lab File: V524566S.D
Acq: 30 Jun 2014 11:45 am

Tgt Ion: 83 Resp: 10079

Ion	Ratio	Lower	Upper
83	100		
83	100.0	50.0	150.0
55	0.0	0.0	0.0
98	221.1	25.6	76.8#

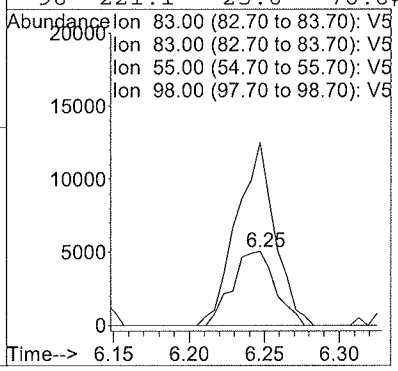

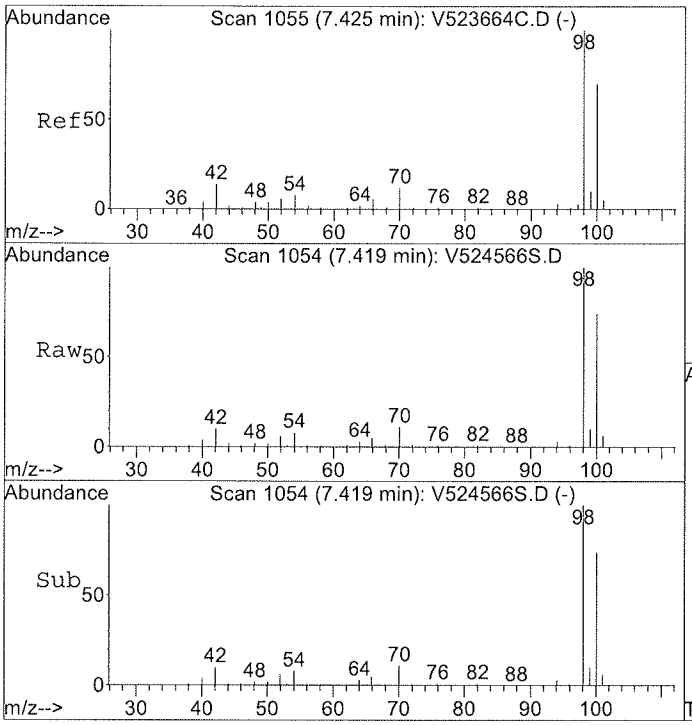

#47
Toluene-d8(SURR)
Concen: Below ppb
RT: 7.42 min Scan# 1054
Delta R.T. -0.01 min
Lab File: V524566S.D
Acq: 30 Jun 2014 11:45 am

Tgt Ion: 98 Resp: 717119

Ion	Ratio	Lower	Upper
98	100		
98	100.0	80.0	120.0
100	73.9	0.0	0.0#
70	0.0	5.7	17.1#

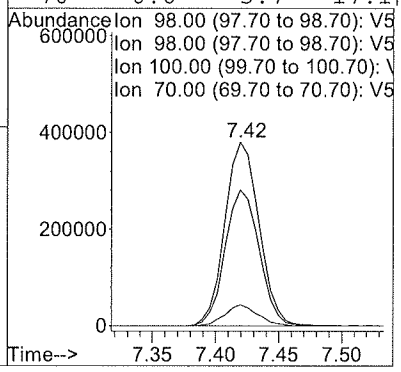

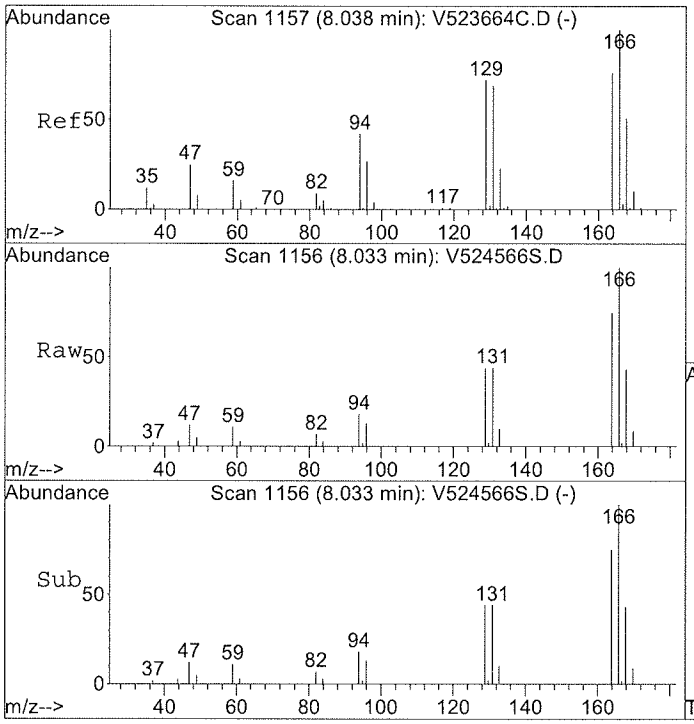

#52
Tetrachloroethylene
Concen: 5.33 ppb
RT: 8.03 min Scan# 1156
Delta R.T. -0.02 min
Lab File: V524566S.D
Acq: 30 Jun 2014 11:45 am

Tgt Ion:166 Resp: 49476

Ion	Ratio	Lower	Upper
166	100		
166	100.0	80.0	120.0
164	0.0	38.0	113.9#
129	42.2	22.6	67.8

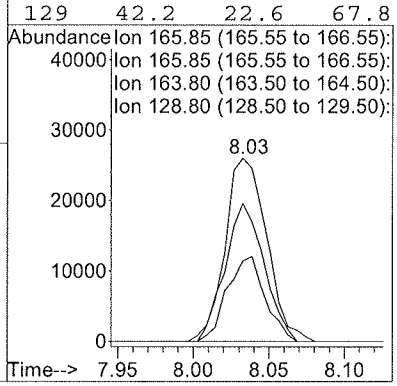

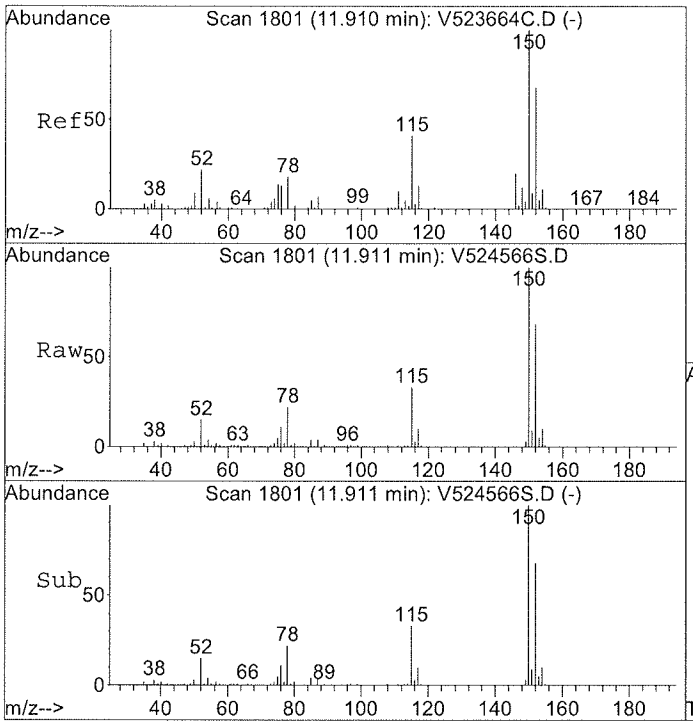

#62
1,2-DICHLOROBENZENE-d4(ISTD)
Concen: 50.00 ppb
RT: 11.91 min Scan# 1801
Delta R.T. -0.01 min
Lab File: V524566S.D
Acq: 30 Jun 2014 11:45 am

Tgt Ion:152 Resp: 309961

Ion	Ratio	Lower	Upper
152	100		
152	100.0	80.0	120.0
152	100.0	80.0	120.0
115	49.1	39.7	59.5

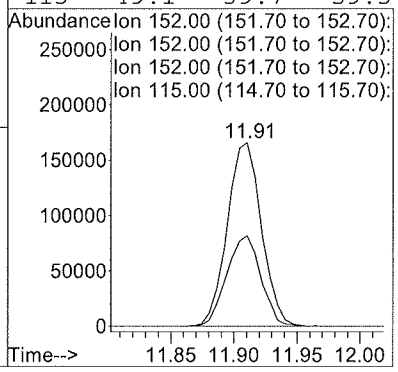

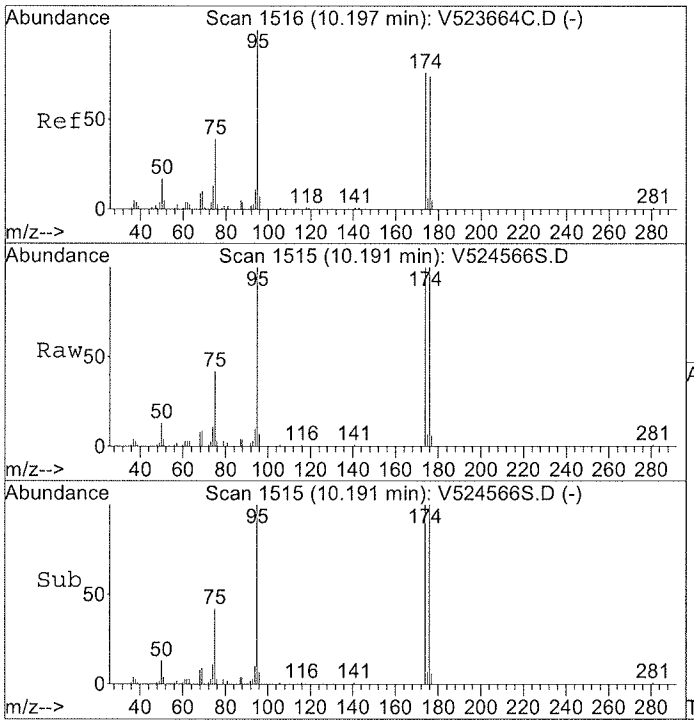

#64
p-Bromofluorobenzene(SURR)
Concen: N.D. ppb
RT: 10.19 min Scan# 1515
Delta R.T. -0.01 min
Lab File: V524566S.D
Acq: 30 Jun 2014 11:45 am

Tgt Ion:174 Resp: 304890

Ion	Ratio	Lower	Upper
174	100		
176	99.6	80.0	120.0

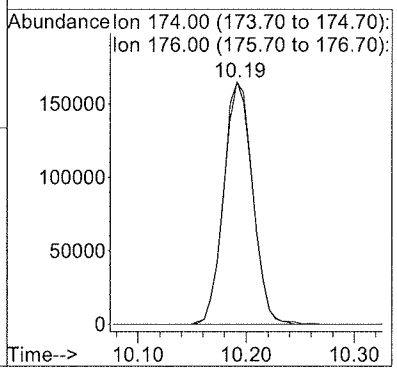

Response Factor Report VOA No. 5

Method : C:\HPCHEM\1\METHODS\V5C00094.M (RTE Integrator)
Title : VOCs BY GC/MS EPA SW846-8260
Last Update : Thu Jun 19 11:50:02 2014
Response via : Initial Calibration

Calibration Files
5 =V524267C.D 10 =V524268C.D 20 =V524269C.D
50 =V524270C.D 100 =V524271C.D 200 =V524272C.D

		Compound	5	10	20	50	100	200	Avg	%RSD
1)		FLUOROBENZENE(ISTD)	----------ISTD----------							
2)		Dichlorodifluoromet	2.503	2.754	2.764	2.721	2.600	2.679	2.670	3.79
3)	P	Chloromethane	2.331	2.196	2.342	2.158	2.184	2.189	2.233	3.63
4)	C	Vinyl Chloride	1.906	2.164	2.027	1.933	1.892	1.802	1.954	6.45#
5)		Bromomethane	1.235	1.237	0.883	1.114	1.155	0.979	1.101	12.99
6)		Chloroethane	0.881	1.068	0.833	1.027	0.943	0.829	0.930	10.83
7)		Trichlorofluorometh	2.717	2.783	2.421	2.727	2.648	2.484	2.630	5.53
8)		Ethyl Ether	0.751	0.973	0.741	0.734	0.718	0.803	0.787	12.19
9)		Freon-113	1.376	1.671	1.344	1.471	1.347	1.364	1.429	8.94
10)	C,M	1,1-Dichloroethylen	2.060	2.323	1.877	1.793	1.851	1.820	1.954	10.42#
11)		Acrolein				0.023	0.024	0.028	0.025#	10.50
12)		Iodomethane	1.701	2.065	1.851	1.697	1.821	2.012	1.858	8.29
13)		Methyl Acetate	0.556	0.561	0.632	0.502	0.452	0.452	0.526	13.38
14)		tert-Butyl Alcohol	0.094	0.092	0.101	0.104	0.099	0.125	0.102	11.63
15)		trans-1,2-Dichloroe	2.792	2.918	2.705	2.206	2.487	2.341	2.575	10.71
16)		Carbon Disulfide	3.520	4.208	3.693	3.351	3.454	3.534	3.627	8.44
17)		Methylene Chloride		2.520	1.614	1.632	1.735	1.656	1.831	21.16
18)		Acrylonitrile	0.295	0.377	0.341	0.294	0.302	0.324	0.322	10.13
19)		tert-Butyl Methyl E	4.179	4.554	4.129	3.565	3.808	3.666	3.984	9.34
20)		Acetone		0.454	0.362	0.240	0.275	0.265	0.319	27.59
21)	P	1,1-Dichloroethane	3.741	3.730	3.719	3.172	3.484	3.408	3.542	6.49
22)		Vinyl Acetate	1.658	1.582	1.446	1.554	1.418	1.408	1.511	6.74
23)		cis-1,2-Dichloroeth	2.310	2.534	2.433	2.007	2.195	2.081	2.260	9.02
24)		2-Butanone	0.107	0.193	0.120	0.117	0.143	0.139	0.137	22.74
25)		2,2-Dichloropropane	3.594	3.372	3.488	2.769	3.010	2.900	3.189	10.68
26)		Bromochloromethane	1.314	1.504	1.392	1.343	1.519	1.433	1.418	5.89
27)	C	Chloroform	4.033	3.838	3.684	2.979	3.350	3.225	3.518	11.37#
28)		Tetrahydrofuran	0.103	0.135	0.147	0.110	0.124	0.135	0.126	13.27
29)		1,1-Dichloropropyle	3.275	3.214	3.122	2.545	2.625	2.264	2.841	14.71
30)		1,1,1-Trichloroetha	3.439	3.442	3.350	2.783	3.013	2.857	3.147	9.52
31)		Cyclohexane	3.671	3.619	3.491	3.018	2.999	2.613	3.235	13.05
32)	S	d4-1,2-Dichloroetha	1.078	1.066	0.981	0.949	0.942	0.944	0.993	6.31
33)		Carbon Tetrachlorid	2.627	2.617	2.621	2.297	2.462	2.338	2.494	6.03
34)		1,2-Dichloroethane	2.037	2.027	1.857	1.691	1.836	1.723	1.862	7.85
35)	M	Benzene	8.359	8.690	8.376	6.798	7.075	6.214	7.585	13.45
36)		CHLOROBENZENE-d5(ISTD	----------ISTD----------							
37)	M	Trichloroethylene	0.641	0.623	0.622	0.526	0.549	0.467	0.571	12.04
38)		Methyl Cyclohexane	1.042	1.143	1.053	1.007	0.940	0.772	0.993	12.76
39)		Dibromomethane	0.312	0.296	0.290	0.250	0.259	0.217	0.271	12.96
40)		Methyl Methacrylate	0.242	0.278	0.246	0.238	0.245	0.216	0.244	8.24
41)		Bromodichloromethan	0.668	0.704	0.691	0.622	0.649	0.564	0.650	7.89
42)	C	1,2-Dichloropropane	0.505	0.505	0.503	0.433	0.439	0.369	0.459	12.08#

(#) = Out of Range

Response Factor Report VOA No. 5

Method : C:\HPCHEM\1\METHODS\V5C00094.M (RTE Integrator)
Title : VOCs BY GC/MS EPA SW846-8260
Last Update : Thu Jun 19 11:50:02 2014
Response via : Initial Calibration

Calibration Files
5 =V524267C.D 10 =V524268C.D 20 =V524269C.D
50 =V524270C.D 100 =V524271C.D 200 =V524272C.D

		Compound	5	10	20	50	100	200	Avg	%RSD
43)		1,4-Dioxane	0.002	0.001	0.002	0.002	0.002	0.002	0.002#	11.10
44)		2-Chloroethylvinyl				0.006	0.007	0.039	0.017#	109.64
45)		cis-1,3-Dichloropro	0.809	0.856	0.838	0.754	0.767	0.660	0.781	9.09
46)		2-Hexanone	0.233	0.223	0.210	0.181	0.212	0.186	0.207	9.84
47)	S	Toluene-d8(SURR)	1.214	1.223	1.199	1.242	1.193	1.188	1.210	1.72
48)	C,M	Toluene	2.356	2.353	2.340	1.945	1.892	1.539	2.071	16.23#
49)		trans-1,3-Dichlorop	0.700	0.697	0.661	0.612	0.642	0.555	0.645	8.51
50)		1,1,2-Trichloroetha	0.308	0.341	0.315	0.285	0.300	0.257	0.301	9.45
51)		1,3-Dichloropropane	0.659	0.716	0.682	0.625	0.631	0.546	0.643	9.10
52)		Tetrachloroethylene	0.862	0.901	0.882	0.779	0.825	0.690	0.823	9.53
53)		4-Methyl-2-Pentanon	0.318	0.309	0.291	0.266	0.292	0.271	0.291	6.97
54)		Dibromochloromethan	0.390	0.399	0.419	0.394	0.428	0.397	0.405	3.82
55)		1,2-Dibromoethane	0.377	0.398	0.390	0.352	0.379	0.339	0.373	6.07
56)	P,M	Chlorobenzene	1.315	1.367	1.335	1.163	1.195	0.992	1.228	11.49
57)	C	Ethyl Benzene	2.748	2.658	2.542	2.175	2.043	1.560	2.288	19.71#
58)		p- & m-Xylenes	2.036	2.036	1.924	1.616	1.429	1.070	1.685	23.01
59)		o-Xylene	2.095	2.053	2.007	1.734	1.630	1.309	1.805	16.95
60)		Styrene	1.380	1.464	1.460	1.237	1.200	0.968	1.285	14.84
61)		1,1,1,2-Tetrachloro	0.401	0.435	0.444	0.387	0.397	0.350	0.403	8.45
62)		1,2-DICHLOROBENZENE-d	----------	----------	----------	ISTD	----------	----------	----------	
63)	p	Bromoform	0.546	0.564	0.597	0.559	0.656	0.639	0.594	7.60
64)	S	p-Bromofluorobenzen	1.019	1.040	0.996	1.013	1.075	1.121	1.044	4.46
65)		p-Ethyltoulene	4.251	4.363	4.065	3.668	3.368	2.788	3.751	16.01
66)		p-Diethylbenzene	2.165	2.331	2.196	2.030	1.971	1.661	2.059	11.30
67)	P	1,1,2,2-Tetrachloro	0.847	0.791	0.763	0.666	0.708	0.633	0.735	10.93
68)		1,2,3-Trichloroprop	0.256	0.225	0.200	0.180	0.190	0.172	0.204	15.45
69)		Isopropylbenzene	4.498	4.586	4.361	3.665	3.735	3.077	3.987	14.87
70)		1,2-Dibromo-3-Chlor	0.073	0.130	0.124	0.102	0.117	0.112	0.110	18.47
71)		Bromobenzene	1.691	1.610	1.565	1.396	1.398	1.221	1.480	11.68
72)		trans-1,4-Dichloro-	0.834	0.805	0.775	0.643	0.662	0.581	0.717	14.19
73)		n-Propylbenzene	5.999	5.709	5.466	4.418	4.297	3.444	4.889	20.25
74)		2-Chlorotoluene	3.680	3.511	3.476	2.767	2.644	2.167	3.041	19.81
75)		4-Chlorotoluene	3.439	3.715	3.300	2.943	2.915	2.487	3.133	13.99
76)		tert-Butylbenzene	3.128	3.129	2.965	2.539	2.673	2.337	2.795	11.78
77)		1,3,5-trimethylbenz	3.414	3.556	3.265	2.890	2.912	2.408	3.074	13.71
78)		1,2,4-trimethylbenz	3.565	3.698	3.504	2.852	2.776	2.265	3.110	18.20
79)		sec-Butylbenzene	4.926	4.806	4.623	3.920	3.779	3.113	4.195	16.89
80)		1,3-Dichlorobenzene	2.095	2.140	1.973	1.765	1.789	1.488	1.875	13.01
81)		1,4-Dichlorobenzene	2.142	2.269	2.071	1.800	1.865	1.627	1.962	12.21
82)		1,2-Dichlorobenzene	1.685	1.773	1.769	1.531	1.648	1.431	1.639	8.28
83)		p-Isopropyltoluene	4.012	3.881	3.714	3.166	3.104	2.502	3.397	16.93
84)		n-Butylbenzene	4.771	4.790	4.659	3.837	3.666	2.934	4.110	18.39
85)		1,2,4,5-Tetramethyl	3.284	3.547	3.198	2.993	2.923	2.448	3.065	12.24

(#) = Out of Range

Response Factor Report VOA No. 5

Method : C:\HPCHEM\1\METHODS\V5C00094.M (RTE Integrator)
Title : VOCs BY GC/MS EPA SW846-8260
Last Update : Thu Jun 19 11:50:02 2014
Response via : Initial Calibration

Calibration Files
5 =V524267C.D 10 =V524268C.D 20 =V524269C.D
50 =V524270C.D 100 =V524271C.D 200 =V524272C.D

	Compound	5	10	20	50	100	200	Avg	%RSD
86)	1,2,4-Trichlorobenz	1.607	1.644	1.647	1.414	1.482	1.335	1.521	8.61
87)	Naphthalene	1.779	1.859	1.756	1.552	1.681	1.615	1.707	6.62
88)	Hexachloro-1,3-Buta	0.680	0.682	0.654	0.563	0.584	0.520	0.614	11.01
89)	1,2,3-Trichlorobenz	1.287	1.362	1.260	1.143	1.196	1.121	1.228	7.48

(#) = Out of Range

0.996

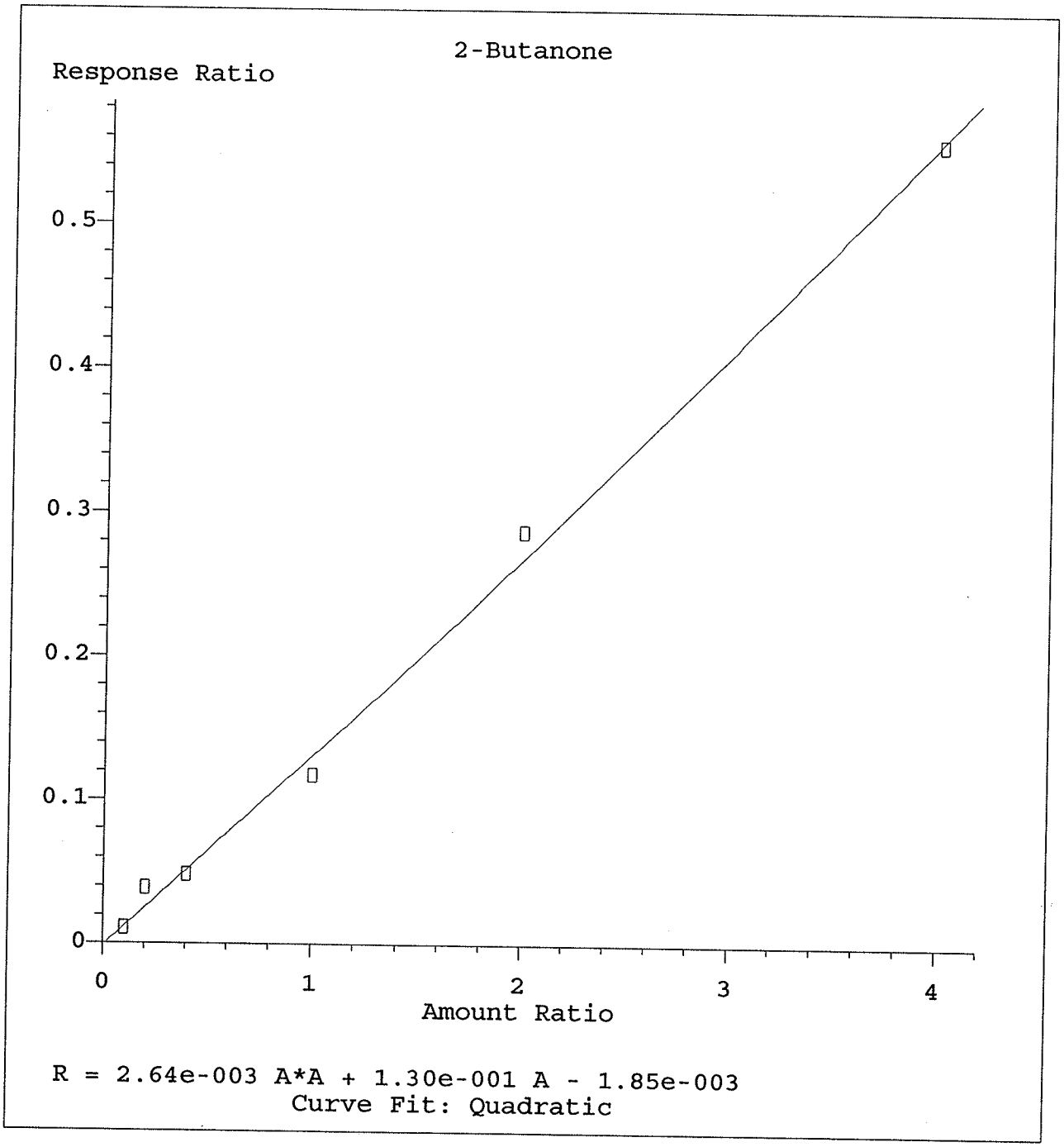

Method Name: C:\HPCHEM\1\METHODS\V5C00094.M
Calibration Table Last Updated: Thu Jun 19 11:52:00 2014

1.0

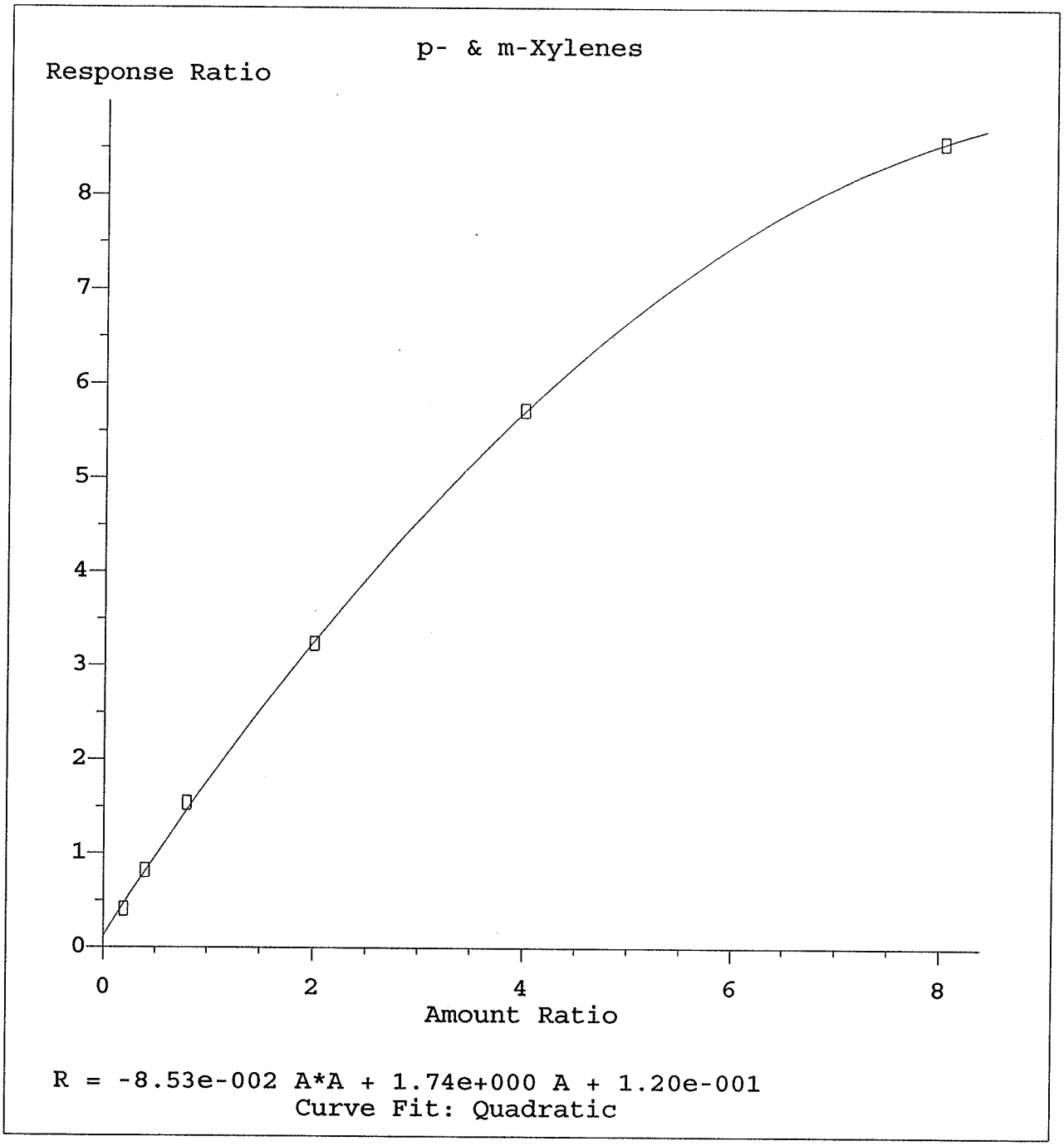

Method Name: C:\HPCHEM\1\METHODS\V5C00094.M
Calibration Table Last Updated: Thu Jun 19 11:52:29 2014

0.999

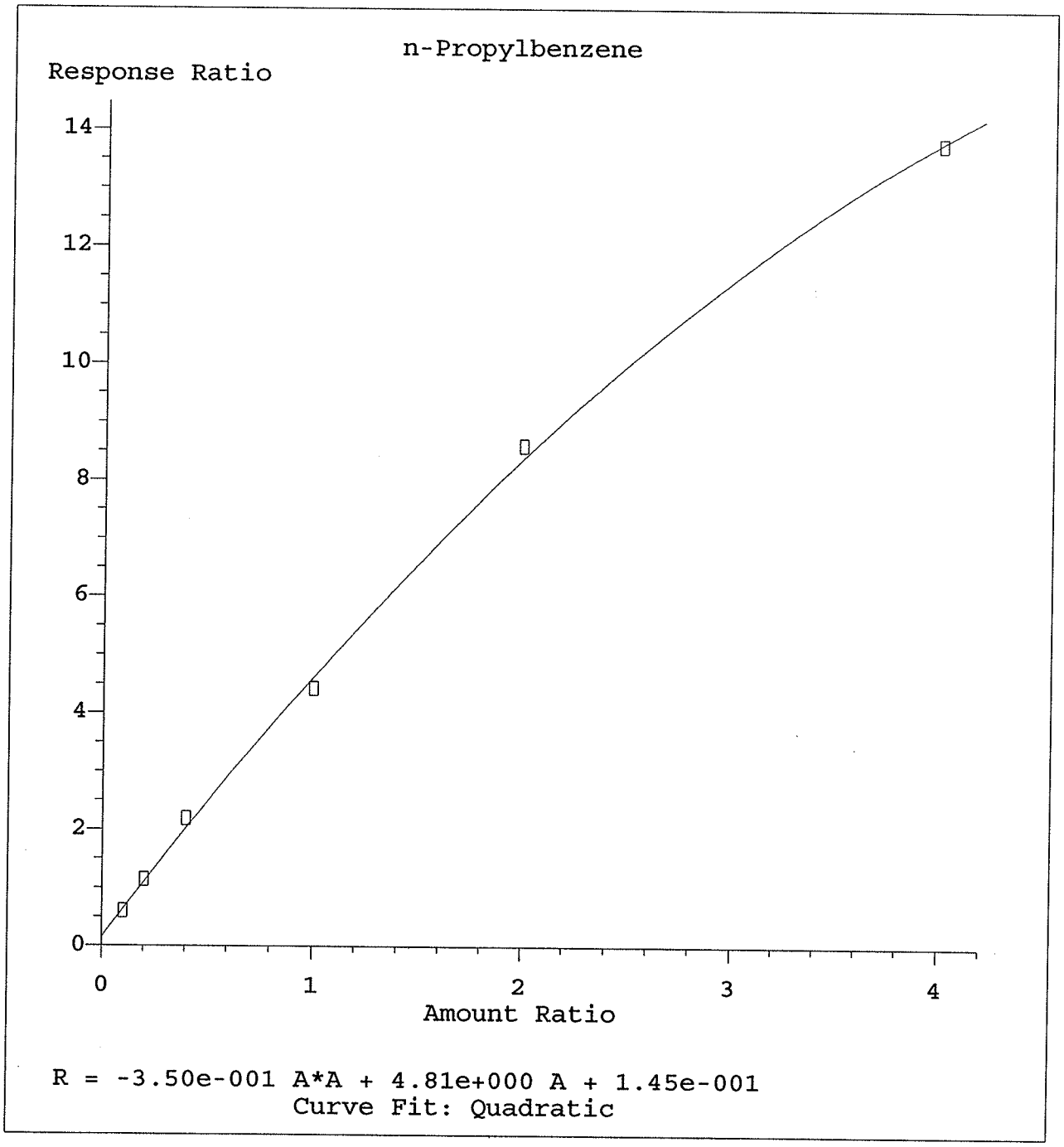

Method Name: C:\HPCHEM\1\METHODS\V5C00094.M
Calibration Table Last Updated: Thu Jun 19 11:52:54 2014

Quantitation Report (QT Reviewed)

Data File : C:\HPCHEM\1\DATA\V5061814\V524267C.D Vial: 2
Acq On : 18 Jun 2014 1:18 pm Operator: SS
Sample : 5PPB VOA CALIBRATION CURVE Inst : VOA No. 5
Misc : QBV5061814A Multiplr: 1.00
MS Integration Params: RTEINT1.P
Quant Time: Jun 19 11:44 2014 Quant Results File: V5C00093.RES

Quant Method : C:\HPCHEM\1\METHODS\V5C00093.M (RTE Integrator)
Title : VOCs BY GC/MS EPA SW846-8260
Last Update : Fri May 30 09:49:24 2014
Response via : Initial Calibration
DataAcq Meth : V5C0001A

Internal Standards	R.T.	QIon	Response	Conc Units	Dev(Min)
1) FLUOROBENZENE(ISTD)	5.91	70	162287	50.00 ppb	0.01
36) CHLOROBENZENE-d5(ISTD)	8.93	117	611956	50.00 ppb	0.01
62) 1,2-DICHLOROBENZENE-d4(IST	11.92	152	343272	50.00 ppb	0.01
System Monitoring Compounds					
32) d4-1,2-Dichloroethane(SURR	5.63	65	174902	46.90 ppb	0.01
Spiked Amount 50.000 Range 64 - 122 Recovery = 93.80%					
47) Toluene-d8(SURR)	7.43	98	743064	45.60 ppb	0.02
Spiked Amount 50.000 Range 83 - 114 Recovery = 91.20%					
64) p-Bromofluorobenzene(SURR)	10.20	174	349684	44.14 ppb	0.01
Spiked Amount 50.000 Range 71 - 126 Recovery = 88.28%					

Target Compounds						Qvalue
2) Dichlorodifluoromethane	1.59	85	40628	4.61 ppb		99
3) Chloromethane	1.78	50	37832	6.61 ppb		100
4) Vinyl Chloride	1.89	62	30931	6.60 ppb		98
5) Bromomethane	2.25	94	20047	6.81 ppb		93
6) Chloroethane	2.35	64	14294	6.43 ppb	#	94
7) Trichlorofluoromethane	2.60	101	44095	5.76 ppb		100
8) Ethyl Ether	2.89	59	12191	6.14 ppb	#	67
9) Freon-113	3.10	101	22327	6.23 ppb		96
10) 1,1-Dichloroethylene	3.13	61	33426	6.09 ppb		99
12) Iodomethane	3.30	142	27598	6.13 ppb	#	100
13) Methyl Acetate	3.52	43	9026m	6.55 ppb		
14) tert-Butyl Alcohol (TBA)	3.87	59	1519	4.03 ppb	#	1
15) trans-1,2-Dichloroethylene	3.87	61	45304	5.84 ppb	#	67
16) Carbon Disulfide	3.36	76	57117	6.18 ppb		100
17) Methylene Chloride	3.64	49	37599	6.60 ppb		98
18) Acrylonitrile	3.91	53	4783	5.09 ppb	#	57
19) tert-Butyl Methyl Ether (M	3.85	73	67824	5.37 ppb		100
20) Acetone	3.23	43	14113	19.80 ppb	#	100
21) 1,1-Dichloroethane	4.30	63	60709	5.81 ppb		96
22) Vinyl Acetate	4.33	43	26911	5.56 ppb		100
23) cis-1,2-Dichloroethylene	4.85	96	37486	6.17 ppb		98
24) 2-Butanone	4.88	72	1738m	4.59 ppb		
25) 2,2-Dichloropropane	4.82	77	58327	5.80 ppb		100
26) Bromochloromethane	5.10	49	21332	5.31 ppb	#	93
27) Chloroform	5.15	83	65444	6.16 ppb		96
28) Tetrahydrofuran	5.13	71	1673	4.42 ppb	#	1
29) 1,1-Dichloropropylene	5.44	75	53143	6.36 ppb		98
30) 1,1,1-Trichloroethane	5.29	97	55810	5.64 ppb	#	100
31) Cyclohexane	5.32	56	59569	6.66 ppb	#	90

(#) = qualifier out of range (m) = manual integration

Quantitation Report (QT Reviewed)

Data File : C:\HPCHEM\1\DATA\V5061814\V524267C.D Vial: 2
Acq On : 18 Jun 2014 1:18 pm Operator: SS
Sample : 5PPB VOA CALIBRATION CURVE Inst : VOA No. 5
Misc : QBV5061814A Multiplr: 1.00
MS Integration Params: RTEINT1.P
Quant Time: Jun 19 11:44 2014 Quant Results File: V5C00093.RES

Quant Method : C:\HPCHEM\1\METHODS\V5C00093.M (RTE Integrator)
Title : VOCs BY GC/MS EPA SW846-8260
Last Update : Fri May 30 09:49:24 2014
Response via : Initial Calibration
DataAcq Meth : V5C0001A

	Compound	R.T.	QIon	Response	Conc	Unit		Qvalue
33)	Carbon Tetrachloride	5.44	117	42625	5.21	ppb		99
34)	1,2-Dichloroethane	5.71	62	33054	5.35	ppb		99
35)	Benzene	5.65	78	135659	6.42	ppb	#	86
37)	Trichloroethylene	6.25	95	39253	5.35	ppb		96
38)	Methyl Cyclohexane	6.39	83	63745	5.12	ppb	#	100
39)	Dibromomethane	6.64	93	19100	5.73	ppb	#	69
40)	Methyl Methacrylate	6.56	69	14784	4.21	ppb		99
41)	Bromodichloromethane	6.78	83	40868	4.49	ppb	#	98
42)	1,2-Dichloropropane	6.49	63	30921	5.23	ppb	#	100
43)	1,4-Dioxane	6.65	88	2487	99.56	ppb	#	70
45)	cis-1,3-Dichloropropene	7.20	75	49520	4.93	ppb	#	93
46)	2-Hexanone	8.17	43	14279	5.05	ppb		100
48)	Toluene	7.50	91	144200	5.54	ppb		100
49)	trans-1,3-Dichloropropene	7.76	75	42831	4.95	ppb		99
50)	1,1,2-Trichloroethane	7.96	83	18831	4.90	ppb	#	48
51)	1,3-Dichloropropane	8.12	76	40345	4.84	ppb	#	87
52)	Tetrachloroethylene	8.04	166	52770	5.26	ppb		97
53)	4-Methyl-2-Pentanone	7.33	43	19477	4.87	ppb		96
54)	Dibromochloromethane	8.38	129	23842	4.23	ppb		95
55)	1,2-Dibromoethane	8.49	107	23093	4.80	ppb		97
56)	Chlorobenzene	8.97	112	80467	5.30	ppb		96
57)	Ethyl Benzene	9.05	91	168175	5.80	ppb		100
58)	p- & m-Xylenes	9.17	91	249249m	11.11	ppb		
59)	o-Xylene	9.60	91	128186	5.30	ppb		99
60)	Styrene	9.63	104	84428	5.45	ppb	#	73
61)	1,1,1,2-Tetrachloroethane	9.05	131	24537	4.64	ppb		92
63)	Bromoform	9.89	173	18740	3.63	ppb	#	100
65)	p-Ethyltoulene	10.56	105	145925	5.11	ppb		95
66)	p-Diethylbenzene	11.83	119	74332	4.88	ppb		91
67)	1,1,2,2-Tetrachloroethane	10.39	83	29058	5.22	ppb	#	96
68)	1,2,3-Trichloropropane	10.44	110	8783	5.80	ppb		87
69)	Isopropylbenzene	9.99	105	154412	5.07	ppb	#	100
70)	1,2-Dibromo-3-Chloropropan	12.85	75	2522	2.64	ppb	#	37
71)	Bromobenzene	10.37	77	58046	5.05	ppb		98
72)	trans-1,4-Dichloro-2-buten	10.44	75	28612m	4.97	ppb		
73)	n-Propylbenzene	10.44	91	205945m	5.55	ppb		
74)	2-Chlorotoluene	10.56	91	126327m	4.81	ppb		
75)	4-Chlorotoluene	10.69	91	118056	4.88	ppb		100
76)	tert-Butylbenzene	10.99	119	107390	5.04	ppb	#	100
77)	1,3,5-trimethylbenzene	10.63	105	117196	4.87	ppb	#	100
78)	1,2,4-trimethylbenzene	11.05	105	122387	5.20	ppb		98

(#) = qualifier out of range (m) = manual integration

Quantitation Report (QT Reviewed)

Data File : C:\HPCHEM\1\DATA\V5061814\V524267C.D Vial: 2
Acq On : 18 Jun 2014 1:18 pm Operator: SS
Sample : 5PPB VOA CALIBRATION CURVE Inst : VOA No. 5
Misc : QBV5061814A Multiplr: 1.00
MS Integration Params: RTEINT1.P
Quant Time: Jun 19 11:44 2014 Quant Results File: V5C00093.RES

Quant Method : C:\HPCHEM\1\METHODS\V5C00093.M (RTE Integrator)
Title : VOCs BY GC/MS EPA SW846-8260
Last Update : Fri May 30 09:49:24 2014
Response via : Initial Calibration
DataAcq Meth : V5C0001A

	Compound	R.T.	QIon	Response	Conc Unit		Qvalue
79)	sec-Butylbenzene	11.23	105	169108	5.32 ppb	#	100
80)	1,3-Dichlorobenzene	11.41	146	71923	5.11 ppb	#	98
81)	1,4-Dichlorobenzene	11.51	146	73527	5.04 ppb	#	99
82)	1,2-Dichlorobenzene	11.94	146	57828	4.66 ppb	#	100
83)	p-Isopropyltoluene	11.39	119	137723	5.35 ppb	#	100
84)	n-Butylbenzene	11.86	91	163787	5.17 ppb	#	75
85)	1,2,4,5-Tetramethylbenzene	12.72	119	112746	4.82 ppb		97
86)	1,2,4-Trichlorobenzene	13.75	180	55168	4.53 ppb		98
87)	Naphthalene	14.04	128	61056	4.87 ppb	#	100
88)	Hexachloro-1,3-Butadiene	13.89	225	23329	4.03 ppb	#	100
89)	1,2,3-Trichlorobenzene	14.33	182	44180	4.39 ppb	#	99

(#) = qualifier out of range (m) = manual integration

Quantitation Report

Data File : C:\HPCHEM\1\DATA\V5061814\V524267C.D Vial: 2
Acq On : 18 Jun 2014 1:18 pm Operator: SS
Sample : 5PPB VOA CALIBRATION CURVE Inst : VOA No. 5
Misc : QBV5061814A Multiplr: 1.00
MS Integration Params: RTEINT1.P
Quant Time: Jun 19 11:44 2014 Quant Results File: V5C00093.RES

Method : C:\HPCHEM\1\METHODS\V5C00093.M (RTE Integrator)
Title : VOCs BY GC/MS EPA SW846-8260
Last Update : Fri May 30 09:49:24 2014
Response via : Initial Calibration

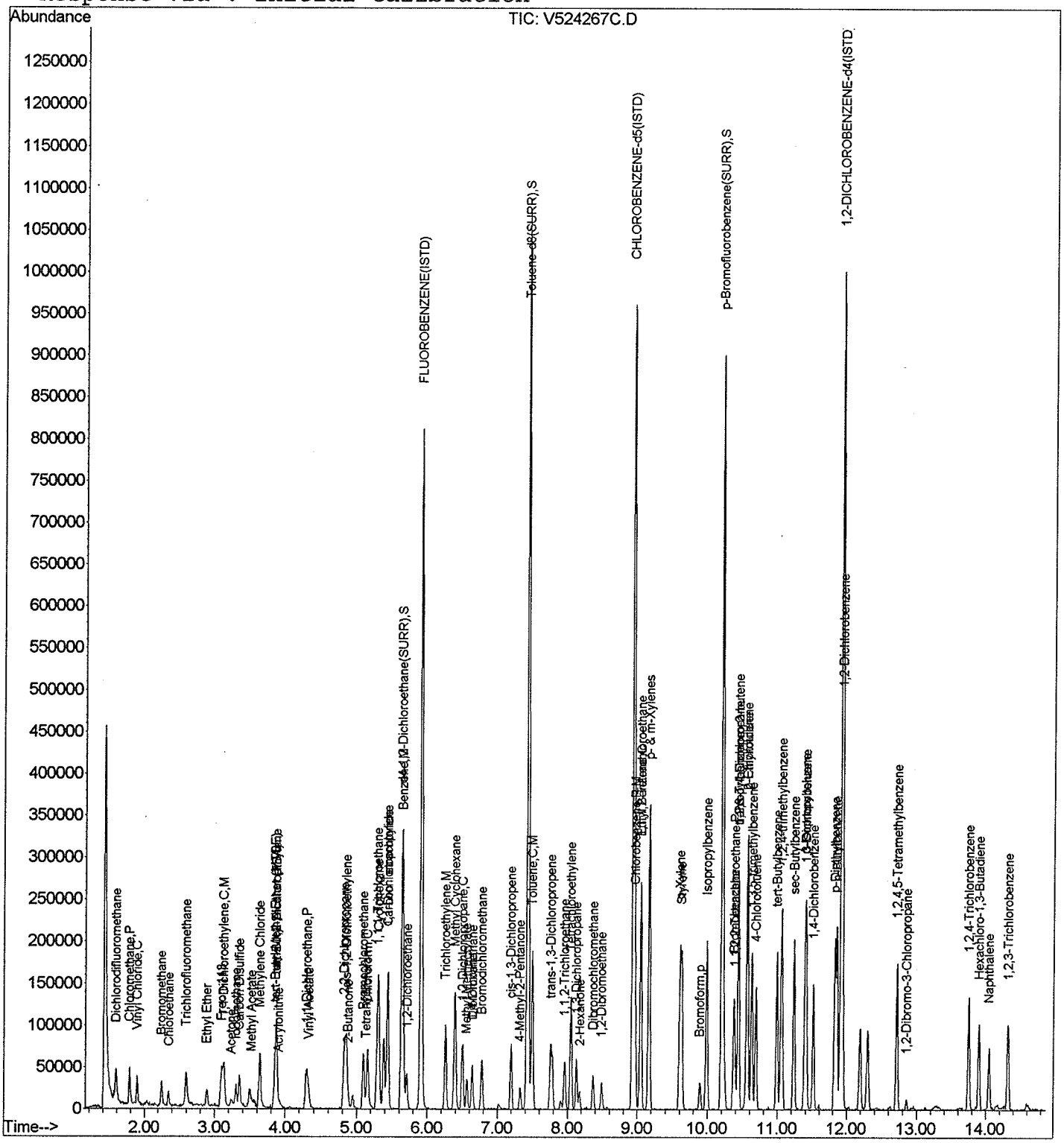

Quantitation Report (Not Reviewed)

Data File : C:\HPCHEM\1\DATA\V5061814\V524268C.D Vial: 3
Acq On : 18 Jun 2014 1:53 pm Operator: SS
Sample : 10PPB VOA CALIBRATION CURVE Inst : VOA No. 5
Misc : QBV5061814A Multiplr: 1.00
MS Integration Params: RTEINT1.P
Quant Time: Jun 19 9:44 2014 Quant Results File: V5C00093.RES

Quant Method : C:\HPCHEM\1\METHODS\V5C00093.M (RTE Integrator)
Title : VOCs BY GC/MS EPA SW846-8260
Last Update : Fri May 30 09:49:24 2014
Response via : Initial Calibration
DataAcq Meth : V5C0001A

Internal Standards	R.T.	QIon	Response	Conc Units	Dev(Min)
1) FLUOROBENZENE(ISTD)	5.91	70	162595	50.00 ppb	0.01
36) CHLOROBENZENE-d5(ISTD)	8.94	117	616300	50.00 ppb	0.02
62) 1,2-DICHLOROBENZENE-d4(IST	11.92	152	336301	50.00 ppb	0.02
System Monitoring Compounds					
32) d4-1,2-Dichloroethane(SURR	5.63	65	173337	46.39 ppb	0.01
Spiked Amount 50.000 Range 64 - 122 Recovery = 92.78%					
47) Toluene-d8(SURR)	7.43	98	753770	45.93 ppb	0.02
Spiked Amount 50.000 Range 83 - 114 Recovery = 91.86%					
64) p-Bromofluorobenzene(SURR)	10.20	174	349594	45.04 ppb	0.01
Spiked Amount 50.000 Range 71 - 126 Recovery = 90.08%					

Target Compounds						Qvalue
2) Dichlorodifluoromethane	1.59	85	89550	10.13 ppb		98
3) Chloromethane	1.79	50	71410	12.45 ppb		99
4) Vinyl Chloride	1.90	62	70375	14.99 ppb		100
5) Bromomethane	2.26	94	40230	13.64 ppb		97
6) Chloroethane	2.36	64	34745	15.60 ppb	#	97
7) Trichlorofluoromethane	2.60	101	90509	11.79 ppb		100
8) Ethyl Ether	2.90	59	31652	15.92 ppb		90
9) Freon-113	3.11	101	54352	15.13 ppb		97
10) 1,1-Dichloroethylene	3.13	61	75538	13.73 ppb		98
12) Iodomethane	3.31	142	67164	14.89 ppb	#	100
13) Methyl Acetate	3.53	43	18227m	13.72 ppb		
14) tert-Butyl Alcohol (TBA)	3.78	59	2984	7.89 ppb	#	97
15) trans-1,2-Dichloroethylene	3.88	61	94885	12.22 ppb		99
16) Carbon Disulfide	3.36	76	136852	14.77 ppb		100
17) Methylene Chloride	3.64	49	81937	14.36 ppb		97
18) Acrylonitrile	3.92	53	12267	13.02 ppb	#	57
19) tert-Butyl Methyl Ether (M	3.85	73	148106	11.71 ppb		99
20) Acetone	3.23	43	14758	20.67 ppb	#	100
21) 1,1-Dichloroethane	4.30	63	121309	11.58 ppb		98
22) Vinyl Acetate	4.32	43	51439	10.60 ppb		100
23) cis-1,2-Dichloroethylene	4.86	96	82407	13.55 ppb		94
24) 2-Butanone	4.88	72	6292	16.60 ppb		96
25) 2,2-Dichloropropane	4.83	77	109667	10.89 ppb		99
26) Bromochloromethane	5.09	49	48915	12.16 ppb		99
27) Chloroform	5.16	83	124817	11.72 ppb		100
28) Tetrahydrofuran	5.13	71	4384	11.57 ppb	#	1
29) 1,1-Dichloropropylene	5.45	75	104515	12.48 ppb	#	88
30) 1,1,1-Trichloroethane	5.30	97	111934	11.30 ppb	#	100
31) Cyclohexane	5.32	56	117693	13.13 ppb		98

(#) = qualifier out of range (m) = manual integration

Quantitation Report (Not Reviewed)

Data File : C:\HPCHEM\1\DATA\V5061814\V524268C.D Vial: 3
Acq On : 18 Jun 2014 1:53 pm Operator: SS
Sample : 10PPB VOA CALIBRATION CURVE Inst : VOA No. 5
Misc : QBV5061814A Multiplr: 1.00
MS Integration Params: RTEINT1.P
Quant Time: Jun 19 9:44 2014 Quant Results File: V5C00093.RES

Quant Method : C:\HPCHEM\1\METHODS\V5C00093.M (RTE Integrator)
Title : VOCs BY GC/MS EPA SW846-8260
Last Update : Fri May 30 09:49:24 2014
Response via : Initial Calibration
DataAcq Meth : V5C0001A

	Compound	R.T.	QIon	Response	Conc Unit		Qvalue
33)	Carbon Tetrachloride	5.44	117	85090	10.37 ppb	#	88
34)	1,2-Dichloroethane	5.71	62	65903	10.64 ppb		99
35)	Benzene	5.65	78	282585	13.35 ppb		96
37)	Trichloroethylene	6.26	95	76756	10.38 ppb		99
38)	Methyl Cyclohexane	6.39	83	140885	11.25 ppb	#	60
39)	Dibromomethane	6.64	93	36427	10.85 ppb		96
40)	Methyl Methacrylate	6.56	69	34326	9.71 ppb		99
41)	Bromodichloromethane	6.78	83	86752	9.46 ppb	#	69
42)	1,2-Dichloropropane	6.50	63	62289	10.45 ppb	#	100
43)	1,4-Dioxane	6.64	88	3695m	146.87 ppb		
44)	2-Chloroethylvinyl ether	7.04	63	885m	1.95 ppb		
45)	cis-1,3-Dichloropropene	7.20	75	105473	10.44 ppb		100
46)	2-Hexanone	8.17	43	27438	9.64 ppb		97
48)	Toluene	7.50	91	289991	11.07 ppb		100
49)	trans-1,3-Dichloropropene	7.76	75	85863	9.85 ppb	#	98
50)	1,1,2-Trichloroethane	7.96	83	42038	10.85 ppb		92
51)	1,3-Dichloropropane	8.13	76	88309	10.51 ppb	#	97
52)	Tetrachloroethylene	8.05	166	111075	10.99 ppb		99
53)	4-Methyl-2-Pentanone	7.34	43	38027	9.45 ppb		99
54)	Dibromochloromethane	8.38	129	49195	8.67 ppb		100
55)	1,2-Dibromoethane	8.50	107	49090	10.12 ppb		98
56)	Chlorobenzene	8.97	112	168547	11.03 ppb		98
57)	Ethyl Benzene	9.05	91	327642	11.22 ppb		99
58)	p- & m-Xylenes	9.17	91	501795m	22.21 ppb		
59)	o-Xylene	9.61	91	253077	10.39 ppb		99
60)	Styrene	9.63	104	180493	11.57 ppb	#	73
61)	1,1,1,2-Tetrachloroethane	9.06	131	53623	10.07 ppb		93
63)	Bromoform	9.90	173	37967	7.50 ppb	#	100
65)	p-Ethyltoulene	10.56	105	293425	10.49 ppb		95
66)	p-Diethylbenzene	11.83	119	156757	10.50 ppb		99
67)	1,1,2,2-Tetrachloroethane	10.40	83	53174	9.75 ppb		98
68)	1,2,3-Trichloropropane	10.44	110	15123	10.19 ppb		99
69)	Isopropylbenzene	9.99	105	308463	10.34 ppb	#	91
70)	1,2-Dibromo-3-Chloropropan	12.86	75	8772	9.36 ppb		98
71)	Bromobenzene	10.38	77	108260	9.62 ppb		97
72)	trans-1,4-Dichloro-2-buten	10.44	75	54143m	9.61 ppb		
73)	n-Propylbenzene	10.44	91	383971	10.57 ppb		100
74)	2-Chlorotoluene	10.57	91	236134m	9.17 ppb		
75)	4-Chlorotoluene	10.69	91	249858	10.54 ppb		100
76)	tert-Butylbenzene	10.99	119	210466	10.08 ppb	#	92
77)	1,3,5-trimethylbenzene	10.63	105	239157	10.15 ppb	#	100

(#) = qualifier out of range (m) = manual integration

Quantitation Report (Not Reviewed)

Data File : C:\HPCHEM\1\DATA\V5061814\V524268C.D
Acq On : 18 Jun 2014 1:53 pm
Sample : 10PPB VOA CALIBRATION CURVE
Misc : QBV5061814A
MS Integration Params: RTEINT1.P
Quant Time: Jun 19 9:44 2014

Vial: 3
Operator: SS
Inst : VOA No. 5
Multiplr: 1.00

Quant Results File: V5C00093.RES

Quant Method : C:\HPCHEM\1\METHODS\V5C00093.M (RTE Integrator)
Title : VOCs BY GC/MS EPA SW846-8260
Last Update : Fri May 30 09:49:24 2014
Response via : Initial Calibration
DataAcq Meth : V5C0001A

	Compound	R.T.	QIon	Response	Conc	Unit		Qvalue
78)	1,2,4-trimethylbenzene	11.06	105	248748	10.78	ppb		99
79)	sec-Butylbenzene	11.23	105	323224	10.39	ppb	#	94
80)	1,3-Dichlorobenzene	11.41	146	143910	10.43	ppb	#	68
81)	1,4-Dichlorobenzene	11.51	146	152612	10.68	ppb	#	68
82)	1,2-Dichlorobenzene	11.94	146	119228	9.81	ppb	#	100
83)	p-Isopropyltoluene	11.39	119	261015	10.34	ppb	#	100
84)	n-Butylbenzene	11.86	91	322152	10.37	ppb	#	100
85)	1,2,4,5-Tetramethylbenzene	12.72	119	238555	10.40	ppb		98
86)	1,2,4-Trichlorobenzene	13.75	180	110552	9.26	ppb		98
87)	Naphthalene	14.05	128	125057	10.19	ppb	#	97
88)	Hexachloro-1,3-Butadiene	13.90	225	45840	8.08	ppb	#	100
89)	1,2,3-Trichlorobenzene	14.33	182	91640	9.28	ppb		99

(#) = qualifier out of range (m) = manual integration

Quantitation Report

Data File : C:\HPCHEM\1\DATA\V5061814\V524268C.D
Acq On : 18 Jun 2014 1:53 pm
Sample : 10PPB VOA CALIBRATION CURVE
Misc : QBV5061814A
MS Integration Params: RTEINT1.P
Quant Time: Jun 19 9:44 2014

Vial: 3
Operator: SS
Inst : VOA No. 5
Multiplr: 1.00

Quant Results File: V5C00093.RES

Method : C:\HPCHEM\1\METHODS\V5C00093.M (RTE Integrator)
Title : VOCs BY GC/MS EPA SW846-8260
Last Update : Fri May 30 09:49:24 2014
Response via : Initial Calibration

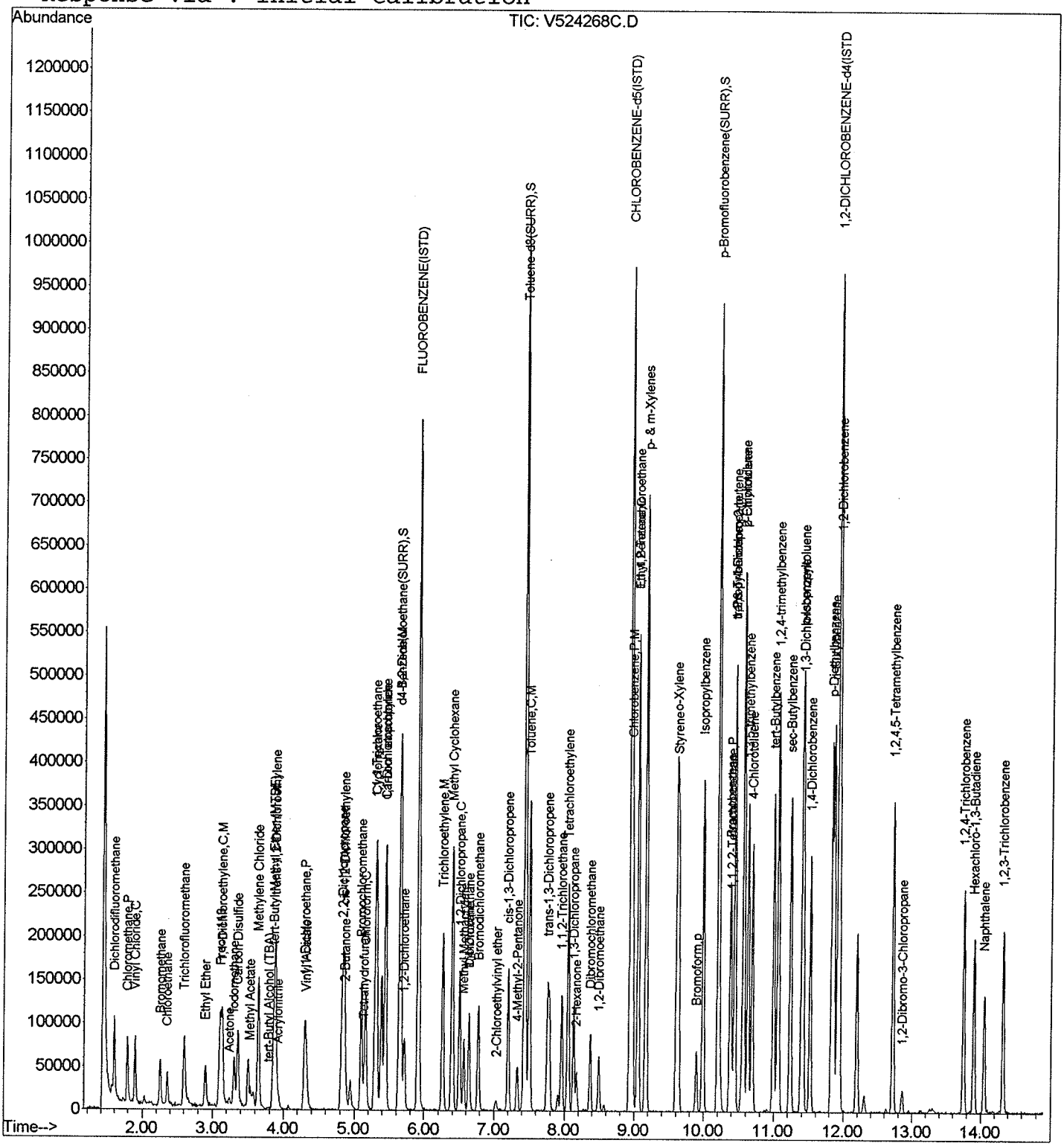

Quantitation Report (Not Reviewed)

Data File : C:\HPCHEM\1\DATA\V5061814\V524269C.D
Acq On : 18 Jun 2014 2:28 pm
Sample : 20PPB VOA CALIBRATION CURVE
Misc : QBV5061814A
MS Integration Params: RTEINT1.P
Quant Time: Jun 19 11:38 2014

Vial: 4
Operator: SS
Inst : VOA No. 5
Multiplr: 1.00

Quant Results File: V5C00093.RES

Quant Method : C:\HPCHEM\1\METHODS\V5C00093.M (RTE Integrator)
Title : VOCs BY GC/MS EPA SW846-8260
Last Update : Fri May 30 09:49:24 2014
Response via : Initial Calibration
DataAcq Meth : V5C0001A

Internal Standards	R.T.	QIon	Response	Conc Units	Dev(Min)
1) FLUOROBENZENE(ISTD)	5.91	70	158420	50.00 ppb	0.01
36) CHLOROBENZENE-d5(ISTD)	8.93	117	593504	50.00 ppb	0.01
62) 1,2-DICHLOROBENZENE-d4(IST	11.92	152	334475	50.00 ppb	0.01
System Monitoring Compounds					
32) d4-1,2-Dichloroethane(SURR	5.63	65	155418	42.69 ppb	0.01
Spiked Amount 50.000 Range 64 - 122 Recovery = 85.38%					
47) Toluene-d8(SURR)	7.43	98	711621	45.03 ppb	0.02
Spiked Amount 50.000 Range 83 - 114 Recovery = 90.06%					
64) p-Bromofluorobenzene(SURR)	10.20	174	333230	43.17 ppb	0.01
Spiked Amount 50.000 Range 71 - 126 Recovery = 86.34%					

Target Compounds						Qvalue
2) Dichlorodifluoromethane	1.59	85	175134	20.34 ppb		99
3) Chloromethane	1.78	50	148432	26.56 ppb		99
4) Vinyl Chloride	1.89	62	128472	28.08 ppb		99
5) Bromomethane	2.24	94	55950	19.47 ppb		96
6) Chloroethane	2.35	64	52786	24.32 ppb		99
7) Trichlorofluoromethane	2.60	101	153405	20.51 ppb		98
8) Ethyl Ether	2.89	59	46975	24.25 ppb	#	67
9) Freon-113	3.10	101	85149	24.33 ppb		95
10) 1,1-Dichloroethylene	3.13	61	118969	22.19 ppb	#	76
12) Iodomethane	3.30	142	117267	26.68 ppb	#	100
13) Methyl Acetate	3.53	43	40044m	31.74 ppb		
14) tert-Butyl Alcohol (TBA)	3.79	59	6369	17.29 ppb	#	97
15) trans-1,2-Dichloroethylene	3.87	61	171421	22.65 ppb		99
16) Carbon Disulfide	3.36	76	234003	25.92 ppb		100
17) Methylene Chloride	3.64	49	102256	18.39 ppb		99
18) Acrylonitrile	3.91	53	21639	23.58 ppb	#	96
19) tert-Butyl Methyl Ether (M	3.86	73	261657	21.23 ppb		99
20) Acetone	3.24	43	22932	32.96 ppb	#	100
21) 1,1-Dichloroethane	4.30	63	235641	23.09 ppb		97
22) Vinyl Acetate	4.32	43	91646	19.38 ppb		99
23) cis-1,2-Dichloroethylene	4.85	96	154166	26.01 ppb	#	43
24) 2-Butanone	4.87	72	7596	20.57 ppb		67
25) 2,2-Dichloropropane	4.82	77	221055	22.53 ppb		100
26) Bromochloromethane	5.09	49	88185	22.51 ppb		96
27) Chloroform	5.15	83	233458	22.50 ppb		100
28) Tetrahydrofuran	5.12	71	9336	25.29 ppb	#	1
29) 1,1-Dichloropropylene	5.44	75	197817	24.25 ppb		98
30) 1,1,1-Trichloroethane	5.29	97	212276	21.99 ppb	#	97
31) Cyclohexane	5.31	56	221229	25.33 ppb		98

(#) = qualifier out of range (m) = manual integration

Quantitation Report (Not Reviewed)

Data File : C:\HPCHEM\1\DATA\V5061814\V524269C.D
Acq On : 18 Jun 2014 2:28 pm
Sample : 20PPB VOA CALIBRATION CURVE
Misc : QBV5061814A
MS Integration Params: RTEINT1.P
Quant Time: Jun 19 11:38 2014

Vial: 4
Operator: SS
Inst : VOA No. 5
Multiplr: 1.00

Quant Results File: V5C00093.RES

Quant Method : C:\HPCHEM\1\METHODS\V5C00093.M (RTE Integrator)
Title : VOCs BY GC/MS EPA SW846-8260
Last Update : Fri May 30 09:49:24 2014
Response via : Initial Calibration
DataAcq Meth : V5C0001A

	Compound	R.T.	QIon	Response	Conc Unit		Qvalue
33)	Carbon Tetrachloride	5.44	117	166119	20.79 ppb		99
34)	1,2-Dichloroethane	5.71	62	117660	19.49 ppb	#	97
35)	Benzene	5.65	78	530783	25.74 ppb		99
37)	Trichloroethylene	6.25	95	147608	20.73 ppb		98
38)	Methyl Cyclohexane	6.39	83	249930	20.72 ppb	#	60
39)	Dibromomethane	6.64	93	68740	21.27 ppb		96
40)	Methyl Methacrylate	6.57	69	58501	17.18 ppb		99
41)	Bromodichloromethane	6.78	83	164055	18.58 ppb		98
42)	1,2-Dichloropropane	6.50	63	119495	20.82 ppb	#	100
43)	1,4-Dioxane	6.65	88	9458	390.39 ppb		95
44)	2-Chloroethylvinyl ether	7.04	63	1913	4.38 ppb	#	100
45)	cis-1,3-Dichloropropene	7.20	75	198907	20.44 ppb	#	94
46)	2-Hexanone	8.17	43	49736	18.14 ppb		99
48)	Toluene	7.50	91	555611	22.02 ppb		99
49)	trans-1,3-Dichloropropene	7.76	75	156842	18.68 ppb		98
50)	1,1,2-Trichloroethane	7.95	83	74819	20.05 ppb		95
51)	1,3-Dichloropropane	8.12	76	161795	20.00 ppb	#	87
52)	Tetrachloroethylene	8.04	166	209468	21.52 ppb		99
53)	4-Methyl-2-Pentanone	7.32	43	69155	17.85 ppb		100
54)	Dibromochloromethane	8.37	129	99489	18.22 ppb		98
55)	1,2-Dibromoethane	8.49	107	92620	19.83 ppb		99
56)	Chlorobenzene	8.96	112	317016	21.54 ppb		97
57)	Ethyl Benzene	9.05	91	603414	21.46 ppb		99
58)	p- & m-Xylenes	9.17	91	913386m	41.97 ppb		
59)	o-Xylene	9.60	91	476552	20.31 ppb		99
60)	Styrene	9.63	104	346504	23.07 ppb	#	97
61)	1,1,1,2-Tetrachloroethane	9.05	131	105434	20.55 ppb		98
63)	Bromoform	9.90	173	79918	15.88 ppb	#	100
65)	p-Ethyltoulene	10.56	105	543895	19.55 ppb		99
66)	p-Diethylbenzene	11.82	119	293838	19.79 ppb		97
67)	1,1,2,2-Tetrachloroethane	10.39	83	102132	18.83 ppb		100
68)	1,2,3-Trichloropropane	10.44	110	26762	18.12 ppb		96
69)	Isopropylbenzene	9.99	105	583464	19.67 ppb	#	100
70)	1,2-Dibromo-3-Chloropropan	12.85	75	16580	17.78 ppb		99
71)	Bromobenzene	10.37	77	209411	18.71 ppb		97
72)	trans-1,4-Dichloro-2-buten	10.44	75	103715m	18.50 ppb		
73)	n-Propylbenzene	10.44	91	731305m	20.24 ppb		
74)	2-Chlorotoluene	10.56	91	465097m	18.16 ppb		
75)	4-Chlorotoluene	10.68	91	441513	18.73 ppb		99
76)	tert-Butylbenzene	10.99	119	396670	19.11 ppb	#	92
77)	1,3,5-trimethylbenzene	10.62	105	436825	18.65 ppb	#	100

(#) = qualifier out of range (m) = manual integration

Quantitation Report (Not Reviewed)

Data File : C:\HPCHEM\1\DATA\V5061814\V524269C.D
Acq On : 18 Jun 2014 2:28 pm
Sample : 20PPB VOA CALIBRATION CURVE
Misc : QBV5061814A
MS Integration Params: RTEINT1.P
Quant Time: Jun 19 11:38 2014

Vial: 4
Operator: SS
Inst : VOA No. 5
Multiplr: 1.00

Quant Results File: V5C00093.RES

Quant Method : C:\HPCHEM\1\METHODS\V5C00093.M (RTE Integrator)
Title : VOCs BY GC/MS EPA SW846-8260
Last Update : Fri May 30 09:49:24 2014
Response via : Initial Calibration
DataAcq Meth : V5C0001A

	Compound	R.T.	QIon	Response	Conc	Unit		Qvalue
78)	1,2,4-trimethylbenzene	11.05	105	468811	20.43	ppb		100
79)	sec-Butylbenzene	11.23	105	618542	19.98	ppb	#	94
80)	1,3-Dichlorobenzene	11.41	146	263921	19.23	ppb	#	97
81)	1,4-Dichlorobenzene	11.51	146	277143	19.50	ppb	#	98
82)	1,2-Dichlorobenzene	11.93	146	236731	19.59	ppb	#	100
83)	p-Isopropyltoluene	11.39	119	496911	19.80	ppb	#	100
84)	n-Butylbenzene	11.86	91	623295	20.18	ppb	#	100
85)	1,2,4,5-Tetramethylbenzene	12.71	119	427807	18.75	ppb		97
86)	1,2,4-Trichlorobenzene	13.75	180	220305	18.56	ppb		97
87)	Naphthalene	14.04	128	234980	19.25	ppb	#	97
88)	Hexachloro-1,3-Butadiene	13.89	225	87444	15.49	ppb	#	100
89)	1,2,3-Trichlorobenzene	14.32	182	168636	17.18	ppb	#	95

(#) = qualifier out of range (m) = manual integration

Quantitation Report

Data File : C:\HPCHEM\1\DATA\V5061814\V524269C.D Vial: 4
Acq On : 18 Jun 2014 2:28 pm Operator: SS
Sample : 20PPB VOA CALIBRATION CURVE Inst : VOA No. 5
Misc : QBV5061814A Multiplr: 1.00
MS Integration Params: RTEINT1.P
Quant Time: Jun 19 11:38 2014 Quant Results File: V5C00093.RES

Method : C:\HPCHEM\1\METHODS\V5C00093.M (RTE Integrator)
Title : VOCs BY GC/MS EPA SW846-8260
Last Update : Fri May 30 09:49:24 2014
Response via : Initial Calibration

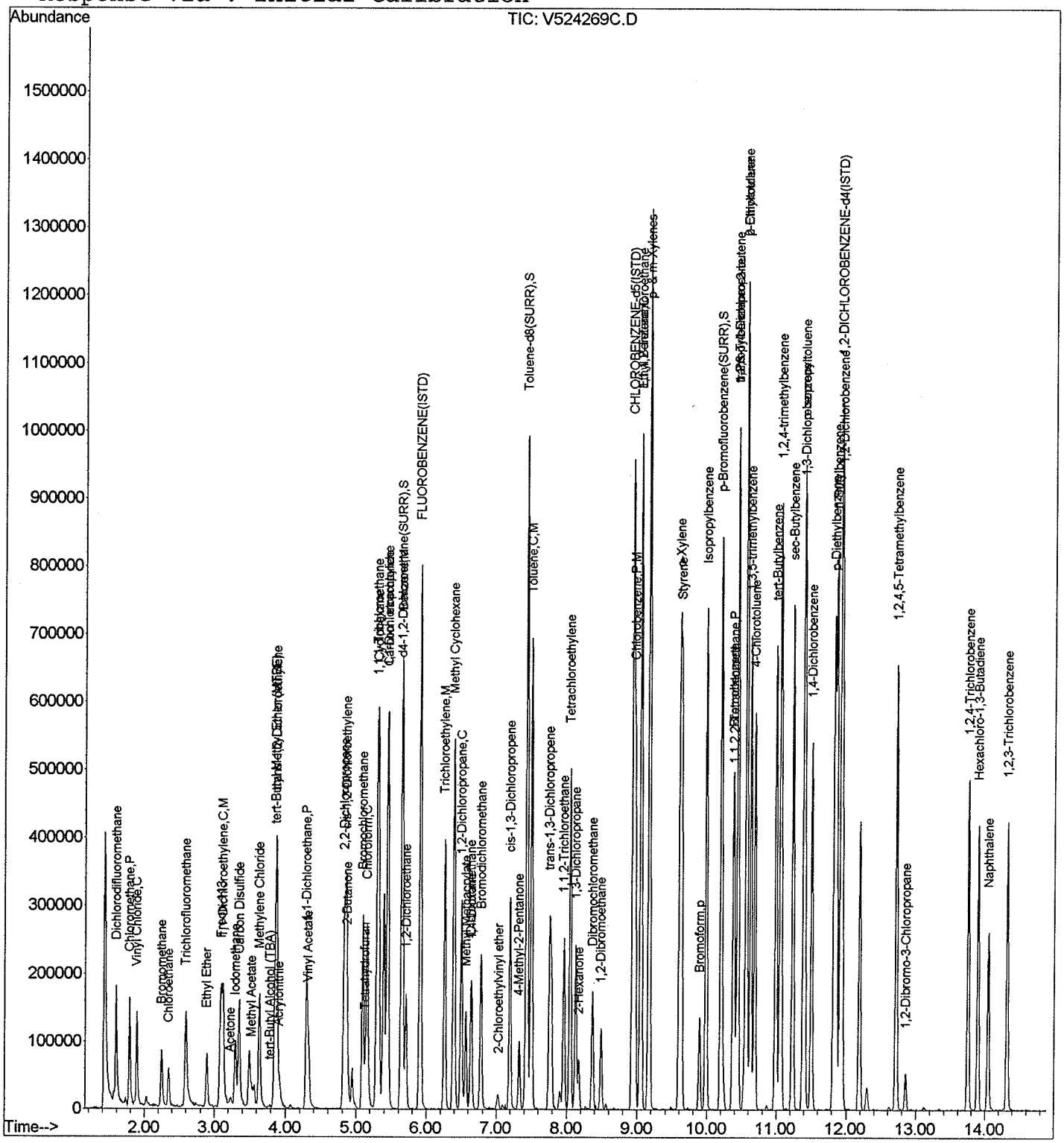

Quantitation Report (QT Reviewed)

Data File : C:\HPCHEM\1\DATA\V5061814\V524270C.D Vial: 5
Acq On : 18 Jun 2014 3:03 pm Operator: SS
Sample : 50PPB VOA CALIBRATION CURVE Inst : VOA No. 5
Misc : QBV5061814A Multiplr: 1.00
MS Integration Params: RTEINT1.P
Quant Time: Jun 19 11:46 2014 Quant Results File: V5C00093.RES

Quant Method : C:\HPCHEM\1\METHODS\V5C00093.M (RTE Integrator)
Title : VOCs BY GC/MS EPA SW846-8260
Last Update : Fri May 30 09:49:24 2014
Response via : Initial Calibration
DataAcq Meth : V5C0001A

Internal Standards	R.T.	QIon	Response	Conc Units	Dev(Min)
1) FLUOROBENZENE(ISTD)	5.92	70	180246	50.00 ppb	0.02
36) CHLOROBENZENE-d5(ISTD)	8.94	117	640134	50.00 ppb	0.02
62) 1,2-DICHLOROBENZENE-d4(IST	11.92	152	370787	50.00 ppb	0.02
System Monitoring Compounds					
32) d4-1,2-Dichloroethane(SURR	5.63	65	171132	41.31 ppb	0.01
Spiked Amount 50.000 Range 64 - 122 Recovery = 82.62%					
47) Toluene-d8(SURR)	7.43	98	795366	46.66 ppb	0.02
Spiked Amount 50.000 Range 83 - 114 Recovery = 93.32%					
64) p-Bromofluorobenzene(SURR)	10.20	174	375721	43.91 ppb	0.01
Spiked Amount 50.000 Range 71 - 126 Recovery = 87.82%					

Target Compounds						Qvalue
2) Dichlorodifluoromethane	1.59	85	490422	50.05 ppb		99
3) Chloromethane	1.79	50	388965	61.16 ppb		99
4) Vinyl Chloride	1.90	62	348465	66.95 ppb		98
5) Bromomethane	2.25	94	200839	61.41 ppb		99
6) Chloroethane	2.36	64	185140	74.97 ppb		99
7) Trichlorofluoromethane	2.60	101	491509	57.76 ppb		100
8) Ethyl Ether	2.90	59	132227	60.00 ppb		97
9) Freon-113	3.10	101	265198	66.61 ppb		97
10) 1,1-Dichloroethylene	3.13	61	323229	53.00 ppb	#	96
11) Acrolein	3.08	56	4112	19.10 ppb	#	50
12) Iodomethane	3.31	142	305889	61.16 ppb	#	100
13) Methyl Acetate	3.53	43	90566m	64.29 ppb		
14) tert-Butyl Alcohol (TBA)	3.78	59	18704	44.64 ppb	#	97
15) trans-1,2-Dichloroethylene	3.88	61	397577	46.18 ppb		97
16) Carbon Disulfide	3.36	76	604059	58.81 ppb		100
17) Methylene Chloride	3.64	49	294171	46.49 ppb		97
18) Acrylonitrile	3.92	53	53038	50.79 ppb	#	94
19) tert-Butyl Methyl Ether (M	3.86	73	642532	45.83 ppb	#	93
20) Acetone	3.25	43	43325	54.74 ppb	#	100
21) 1,1-Dichloroethane	4.30	63	571798	49.24 ppb		100
22) Vinyl Acetate	4.33	43	280039	52.06 ppb		100
23) cis-1,2-Dichloroethylene	4.86	96	361758	53.65 ppb		93
24) 2-Butanone	4.88	72	21068	50.14 ppb		82
25) 2,2-Dichloropropane	4.83	77	499073	44.71 ppb		99
26) Bromochloromethane	5.09	49	242121	54.31 ppb		97
27) Chloroform	5.16	83	536978	45.49 ppb		99
28) Tetrahydrofuran	5.12	71	19825	47.20 ppb	#	1
29) 1,1-Dichloropropylene	5.45	75	458684	49.42 ppb	#	88
30) 1,1,1-Trichloroethane	5.29	97	501541	45.67 ppb	#	100

(#) = qualifier out of range (m) = manual integration

Quantitation Report (QT Reviewed)

Data File : C:\HPCHEM\1\DATA\V5061814\V524270C.D Vial: 5
Acq On : 18 Jun 2014 3:03 pm Operator: SS
Sample : 50PPB VOA CALIBRATION CURVE Inst : VOA No. 5
Misc : QBV5061814A Multiplr: 1.00
MS Integration Params: RTEINT1.P
Quant Time: Jun 19 11:46 2014 Quant Results File: V5C00093.RES

Quant Method : C:\HPCHEM\1\METHODS\V5C00093.M (RTE Integrator)
Title : VOCs BY GC/MS EPA SW846-8260
Last Update : Fri May 30 09:49:24 2014
Response via : Initial Calibration
DataAcq Meth : V5C0001A

	Compound	R.T.	QIon	Response	Conc	Unit		Qvalue
31)	Cyclohexane	5.31	56	544023	54.75	ppb		99
33)	Carbon Tetrachloride	5.44	117	414008	45.54	ppb		99
34)	1,2-Dichloroethane	5.71	62	304784	44.38	ppb		100
35)	Benzene	5.65	78	1225368	52.22	ppb		98
37)	Trichloroethylene	6.26	95	336489	43.81	ppb		96
38)	Methyl Cyclohexane	6.39	83	644895	49.57	ppb	#	60
39)	Dibromomethane	6.64	93	160023	45.91	ppb		99
40)	Methyl Methacrylate	6.56	69	152426	41.51	ppb		99
41)	Bromodichloromethane	6.78	83	398019	41.79	ppb	#	69
42)	1,2-Dichloropropane	6.50	63	277216	44.79	ppb	#	100
43)	1,4-Dioxane	6.64	88	25591	979.36	ppb		96
44)	2-Chloroethylvinyl ether	7.03	63	3853	8.17	ppb	#	100
45)	cis-1,3-Dichloropropene	7.20	75	482518	45.96	ppb		99
46)	2-Hexanone	8.18	43	115999	39.23	ppb		100
48)	Toluene	7.50	91	1245291	45.76	ppb		99
49)	trans-1,3-Dichloropropene	7.76	75	392067	43.28	ppb	#	99
50)	1,1,2-Trichloroethane	7.96	83	182550	45.36	ppb	#	54
51)	1,3-Dichloropropane	8.13	76	400169	45.86	ppb	#	97
52)	Tetrachloroethylene	8.05	166	498837	47.51	ppb		99
53)	4-Methyl-2-Pentanone	7.33	43	170287	40.74	ppb		99
54)	Dibromochloromethane	8.37	129	252170	42.81	ppb		100
55)	1,2-Dibromoethane	8.49	107	225357	44.74	ppb		99
56)	Chlorobenzene	8.97	112	744371	46.89	ppb		96
57)	Ethyl Benzene	9.05	91	1392418	45.91	ppb		99
58)	p- & m-Xylenes	9.17	91	2068694m	88.14	ppb		
59)	o-Xylene	9.61	91	1110077	43.86	ppb		98
60)	Styrene	9.63	104	791725	48.86	ppb	#	73
61)	1,1,1,2-Tetrachloroethane	9.06	131	248016	44.82	ppb		96
63)	Bromoform	9.90	173	207453	37.19	ppb	#	100
65)	p-Ethyltoulene	10.56	105	1360203	44.11	ppb		91
66)	p-Diethylbenzene	11.83	119	752800	45.75	ppb		93
67)	1,1,2,2-Tetrachloroethane	10.39	83	246857	41.05	ppb	#	68
68)	1,2,3-Trichloropropane	10.44	110	66892	40.86	ppb		96
69)	Isopropylbenzene	9.99	105	1358882	41.32	ppb	#	91
70)	1,2-Dibromo-3-Chloropropan	12.85	75	37956	36.72	ppb	#	24
71)	Bromobenzene	10.38	77	517487	41.70	ppb		98
72)	trans-1,4-Dichloro-2-buten	10.44	75	238548m	38.38	ppb		
73)	n-Propylbenzene	10.44	91	1638249m	40.90	ppb		
74)	2-Chlorotoluene	10.57	91	1025949m	36.13	ppb		
75)	4-Chlorotoluene	10.69	91	1091224	41.77	ppb		100
76)	tert-Butylbenzene	10.99	119	941245	40.90	ppb	#	99

(#) = qualifier out of range (m) = manual integration

Quantitation Report (QT Reviewed)

Data File : C:\HPCHEM\1\DATA\V5061814\V524270C.D
Acq On : 18 Jun 2014 3:03 pm
Sample : 50PPB VOA CALIBRATION CURVE
Misc : QBV5061814A
MS Integration Params: RTEINT1.P
Quant Time: Jun 19 11:46 2014

Vial: 5
Operator: SS
Inst : VOA No. 5
Multiplr: 1.00

Quant Results File: V5C00093.RES

Quant Method : C:\HPCHEM\1\METHODS\V5C00093.M (RTE Integrator)
Title : VOCs BY GC/MS EPA SW846-8260
Last Update : Fri May 30 09:49:24 2014
Response via : Initial Calibration
DataAcq Meth : V5C0001A

	Compound	R.T.	QIon	Response	Conc	Unit		Qvalue
77)	1,3,5-trimethylbenzene	10.63	105	1071755	41.27	ppb	#	100
78)	1,2,4-trimethylbenzene	11.06	105	1057363	41.56	ppb		98
79)	sec-Butylbenzene	11.24	105	1453658	42.36	ppb	#	94
80)	1,3-Dichlorobenzene	11.41	146	654594	43.02	ppb	#	100
81)	1,4-Dichlorobenzene	11.51	146	667409	42.36	ppb	#	68
82)	1,2-Dichlorobenzene	11.94	146	567517	42.36	ppb	#	100
83)	p-Isopropyltoluene	11.39	119	1174052	42.20	ppb	#	100
84)	n-Butylbenzene	11.86	91	1422877	41.56	ppb	#	75
85)	1,2,4,5-Tetramethylbenzene	12.72	119	1109640	43.88	ppb		96
86)	1,2,4-Trichlorobenzene	13.76	180	524339	39.84	ppb		97
87)	Naphthalene	14.05	128	575555	42.53	ppb	#	97
88)	Hexachloro-1,3-Butadiene	13.91	225	208606	33.34	ppb	#	100
89)	1,2,3-Trichlorobenzene	14.32	182	423823	38.94	ppb	#	96

(#) = qualifier out of range (m) = manual integration

Quantitation Report

Data File : C:\HPCHEM\1\DATA\V5061814\V524270C.D Vial: 5
Acq On : 18 Jun 2014 3:03 pm Operator: SS
Sample : 50PPB VOA CALIBRATION CURVE Inst : VOA No. 5
Misc : QBV5061814A Multiplr: 1.00
MS Integration Params: RTEINT1.P
Quant Time: Jun 19 11:46 2014 Quant Results File: V5C00093.RES

Method : C:\HPCHEM\1\METHODS\V5C00093.M (RTE Integrator)
Title : VOCs BY GC/MS EPA SW846-8260
Last Update : Fri May 30 09:49:24 2014
Response via : Initial Calibration

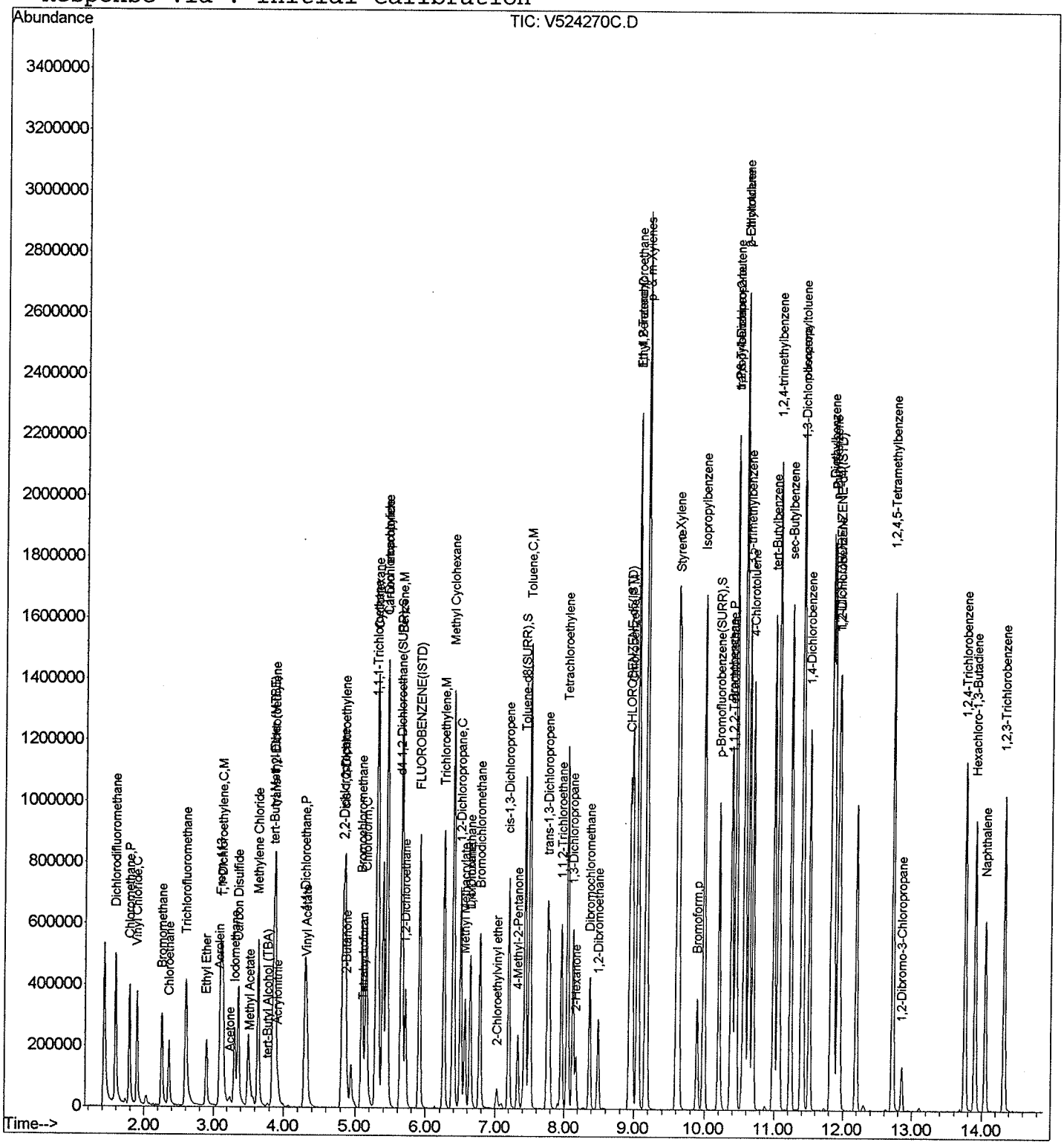

Quantitation Report (Not Reviewed)

Data File : C:\HPCHEM\1\DATA\V5061814\V524271C.D Vial: 6
Acq On : 18 Jun 2014 3:38 pm Operator: SS
Sample : 100PPB VOA CALIBRATION CURVE Inst : VOA No. 5
Misc : QBV5061814A Multiplr: 1.00
MS Integration Params: RTEINT1.P
Quant Time: Jun 19 11:47 2014 Quant Results File: V5C00093.RES

Quant Method : C:\HPCHEM\1\METHODS\V5C00093.M (RTE Integrator)
Title : VOCs BY GC/MS EPA SW846-8260
Last Update : Fri May 30 09:49:24 2014
Response via : Initial Calibration
DataAcq Meth : V5C0001A

Internal Standards	R.T.	QIon	Response	Conc	Units	Dev(Min)
1) FLUOROBENZENE(ISTD)	5.92	70	168110	50.00	ppb	0.02
36) CHLOROBENZENE-d5(ISTD)	8.94	117	643543	50.00	ppb	0.02
62) 1,2-DICHLOROBENZENE-d4(IST	11.92	152	353775	50.00	ppb	0.02
System Monitoring Compounds						
32) d4-1,2-Dichloroethane(SURR	5.64	65	158279	40.97	ppb	0.02
Spiked Amount 50.000 Range 64 - 122 Recovery = 81.94%						
47) Toluene-d8(SURR)	7.44	98	767676	44.80	ppb	0.02
Spiked Amount 50.000 Range 83 - 114 Recovery = 89.60%						
64) p-Bromofluorobenzene(SURR)	10.20	174	380336	46.58	ppb	0.01
Spiked Amount 50.000 Range 71 - 126 Recovery = 93.16%						

Target Compounds							Qvalue
2) Dichlorodifluoromethane	1.60	85	874192	95.66	ppb		99
3) Chloromethane	1.79	50	734279	123.80	ppb		100
4) Vinyl Chloride	1.90	62	635971	131.00	ppb		98
5) Bromomethane	2.26	94	388471	127.37	ppb		98
6) Chloroethane	2.36	64	317029	137.64	ppb		99
7) Trichlorofluoromethane	2.60	101	890217	112.18	ppb		100
8) Ethyl Ether	2.90	59	241393	117.45	ppb		98
9) Freon-113	3.10	101	452881	121.95	ppb		96
10) 1,1-Dichloroethylene	3.14	61	622400	109.42	ppb		99
11) Acrolein	3.09	56	8199	36.33	ppb	#	76
12) Iodomethane	3.31	142	612242	131.25	ppb	#	100
13) Methyl Acetate	3.53	43	152038	118.31	ppb		99
14) tert-Butyl Alcohol (TBA)	3.79	59	33306	85.22	ppb		100
15) trans-1,2-Dichloroethylene	3.88	61	836223	104.14	ppb		98
16) Carbon Disulfide	3.36	76	1161448	121.24	ppb		100
17) Methylene Chloride	3.64	49	583468	98.88	ppb		97
18) Acrylonitrile	3.92	53	101641	104.36	ppb	#	99
19) tert-Butyl Methyl Ether (M	3.86	73	1280286	97.91	ppb		100
20) Acetone	3.24	43	92465	125.25	ppb	#	100
21) 1,1-Dichloroethane	4.30	63	1171447	108.16	ppb		99
22) Vinyl Acetate	4.33	43	476648	95.00	ppb		100
23) cis-1,2-Dichloroethylene	4.86	96	737836	117.32	ppb	#	43
24) 2-Butanone	4.88	72	48191m	122.98	ppb		
25) 2,2-Dichloropropane	4.83	77	1012022	97.20	ppb		99
26) Bromochloromethane	5.10	49	510803	122.86	ppb		97
27) Chloroform	5.16	83	1126238	102.30	ppb		100
28) Tetrahydrofuran	5.13	71	41740	106.55	ppb		98
29) 1,1-Dichloropropylene	5.45	75	882560	101.96	ppb		98
30) 1,1,1-Trichloroethane	5.30	97	1013159	98.91	ppb	#	100

(#) = qualifier out of range (m) = manual integration

Quantitation Report (Not Reviewed)

Data File : C:\HPCHEM\1\DATA\V5061814\V524271C.D Vial: 6
Acq On : 18 Jun 2014 3:38 pm Operator: SS
Sample : 100PPB VOA CALIBRATION CURVE Inst : VOA No. 5
Misc : QBV5061814A Multiplr: 1.00
MS Integration Params: RTEINT1.P
Quant Time: Jun 19 11:47 2014 Quant Results File: V5C00093.RES

Quant Method : C:\HPCHEM\1\METHODS\V5C00093.M (RTE Integrator)
Title : VOCs BY GC/MS EPA SW846-8260
Last Update : Fri May 30 09:49:24 2014
Response via : Initial Calibration
DataAcq Meth : V5C0001A

	Compound	R.T.	QIon	Response	Conc	Unit		Qvalue
31)	Cyclohexane	5.31	56	1008340	108.81	ppb		97
33)	Carbon Tetrachloride	5.44	117	827752	97.62	ppb		98
34)	1,2-Dichloroethane	5.71	62	617310	96.38	ppb	#	99
35)	Benzene	5.66	78	2378688	108.69	ppb		98
37)	Trichloroethylene	6.26	95	706654	91.52	ppb		97
38)	Methyl Cyclohexane	6.40	83	1209887	92.50	ppb	#	60
39)	Dibromomethane	6.64	93	333391	95.13	ppb		99
40)	Methyl Methacrylate	6.57	69	314708	85.25	ppb		99
41)	Bromodichloromethane	6.78	83	835401	87.26	ppb		100
42)	1,2-Dichloropropane	6.51	63	564687	90.75	ppb	#	100
43)	1,4-Dioxane	6.64	88	52587	2001.82	ppb		96
44)	2-Chloroethylvinyl ether	7.04	63	8673	18.29	ppb	#	100
45)	cis-1,3-Dichloropropene	7.20	75	987521	93.57	ppb		99
46)	2-Hexanone	8.17	43	272594	91.69	ppb		100
48)	Toluene	7.50	91	2434652	88.99	ppb		98
49)	trans-1,3-Dichloropropene	7.76	75	826361	90.75	ppb	#	98
50)	1,1,2-Trichloroethane	7.96	83	386484	95.53	ppb		96
51)	1,3-Dichloropropane	8.13	76	811709	92.53	ppb	#	97
52)	Tetrachloroethylene	8.05	166	1061419	100.56	ppb		99
53)	4-Methyl-2-Pentanone	7.33	43	376455	89.60	ppb		100
54)	Dibromochloromethane	8.38	129	551330	93.10	ppb		99
55)	1,2-Dibromoethane	8.50	107	487754	96.32	ppb		98
56)	Chlorobenzene	8.97	112	1538260	96.38	ppb		96
57)	Ethyl Benzene	9.05	91	2629073	86.22	ppb		99
58)	p- & m-Xylenes	9.17	91	3677481m	155.86	ppb		
59)	o-Xylene	9.61	91	2098313	82.47	ppb		98
60)	Styrene	9.63	104	1544668	94.83	ppb	#	73
61)	1,1,1,2-Tetrachloroethane	9.06	131	511385	91.93	ppb		95
63)	Bromoform	9.90	173	463916	87.17	ppb	#	100
65)	p-Ethyltoulene	10.56	105	2382855	80.99	ppb		93
66)	p-Diethylbenzene	11.83	119	1394504	88.82	ppb		90
67)	1,1,2,2-Tetrachloroethane	10.40	83	501125	87.34	ppb		99
68)	1,2,3-Trichloropropane	10.44	110	134167	85.91	ppb		93
69)	Isopropylbenzene	9.99	105	2642491	84.21	ppb	#	99
70)	1,2-Dibromo-3-Chloropropan	12.85	75	83023	84.18	ppb	#	85
71)	Bromobenzene	10.38	77	989295	83.55	ppb		94
72)	trans-1,4-Dichloro-2-buten	10.45	75	468076m	78.94	ppb		
73)	n-Propylbenzene	10.44	91	3040154m	79.55	ppb		
74)	2-Chlorotoluene	10.57	91	1870790m	69.06	ppb		
75)	4-Chlorotoluene	10.69	91	2062804	82.75	ppb		99
76)	tert-Butylbenzene	11.00	119	1891252	86.13	ppb	#	92

(#) = qualifier out of range (m) = manual integration

Quantitation Report (Not Reviewed)

Data File : C:\HPCHEM\1\DATA\V5061814\V524271C.D
Acq On : 18 Jun 2014 3:38 pm
Sample : 100PPB VOA CALIBRATION CURVE
Misc : QBV5061814A
MS Integration Params: RTEINT1.P
Quant Time: Jun 19 11:47 2014

Vial: 6
Operator: SS
Inst : VOA No. 5
Multiplr: 1.00

Quant Results File: V5C00093.RES

Quant Method : C:\HPCHEM\1\METHODS\V5C00093.M (RTE Integrator)
Title : VOCs BY GC/MS EPA SW846-8260
Last Update : Fri May 30 09:49:24 2014
Response via : Initial Calibration
DataAcq Meth : V5C0001A

Compound	R.T.	QIon	Response	Conc Unit		Qvalue
77) 1,3,5-trimethylbenzene	10.63	105	2060061	83.15 ppb	#	100
78) 1,2,4-trimethylbenzene	11.06	105	1963812	80.89 ppb		97
79) sec-Butylbenzene	11.24	105	2673604	81.66 ppb	#	99
80) 1,3-Dichlorobenzene	11.41	146	1265863	87.19 ppb	#	98
81) 1,4-Dichlorobenzene	11.51	146	1319421	87.76 ppb	#	98
82) 1,2-Dichlorobenzene	11.94	146	1166053	91.22 ppb	#	100
83) p-Isopropyltoluene	11.39	119	2196243	82.74 ppb	#	100
84) n-Butylbenzene	11.86	91	2594160	79.41 ppb	#	75
85) 1,2,4,5-Tetramethylbenzene	12.72	119	2068191	85.72 ppb		96
86) 1,2,4-Trichlorobenzene	13.76	180	1048599	83.52 ppb	#	58
87) Naphthalene	14.05	128	1189368	92.12 ppb	#	100
88) Hexachloro-1,3-Butadiene	13.90	225	413524	69.26 ppb	#	100
89) 1,2,3-Trichlorobenzene	14.32	182	846443	81.52 ppb	#	96

(#) = qualifier out of range (m) = manual integration

Quantitation Report

Data File : C:\HPCHEM\1\DATA\V5061814\V524271C.D Vial: 6
Acq On : 18 Jun 2014 3:38 pm Operator: SS
Sample : 100PPB VOA CALIBRATION CURVE Inst : VOA No. 5
Misc : QBV5061814A Multiplr: 1.00
MS Integration Params: RTEINT1.P
Quant Time: Jun 19 11:47 2014 Quant Results File: V5C00093.RES

Method : C:\HPCHEM\1\METHODS\V5C00093.M (RTE Integrator)
Title : VOCs BY GC/MS EPA SW846-8260
Last Update : Fri May 30 09:49:24 2014
Response via : Initial Calibration

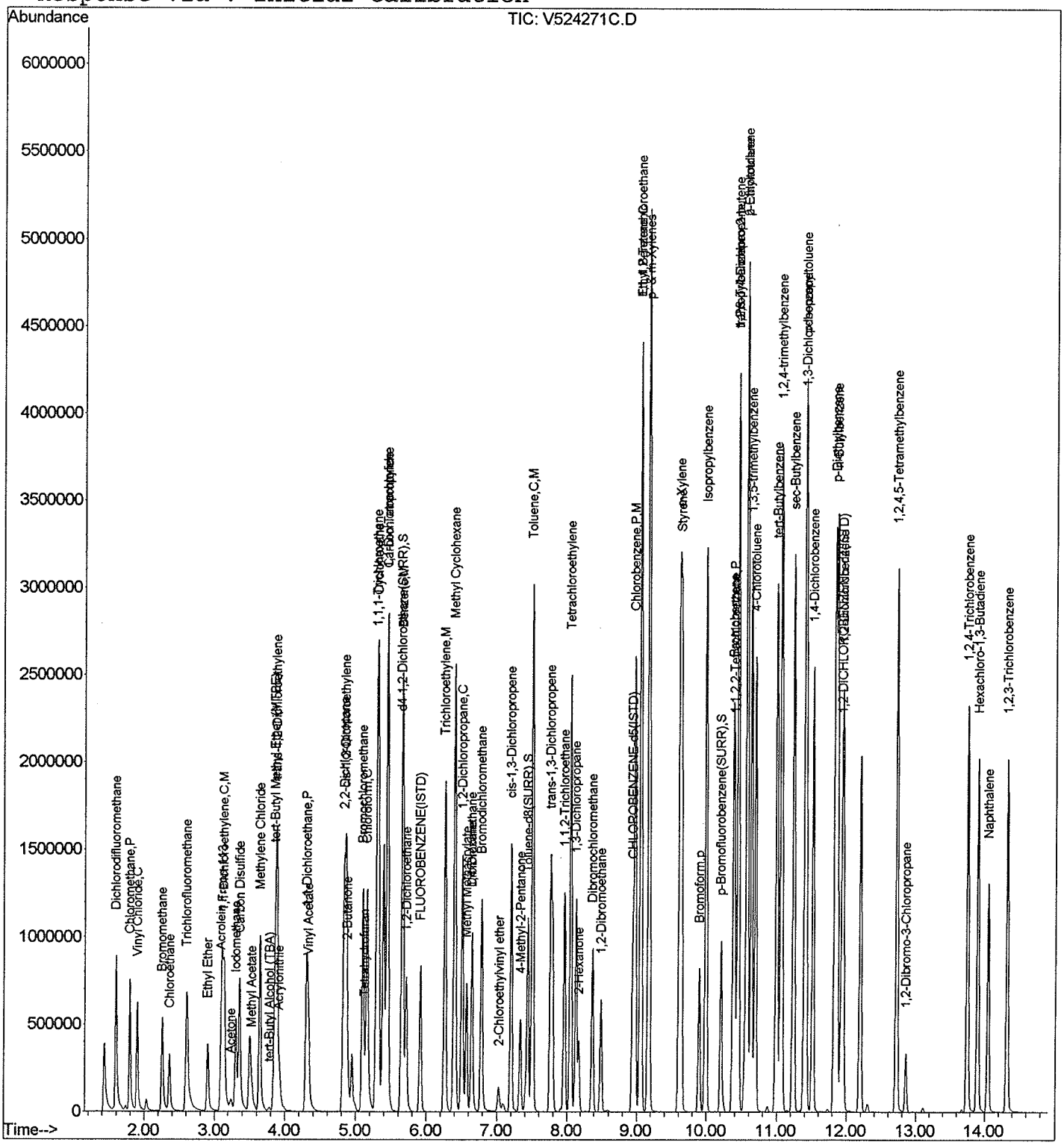

Quantitation Report (QT Reviewed)

Data File : C:\HPCHEM\1\DATA\V5061814\V524272C.D Vial: 7
Acq On : 18 Jun 2014 4:13 pm Operator: SS
Sample : 200PPB VOA CALIBRATION CURVE Inst : VOA No. 5
Misc : QBV5061814A Multiplr: 1.00
MS Integration Params: RTEINT1.P
Quant Time: Jun 19 10:07 2014 Quant Results File: V5C00093.RES

Quant Method : C:\HPCHEM\1\METHODS\V5C00093.M (RTE Integrator)
Title : VOCs BY GC/MS EPA SW846-8260
Last Update : Fri May 30 09:49:24 2014
Response via : Initial Calibration
DataAcq Meth : V5C0001A

Internal Standards	R.T.	QIon	Response	Conc Units	Dev(Min)
1) FLUOROBENZENE(ISTD)	5.91	70	157316	50.00 ppb	0.01
36) CHLOROBENZENE-d5(ISTD)	8.94	117	657504	50.00 ppb	0.02
62) 1,2-DICHLOROBENZENE-d4(IST	11.92	152	344782	50.00 ppb	0.02
System Monitoring Compounds					
32) d4-1,2-Dichloroethane(SURR	5.63	65	148444	41.06 ppb	0.01
Spiked Amount 50.000 Range 64 - 122 Recovery = 82.12%					
47) Toluene-d8(SURR)	7.43	98	780953	44.60 ppb	0.02
Spiked Amount 50.000 Range 83 - 114 Recovery = 89.20%					
64) p-Bromofluorobenzene(SURR)	10.20	174	386602	48.59 ppb	0.01
Spiked Amount 50.000 Range 71 - 126 Recovery = 97.18%					

Target Compounds						Qvalue
2) Dichlorodifluoromethane	1.59	85	1685888	197.13 ppb		99
3) Chloromethane	1.78	50	1377610	248.20 ppb		100
4) Vinyl Chloride	1.90	62	1133743	249.56 ppb		98
5) Bromomethane	2.24	94	616036	215.83 ppb		99
6) Chloroethane	2.36	64	521730	242.05 ppb		99
7) Trichlorofluoromethane	2.60	101	1563390	210.52 ppb		100
8) Ethyl Ether	2.89	59	505271	262.70 ppb		98
9) Freon-113	3.10	101	858262	246.98 ppb		94
10) 1,1-Dichloroethylene	3.13	61	1145275	215.15 ppb	#	97
11) Acrolein	3.07	56	17586	85.09 ppb		96
12) Iodomethane	3.30	142	1265817	289.99 ppb	#	100
13) Methyl Acetate	3.53	43	284571	248.40 ppb		99
14) tert-Butyl Alcohol (TBA)	3.77	59	78513	214.69 ppb		98
15) trans-1,2-Dichloroethylene	3.88	61	1472997	196.03 ppb		98
16) Carbon Disulfide	3.36	76	2223854	248.08 ppb		100
17) Methylene Chloride	3.64	49	1041943	188.69 ppb		97
18) Acrylonitrile	3.92	53	203946	223.76 ppb	#	57
19) tert-Butyl Methyl Ether (M	3.85	73	2307048	188.53 ppb		100
20) Acetone	3.23	43	166889	241.58 ppb	#	100
21) 1,1-Dichloroethane	4.30	63	2144337	211.57 ppb		100
22) Vinyl Acetate	4.33	43	886282	188.77 ppb		99
23) cis-1,2-Dichloroethylene	4.85	96	1309602	222.53 ppb	#	43
24) 2-Butanone	4.88	72	87495	238.60 ppb		98
25) 2,2-Dichloropropane	4.82	77	1824829	187.30 ppb		99
26) Bromochloromethane	5.09	49	901653	231.75 ppb		99
27) Chloroform	5.15	83	2029177	196.96 ppb		100
28) Tetrahydrofuran	5.13	71	84730	231.13 ppb		85
29) 1,1-Dichloropropylene	5.44	75	1424924	175.91 ppb		97
30) 1,1,1-Trichloroethane	5.29	97	1797627	187.53 ppb	#	97

(#) = qualifier out of range (m) = manual integration

Quantitation Report (QT Reviewed)

Data File : C:\HPCHEM\1\DATA\V5061814\V524272C.D Vial: 7
Acq On : 18 Jun 2014 4:13 pm Operator: SS
Sample : 200PPB VOA CALIBRATION CURVE Inst : VOA No. 5
Misc : QBV5061814A Multiplr: 1.00
MS Integration Params: RTEINT1.P
Quant Time: Jun 19 10:07 2014 Quant Results File: V5C00093.RES

Quant Method : C:\HPCHEM\1\METHODS\V5C00093.M (RTE Integrator)
Title : VOCs BY GC/MS EPA SW846-8260
Last Update : Fri May 30 09:49:24 2014
Response via : Initial Calibration
DataAcq Meth : V5C0001A

	Compound	R.T.	QIon	Response	Conc Unit		Qvalue
31)	Cyclohexane	5.32	56	1644561	189.65 ppb		97
33)	Carbon Tetrachloride	5.44	117	1471231	185.40 ppb		98
34)	1,2-Dichloroethane	5.71	62	1084533	180.95 ppb	#	98
35)	Benzene	5.65	78	3910548	190.94 ppb		97
37)	Trichloroethylene	6.26	95	1227268	155.57 ppb	#	74
38)	Methyl Cyclohexane	6.39	83	2030446	151.93 ppb	#	60
39)	Dibromomethane	6.64	93	570521	159.34 ppb		96
40)	Methyl Methacrylate	6.57	69	567875	150.56 ppb		99
41)	Bromodichloromethane	6.78	83	1482763	151.58 ppb		99
42)	1,2-Dichloropropane	6.50	63	971255	152.77 ppb	#	100
43)	1,4-Dioxane	6.64	88	107511	4005.71 ppb		99
44)	2-Chloroethylvinyl ether	7.04	63	103540	213.76 ppb	#	100
45)	cis-1,3-Dichloropropene	7.20	75	1735610	160.95 ppb		99
46)	2-Hexanone	8.17	43	488593	160.85 ppb		99
48)	Toluene	7.50	91	4047133	144.79 ppb		97
49)	trans-1,3-Dichloropropene	7.76	75	1460559	156.99 ppb	#	98
50)	1,1,2-Trichloroethane	7.96	83	675712	163.48 ppb		99
51)	1,3-Dichloropropane	8.13	76	1434685	160.07 ppb	#	97
52)	Tetrachloroethylene	8.05	166	1814402	168.25 ppb		99
53)	4-Methyl-2-Pentanone	7.33	43	713658	166.24 ppb		100
54)	Dibromochloromethane	8.37	129	1044707	172.67 ppb		100
55)	1,2-Dibromoethane	8.50	107	892349	172.47 ppb		97
56)	Chlorobenzene	8.97	112	2608681	159.97 ppb		97
57)	Ethyl Benzene	9.05	91	4102676	131.70 ppb		98
58)	p- & m-Xylenes	9.18	91	5630006m	233.54 ppb		
59)	o-Xylene	9.61	91	3443511	132.47 ppb		97
60)	Styrene	9.63	104	2545598	152.96 ppb	#	73
61)	1,1,1,2-Tetrachloroethane	9.06	131	920847	162.02 ppb		96
63)	Bromoform	9.90	173	880820	169.81 ppb	#	100
65)	p-Ethyltoulene	10.56	105	3845576	134.12 ppb		93
66)	p-Diethylbenzene	11.83	119	2290946	149.72 ppb		87
67)	1,1,2,2-Tetrachloroethane	10.40	83	873202	156.16 ppb		100
68)	1,2,3-Trichloropropane	10.45	110	236628	155.46 ppb		90
69)	Isopropylbenzene	9.99	105	4243149	138.74 ppb	#	91
70)	1,2-Dibromo-3-Chloropropan	12.85	75	155102	161.36 ppb	#	24
71)	Bromobenzene	10.38	77	1683798	145.92 ppb	#	90
72)	trans-1,4-Dichloro-2-buten	10.44	75	801395m	138.68 ppb		
73)	n-Propylbenzene	10.44	91	4749166m	127.51 ppb		
74)	2-Chlorotoluene	10.57	91	2988704m	113.20 ppb		
75)	4-Chlorotoluene	10.70	91	3430574	141.21 ppb		99
76)	tert-Butylbenzene	11.00	119	3222851	150.59 ppb	#	98

(#) = qualifier out of range (m) = manual integration

Quantitation Report (QT Reviewed)

Data File : C:\HPCHEM\1\DATA\V5061814\V524272C.D
Acq On : 18 Jun 2014 4:13 pm
Sample : 200PPB VOA CALIBRATION CURVE
Misc : QBV5061814A
MS Integration Params: RTEINT1.P
Quant Time: Jun 19 10:07 2014

Vial: 7
Operator: SS
Inst : VOA No. 5
Multiplr: 1.00

Quant Results File: V5C00093.RES

Quant Method : C:\HPCHEM\1\METHODS\V5C00093.M (RTE Integrator)
Title : VOCs BY GC/MS EPA SW846-8260
Last Update : Fri May 30 09:49:24 2014
Response via : Initial Calibration
DataAcq Meth : V5C0001A

	Compound	R.T.	QIon	Response	Conc Unit		Qvalue
77)	1,3,5-trimethylbenzene	10.64	105	3320768	137.53 ppb	#	100
78)	1,2,4-trimethylbenzene	11.06	105	3123170	132.00 ppb		97
79)	sec-Butylbenzene	11.24	105	4293655	134.56 ppb	#	99
80)	1,3-Dichlorobenzene	11.41	146	2051756	145.00 ppb	#	98
81)	1,4-Dichlorobenzene	11.51	146	2243185	153.10 ppb	#	97
82)	1,2-Dichlorobenzene	11.94	146	1973162	158.38 ppb	#	100
83)	p-Isopropyltoluene	11.39	119	3450494	133.38 ppb	#	100
84)	n-Butylbenzene	11.86	91	4046432	127.09 ppb	#	75
85)	1,2,4,5-Tetramethylbenzene	12.72	119	3375721	143.56 ppb		94
86)	1,2,4-Trichlorobenzene	13.76	180	1841024	150.45 ppb		99
87)	Naphthalene	14.05	128	2226838	176.97 ppb	#	97
88)	Hexachloro-1,3-Butadiene	13.90	225	716969	123.22 ppb	#	100
89)	1,2,3-Trichlorobenzene	14.33	182	1546257	152.80 ppb		100

(#) = qualifier out of range (m) = manual integration

Quantitation Report

Data File : C:\HPCHEM\1\DATA\V5061814\V524272C.D Vial: 7
Acq On : 18 Jun 2014 4:13 pm Operator: SS
Sample : 200PPB VOA CALIBRATION CURVE Inst : VOA No. 5
Misc : QBV5061814A Multiplr: 1.00
MS Integration Params: RTEINT1.P
Quant Time: Jun 19 10:07 2014 Quant Results File: V5C00093.RES

Method : C:\HPCHEM\1\METHODS\V5C00093.M (RTE Integrator)
Title : VOCs BY GC/MS EPA SW846-8260
Last Update : Fri May 30 09:49:24 2014
Response via : Initial Calibration

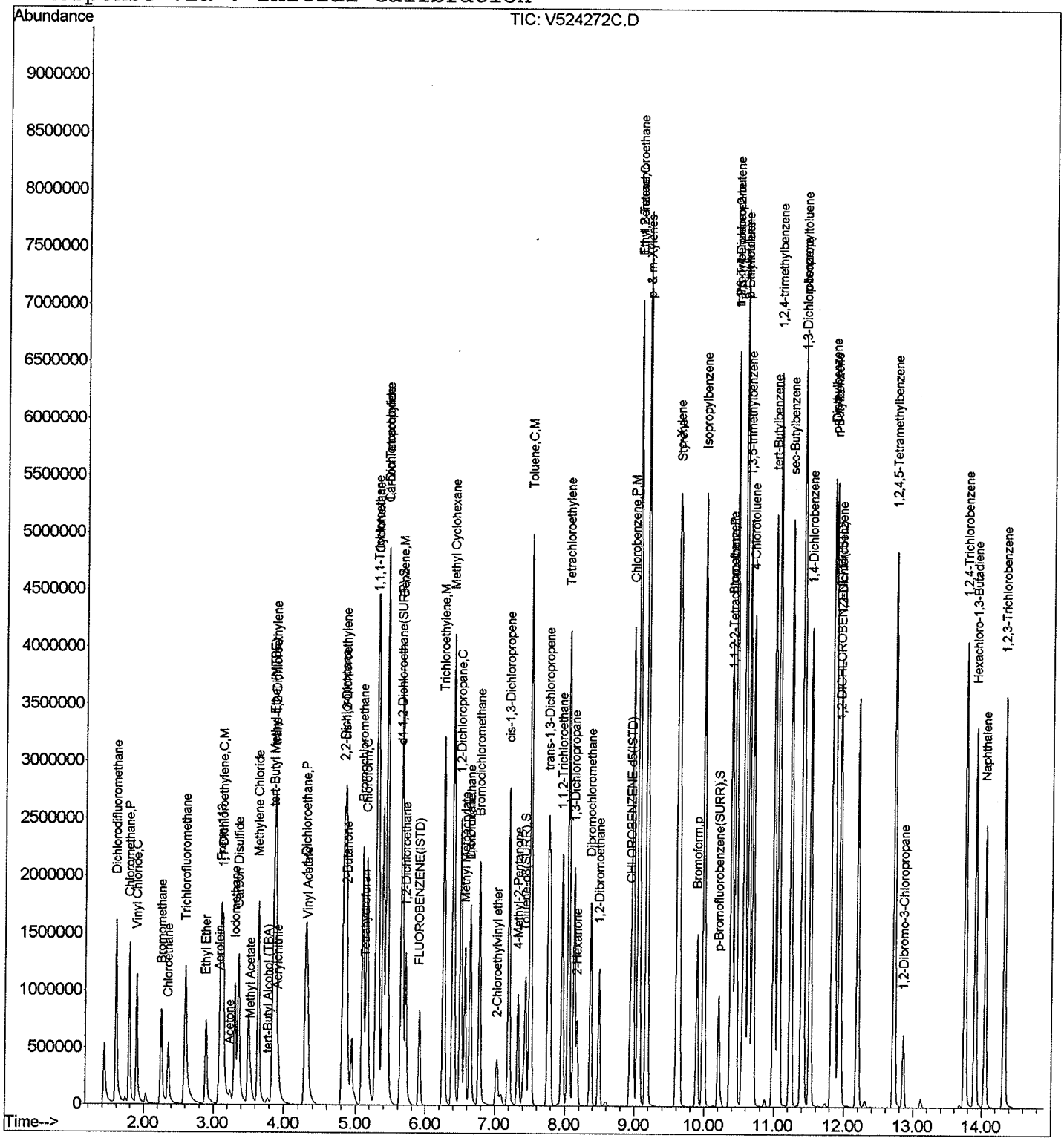

Quantitation Report (QT Reviewed)

Data File : C:\HPCHEM\1\DATA\V5061814\V524274C.D
Acq On : 18 Jun 2014 5:23 pm
Sample : ICV
Misc : QBV5061814A
MS Integration Params: RTEINT1.P
Quant Time: Jun 19 11:54 2014

Vial: 9
Operator: SS
Inst : VOA No. 5
Multiplr: 1.00

Quant Results File: V5C00094.RES

Quant Method : C:\HPCHEM\1\METHODS\V5C00094.M (RTE Integrator)
Title : VOCs BY GC/MS EPA SW846-8260
Last Update : Thu Jun 19 11:53:10 2014
Response via : Initial Calibration
DataAcq Meth : V5C0001A

Internal Standards	R.T.	QIon	Response	Conc	Units	Dev(Min)
1) FLUOROBENZENE(ISTD)	5.91	70	158654	50.00	ppb	0.00
36) CHLOROBENZENE-d5(ISTD)	8.94	117	608758	50.00	ppb	0.00
62) 1,2-DICHLOROBENZENE-d4(IST	11.92	152	345772	50.00	ppb	0.00
System Monitoring Compounds						
32) d4-1,2-Dichloroethane(SURR	5.63	65	154136	48.91	ppb	0.00
Spiked Amount 50.000	Range 64 - 122		Recovery = 97.82%			
47) Toluene-d8(SURR)	7.43	98	745178	50.59	ppb	0.00
Spiked Amount 50.000	Range 83 - 114		Recovery = 101.18%			
64) p-Bromofluorobenzene(SURR)	10.20	174	361888	50.12	ppb	0.00
Spiked Amount 50.000	Range 71 - 126		Recovery = 100.24%			

Target Compounds							Qvalue
2) Dichlorodifluoromethane	1.59	85	502489	59.31	ppb		98
3) Chloromethane	1.79	50	371001	52.35	ppb		100
4) Vinyl Chloride	1.89	62	336674	54.30	ppb		100
5) Bromomethane	2.25	94	191290	54.77	ppb		99
6) Chloroethane	2.36	64	160420	54.35	ppb		99
7) Trichlorofluoromethane	2.60	101	450319	53.96	ppb		100
8) Ethyl Ether	2.89	59	133778	53.59	ppb		96
9) Freon-113	3.10	101	253396	55.89	ppb		98
10) 1,1-Dichloroethylene	3.13	61	334181	53.90	ppb		98
11) Acrolein	3.09	56	3421	43.04	ppb	#	70
12) Iodomethane	3.30	142	319835	54.26	ppb		100
13) Methyl Acetate	3.53	43	84667	50.74	ppb	#	93
14) tert-Butyl Alcohol (TBA)	3.78	59	20868	64.32	ppb	#	100
15) trans-1,2-Dichloroethylene	3.88	61	414309	50.71	ppb		98
16) Carbon Disulfide	3.36	76	616933	53.61	ppb		100
17) Methylene Chloride	3.63	49	296806	51.08	ppb		98
18) Acrylonitrile	3.92	53	50104	48.99	ppb	#	97
19) tert-Butyl Methyl Ether (M	3.85	73	670386	53.04	ppb	#	100
20) Acetone	3.24	43	58447	57.69	ppb	#	100
21) 1,1-Dichloroethane	4.30	63	597642	53.17	ppb		97
22) Vinyl Acetate	4.33	43	237648	49.57	ppb		100
23) cis-1,2-Dichloroethylene	4.85	96	381429	53.19	ppb	#	49
24) 2-Butanone	4.88	72	27182	63.18	ppb		78
25) 2,2-Dichloropropane	4.82	77	522552	51.64	ppb		100
26) Bromochloromethane	5.09	49	212925	47.34	ppb	#	90
27) Chloroform	5.15	83	587990	52.67	ppb		100
28) Tetrahydrofuran	5.13	71	23298	58.43	ppb	#	43
29) 1,1-Dichloropropylene	5.44	75	468829	52.01	ppb	#	100
30) 1,1,1-Trichloroethane	5.29	97	525969	52.67	ppb		100

(#) = qualifier out of range (m) = manual integration

Quantitation Report (QT Reviewed)

Data File : C:\HPCHEM\1\DATA\V5061814\V524274C.D
Acq On : 18 Jun 2014 5:23 pm
Sample : ICV
Misc : QBV5061814A
MS Integration Params: RTEINT1.P
Quant Time: Jun 19 11:54 2014

Vial: 9
Operator: SS
Inst : VOA No. 5
Multiplr: 1.00

Quant Results File: V5C00094.RES

Quant Method : C:\HPCHEM\1\METHODS\V5C00094.M (RTE Integrator)
Title : VOCs BY GC/MS EPA SW846-8260
Last Update : Thu Jun 19 11:53:10 2014
Response via : Initial Calibration
DataAcq Meth : V5C0001A

Compound	R.T.	QIon	Response	Conc	Unit		Qvalue
31) Cyclohexane	5.31	56	547636	53.35	ppb		99
33) Carbon Tetrachloride	5.43	117	421677	53.29	ppb		100
34) 1,2-Dichloroethane	5.71	62	306016	51.80	ppb		99
35) Benzene	5.65	78	1276752	53.04	ppb		100
37) Trichloroethylene	6.26	95	361086	51.92	ppb	#	77
38) Methyl Cyclohexane	6.39	83	632061	52.29	ppb	#	99
39) Dibromomethane	6.64	93	170560	51.78	ppb		98
40) Methyl Methacrylate	6.57	69	161521	54.33	ppb		100
41) Bromodichloromethane	6.78	83	414128	52.37	ppb	#	98
42) 1,2-Dichloropropane	6.50	63	294202	52.62	ppb	#	89
43) 1,4-Dioxane	6.64	88	35167	1492.91	ppb		94
44) 2-Chloroethylvinyl ether	7.03	63	20835	98.49	ppb	#	100
45) cis-1,3-Dichloropropene	7.20	75	493223	51.90	ppb		100
46) 2-Hexanone	8.17	43	147220	58.31	ppb		100
48) Toluene	7.50	91	1315892	52.19	ppb		99
49) trans-1,3-Dichloropropene	7.76	75	421588	53.73	ppb		99
50) 1,1,2-Trichloroethane	7.95	83	195363	53.30	ppb	#	100
51) 1,3-Dichloropropane	8.12	76	410361	52.41	ppb	#	100
52) Tetrachloroethylene	8.04	166	563737	56.24	ppb	#	69
53) 4-Methyl-2-Pentanone	7.33	43	182871	51.56	ppb		99
54) Dibromochloromethane	8.37	129	271771	55.18	ppb		100
55) 1,2-Dibromoethane	8.50	107	245954	54.21	ppb		100
56) Chlorobenzene	8.97	112	774347	51.80	ppb		99
57) Ethyl Benzene	9.05	91	1425100	51.17	ppb		100
58) p- & m-Xylenes	9.17	91	2069366	104.93	ppb		99
59) o-Xylene	9.60	91	1157414	52.67	ppb		100
60) Styrene	9.63	104	847789	54.20	ppb	#	100
61) 1,1,1,2-Tetrachloroethane	9.05	131	260230	53.10	ppb		99
63) Bromoform	9.90	173	222390	54.18	ppb	#	100
65) p-Ethyltoulene	10.56	105	1366908	52.70	ppb		97
66) p-Diethylbenzene	11.83	119	743556	52.22	ppb		96
67) 1,1,2,2-Tetrachloroethane	10.40	83	265174	52.20	ppb	#	98
68) 1,2,3-Trichloropropane	10.44	110	69966	49.66	ppb		96
69) Isopropylbenzene	9.99	105	1408492	51.09	ppb	#	95
70) 1,2-Dibromo-3-Chloropropan	12.85	75	42776	56.23	ppb	#	100
71) Bromobenzene	10.38	77	542275	52.98	ppb		99
72) trans-1,4-Dichloro-2-buten	10.44	75	263981m	53.27	ppb		
73) n-Propylbenzene	10.44	91	1689311	52.58	ppb		100
74) 2-Chlorotoluene	10.57	91	1167219	55.51	ppb		99
75) 4-Chlorotoluene	10.69	91	1029957	47.53	ppb		99
76) tert-Butylbenzene	10.99	119	1005918	52.04	ppb	#	100

(#) = qualifier out of range (m) = manual integration

Quantitation Report (QT Reviewed)

Data File : C:\HPCHEM\1\DATA\V5061814\V524274C.D
Acq On : 18 Jun 2014 5:23 pm
Sample : ICV
Misc : QBV5061814A
MS Integration Params: RTEINT1.P
Quant Time: Jun 19 11:54 2014

Vial: 9
Operator: SS
Inst : VOA No. 5
Multiplr: 1.00

Quant Results File: V5C00094.RES

Quant Method : C:\HPCHEM\1\METHODS\V5C00094.M (RTE Integrator)
Title : VOCs BY GC/MS EPA SW846-8260
Last Update : Thu Jun 19 11:53:10 2014
Response via : Initial Calibration
DataAcq Meth : V5C0001A

Compound	R.T.	QIon	Response	Conc Unit		Qvalue
77) 1,3,5-trimethylbenzene	10.63	105	1094162	51.47 ppb	#	100
78) 1,2,4-trimethylbenzene	11.05	105	1094183	50.88 ppb		99
79) sec-Butylbenzene	11.23	105	1522460	52.48 ppb	#	95
80) 1,3-Dichlorobenzene	11.41	146	676760	52.19 ppb	#	99
81) 1,4-Dichlorobenzene	11.51	146	701515	51.70 ppb	#	86
82) 1,2-Dichlorobenzene	11.94	146	587457	51.82 ppb	#	100
83) p-Isopropyltoluene	11.39	119	1226373	52.21 ppb	#	100
84) n-Butylbenzene	11.86	91	1455166	51.20 ppb	#	82
85) 1,2,4,5-Tetramethylbenzene	12.72	119	1084216	51.15 ppb		99
86) 1,2,4-Trichlorobenzene	13.75	180	553002	52.56 ppb		100
87) Naphthalene	14.04	128	617668	52.32 ppb	#	100
88) Hexachloro-1,3-Butadiene	13.89	225	224677	52.95 ppb		98
89) 1,2,3-Trichlorobenzene	14.32	182	441511	51.97 ppb	#	47

(#) = qualifier out of range (m) = manual integration

Quantitation Report

Data File : C:\HPCHEM\1\DATA\V5061814\V524274C.D
Acq On : 18 Jun 2014 5:23 pm
Sample : ICV
Misc : QBV5061814A
MS Integration Params: RTEINT1.P
Quant Time: Jun 19 11:54 2014

Vial: 9
Operator: SS
Inst : VOA No. 5
Multiplr: 1.00

Quant Results File: V5C00094.RES

Method : C:\HPCHEM\1\METHODS\V5C00094.M (RTE Integrator)
Title : VOCs BY GC/MS EPA SW846-8260
Last Update : Thu Jun 19 11:53:10 2014
Response via : Initial Calibration

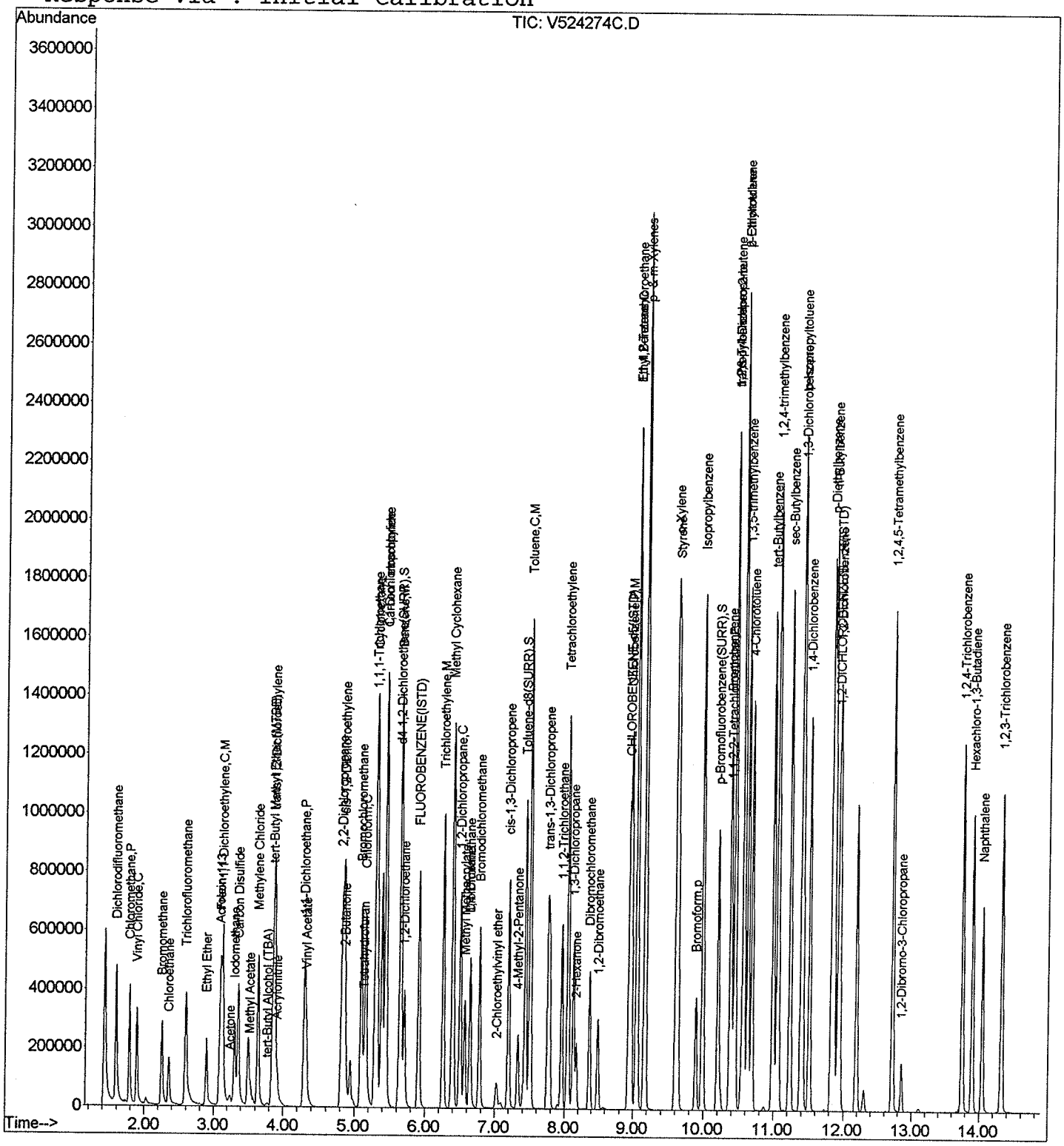

Evaluate Continuing Calibration Report

Data File : L:\HPCHEM\1\DATA\V5062514\V524489W.D Vial: 2
Acq On : 25 Jun 2014 12:22 pm Operator: SS
Sample : 50ppb VOA CAL CHECK STD Inst : VOA No. 5
Misc : QBV5062514A SCREENING Multiplr: 1.00
MS Integration Params: RTEINT1.P

Method : C:\HPCHEM\1\METHODS\V5C00094.M (RTE Integrator)
Title : VOCs BY GC/MS EPA SW846-8260
Last Update : Thu Jun 19 11:53:10 2014
Response via : Multiple Level Calibration

Min. RRF : 0.050 Min. Rel. Area : 50% Max. R.T. Dev 0.50min
Max. RRF Dev : 25% Max. Rel. Area : 200%

		Compound	AvgRF	CCRF	%Dev	Area%	Dev(min)
1		FLUOROBENZENE(ISTD)	1.000	1.000	0.0	95	0.00
2		Dichlorodifluoromethane	2.670	2.394	10.3	84	0.00
3	P	Chloromethane	2.233	1.945	12.9	86	0.00
4	C	Vinyl Chloride	1.954	1.658	15.1	82	0.00
5		Bromomethane	1.101	0.688	37.5#	59	0.00
6		Chloroethane	0.930	0.817	12.2	76	0.00
7		Trichlorofluoromethane	2.630	2.493	5.2	87	0.00
8		Ethyl Ether	0.787	0.693	11.9	90	0.00
9		Freon-113	1.429	1.324	7.3	86	0.00
10	C,M	1,1-Dichloroethylene	1.954	1.669	14.6	89	0.00
11		Acrolein	0.025	0.025#	0.0	105	0.00
12		Iodomethane	1.858	1.452	21.9	81	0.00
13		Methyl Acetate	0.526	0.472	10.3	89	0.00
14		tert-Butyl Alcohol (TBA)	0.102	0.126	-23.5	116	0.00
15		trans-1,2-Dichloroethylene	2.575	2.180	15.3	94	0.00
16		Carbon Disulfide	3.627	3.226	11.1	92	0.00
17		Methylene Chloride	1.831	1.597	12.8	93	0.00
18		Acrylonitrile	0.322	0.319	0.9	103	0.00
19		tert-Butyl Methyl Ether (MT	3.984	3.888	2.4	104	0.00
20		Acetone	0.319	0.214	32.9#	85	0.00
21	P	1,1-Dichloroethane	3.542	3.147	11.2	94	0.00
22		Vinyl Acetate	1.511	1.457	3.6	89	0.00
23		cis-1,2-Dichloroethylene	2.260	2.116	6.4	100	0.00
24		2-Butanone	0.137	0.145	-5.8	118	0.00
25		2,2-Dichloropropane	3.189	2.767	13.2	95	0.00
26		Bromochloromethane	1.418	1.162	18.1	82	0.00
27	C	Chloroform	3.518	3.122	11.3	100	0.00
28		Tetrahydrofuran	0.126	0.140	-11.1	121	-0.01
29		1,1-Dichloropropylene	2.841	2.471	13.0	92	0.00
30		1,1,1-Trichloroethane	3.147	2.853	9.3	98	0.00
31		Cyclohexane	3.235	2.959	8.5	93	-0.01
32	S	d4-1,2-Dichloroethane(SURR)	0.993	1.014	-2.1	102	0.00
33		Carbon Tetrachloride	2.494	2.282	8.5	94	-0.01
34		1,2-Dichloroethane	1.862	1.779	4.5	100	-0.01
35	M	Benzene	7.585	6.931	8.6	97	0.00
36		CHLOROBENZENE-d5(ISTD)	1.000	1.000	0.0	91	0.00
37	M	Trichloroethylene	0.571	0.567	0.7	99	-0.01
38		Methyl Cyclohexane	0.993	0.990	0.3	90	0.00
39		Dibromomethane	0.271	0.282	-4.1	103	0.00
40		Methyl Methacrylate	0.244	0.281	-15.2	108	0.00

(#) = Out of Range

Evaluate Continuing Calibration Report

Data File : L:\HPCHEM\1\DATA\V5062514\V524489W.D Vial: 2
Acq On : 25 Jun 2014 12:22 pm Operator: SS
Sample : 50ppb VOA CAL CHECK STD Inst : VOA No. 5
Misc : QBV5062514A SCREENING Multiplr: 1.00
MS Integration Params: RTEINT1.P

Method : C:\HPCHEM\1\METHODS\V5C00094.M (RTE Integrator)
Title : VOCs BY GC/MS EPA SW846-8260
Last Update : Thu Jun 19 11:53:10 2014
Response via : Multiple Level Calibration

Min. RRF : 0.050 Min. Rel. Area : 50% Max. R.T. Dev 0.50min
Max. RRF Dev : 25% Max. Rel. Area : 200%

		Compound	AvgRF	CCRF	%Dev	Area%	Dev(min)
41		Bromodichloromethane	0.650	0.682	-4.9	100	0.00
42	C	1,2-Dichloropropane	0.459	0.469	-2.2	99	0.00
43		1,4-Dioxane	0.002	0.002#	0.0	104	0.00
44		2-Chloroethylvinyl ether	0.017	0.006#	64.7#	94	-0.01
45		cis-1,3-Dichloropropene	0.781	0.780	0.1	95	0.00
46		2-Hexanone	0.207	0.242	-16.9	122	0.00
47	S	Toluene-d8(SURR)	1.210	1.264	-4.5	93	0.00
48	C,M	Toluene	2.071	2.076	-0.2	98	-0.01
49		trans-1,3-Dichloropropene	0.645	0.682	-5.7	102	0.00
50		1,1,2-Trichloroethane	0.301	0.330	-9.6	106	0.00
51		1,3-Dichloropropane	0.643	0.685	-6.5	100	0.00
52		Tetrachloroethylene	0.823	0.833	-1.2	98	-0.01
53		4-Methyl-2-Pentanone	0.291	0.342	-17.5	118	0.00
54		Dibromochloromethane	0.405	0.453	-11.9	105	0.00
55		1,2-Dibromoethane	0.373	0.415	-11.3	108	0.00
56	P,M	Chlorobenzene	1.228	1.264	-2.9	99	0.00
57	C	Ethyl Benzene	2.288	2.299	-0.5	97	0.00
58		p- & m-Xylenes	1.685	1.704	-1.1	96	-0.01
59		o-Xylene	1.805	1.840	-1.9	97	0.00
60		Styrene	1.285	1.359	-5.8	100	0.00
61		1,1,1,2-Tetrachloroethane	0.403	0.426	-5.7	101	0.00
62		1,2-DICHLOROBENZENE-d4(ISTD	1.000	1.000	0.0	87	-0.01
63	p	Bromoform	0.594	0.716	-20.5	112	0.00
64	S	p-Bromofluorobenzene(SURR)	1.044	1.032	1.1	89	0.00
65		p-Ethyltoulene	3.751	3.862	-3.0	92	0.00
66		p-Diethylbenzene	2.059	2.159	-4.9	93	-0.01
67	P	1,1,2,2-Tetrachloroethane	0.735	0.840	-14.3	110	0.00
68		1,2,3-Trichloropropane	0.204	0.237	-16.2	114	-0.01
69		Isopropylbenzene	3.987	4.109	-3.1	98	0.00
70		1,2-Dibromo-3-Chloropropane	0.110	0.137	-24.5	117	0.00
71		Bromobenzene	1.480	1.588	-7.3	99	0.00
72		trans-1,4-Dichloro-2-butene	0.717	0.836	-16.6	113	0.00
73		n-Propylbenzene	4.889	5.016	-2.6	99	0.00
74		2-Chlorotoluene	3.041	3.418	-12.4	108	0.00
75		4-Chlorotoluene	3.133	2.981	4.9	88	-0.01
76		tert-Butylbenzene	2.795	2.912	-4.2	100	-0.01
77		1,3,5-trimethylbenzene	3.074	3.100	-0.8	93	-0.01
78		1,2,4-trimethylbenzene	3.110	3.205	-3.1	98	-0.01
79		sec-Butylbenzene	4.195	4.282	-2.1	95	0.00
80		1,3-Dichlorobenzene	1.875	1.985	-5.9	98	0.00

(#) = Out of Range

Evaluate Continuing Calibration Report

Data File : L:\HPCHEM\1\DATA\V5062514\V524489W.D
Acq On : 25 Jun 2014 12:22 pm
Sample : 50ppb VOA CAL CHECK STD
Misc : QBV5062514A SCREENING
MS Integration Params: RTEINT1.P

Vial: 2
Operator: SS
Inst : VOA No. 5
Multiplr: 1.00

Method : C:\HPCHEM\1\METHODS\V5C00094.M (RTE Integrator)
Title : VOCs BY GC/MS EPA SW846-8260
Last Update : Thu Jun 19 11:53:10 2014
Response via : Multiple Level Calibration

Min. RRF : 0.050 Min. Rel. Area : 50% Max. R.T. Dev 0.50min
Max. RRF Dev : 25% Max. Rel. Area : 200%

	Compound	AvgRF	CCRF	%Dev	Area%	Dev(min)
81	1,4-Dichlorobenzene	1.962	2.048	-4.4	99	0.00
82	1,2-Dichlorobenzene	1.639	1.759	-7.3	100	0.00
83	p-Isopropyltoluene	3.397	3.539	-4.2	97	-0.01
84	n-Butylbenzene	4.110	4.090	0.5	93	-0.01
85	1,2,4,5-Tetramethylbenzene	3.065	3.226	-5.3	94	-0.01
86	1,2,4-Trichlorobenzene	1.521	1.555	-2.2	96	-0.01
87	Naphthalene	1.707	1.965	-15.1	110	0.00
88	Hexachloro-1,3-Butadiene	0.614	0.623	-1.5	97	0.00
89	1,2,3-Trichlorobenzene	1.228	1.303	-6.1	99	-0.01

Quantitation Report (QT Reviewed)

Data File : L:\HPCHEM\1\DATA\V5062514\V524489W.D
Acq On : 25 Jun 2014 12:22 pm
Sample : 50ppb VOA CAL CHECK STD
Misc : QBV5062514A SCREENING
MS Integration Params: RTEINT1.P
Quant Time: Jun 25 12:40 19114

Vial: 2
Operator: SS
Inst : VOA No. 5
Multiplr: 1.00

Quant Results File: V5C00094.RE

Quant Method : C:\HPCHEM\1\METHODS\V5C00094.M (RTE Integrator)
Title : VOCs BY GC/MS EPA SW846-8260
Last Update : Thu Jun 19 11:53:10 2014
Response via : Initial Calibration
DataAcq Meth : V5C0001A

Internal Standards	R.T.	QIon	Response	Conc	Units	Dev(Min)
1) FLUOROBENZENE(ISTD)	5.91	70	171406	50.00	ppb	0.00
36) CHLOROBENZENE-d5(ISTD)	8.93	117	584935	50.00	ppb	0.00
62) 1,2-DICHLOROBENZENE-d4(IST	11.91	152	323036	50.00	ppb	-0.01
System Monitoring Compounds						
32) d4-1,2-Dichloroethane(SURR	5.63	65	173795	51.04	ppb	0.00
Spiked Amount 50.000	Range 64 - 122		Recovery = 102.08%			
47) Toluene-d8(SURR)	7.43	98	739375	52.24	ppb	0.00
Spiked Amount 50.000	Range 83 - 114		Recovery = 104.48%			
64) p-Bromofluorobenzene(SURR)	10.20	174	333489	49.44	ppb	0.00
Spiked Amount 50.000	Range 71 - 126		Recovery = 98.88%			

Target Compounds							Qvalue
2) Dichlorodifluoromethane	1.59	85	410376	44.83	ppb		99
3) Chloromethane	1.78	50	333464	43.55	ppb		100
4) Vinyl Chloride	1.89	62	284231	42.43	ppb		100
5) Bromomethane	2.25	94	117966	31.26	ppb		100
6) Chloroethane	2.35	64	140059	43.92	ppb		100
7) Trichlorofluoromethane	2.59	101	427384	47.40	ppb		99
8) Ethyl Ether	2.89	59	118812	44.05	ppb		93
9) Freon-113	3.09	101	226954	46.33	ppb		97
10) 1,1-Dichloroethylene	3.13	61	286079	42.71	ppb		99
11) Acrolein	3.08	56	4334	50.47	ppb	#	72
12) Iodomethane	3.29	142	248885	39.08	ppb		98
13) Methyl Acetate	3.53	43	80945	44.90	ppb	#	60
14) tert-Butyl Alcohol (TBA)	3.78	59	21666	61.81	ppb	#	100
15) trans-1,2-Dichloroethylene	3.87	61	373709	42.34	ppb		98
16) Carbon Disulfide	3.35	76	553014	44.48	ppb		100
17) Methylene Chloride	3.64	49	273714	43.60	ppb		99
18) Acrylonitrile	3.91	53	54617	49.42	ppb	#	96
19) tert-Butyl Methyl Ether (M	3.85	73	666411	48.80	ppb	#	100
20) Acetone	3.24	43	36637	33.47	ppb	#	100
21) 1,1-Dichloroethane	4.29	63	539415	44.42	ppb		99
22) Vinyl Acetate	4.32	43	249812	48.23	ppb		100
23) cis-1,2-Dichloroethylene	4.85	96	362774	46.83	ppb	#	49
24) 2-Butanone	4.87	72	24822	53.58	ppb		94
25) 2,2-Dichloropropane	4.82	77	474321	43.39	ppb		100
26) Bromochloromethane	5.09	49	199253	41.00	ppb	#	90
27) Chloroform	5.15	83	535138	44.37	ppb		99
28) Tetrahydrofuran	5.12	71	24040	55.80	ppb	#	100
29) 1,1-Dichloropropylene	5.44	75	423572	43.49	ppb	#	99

(#) = qualifier out of range (m) = manual integration

Quantitation Report (QT Reviewed)

Data File : L:\HPCHEM\1\DATA\V5062514\V524489W.D
Acq On : 25 Jun 2014 12:22 pm
Sample : 50ppb VOA CAL CHECK STD
Misc : QBV5062514A SCREENING
MS Integration Params: RTEINT1.P
Quant Time: Jun 25 12:40 19114

Vial: 2
Operator: SS
Inst : VOA No. 5
Multiplr: 1.00
Quant Results File: V5C00094.RE

Quant Method : C:\HPCHEM\1\METHODS\V5C00094.M (RTE Integrator)
Title : VOCs BY GC/MS EPA SW846-8260
Last Update : Thu Jun 19 11:53:10 2014
Response via : Initial Calibration
DataAcq Meth : V5C0001A

	Compound	R.T.	QIon	Response	Conc	Unit		Qvalue
30)	1,1,1-Trichloroethane	5.29	97	489023	45.33	ppb		99
31)	Cyclohexane	5.30	56	507211	45.73	ppb		99
33)	Carbon Tetrachloride	5.43	117	391206	45.76	ppb		99
34)	1,2-Dichloroethane	5.70	62	304969	47.78	ppb		100
35)	Benzene	5.65	78	1187932	45.68	ppb	#	93
37)	Trichloroethylene	6.25	95	331679	49.63	ppb		99
38)	Methyl Cyclohexane	6.39	83	578837	49.84	ppb	#	98
39)	Dibromomethane	6.64	93	164865	52.09	ppb	#	48
40)	Methyl Methacrylate	6.56	69	164658	57.64	ppb		100
41)	Bromodichloromethane	6.77	83	399190	52.53	ppb	#	98
42)	1,2-Dichloropropane	6.49	63	274518	51.10	ppb		99
43)	1,4-Dioxane	6.64	88	26534	1172.30	ppb		97
44)	2-Chloroethylvinyl ether	7.03	63	3634	17.88	ppb	#	100
45)	cis-1,3-Dichloropropene	7.19	75	456021	49.94	ppb		99
46)	2-Hexanone	8.17	43	141309	58.25	ppb		99
48)	Toluene	7.49	91	1214336	50.12	ppb		99
49)	trans-1,3-Dichloropropene	7.75	75	399082	52.93	ppb		100
50)	1,1,2-Trichloroethane	7.95	83	193054	54.82	ppb	#	99
51)	1,3-Dichloropropane	8.12	76	400558	53.24	ppb	#	99
52)	Tetrachloroethylene	8.04	166	487411	50.61	ppb		99
53)	4-Methyl-2-Pentanone	7.32	43	200098	58.71	ppb		100
54)	Dibromochloromethane	8.36	129	265184	56.03	ppb		99
55)	1,2-Dibromoethane	8.49	107	242669	55.66	ppb		100
56)	Chlorobenzene	8.96	112	739265	51.46	ppb		99
57)	Ethyl Benzene	9.04	91	1344699	50.25	ppb		100
58)	p- & m-Xylenes	9.16	91	1993039	105.22	ppb		99
59)	o-Xylene	9.60	91	1076514	50.99	ppb		100
60)	Styrene	9.63	104	795092	52.90	ppb	#	100
61)	1,1,1,2-Tetrachloroethane	9.05	131	249357	52.96	ppb		98
63)	Bromoform	9.89	173	231362	60.33	ppb	#	100
65)	p-Ethyltoulene	10.56	105	1247417	51.48	ppb		95
66)	p-Diethylbenzene	11.82	119	697378	52.42	ppb		99
67)	1,1,2,2-Tetrachloroethane	10.39	83	271234	57.15	ppb	#	98
68)	1,2,3-Trichloropropane	10.44	110	76560	58.17	ppb		89
69)	Isopropylbenzene	9.98	105	1327335	51.53	ppb	#	95
70)	1,2-Dibromo-3-Chloropropan	12.85	75	44255	62.27	ppb	#	100
71)	Bromobenzene	10.37	77	513008	53.65	ppb		98
72)	trans-1,4-Dichloro-2-buten	10.44	75	269992m	58.32	ppb		
73)	n-Propylbenzene	10.44	91	1620383	54.17	ppb		100
74)	2-Chlorotoluene	10.56	91	1104070	56.20	ppb		99
75)	4-Chlorotoluene	10.68	91	962838	47.56	ppb		99

(#) = qualifier out of range (m) = manual integration

Quantitation Report (QT Reviewed)

Data File : L:\HPCHEM\1\DATA\V5062514\V524489W.D
Acq On : 25 Jun 2014 12:22 pm
Sample : 50ppb VOA CAL CHECK STD
Misc : QBV5062514A SCREENING
MS Integration Params: RTEINT1.P
Quant Time: Jun 25 12:40 19114

Vial: 2
Operator: SS
Inst : VOA No. 5
Multiplr: 1.00

Quant Results File: V5C00094.RE

Quant Method : C:\HPCHEM\1\METHODS\V5C00094.M (RTE Integrator)
Title : VOCs BY GC/MS EPA SW846-8260
Last Update : Thu Jun 19 11:53:10 2014
Response via : Initial Calibration
DataAcq Meth : V5C0001A

Compound	R.T.	QIon	Response	Conc Unit		Qvalue
76) tert-Butylbenzene	10.98	119	940802	52.10 ppb	#	100
77) 1,3,5-trimethylbenzene	10.62	105	1001458	50.42 ppb	#	100
78) 1,2,4-trimethylbenzene	11.04	105	1035352	51.53 ppb		100
79) sec-Butylbenzene	11.23	105	1383392	51.05 ppb	#	95
80) 1,3-Dichlorobenzene	11.41	146	641251	52.94 ppb	#	98
81) 1,4-Dichlorobenzene	11.51	146	661650	52.19 ppb	#	86
82) 1,2-Dichlorobenzene	11.93	146	568220	53.65 ppb	#	100
83) p-Isopropyltoluene	11.38	119	1143129	52.09 ppb	#	100
84) n-Butylbenzene	11.85	91	1321288	49.76 ppb	#	82
85) 1,2,4,5-Tetramethylbenzene	12.71	119	1042124	52.62 ppb		99
86) 1,2,4-Trichlorobenzene	13.74	180	502374	51.11 ppb		98
87) Naphthalene	14.04	128	634615	57.54 ppb	#	96
88) Hexachloro-1,3-Butadiene	13.89	225	201341	50.79 ppb	#	77
89) 1,2,3-Trichlorobenzene	14.32	182	420980	53.04 ppb	#	100

(#) = qualifier out of range (m) = manual integration

Quantitation Report

Data File : L:\HPCHEM\1\DATA\V5062514\V524489W.D Vial: 2
Acq On : 25 Jun 2014 12:22 pm Operator: SS
Sample : 50ppb VOA CAL CHECK STD Inst : VOA No. 5
Misc : QBV5062514A SCREENING Multiplr: 1.00
MS Integration Params: RTEINT1.P
Quant Time: Jun 25 12:40 19114 Quant Results File: V5C00094.RE

Method : C:\HPCHEM\1\METHODS\V5C00094.M (RTE Integrator)
Title : VOCs BY GC/MS EPA SW846-8260
Last Update : Thu Jun 19 11:53:10 2014
Response via : Initial Calibration

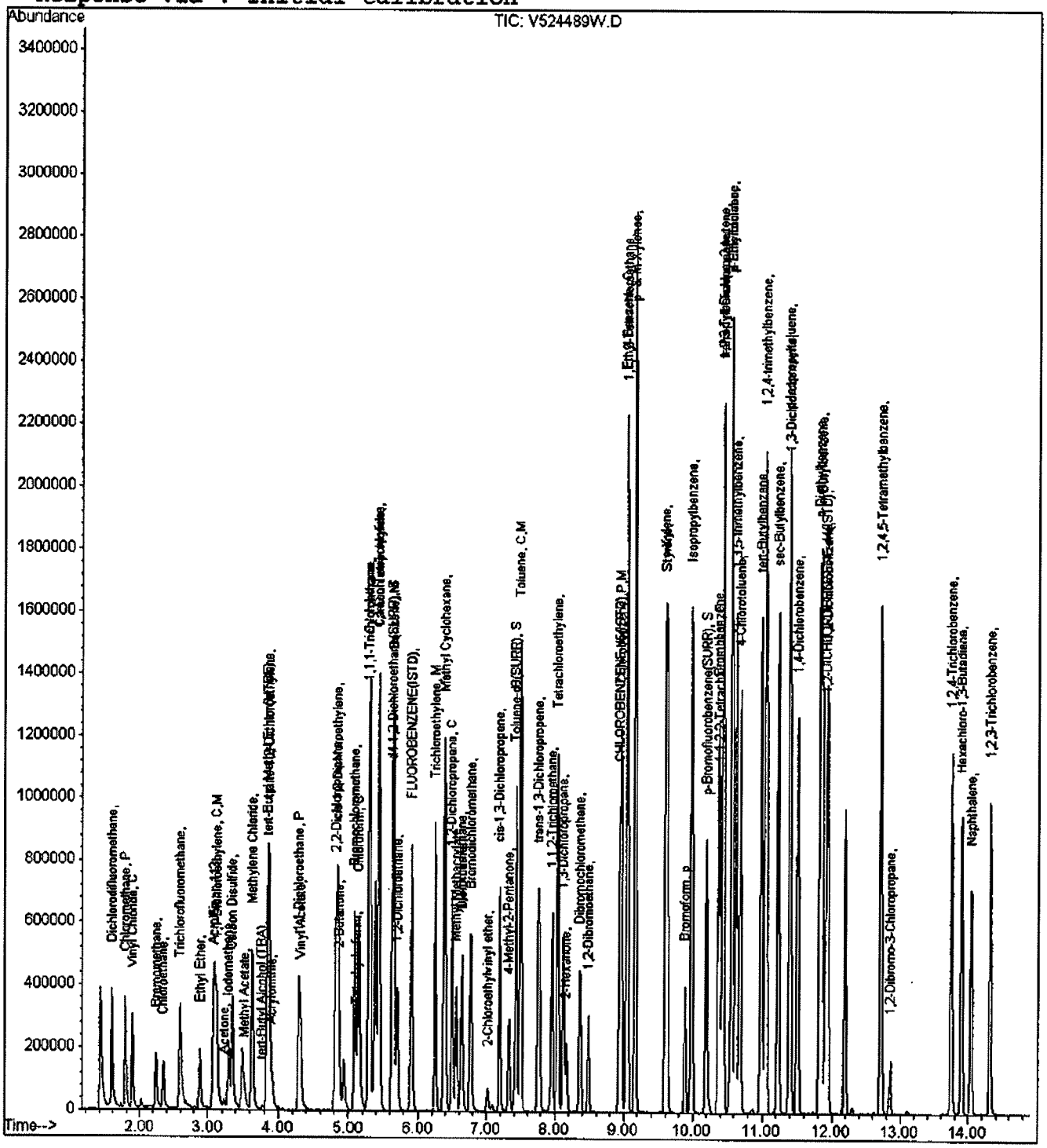

Evaluate Continuing Calibration Report

Data File : C:\HPCHEM\1\DATA\V5063014\V524562C.D Vial: 2
Acq On : 30 Jun 2014 9:17 am Operator: SS
Sample : 50PPB VOA CAL CHECK STD Inst : VOA No. 5
Misc : QBV5063014A Multiplr: 1.00
MS Integration Params: RTEINT1.P

Method : C:\HPCHEM\1\METHODS\V5C00094.M (RTE Integrator)
Title : VOCs BY GC/MS EPA SW846-8260
Last Update : Thu Jun 19 11:53:10 2014
Response via : Multiple Level Calibration

Min. RRF : 0.050 Min. Rel. Area : 50% Max. R.T. Dev 0.50min
Max. RRF Dev : 25% Max. Rel. Area : 200%

		Compound	AvgRF	CCRF	%Dev	Area%	Dev(min)
1		FLUOROBENZENE(ISTD)	1.000	1.000	0.0	96	-0.01
2		Dichlorodifluoromethane	2.670	2.019	24.4	71	0.00
3	P	Chloromethane	2.233	1.982	11.2	88	0.00
4	C	Vinyl Chloride	1.954	1.533	21.5	76	-0.01
5		Bromomethane	1.101	0.894	18.8	77	0.00
6		Chloroethane	0.930	0.815	12.4	76	-0.01
7		Trichlorofluoromethane	2.630	2.485	5.5	88	0.00
8		Ethyl Ether	0.787	0.716	9.0	94	0.00
9		Freon-113	1.429	1.302	8.9	85	-0.01
10	C,M	1,1-Dichloroethylene	1.954	1.729	11.5	93	-0.01
11		Acrolein	0.025	0.026#	-4.0	110	-0.01
12		Iodomethane	1.858	1.609	13.4	91	0.00
13		Methyl Acetate	0.526	0.441	16.2	84	-0.01
14		tert-Butyl Alcohol (TBA)	0.102	0.114	-11.8	106	0.00
15		trans-1,2-Dichloroethylene	2.575	2.228	13.5	97	-0.02
16		Carbon Disulfide	3.627	3.223	11.1	93	-0.01
17		Methylene Chloride	1.831	1.376	24.8	81	-0.01
18		Acrylonitrile	0.322	0.289	10.2	94	0.00
19		tert-Butyl Methyl Ether (MT	3.984	3.647	8.5	98	0.00
20		Acetone	0.319	0.265	16.9	106	0.00
21	P	1,1-Dichloroethane	3.542	3.297	6.9	100	-0.01
22		Vinyl Acetate	1.511	1.334	11.7	83	0.00
23		cis-1,2-Dichloroethylene	2.260	2.095	7.3	100	-0.01
24		2-Butanone	0.137	0.132	3.6	109	0.00
25		2,2-Dichloropropane	3.189	3.080	3.4	107	-0.01
26		Bromochloromethane	1.418	1.179	16.9	84	-0.01
27	C	Chloroform	3.518	3.207	8.8	104	-0.01
28		Tetrahydrofuran	0.126	0.118	6.3	103	-0.02
29		1,1-Dichloropropylene	2.841	2.599	8.5	98	-0.01
30		1,1,1-Trichloroethane	3.147	3.000	4.7	104	-0.01
31		Cyclohexane	3.235	3.033	6.2	97	-0.02
32	S	d4-1,2-Dichloroethane(SURR)	0.993	1.112	-12.0	113	-0.01
33		Carbon Tetrachloride	2.494	2.460	1.4	103	-0.02
34		1,2-Dichloroethane	1.862	1.745	6.3	99	-0.02
35	M	Benzene	7.585	6.927	8.7	98	-0.01
36		CHLOROBENZENE-d5(ISTD)	1.000	1.000	0.0	97	-0.02
37	M	Trichloroethylene	0.571	0.564	1.2	104	-0.02
38		Methyl Cyclohexane	0.993	0.971	2.2	94	-0.01
39		Dibromomethane	0.271	0.272	-0.4	106	-0.02
40		Methyl Methacrylate	0.244	0.250	-2.5	102	-0.01

(#) = Out of Range

Evaluate Continuing Calibration Report

Data File : C:\HPCHEM\1\DATA\V5063014\V524562C.D Vial: 2
Acq On : 30 Jun 2014 9:17 am Operator: SS
Sample : 50PPB VOA CAL CHECK STD Inst : VOA No. 5
Misc : QBV5063014A Multiplr: 1.00
MS Integration Params: RTEINT1.P

Method : C:\HPCHEM\1\METHODS\V5C00094.M (RTE Integrator)
Title : VOCs BY GC/MS EPA SW846-8260
Last Update : Thu Jun 19 11:53:10 2014
Response via : Multiple Level Calibration

Min. RRF : 0.050 Min. Rel. Area : 50% Max. R.T. Dev 0.50min
Max. RRF Dev : 25% Max. Rel. Area : 200%

		Compound	AvgRF	CCRF	%Dev	Area%	Dev(min)
41		Bromodichloromethane	0.650	0.650	0.0	101	-0.01
42	C	1,2-Dichloropropane	0.459	0.442	3.7	99	-0.01
43		1,4-Dioxane	0.002	0.002#	0.0	96	-0.02
44		2-Chloroethylvinyl ether	0.017	0.004#	76.5#	66	-0.02
45		cis-1,3-Dichloropropene	0.781	0.806	-3.2	104	-0.01
46		2-Hexanone	0.207	0.203	1.9	109	-0.01
47	S	Toluene-d8(SURR)	1.210	1.270	-5.0	99	-0.01
48	C,M	Toluene	2.071	2.043	1.4	102	-0.02
49		trans-1,3-Dichloropropene	0.645	0.669	-3.7	106	-0.01
50		1,1,2-Trichloroethane	0.301	0.300	0.3	102	-0.01
51		1,3-Dichloropropane	0.643	0.647	-0.6	100	-0.01
52		Tetrachloroethylene	0.823	0.830	-0.9	103	-0.02
53		4-Methyl-2-Pentanone	0.291	0.302	-3.8	110	-0.01
54		Dibromochloromethane	0.405	0.440	-8.6	108	-0.01
55		1,2-Dibromoethane	0.373	0.382	-2.4	105	-0.01
56	P,M	Chlorobenzene	1.228	1.240	-1.0	104	-0.01
57	C	Ethyl Benzene	2.288	2.284	0.2	102	-0.01
58		p- & m-Xylenes	1.685	1.677	0.5	101	-0.02
59		o-Xylene	1.805	1.820	-0.8	102	-0.02
60		Styrene	1.285	1.322	-2.9	104	-0.01
61		1,1,1,2-Tetrachloroethane	0.403	0.431	-6.9	108	-0.01
62		1,2-DICHLOROBENZENE-d4(ISTD	1.000	1.000	0.0	97	-0.02
63	p	Bromoform	0.594	0.654	-10.1	113	-0.01
64	S	p-Bromofluorobenzene(SURR)	1.044	1.006	3.6	96	-0.01
65		p-Ethyltoulene	3.751	3.661	2.4	96	-0.01
66		p-Diethylbenzene	2.059	2.100	-2.0	100	-0.02
67	P	1,1,2,2-Tetrachloroethane	0.735	0.713	3.0	103	-0.01
68		1,2,3-Trichloropropane	0.204	0.200	2.0	107	-0.02
69		Isopropylbenzene	3.987	3.931	1.4	104	-0.01
70		1,2-Dibromo-3-Chloropropane	0.110	0.110	0.0	104	-0.01
71		Bromobenzene	1.480	1.428	3.5	99	-0.02
72		trans-1,4-Dichloro-2-butene	0.717	0.707	1.4	106	-0.02
73		n-Propylbenzene	4.889	4.630	5.3	101	-0.02
74		2-Chlorotoluene	3.041	3.198	-5.2	112	-0.01
75		4-Chlorotoluene	3.133	2.907	7.2	95	-0.02
76		tert-Butylbenzene	2.795	2.833	-1.4	108	-0.02
77		1,3,5-trimethylbenzene	3.074	3.077	-0.1	103	-0.02
78		1,2,4-trimethylbenzene	3.110	3.101	0.3	105	-0.02
79		sec-Butylbenzene	4.195	4.129	1.6	102	-0.02
80		1,3-Dichlorobenzene	1.875	1.894	-1.0	104	-0.02

(#) = Out of Range

Evaluate Continuing Calibration Report

Data File : C:\HPCHEM\1\DATA\V5063014\V524562C.D Vial: 2
Acq On : 30 Jun 2014 9:17 am Operator: SS
Sample : 50PPB VOA CAL CHECK STD Inst : VOA No. 5
Misc : QBV5063014A Multiplr: 1.00
MS Integration Params: RTEINT1.P

Method : C:\HPCHEM\1\METHODS\V5C00094.M (RTE Integrator)
Title : VOCs BY GC/MS EPA SW846-8260
Last Update : Thu Jun 19 11:53:10 2014
Response via : Multiple Level Calibration

Min. RRF : 0.050 Min. Rel. Area : 50% Max. R.T. Dev 0.50min
Max. RRF Dev : 25% Max. Rel. Area : 200%

	Compound	AvgRF	CCRF	%Dev	Area%	Dev(min)
81	1,4-Dichlorobenzene	1.962	2.010	-2.4	108	-0.02
82	1,2-Dichlorobenzene	1.639	1.690	-3.1	107	-0.01
83	p-Isopropyltoluene	3.397	3.414	-0.5	104	-0.02
84	n-Butylbenzene	4.110	4.040	1.7	102	-0.02
85	1,2,4,5-Tetramethylbenzene	3.065	3.105	-1.3	100	-0.02
86	1,2,4-Trichlorobenzene	1.521	1.613	-6.0	110	-0.02
87	Naphthalene	1.707	1.764	-3.3	110	-0.01
88	Hexachloro-1,3-Butadiene	0.614	0.634	-3.3	109	-0.02
89	1,2,3-Trichlorobenzene	1.228	1.271	-3.5	107	-0.02

Quantitation Report (QT Reviewed)

Data File : C:\HPCHEM\1\DATA\V5063014\V524562C.D Vial: 2
Acq On : 30 Jun 2014 9:17 am Operator: SS
Sample : 50PPB VOA CAL CHECK STD Inst : VOA No. 5
Misc : QBV5063014A Multiplr: 1.00
MS Integration Params: RTEINT1.P
Quant Time: Jun 30 11:02 2014 Quant Results File: V5C00094.RES

Quant Method : C:\HPCHEM\1\METHODS\V5C00094.M (RTE Integrator)
Title : VOCs BY GC/MS EPA SW846-8260
Last Update : Thu Jun 19 11:53:10 2014
Response via : Initial Calibration
DataAcq Meth : V5C0001A

Internal Standards	R.T.	QIon	Response	Conc	Units	Dev(Min)
1) FLUOROBENZENE(ISTD)	5.90	70	173441	50.00	ppb	-0.01
36) CHLOROBENZENE-d5(ISTD)	8.92	117	621382	50.00	ppb	-0.02
62) 1,2-DICHLOROBENZENE-d4(IST	11.90	152	358001	50.00	ppb	-0.02
System Monitoring Compounds						
32) d4-1,2-Dichloroethane(SURR	5.62	65	192893	55.99	ppb	-0.01
Spiked Amount 50.000 Range 64 - 122 Recovery = 111.98%						
47) Toluene-d8(SURR)	7.42	98	789225	52.49	ppb	-0.01
Spiked Amount 50.000 Range 83 - 114 Recovery = 104.98%						
64) p-Bromofluorobenzene(SURR)	10.19	174	360262	48.19	ppb	-0.01
Spiked Amount 50.000 Range 71 - 126 Recovery = 96.38%						

Target Compounds							Qvalue
2) Dichlorodifluoromethane	1.58	85	350093m	37.80	ppb		
3) Chloromethane	1.78	50	343700	44.36	ppb		100
4) Vinyl Chloride	1.88	62	265809	39.22	ppb		100
5) Bromomethane	2.24	94	155069	40.62	ppb		98
6) Chloroethane	2.34	64	141293	43.79	ppb		99
7) Trichlorofluoromethane	2.59	101	430983	47.24	ppb		100
8) Ethyl Ether	2.88	59	124153	45.49	ppb		95
9) Freon-113	3.08	101	225849	45.57	ppb		98
10) 1,1-Dichloroethylene	3.12	61	299884	44.24	ppb		99
11) Acrolein	3.06	56	4535	52.19	ppb		85
12) Iodomethane	3.29	142	279001	43.30	ppb		99
13) Methyl Acetate	3.52	43	76492	41.93	ppb	#	90
14) tert-Butyl Alcohol (TBA)	3.77	59	19767	55.73	ppb	#	100
15) trans-1,2-Dichloroethylene	3.86	61	386510	43.28	ppb		99
16) Carbon Disulfide	3.34	76	558962	44.43	ppb		100
17) Methylene Chloride	3.62	49	238642	37.57	ppb		96
18) Acrylonitrile	3.91	53	50064	44.77	ppb	#	63
19) tert-Butyl Methyl Ether (M	3.84	73	632462	45.77	ppb	#	92
20) Acetone	3.23	43	45901	41.45	ppb	#	100
21) 1,1-Dichloroethane	4.28	63	571794	46.53	ppb		99
22) Vinyl Acetate	4.32	43	231393	44.15	ppb		100
23) cis-1,2-Dichloroethylene	4.84	96	363351	46.35	ppb	#	49
24) 2-Butanone	4.87	72	22869	48.88	ppb		92
25) 2,2-Dichloropropane	4.81	77	534195	48.29	ppb		99
26) Bromochloromethane	5.08	49	204525	41.59	ppb	#	91
27) Chloroform	5.14	83	556201	45.58	ppb		100
28) Tetrahydrofuran	5.11	71	20425	46.85	ppb	#	95
29) 1,1-Dichloropropylene	5.43	75	450849	45.75	ppb	#	99
30) 1,1,1-Trichloroethane	5.28	97	520328	47.66	ppb		100

(#) = qualifier out of range (m) = manual integration

Quantitation Report (QT Reviewed)

Data File : C:\HPCHEM\1\DATA\V5063014\V524562C.D Vial: 2
Acq On : 30 Jun 2014 9:17 am Operator: SS
Sample : 50PPB VOA CAL CHECK STD Inst : VOA No. 5
Misc : QBV5063014A Multiplr: 1.00
MS Integration Params: RTEINT1.P
Quant Time: Jun 30 11:02 2014 Quant Results File: V5C00094.RES

Quant Method : C:\HPCHEM\1\METHODS\V5C00094.M (RTE Integrator)
Title : VOCs BY GC/MS EPA SW846-8260
Last Update : Thu Jun 19 11:53:10 2014
Response via : Initial Calibration
DataAcq Meth : V5C0001A

	Compound	R.T.	QIon	Response	Conc	Unit		Qvalue
31)	Cyclohexane	5.30	56	526092	46.88	ppb		99
33)	Carbon Tetrachloride	5.42	117	426716	49.33	ppb		99
34)	1,2-Dichloroethane	5.69	62	302616	46.86	ppb		100
35)	Benzene	5.64	78	1201477	45.66	ppb		100
37)	Trichloroethylene	6.24	95	350474	49.37	ppb		100
38)	Methyl Cyclohexane	6.38	83	603595	48.92	ppb	#	98
39)	Dibromomethane	6.63	93	168976	50.26	ppb		100
40)	Methyl Methacrylate	6.55	69	155305	51.18	ppb		100
41)	Bromodichloromethane	6.76	83	403974	50.04	ppb	#	100
42)	1,2-Dichloropropane	6.49	63	274721	48.14	ppb		99
43)	1,4-Dioxane	6.62	88	24638	1024.69	ppb		92
44)	2-Chloroethylvinyl ether	7.02	63	2531	11.72	ppb	#	100
45)	cis-1,3-Dichloropropene	7.18	75	500996	51.64	ppb		100
46)	2-Hexanone	8.16	43	125914	48.86	ppb		98
48)	Toluene	7.49	91	1269723	49.34	ppb		99
49)	trans-1,3-Dichloropropene	7.74	75	415872	51.92	ppb		100
50)	1,1,2-Trichloroethane	7.95	83	186151	49.76	ppb	#	100
51)	1,3-Dichloropropane	8.12	76	401893	50.29	ppb	#	86
52)	Tetrachloroethylene	8.03	166	515618	50.40	ppb		99
53)	4-Methyl-2-Pentanone	7.32	43	187539	51.80	ppb		98
54)	Dibromochloromethane	8.36	129	273322	54.36	ppb		99
55)	1,2-Dibromoethane	8.48	107	237253	51.23	ppb		99
56)	Chlorobenzene	8.96	112	770535	50.49	ppb		99
57)	Ethyl Benzene	9.04	91	1419343	49.92	ppb		100
58)	p- & m-Xylenes	9.16	91	2084413	103.31	ppb		100
59)	o-Xylene	9.59	91	1130658	50.41	ppb		99
60)	Styrene	9.62	104	821682	51.46	ppb	#	100
61)	1,1,1,2-Tetrachloroethane	9.05	131	268088	53.59	ppb		99
63)	Bromoform	9.88	173	234017	55.06	ppb	#	100
65)	p-Ethyltoulene	10.55	105	1310534	48.80	ppb		95
66)	p-Diethylbenzene	11.81	119	751818	50.99	ppb		98
67)	1,1,2,2-Tetrachloroethane	10.38	83	255123	48.50	ppb	#	98
68)	1,2,3-Trichloropropane	10.43	110	71467	48.99	ppb		95
69)	Isopropylbenzene	9.97	105	1407177	49.29	ppb	#	95
70)	1,2-Dibromo-3-Chloropropan	12.84	75	39315	49.92	ppb	#	100
71)	Bromobenzene	10.36	77	511348	48.25	ppb		96
72)	trans-1,4-Dichloro-2-buten	10.43	75	253229m	49.35	ppb		
73)	n-Propylbenzene	10.43	91	1657387	49.48	ppb		100
74)	2-Chlorotoluene	10.56	91	1144885	52.58	ppb		99
75)	4-Chlorotoluene	10.67	91	1040726	46.39	ppb		99
76)	tert-Butylbenzene	10.98	119	1014344	50.68	ppb	#	100

(#) = qualifier out of range (m) = manual integration

Quantitation Report (QT Reviewed)

Data File : C:\HPCHEM\1\DATA\V5063014\V524562C.D Vial: 2
Acq On : 30 Jun 2014 9:17 am Operator: SS
Sample : 50PPB VOA CAL CHECK STD Inst : VOA No. 5
Misc : QBV5063014A Multiplr: 1.00
MS Integration Params: RTEINT1.P
Quant Time: Jun 30 11:02 2014 Quant Results File: V5C00094.RES

Quant Method : C:\HPCHEM\1\METHODS\V5C00094.M (RTE Integrator)
Title : VOCs BY GC/MS EPA SW846-8260
Last Update : Thu Jun 19 11:53:10 2014
Response via : Initial Calibration
DataAcq Meth : V5C0001A

	Compound	R.T.	QIon	Response	Conc Unit		Qvalue
77)	1,3,5-trimethylbenzene	10.62	105	1101534	50.05 ppb	#	100
78)	1,2,4-trimethylbenzene	11.04	105	1110115	49.85 ppb		100
79)	sec-Butylbenzene	11.22	105	1478047	49.21 ppb	#	95
80)	1,3-Dichlorobenzene	11.39	146	678004	50.50 ppb	#	99
81)	1,4-Dichlorobenzene	11.50	146	719583	51.22 ppb	#	86
82)	1,2-Dichlorobenzene	11.93	146	604851	51.53 ppb	#	99
83)	p-Isopropyltoluene	11.38	119	1222312	50.26 ppb	#	100
84)	n-Butylbenzene	11.84	91	1446421	49.16 ppb	#	82
85)	1,2,4,5-Tetramethylbenzene	12.70	119	1111722	50.65 ppb		99
86)	1,2,4-Trichlorobenzene	13.74	180	577441	53.01 ppb		99
87)	Naphthalene	14.03	128	631415	51.66 ppb	#	96
88)	Hexachloro-1,3-Butadiene	13.88	225	226843	51.63 ppb	#	77
89)	1,2,3-Trichlorobenzene	14.31	182	455059	51.74 ppb	#	47

(#) = qualifier out of range (m) = manual integration

Quantitation Report

Data File : C:\HPCHEM\1\DATA\V5063014\V524562C.D Vial: 2
Acq On : 30 Jun 2014 9:17 am Operator: SS
Sample : 50PPB VOA CAL CHECK STD Inst : VOA No. 5
Misc : QBV5063014A Multiplr: 1.00
MS Integration Params: RTEINT1.P
Quant Time: Jun 30 11:02 2014 Quant Results File: V5C00094.RES

Method : C:\HPCHEM\1\METHODS\V5C00094.M (RTE Integrator)
Title : VOCs BY GC/MS EPA SW846-8260
Last Update : Thu Jun 19 11:53:10 2014
Response via : Initial Calibration

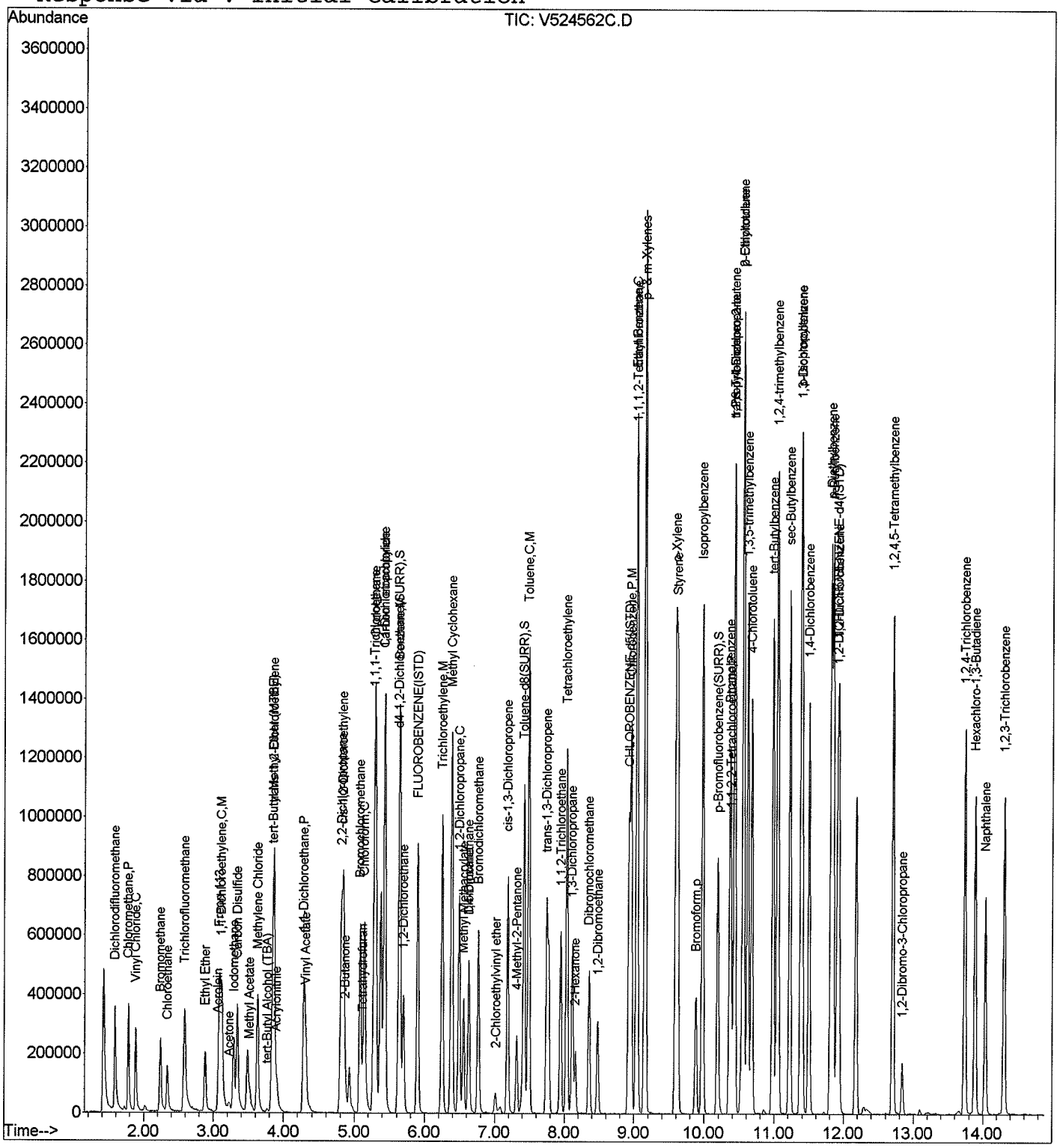

FORM V

ANALYSIS BATCH (SEQUENCE) SUMMARY

EPA 8260C

Laboratory: York Analytical Laboratories, Inc.

SDG: 14F0899

Client: Leggette Brashears & Graham Shelton Office

Project: SNYGEN

Sequence:

Instrument:

Calibration:

Sample Name	Lab Sample ID	Lab File ID	Analysis Date/Time
LCS	BF41237-BS1	V524490L.D	06/25/14 13:30
LCS Dup	BF41237-BSD1	V524491U.D	06/25/14 14:05
Blank	BF41237-BLK1	V524492B.D	06/25/14 14:40
EW-15 (25-26.2)	14F0899-01	V524566S.D	06/25/14 18:09
LCS	BF41416-BS1	V524563L.D	06/30/14 09:59
LCS Dup	BF41416-BSD1	V524564U.D	06/30/14 10:35
Blank	BF41416-BLK1	V524565B.D	06/30/14 11:09

Data File : C:\HPCHEM\1\DATA\V5061814\V524266B.D
Acq On : 18 Jun 2014 12:15 pm
Sample : MBLK
Misc : QBV5061814A
MS Integration Params: RTEINT1.P
Method : C:\HPCHEM\1\METHODS\V5C00094.M (RTE Integrator)
Title : VOCs BY GC/MS EPA SW846-8260

Vial: 1
Operator: SS
Inst : VOA No. 5
Multiplr: 1.00

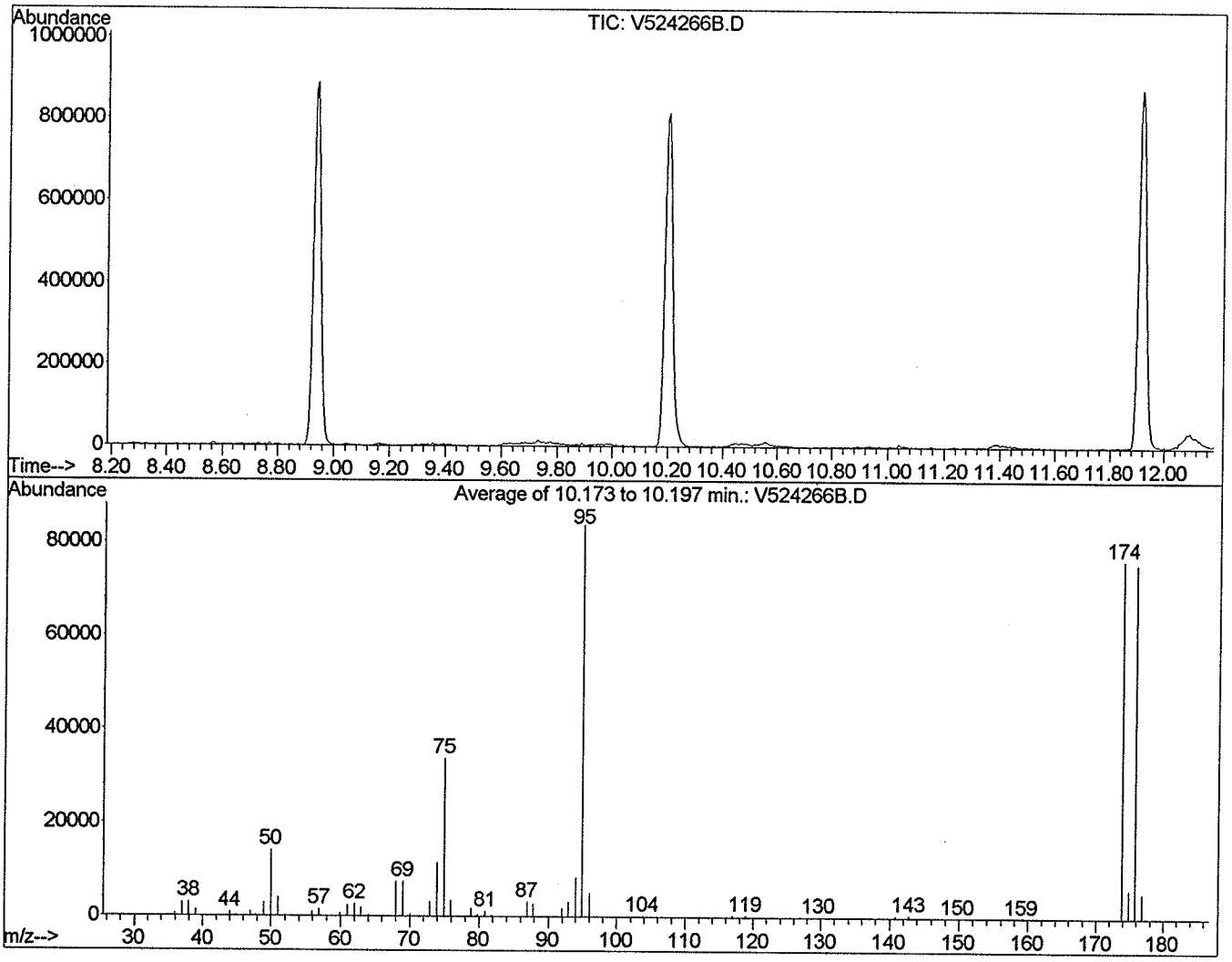

Spectrum Information: Average of 10.173 to 10.197 min.

Target Mass	Rel. to Mass	Lower Limit%	Upper Limit%	Rel. Abn%	Raw Abn	Result Pass/Fail
50	95	15	40	16.9	14177	PASS
75	95	30	60	40.3	33751	PASS
95	95	100	100	100.0	83820	PASS
96	95	5	9	6.1	5109	PASS
173	174	0.00	2	0.0	0	PASS
174	95	50	100	91.1	76393	PASS
175	174	5	9	7.9	6060	PASS
176	174	95	101	98.9	75570	PASS
177	176	5	9	7.0	5296	PASS

BFB

Data File : L:\HPCHEM\1\DATA\V5062514\V524489W.D Vial: 2
Acq On : 25 Jun 2014 12:22 pm Operator: SS
Sample : 50ppb VOA CAL CHECK STD Inst : VOA No. 5
Misc : QBV5062514A SCREENING Multiplr: 1.00
MS Integration Params: RTEINT1.P
Method : C:\HPCHEM\1\METHODS\V5C00094.M (RTE Integrator)
Title : VOCs BY GC/MS EPA SW846-8260

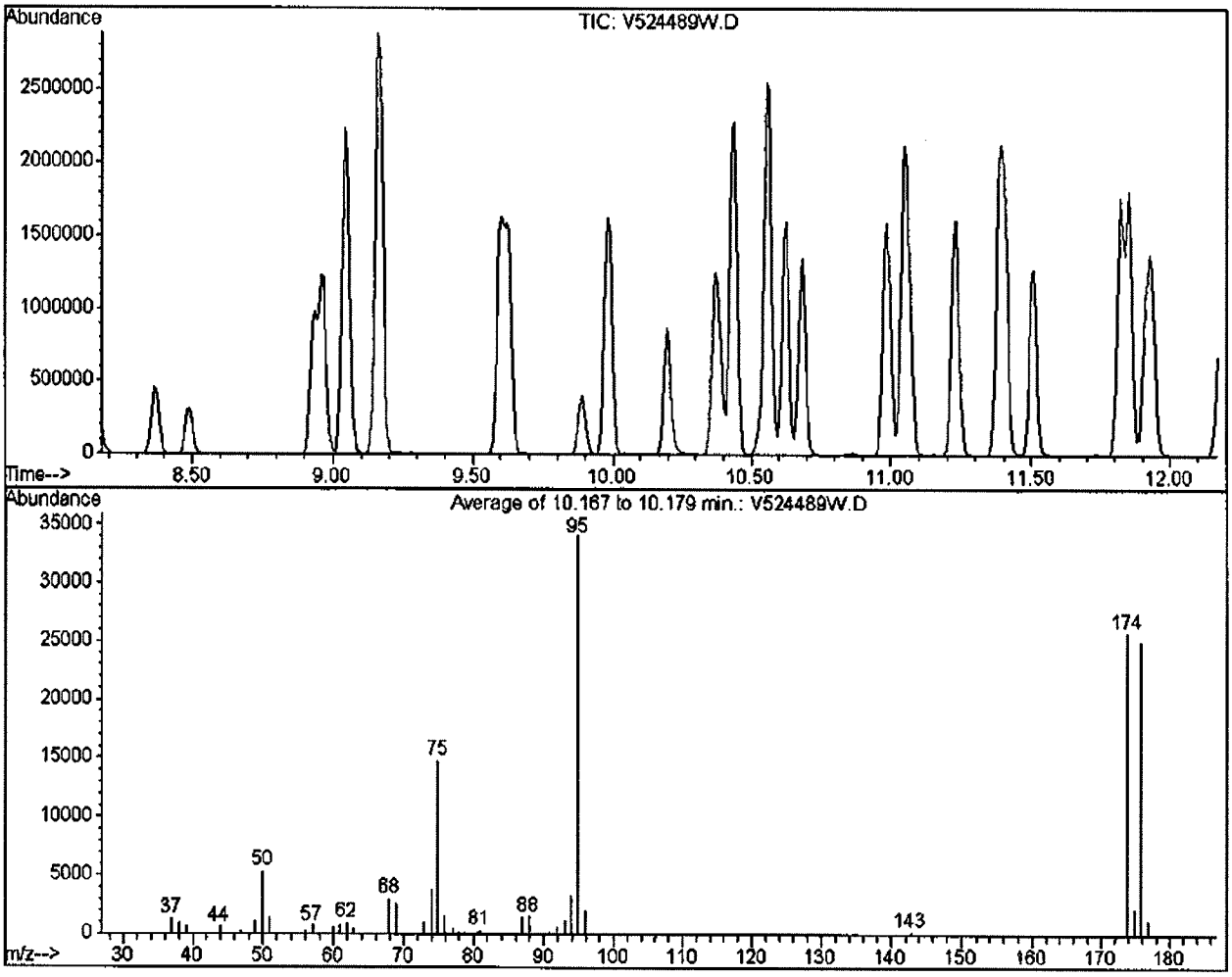

Spectrum Information: Average of 10.167 to 10.179 min.

Target Mass	Rel. to Mass	Lower Limit%	Upper Limit%	Rel. Abn%	Raw Abn	Result Pass/Fail
50	95	15	40	15.7	5359	PASS
75	95	30	60	43.2	14744	PASS
95	95	100	100	100.0	34118	PASS
96	95	5	9	6.0	2061	PASS
173	174	0.00	2	0.0	0	PASS
174	95	50	100	75.3	25703	PASS
175	174	5	9	8.7	2243	PASS
176	174	95	101	97.0	24940	PASS
177	176	5	9	5.1	1261	PASS

V524489W.D V5C00094.M Thu Jun 26 14:42:50 2014

BFB

Data File : C:\HPCHEM\1\DATA\V5063014\V524562C.D Vial: 2
Acq On : 30 Jun 2014 9:17 am Operator: SS
Sample : 50PPB VOA CAL CHECK STD Inst : VOA No. 5
Misc : QBV5063014A Multiplr: 1.00
MS Integration Params: RTEINT1.P
Method : C:\HPCHEM\1\METHODS\V5C00094.M (RTE Integrator)
Title : VOCs BY GC/MS EPA SW846-8260

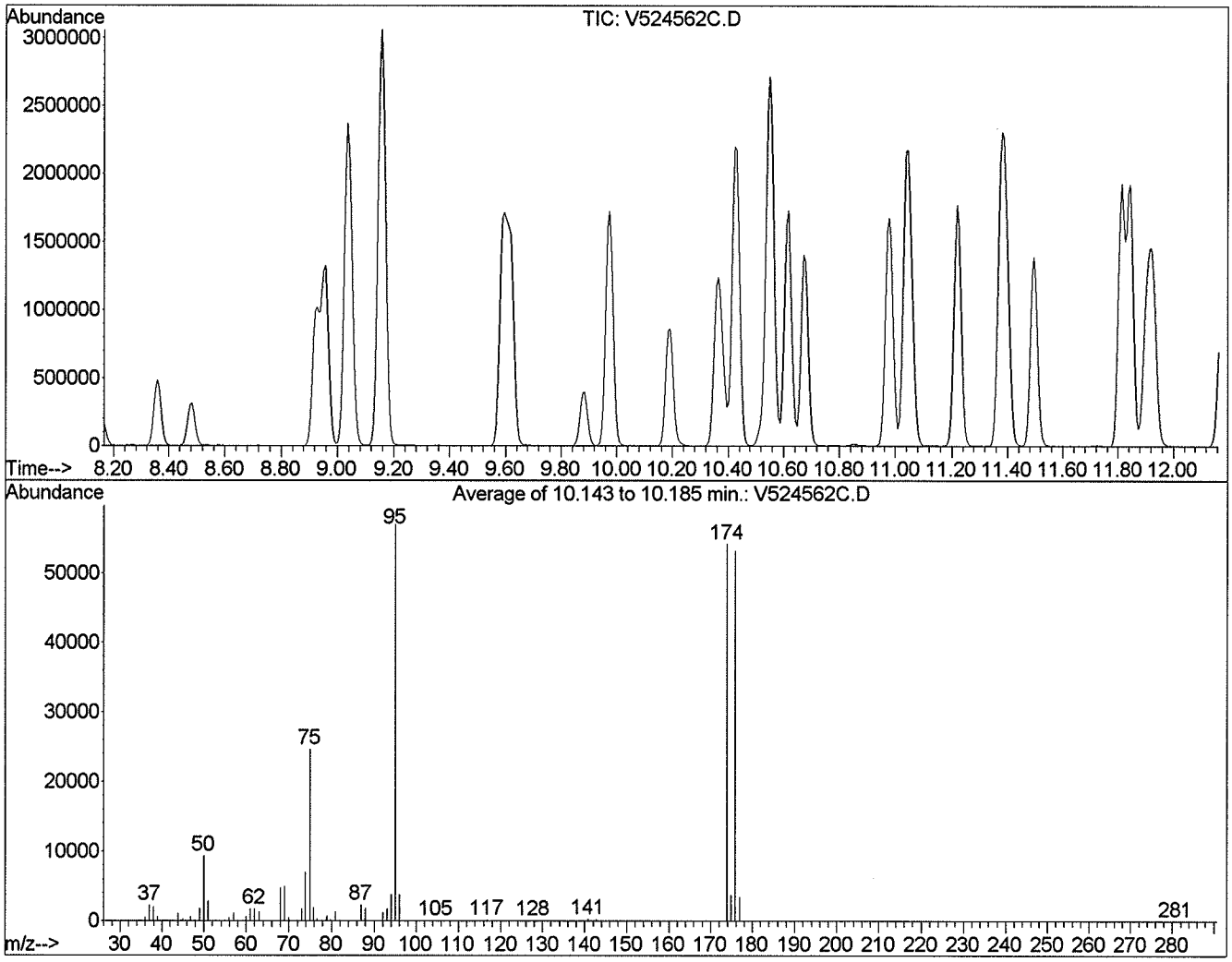

Spectrum Information: Average of 10.143 to 10.185 min.

Target Mass	Rel. to Mass	Lower Limit%	Upper Limit%	Rel. Abn%	Raw Abn	Result Pass/Fail
50	95	15	40	16.4	9314	PASS
75	95	30	60	43.3	24669	PASS
95	95	100	100	100.0	56962	PASS
96	95	5	9	6.6	3746	PASS
173	174	0.00	2	0.0	0	PASS
174	95	50	100	95.2	54237	PASS
175	174	5	9	7.0	3782	PASS
176	174	95	101	98.1	53212	PASS
177	176	5	9	6.4	3385	PASS

V524562C.D V5C00094.M Mon Jun 30 11:13:24 2014

FORM I

METHOD BLANK DATA SHEET
EPA 8260C

Laboratory:	York Analytical Laboratories, Inc.		SDG:	14F0899	
Client:	Leggette Brashears & Graham Shelton Office		Project:	SNYGEN	
Matrix:	Soil	Laboratory ID:	BF41237-BLK1	File ID:	V524492B.D
Prepared:	06/25/14 08:12	Preparation:	EPA 5035A	Initial/Final:	5 g / 5 ml
Analyzed:	06/25/14 14:40	Instrument:	VOA No. 5		
Batch:	BF41237	Sequence:		Calibration:	

CAS NO.	COMPOUND	CONC. (ug/kg wet)	Q
630-20-6	1,1,1,2-Tetrachloroethane	5.0	U
71-55-6	1,1,1-Trichloroethane	5.0	U
79-34-5	1,1,2,2-Tetrachloroethane	5.0	U
76-13-1	1,1,2-Trichloro-1,2,2-trifluoroethane (Freon 113)	5.0	U
79-00-5	1,1,2-Trichloroethane	5.0	U
75-34-3	1,1-Dichloroethane	5.0	U
75-35-4	1,1-Dichloroethylene	5.0	U
563-58-6	1,1-Dichloropropylene	5.0	U
87-61-6	1,2,3-Trichlorobenzene	10	U
96-18-4	1,2,3-Trichloropropane	5.0	U
120-82-1	1,2,4-Trichlorobenzene	10	U
96-12-8	1,2-Dibromo-3-chloropropane	10	U
106-93-4	1,2-Dibromoethane	5.0	U
95-50-1	1,2-Dichlorobenzene	5.0	U
107-06-2	1,2-Dichloroethane	5.0	U
78-87-5	1,2-Dichloropropane	5.0	U
541-73-1	1,3-Dichlorobenzene	5.0	U
142-28-9	1,3-Dichloropropane	5.0	U
106-46-7	1,4-Dichlorobenzene	5.0	U
594-20-7	2,2-Dichloropropane	5.0	U
95-49-8	2-Chlorotoluene	5.0	U
106-43-4	4-Chlorotoluene	5.0	U
108-86-1	Bromobenzene	5.0	U
74-97-5	Bromochloromethane	5.0	U
75-27-4	Bromodichloromethane	5.0	U
75-25-2	Bromoform	5.0	U
74-83-9	Bromomethane	5.0	U
56-23-5	Carbon tetrachloride	5.0	U
108-90-7	Chlorobenzene	5.0	U
75-00-3	Chloroethane	5.0	U

FORM I

METHOD BLANK DATA SHEET

EPA 8260C

Laboratory:	York Analytical Laboratories, Inc.		SDG:	14F0899	
Client:	Leggette Brashears & Graham Shelton Office		Project:	SNYGEN	
Matrix:	Soil	Laboratory ID:	BF41237-BLK1	File ID:	V524492B.D
Prepared:	06/25/14 08:12	Preparation:	EPA 5035A	Initial/Final:	5 g / 5 ml
Analyzed:	06/25/14 14:40	Instrument:	VOA No. 5		
Batch:	BF41237	Sequence:		Calibration:	

CAS NO.	COMPOUND	CONC. (ug/kg wet)	Q
67-66-3	Chloroform	5.0	U
74-87-3	Chloromethane	5.0	U
156-59-2	cis-1,2-Dichloroethylene	5.0	U
10061-01-5	cis-1,3-Dichloropropylene	5.0	U
124-48-1	Dibromochloromethane	5.0	U
74-95-3	Dibromomethane	5.0	U
75-71-8	Dichlorodifluoromethane	5.0	U
87-68-3	Hexachlorobutadiene	5.0	U
75-09-2	Methylene chloride	10	U
127-18-4	Tetrachloroethylene	5.0	U
156-60-5	trans-1,2-Dichloroethylene	5.0	U
10061-02-6	trans-1,3-Dichloropropylene	5.0	U
79-01-6	Trichloroethylene	5.0	U
75-69-4	Trichlorofluoromethane	5.0	U
75-01-4	Vinyl Chloride	5.0	U

SYSTEM MONITORING COMPOUND	ADDED (ug/L)	CONC (ug/L)	% REC	QC LIMITS	Q
1,2-Dichloroethane-d4	50.0	51.2	102	67 - 130	
p-Bromofluorobenzene	50.0	48.5	97.0	75 - 127	
Toluene-d8	50.0	55.6	111	90 - 112	

Quantitation Report (QT Reviewed)

Data File : G:\MSVOA5 V5\DAILYDAT\V5062514\V524492B.D Vial: 6
Acq On : 25 Jun 2014 2:40 pm Operator: SS
Sample : BF41237-BLK1 Inst : VOA No. 5
Misc : QBV5062514A Multiplr: 1.00
MS Integration Params: RTEINT1.P
Quant Time: Jun 26 15:14 2014 Quant Results File: V5C00094.RES

Quant Method : C:\HPCHEM\1\METHODS\V5C00094.M (RTE Integrator)
Title : VOCs BY GC/MS EPA SW846-8260
Last Update : Thu Jun 19 11:53:10 2014
Response via : Initial Calibration
DataAcq Meth : V5C0001A

Internal Standards	R.T.	QIon	Response	Conc	Units	Dev(Min)
1) FLUOROBENZENE(ISTD)	5.91	70	186543	50.00	ppb	0.00
36) CHLOROBENZENE-d5(ISTD)	8.94	117	594053	50.00	ppb	0.00
62) 1,2-DICHLOROBENZENE-d4(IST	11.92	152	318574	50.00	ppb	0.00
System Monitoring Compounds						
32) d4-1,2-Dichloroethane(SURR	5.63	65	189601	51.17	ppb	0.00
Spiked Amount 50.000	Range 64 - 122		Recovery = 102.34%			
47) Toluene-d8(SURR)	7.43	98	798757	55.57	ppb	0.00
Spiked Amount 50.000	Range 83 - 114		Recovery = 111.14%			
64) p-Bromofluorobenzene(SURR)	10.20	174	322520	48.48	ppb	0.00
Spiked Amount 50.000	Range 71 - 126		Recovery = 96.96%			

Target Compounds						Qvalue
17) Methylene Chloride	3.64	49	7012	1.03	ppb	99
20) Acetone	3.23	43	7483	6.28	ppb #	100
87) Naphthalene	14.05	128	10018	0.92	ppb #	96

(#) = qualifier out of range (m) = manual integration

Quantitation Report

Data File : G:\MSVOA5 V5\DAILYDAT\V5062514\V524492B.D Vial: 6
Acq On : 25 Jun 2014 2:40 pm Operator: SS
Sample : BF41237-BLK1 Inst : VOA No. 5
Misc : QBV5062514A Multiplr: 1.00
MS Integration Params: RTEINT1.P
Quant Time: Jun 26 15:14 2014 Quant Results File: V5C00094.RES

Method : C:\HPCHEM\1\METHODS\V5C00094.M (RTE Integrator)
Title : VOCs BY GC/MS EPA SW846-8260
Last Update : Thu Jun 19 11:53:10 2014
Response via : Initial Calibration



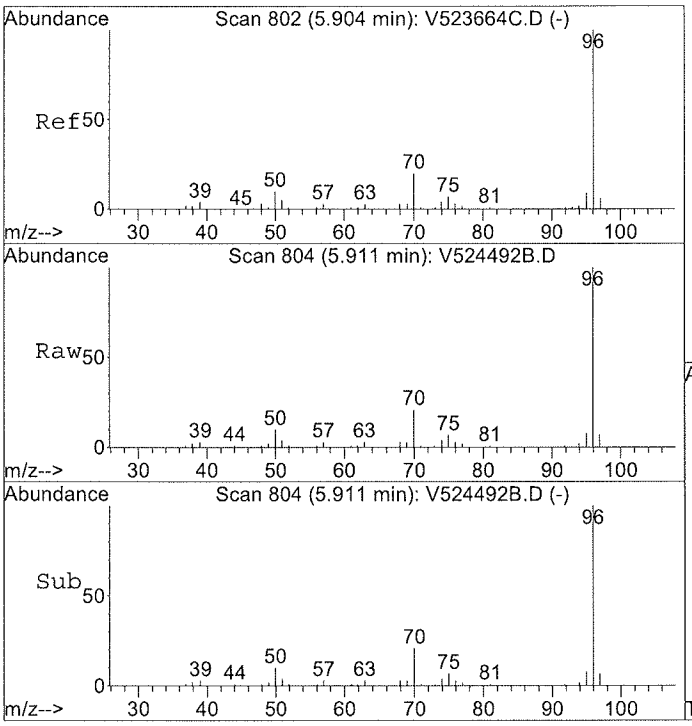

#1
FLUOROBENZENE(ISTD)
Concen: 50.00 ppb
RT: 5.91 min Scan# 804
Delta R.T. 0.00 min
Lab File: V524492B.D
Acq: 25 Jun 2014 2:40 pm

Tgt Ion: 70 Resp: 186543

Ion	Ratio	Lower	Upper
70	100		
96	496.4	0.0	0.0#
70	100.0	80.0	120.0
50	0.0	34.6	51.8#

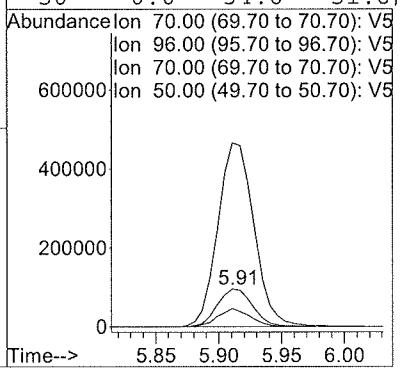

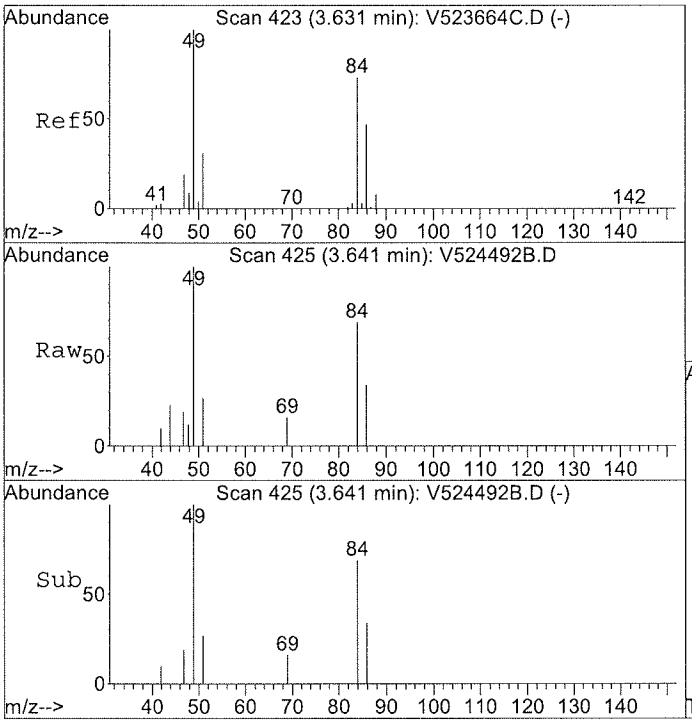

#17
Methylene Chloride
Concen: 1.03 ppb
RT: 3.64 min Scan# 425
Delta R.T. 0.00 min
Lab File: V524492B.D
Acq: 25 Jun 2014 2:40 pm

Tgt Ion: 49 Resp: 7012

Ion	Ratio	Lower	Upper
49	100		
49	100.0	80.0	120.0
84	94.1	76.6	115.0
86	61.8	50.4	75.6

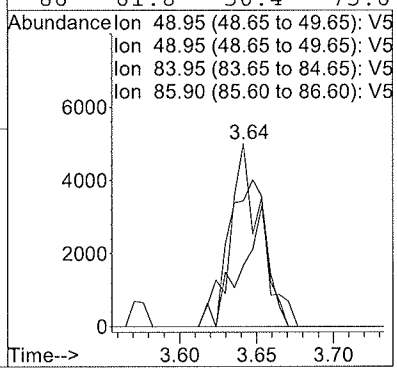

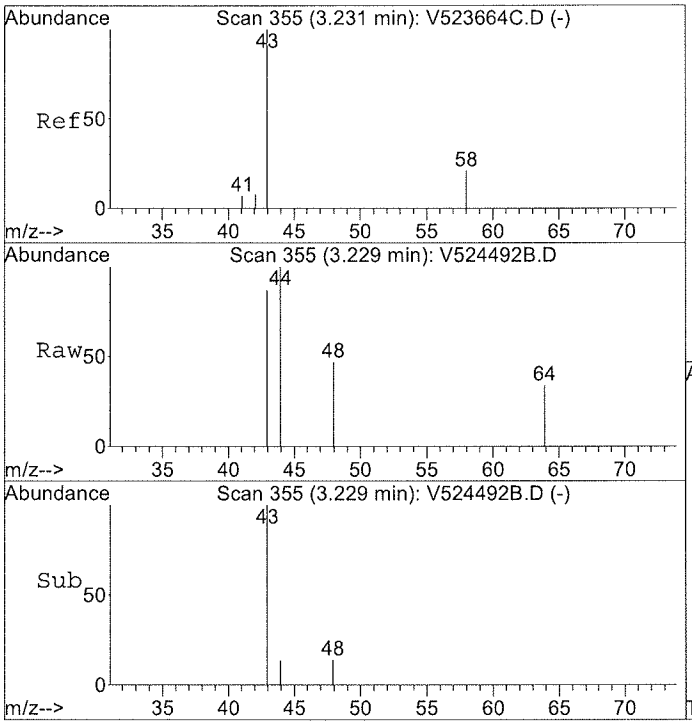

#20
Acetone
Concen: 6.28 ppb
RT: 3.23 min Scan# 355
Delta R.T. -0.00 min
Lab File: V524492B.D
Acq: 25 Jun 2014 2:40 pm

Tgt Ion: 43 Resp: 7483

Ion	Ratio	Lower	Upper
43	100		
43	100.0	80.0	120.0
58	0.0	0.0	0.0

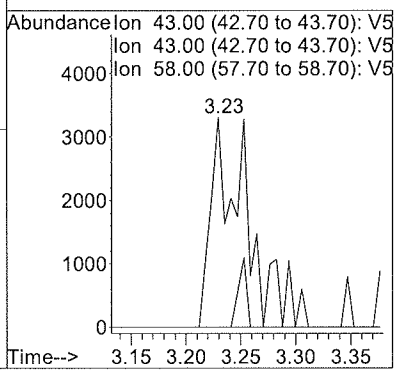

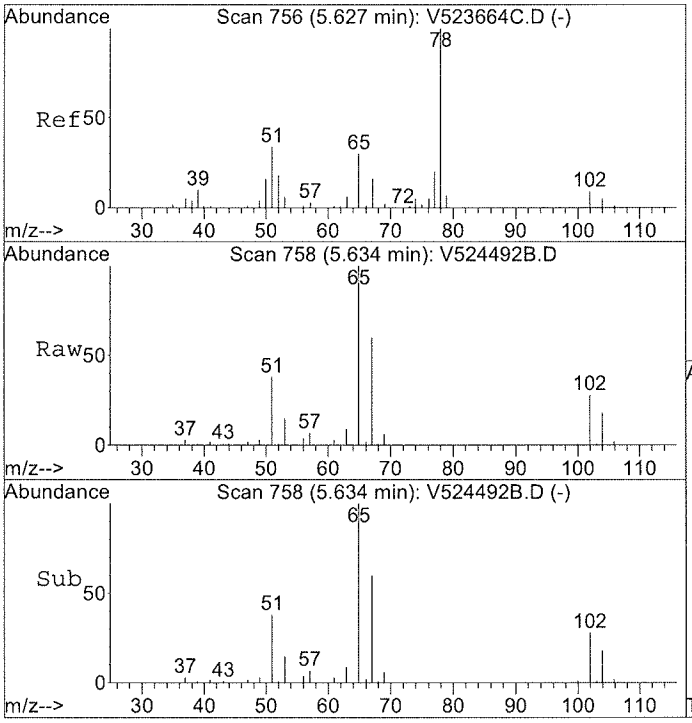

#32
d4-1,2-Dichloroethane(SURR)
Concen: Below ppb
RT: 5.63 min Scan# 758
Delta R.T. 0.00 min
Lab File: V524492B.D
Acq: 25 Jun 2014 2:40 pm

Tgt Ion: 65 Resp: 189601

Ion	Ratio	Lower	Upper
65	100		
65	100.0	80.0	120.0
102	27.1	21.9	32.9

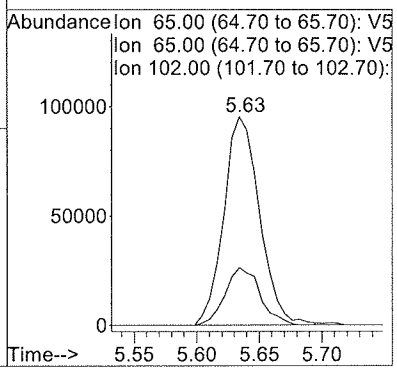

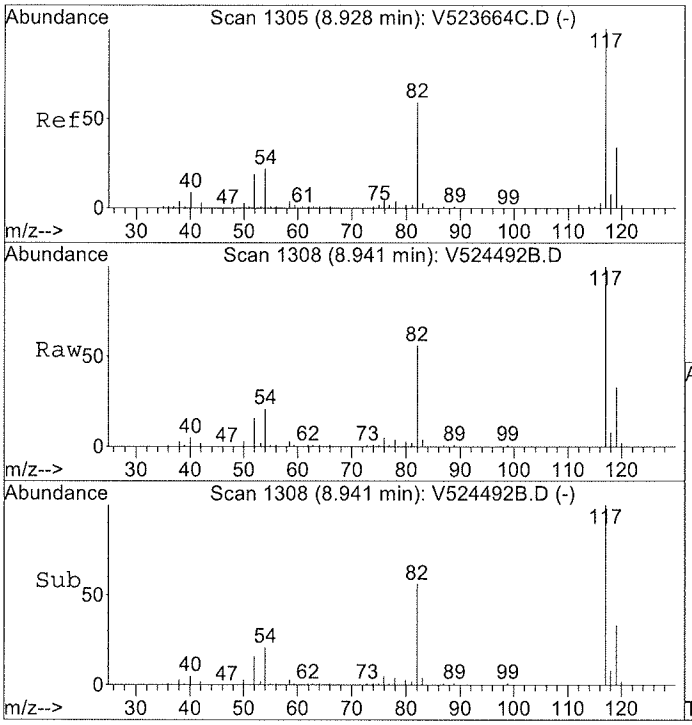

#36
CHLOROBENZENE-d5(ISTD)
Concen: 50.00 ppb
RT: 8.94 min Scan# 1308
Delta R.T. 0.00 min
Lab File: V524492B.D
Acq: 25 Jun 2014 2:40 pm

Tgt Ion:117 Resp: 594053

Ion	Ratio	Lower	Upper
117	100		
117	100.0	80.0	120.0
82	0.0	0.0	0.0
119	33.1	26.1	39.1

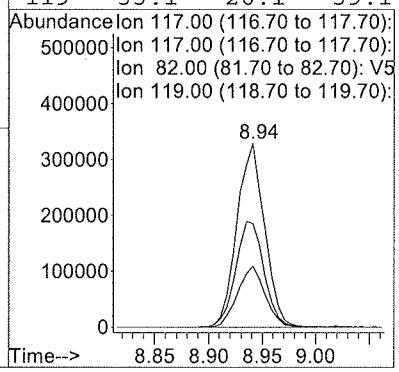

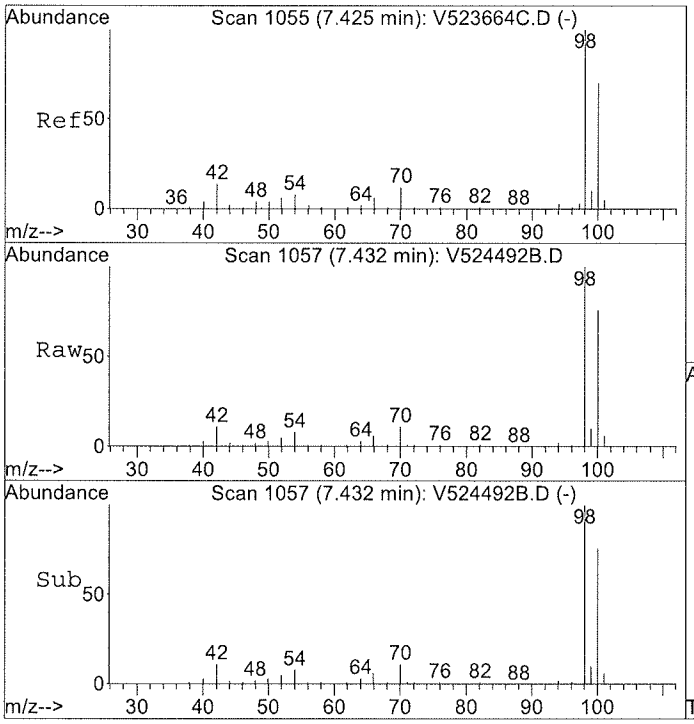

#47
Toluene-d8(SURR)
Concen: Below ppb
RT: 7.43 min Scan# 1057
Delta R.T. 0.00 min
Lab File: V524492B.D
Acq: 25 Jun 2014 2:40 pm

Tgt Ion: 98 Resp: 798757

Ion	Ratio	Lower	Upper
98	100		
98	100.0	80.0	120.0
100	72.3	0.0	0.0#
70	0.0	5.7	17.1#

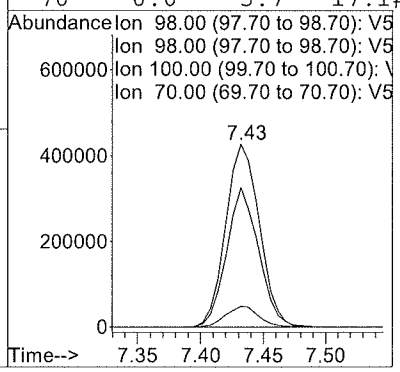

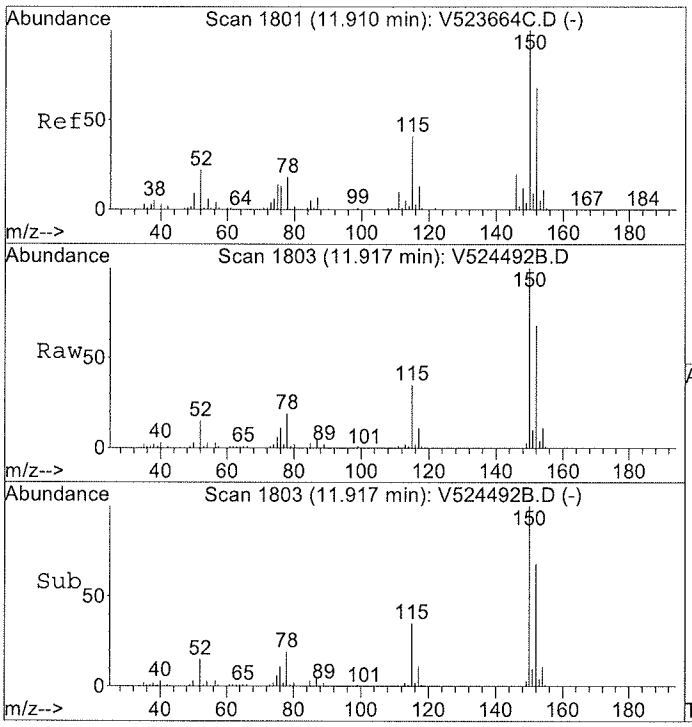

#62
1,2-DICHLOROBENZENE-d4(ISTD)
Concen: 50.00 ppb
RT: 11.92 min Scan# 1803
Delta R.T. -0.01 min
Lab File: V524492B.D
Acq: 25 Jun 2014 2:40 pm

Tgt Ion:152 Resp: 318574

Ion	Ratio	Lower	Upper
152	100		
152	100.0	80.0	120.0
152	100.0	80.0	120.0
115	49.1	39.7	59.5

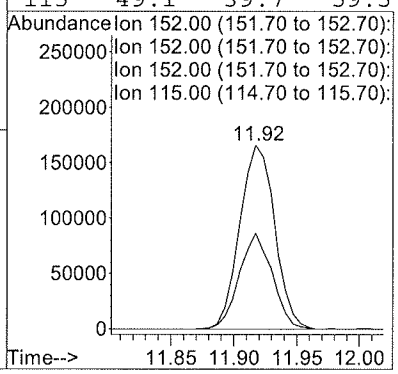

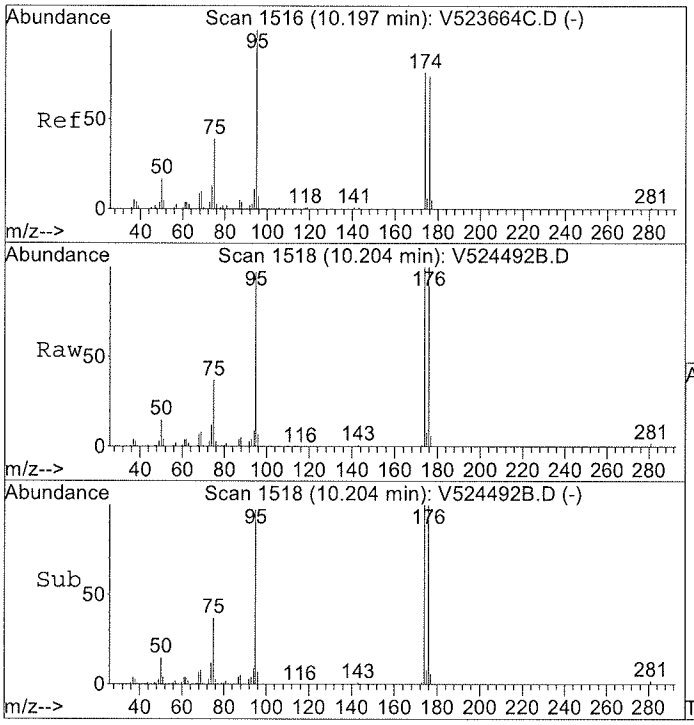

#64
p-Bromofluorobenzene(SURR)
Concen: N.D. ppb
RT: 10.20 min Scan# 1518
Delta R.T. 0.00 min
Lab File: V524492B.D
Acq: 25 Jun 2014 2:40 pm

Tgt Ion:174 Resp: 322520

Ion	Ratio	Lower	Upper
174	100		
176	98.5	80.0	120.0

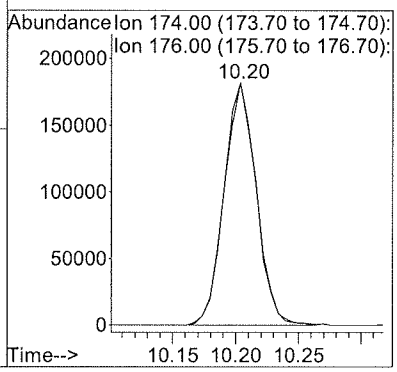

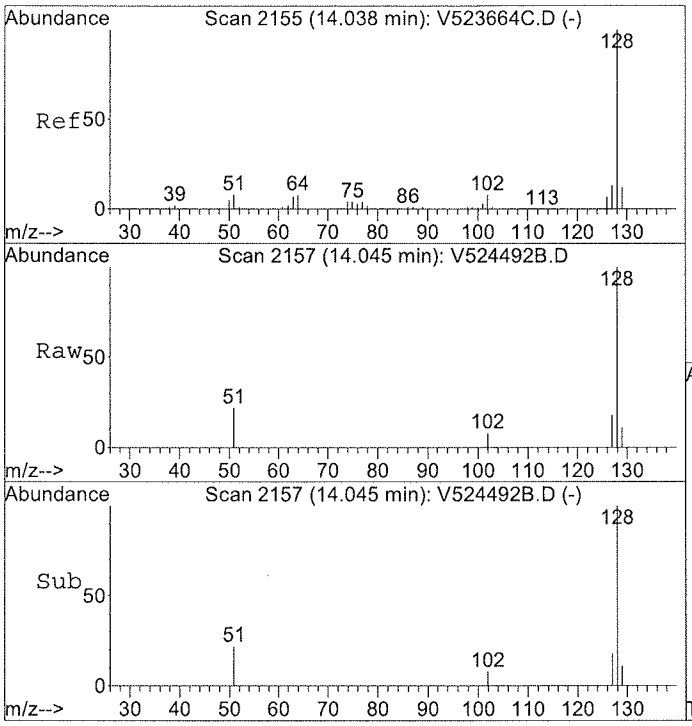

#87
Naphthalene
Concen: 0.92 ppb
RT: 14.05 min Scan# 2157
Delta R.T. 0.00 min
Lab File: V524492B.D
Acq: 25 Jun 2014 2:40 pm

Tgt Ion:128 Resp: 10018

Ion	Ratio	Lower	Upper
128	100		
128	100.0	80.0	120.0
127	0.0	10.6	16.0#
129	0.0	0.0	0.0

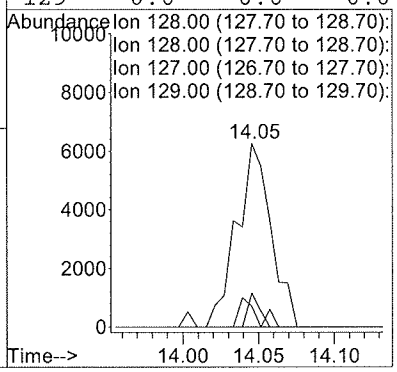

FORM I

METHOD BLANK DATA SHEET
EPA 8260C

Laboratory:	York Analytical Laboratories, Inc.		SDG:	14F0899	
Client:	Leggette Brashears & Graham Shelton Office		Project:	SNYGEN	
Matrix:	Soil	Laboratory ID:	BF41416-BLK1	File ID:	V524565B.D
Prepared:	06/30/14 08:00	Preparation:	EPA 5035A	Initial/Final:	5 g / 5 ml
Analyzed:	06/30/14 11:09	Instrument:	VOA No. 5		
Batch:	BF41416	Sequence:		Calibration:	

CAS NO.	COMPOUND	CONC. (ug/kg wet)	Q
630-20-6	1,1,1,2-Tetrachloroethane	5.0	U
71-55-6	1,1,1-Trichloroethane	5.0	U
79-34-5	1,1,2,2-Tetrachloroethane	5.0	U
76-13-1	1,1,2-Trichloro-1,2,2-trifluoroethane (Freon 113)	5.0	U
79-00-5	1,1,2-Trichloroethane	5.0	U
75-34-3	1,1-Dichloroethane	5.0	U
75-35-4	1,1-Dichloroethylene	5.0	U
563-58-6	1,1-Dichloropropylene	5.0	U
87-61-6	1,2,3-Trichlorobenzene	10	U
96-18-4	1,2,3-Trichloropropane	5.0	U
120-82-1	1,2,4-Trichlorobenzene	10	U
96-12-8	1,2-Dibromo-3-chloropropane	10	U
106-93-4	1,2-Dibromoethane	5.0	U
95-50-1	1,2-Dichlorobenzene	5.0	U
107-06-2	1,2-Dichloroethane	5.0	U
78-87-5	1,2-Dichloropropane	5.0	U
541-73-1	1,3-Dichlorobenzene	5.0	U
142-28-9	1,3-Dichloropropane	5.0	U
106-46-7	1,4-Dichlorobenzene	5.0	U
594-20-7	2,2-Dichloropropane	5.0	U
95-49-8	2-Chlorotoluene	5.0	U
106-43-4	4-Chlorotoluene	5.0	U
108-86-1	Bromobenzene	5.0	U
74-97-5	Bromochloromethane	5.0	U
75-27-4	Bromodichloromethane	5.0	U
75-25-2	Bromoform	5.0	U
74-83-9	Bromomethane	5.0	U
56-23-5	Carbon tetrachloride	5.0	U
108-90-7	Chlorobenzene	5.0	U
75-00-3	Chloroethane	5.0	U

FORM I

METHOD BLANK DATA SHEET

EPA 8260C

Laboratory:	York Analytical Laboratories, Inc.		SDG:	14F0899	
Client:	Leggette Brashears & Graham Shelton Office		Project:	SNYGEN	
Matrix:	Soil	Laboratory ID:	BF41416-BLK1	File ID:	V524565B.D
Prepared:	06/30/14 08:00	Preparation:	EPA 5035A	Initial/Final:	5 g / 5 ml
Analyzed:	06/30/14 11:09	Instrument:	VOA No. 5		
Batch:	BF41416	Sequence:		Calibration:	

CAS NO.	COMPOUND	CONC. (ug/kg wet)	Q
67-66-3	Chloroform	5.0	U
74-87-3	Chloromethane	5.0	U
156-59-2	cis-1,2-Dichloroethylene	5.0	U
10061-01-5	cis-1,3-Dichloropropylene	5.0	U
124-48-1	Dibromochloromethane	5.0	U
74-95-3	Dibromomethane	5.0	U
75-71-8	Dichlorodifluoromethane	5.0	U
87-68-3	Hexachlorobutadiene	5.0	U
75-09-2	Methylene chloride	10	U
127-18-4	Tetrachloroethylene	5.0	U
156-60-5	trans-1,2-Dichloroethylene	5.0	U
10061-02-6	trans-1,3-Dichloropropylene	5.0	U
79-01-6	Trichloroethylene	5.0	U
75-69-4	Trichlorofluoromethane	5.0	U
75-01-4	Vinyl Chloride	5.0	U

SYSTEM MONITORING COMPOUND	ADDED (ug/L)	CONC (ug/L)	% REC	QC LIMITS	Q
1,2-Dichloroethane-d4	50.0	56.2	112	67 - 130	
p-Bromofluorobenzene	50.0	47.2	94.4	75 - 127	
Toluene-d8	50.0	55.8	112	90 - 112	

Quantitation Report (QT Reviewed)

Data File : G:\MSVOA5 V5\DAILYDAT\V5063014\V524565B.D Vial: 5
Acq On : 30 Jun 2014 11:09 am Operator: SS
Sample : BF41416-BLK1 Inst : VOA No. 5
Misc : QBV5063014A Multiplr: 1.00
MS Integration Params: RTEINT1.P
Quant Time: Jun 30 11:33 2014 Quant Results File: V5C00094.RES

Quant Method : C:\HPCHEM\1\METHODS\V5C00094.M (RTE Integrator)
Title : VOCs BY GC/MS EPA SW846-8260
Last Update : Thu Jun 19 11:53:10 2014
Response via : Initial Calibration
DataAcq Meth : V5C0001A

Internal Standards	R.T.	QIon	Response	Conc Units	Dev(Min)
1) FLUOROBENZENE(ISTD)	5.90	70	166491	50.00 ppb	-0.01
36) CHLOROBENZENE-d5(ISTD)	8.93	117	526493	50.00 ppb	-0.01
62) 1,2-DICHLOROBENZENE-d4(IST	11.91	152	336278	50.00 ppb	-0.01
System Monitoring Compounds					
32) d4-1,2-Dichloroethane(SURR	5.62	65	185855	56.20 ppb	-0.01
Spiked Amount 50.000	Range 64 - 122		Recovery = 112.40%		
47) Toluene-d8(SURR)	7.42	98	711601	55.85 ppb	0.00
Spiked Amount 50.000	Range 83 - 114		Recovery = 111.70%		
64) p-Bromofluorobenzene(SURR)	10.19	174	331435	47.20 ppb	-0.01
Spiked Amount 50.000	Range 71 - 126		Recovery = 94.40%		

Target Compounds					Qvalue
17) Methylene Chloride	3.62	49	5811	0.95 ppb	# 82
20) Acetone	3.23	43	8209	7.72 ppb	# 100

(#) = qualifier out of range (m) = manual integration

Quantitation Report

Data File : G:\MSVOA5 V5\DAILYDAT\V5063014\V524565B.D Vial: 5
Acq On : 30 Jun 2014 11:09 am Operator: SS
Sample : BF41416-BLK1 Inst : VOA No. 5
Misc : QBV5063014A Multiplr: 1.00
MS Integration Params: RTEINT1.P
Quant Time: Jun 30 11:33 2014 Quant Results File: V5C00094.RES

Method : C:\HPCHEM\1\METHODS\V5C00094.M (RTE Integrator)
Title : VOCs BY GC/MS EPA SW846-8260
Last Update : Thu Jun 19 11:53:10 2014
Response via : Initial Calibration



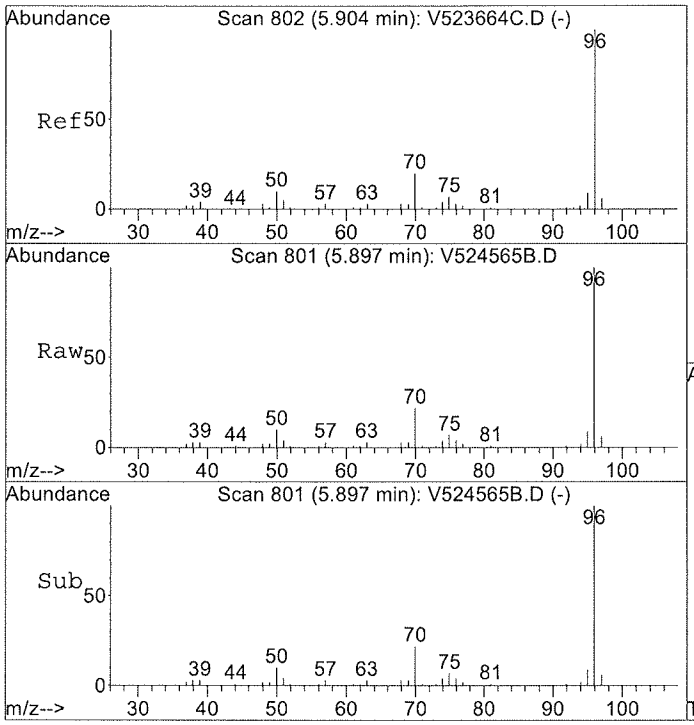

#1
FLUOROBENZENE(ISTD)
Concen: 50.00 ppb
RT: 5.90 min Scan# 801
Delta R.T. -0.01 min
Lab File: V524565B.D
Acq: 30 Jun 2014 11:09 am

Tgt Ion: 70 Resp: 166491

Ion	Ratio	Lower	Upper
70	100		
96	478.5	0.0	0.0#
70	100.0	80.0	120.0
50	46.9	34.6	51.8

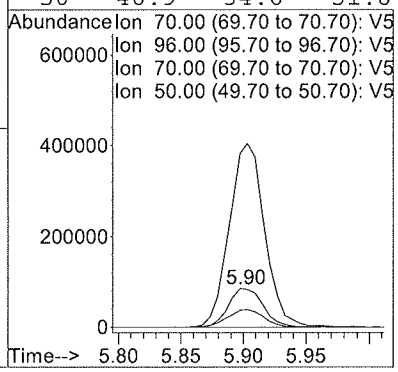

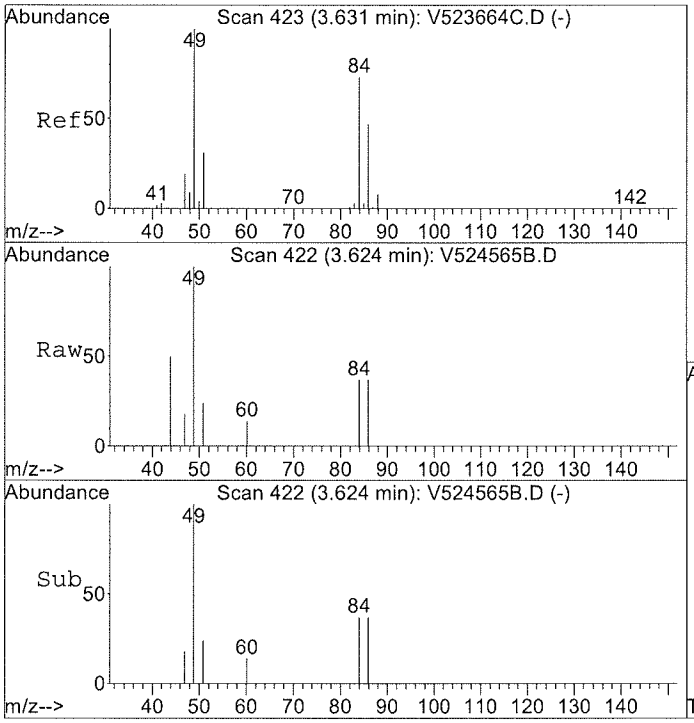

#17
Methylene Chloride
Concen: 0.95 ppb
RT: 3.62 min Scan# 422
Delta R.T. -0.02 min
Lab File: V524565B.D
Acq: 30 Jun 2014 11:09 am

Tgt Ion: 49 Resp: 5811

Ion	Ratio	Lower	Upper
49	100		
49	100.0	80.0	120.0
84	69.1	76.6	115.0#
86	36.4	50.4	75.6#

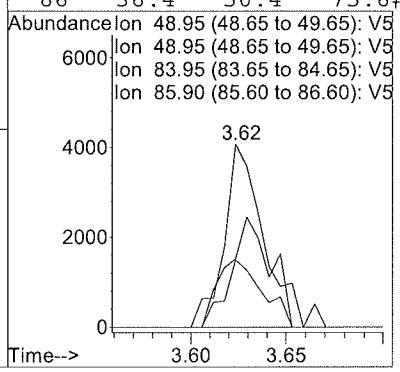

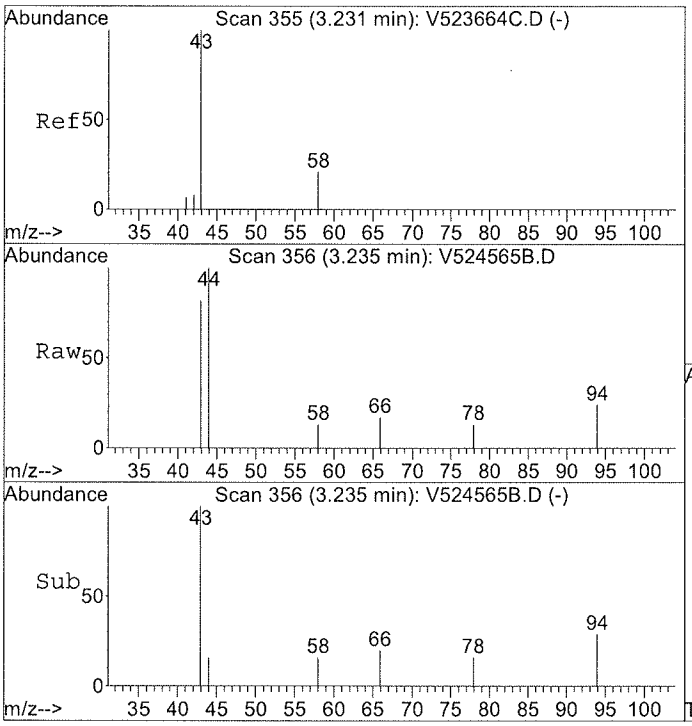

#20
Acetone
Concen: 7.72 ppb
RT: 3.23 min Scan# 356
Delta R.T. 0.00 min
Lab File: V524565B.D
Acq: 30 Jun 2014 11:09 am

Tgt Ion: 43 Resp: 8209

Ion	Ratio	Lower	Upper
43	100		
43	100.0	80.0	120.0
58	0.0	0.0	0.0

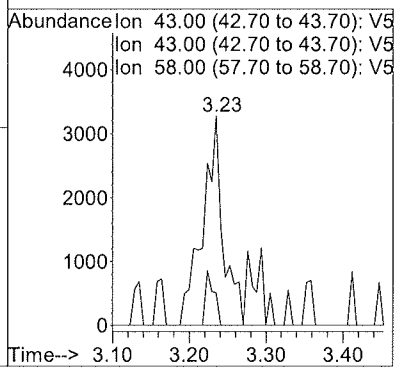

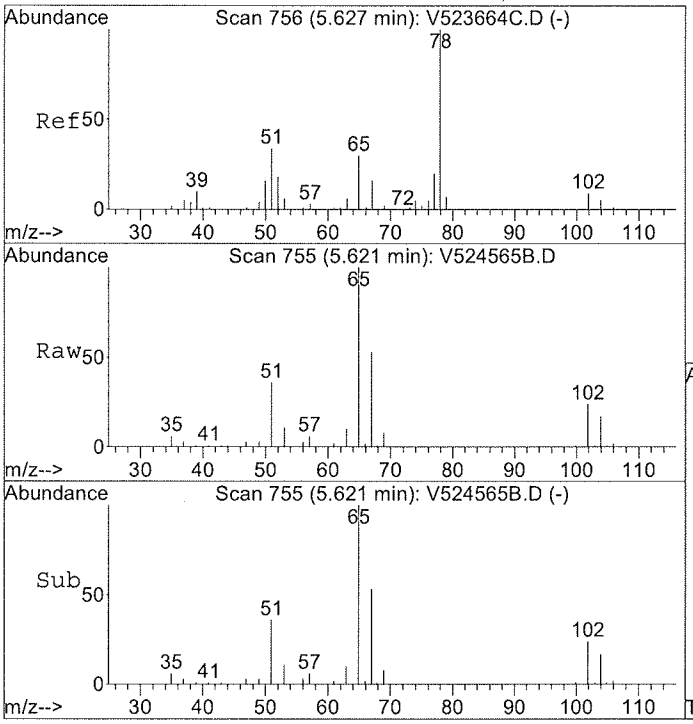

#32
d4-1,2-Dichloroethane(SURR)
Concen: N.D. ppb
RT: 5.62 min Scan# 755
Delta R.T. -0.01 min
Lab File: V524565B.D
Acq: 30 Jun 2014 11:09 am

Tgt Ion: 65 Resp: 185855

Ion	Ratio	Lower	Upper
65	100		
65	100.0	80.0	120.0
102	25.5	21.9	32.9

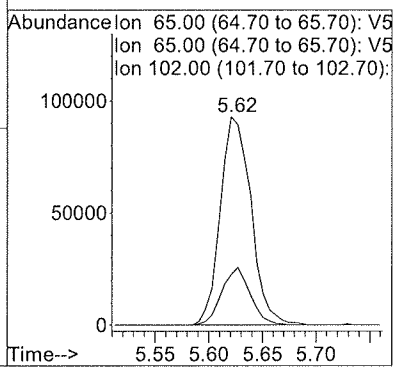

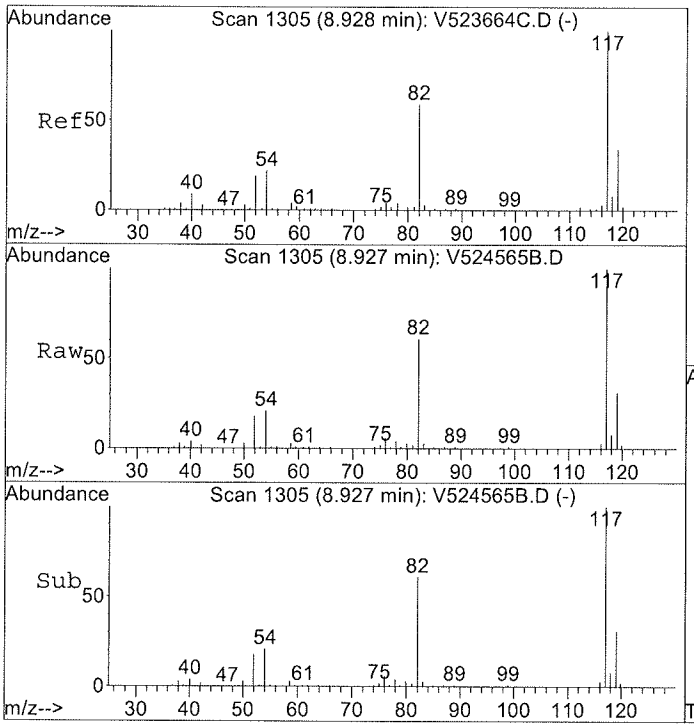

#36
CHLOROBENZENE-d5(ISTD)
Concen: 50.00 ppb
RT: 8.93 min Scan# 1305
Delta R.T. -0.01 min
Lab File: V524565B.D
Acq: 30 Jun 2014 11:09 am

Tgt Ion:117 Resp: 526493

Ion	Ratio	Lower	Upper
117	100		
117	100.0	80.0	120.0
82	0.0	0.0	0.0
119	31.6	26.1	39.1

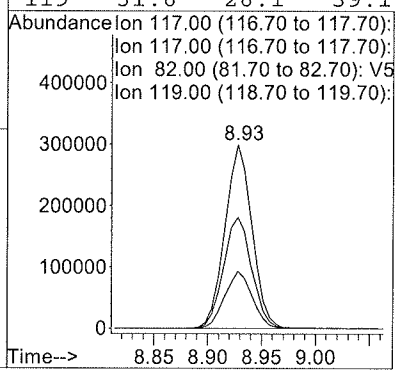

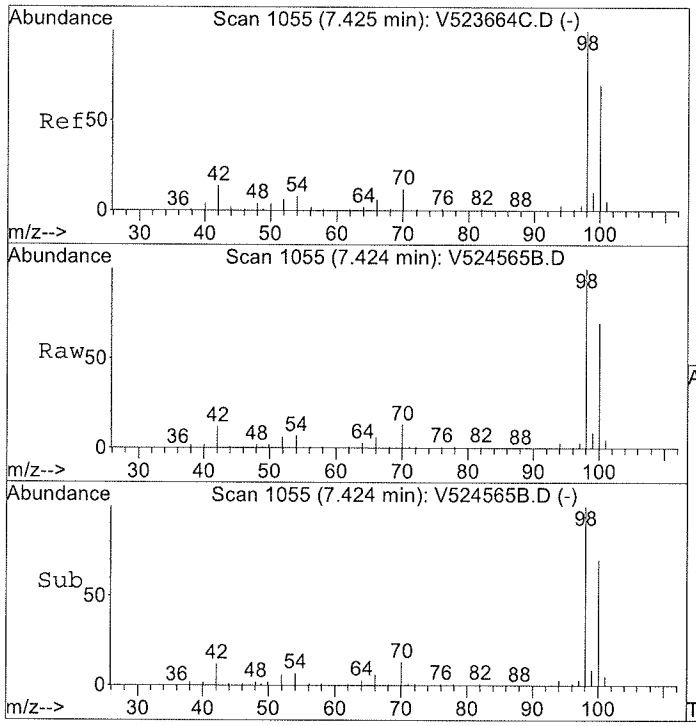

#47
Toluene-d8(SURR)
Concen: Below ppb
RT: 7.42 min Scan# 1055
Delta R.T. -0.01 min
Lab File: V524565B.D
Acq: 30 Jun 2014 11:09 am

Tgt Ion: 98 Resp: 711601

Ion	Ratio	Lower	Upper
98	100		
98	100.0	80.0	120.0
100	70.7	0.0	0.0#
70	0.0	5.7	17.1#

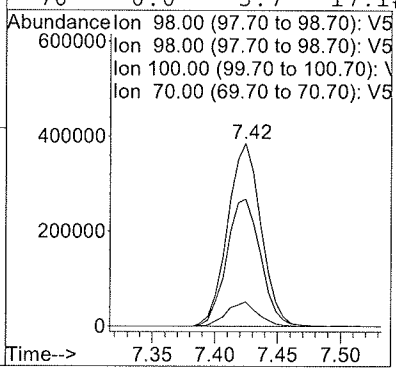

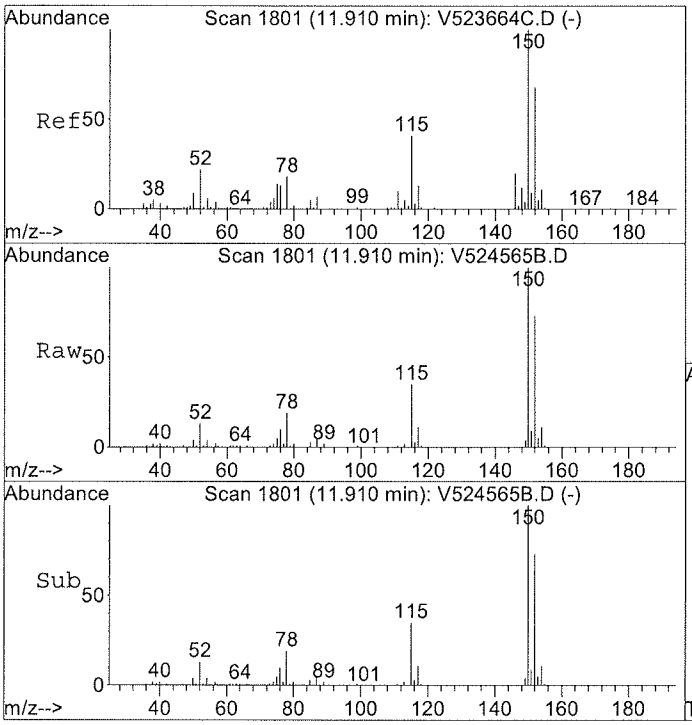

#62
1,2-DICHLOROBENZENE-d4(ISTD)
Concen: 50.00 ppb
RT: 11.91 min Scan# 1801
Delta R.T. -0.01 min
Lab File: V524565B.D
Acq: 30 Jun 2014 11:09 am

Tgt Ion:152 Resp: 336278

Ion	Ratio	Lower	Upper
152	100		
152	100.0	80.0	120.0
152	100.0	80.0	120.0
115	49.7	39.7	59.5

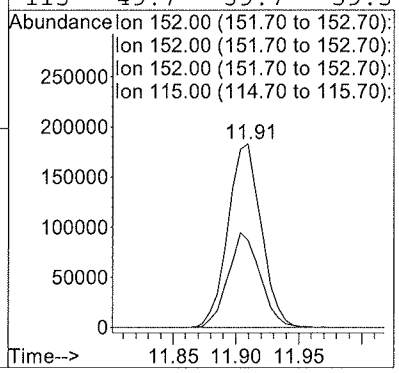

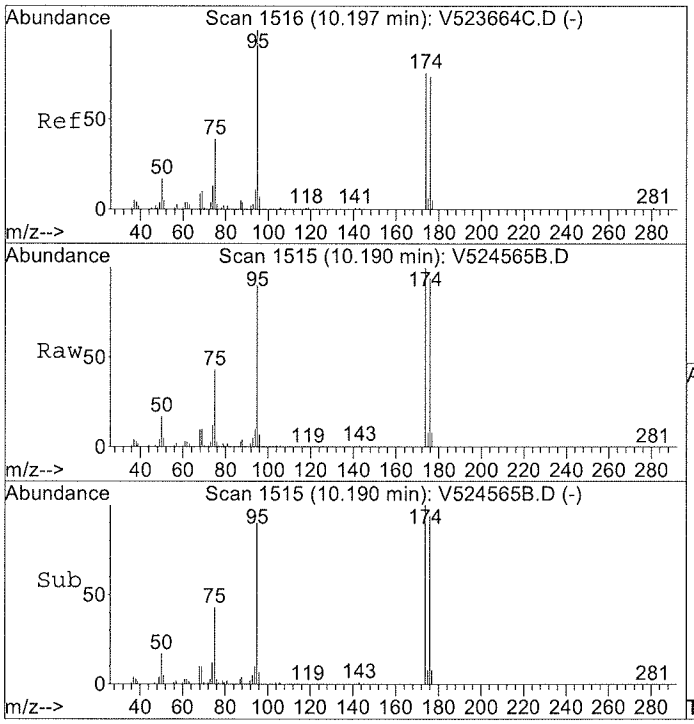

#64
p-Bromofluorobenzene(SURR)
Concen: N.D. ppb
RT: 10.19 min Scan# 1515
Delta R.T. -0.01 min
Lab File: V524565B.D
Acq: 30 Jun 2014 11:09 am

Tgt Ion:174 Resp: 331435

Ion	Ratio	Lower	Upper
174	100		
176	98.6	80.0	120.0

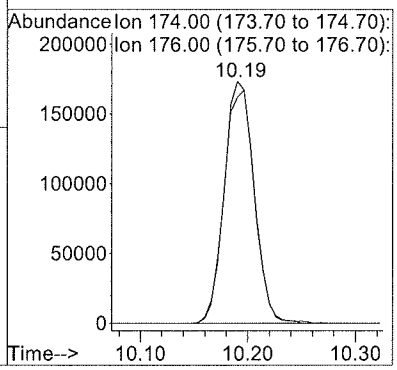

FORM III

LCS / LCS DUPLICATE RECOVERY

EPA 8260C

Laboratory:	York Analytical Laboratories, Inc.	SDG:	14F0899
Client:	Leggette Brashears & Graham Shelton Office	Project:	SNYGEN
Matrix:	Soil		
Batch:	BF41237	Laboratory ID:	BF41237-BS1
Preparation:	EPA 5035A	Initial/Final:	5 g / 5 ml

COMPOUND	SPIKE ADDED (ug/L)	LCS CONCENTRATION (ug/L)	LCS % REC. #	QC LIMITS REC.
1,1,1,2-Tetrachloroethane	50.0	54	108	72 - 126
1,1,1-Trichloroethane	50.0	46	92.2	74 - 126
1,1,2,2-Tetrachloroethane	50.0	59	117	72 - 133
1,1,2-Trichloro-1,2,2-trifluoroethane (Freon 113)	50.0	46	91.9	47 - 160
1,1,2-Trichloroethane	50.0	56	113	81 - 124
1,1-Dichloroethane	50.0	45	90.2	80 - 125
1,1-Dichloroethylene	50.0	42	84.0	62 - 136
1,1-Dichloropropylene	50.0	47	93.3	81 - 121
1,2,3-Trichlorobenzene	50.0	55	109	63 - 154
1,2,3-Trichloropropane	50.0	58	116	70 - 126
1,2,4-Trichlorobenzene	50.0	53	106	61 - 158
1,2-Dibromo-3-chloropropane	50.0	60	121	48 - 152
1,2-Dibromoethane	50.0	55	109	81 - 123
1,2-Dichlorobenzene	50.0	56	113	81 - 117
1,2-Dichloroethane	50.0	47	93.1	67 - 129
1,2-Dichloropropane	50.0	53	106	74 - 127
1,3-Dichlorobenzene	50.0	54	108	84 - 117
1,3-Dichloropropane	50.0	54	108	77 - 125
1,4-Dichlorobenzene	50.0	53	106	85 - 118
2,2-Dichloropropane	50.0	46	91.2	69 - 129
2-Chlorotoluene	50.0	57	115	75 - 123
4-Chlorotoluene	50.0	50	99.0	76 - 121
Bromobenzene	50.0	54	108	70 - 130
Bromochloromethane	50.0	41	81.6	73 - 128
Bromodichloromethane	50.0	54	108	74 - 126
Bromoform	50.0	61	122	63 - 137
Bromomethane	50.0	34	67.0	24 - 144
Carbon tetrachloride	50.0	47	94.0	68 - 132
Chlorobenzene	50.0	54	107	87 - 115
Chloroethane	50.0	44	88.9	39 - 146

FORM III

LCS / LCS DUPLICATE RECOVERY

EPA 8260C

Laboratory:	York Analytical Laboratories, Inc.	SDG:	14F0899
Client:	Leggette Brashears & Graham Shelton Office	Project:	SNYGEN
Matrix:	Soil		
Batch:	BF41237	Laboratory ID:	BF41237-BS1
Preparation:	EPA 5035A	Initial/Final:	5 g / 5 ml

COMPOUND	SPIKE ADDED (ug/L)	LCS CONCENTRATION (ug/L)	LCS % REC. #	QC LIMITS REC.
Chloroform	50.0	46	91.3	84 - 120
Chloromethane	50.0	45	89.1	35 - 153
cis-1,2-Dichloroethylene	50.0	45	89.2	86 - 121
cis-1,3-Dichloropropylene	50.0	53	107	78 - 122
Dibromochloromethane	50.0	58	116	41 - 149
Dibromomethane	50.0	51	103	82 - 118
Dichlorodifluoromethane	50.0	45	90.4	52 - 143
Hexachlorobutadiene	50.0	52	104	70 - 133
Methylene chloride	50.0	42	84.1	48 - 143
Tetrachloroethylene	50.0	51	102	76 - 129
trans-1,2-Dichloroethylene	50.0	44	88.0	66 - 136
trans-1,3-Dichloropropylene	50.0	55	109	71 - 128
Trichloroethylene	50.0	52	105	83 - 118
Trichlorofluoromethane	50.0	46	91.6	54 - 141
Vinyl Chloride	50.0	43	85.3	38 - 147

Column to be used to flag recovery and RPD values with an asterisk

* Values outside of QC limits

FORM III

LCS / LCS DUPLICATE RECOVERY

EPA 8260C

Laboratory:	York Analytical Laboratories, Inc.	SDG:	14F0899
Client:	Leggette Brashears & Graham Shelton Office	Project:	SNYGEN
Matrix:	Soil		
Batch:	BF41237	Laboratory ID:	BF41237-BSD1
Preparation:	EPA 5035A	Initial/Final:	5 g / 5 ml

COMPOUND	SPIKE ADDED (ug/L)	LCSD CONCENTRATION (ug/L)	LCSD % REC. #	% RPD #	QC LIMITS RPD	QC LIMITS REC.
1,1,1,2-Tetrachloroethane	50.0	51	101	6.52	30	72 - 126
1,1,1-Trichloroethane	50.0	44	88.5	4.10	30	74 - 126
1,1,2,2-Tetrachloroethane	50.0	52	105	11.3	30	72 - 133
1,1,2-Trichloro-1,2,2-trifluoroethane (	50.0	49	98.1	6.55	30	47 - 160
1,1,2-Trichloroethane	50.0	51	102	9.75	30	81 - 124
1,1-Dichloroethane	50.0	45	90.1	0.0665	30	80 - 125
1,1-Dichloroethylene	50.0	45	90.4	7.29	30	62 - 136
1,1-Dichloropropylene	50.0	44	87.2	6.76	30	81 - 121
1,2,3-Trichlorobenzene	50.0	53	106	2.75	30	63 - 154
1,2,3-Trichloropropane	50.0	51	102	12.1	30	70 - 126
1,2,4-Trichlorobenzene	50.0	52	104	2.29	30	61 - 158
1,2-Dibromo-3-chloropropane	50.0	53	106	12.7	30	48 - 152
1,2-Dibromoethane	50.0	54	107	1.83	30	81 - 123
1,2-Dichlorobenzene	50.0	54	108	4.19	30	81 - 117
1,2-Dichloroethane	50.0	45	89.8	3.61	30	67 - 129
1,2-Dichloropropane	50.0	51	101	4.31	30	74 - 127
1,3-Dichlorobenzene	50.0	54	107	0.985	30	84 - 117
1,3-Dichloropropane	50.0	51	102	5.67	30	77 - 125
1,4-Dichlorobenzene	50.0	54	107	1.77	30	85 - 118
2,2-Dichloropropane	50.0	44	87.7	3.87	30	69 - 129
2-Chlorotoluene	50.0	57	114	0.982	30	75 - 123
4-Chlorotoluene	50.0	48	96.7	2.31	30	76 - 121
Bromobenzene	50.0	53	107	1.34	30	70 - 130
Bromochloromethane	50.0	38	76.7	6.22	30	73 - 128
Bromodichloromethane	50.0	51	103	5.11	30	74 - 126
Bromoform	50.0	56	112	8.01	30	63 - 137
Bromomethane	50.0	36	72.7	8.22	30	24 - 144
Carbon tetrachloride	50.0	46	91.9	2.28	30	68 - 132
Chlorobenzene	50.0	52	104	2.69	30	87 - 115
Chloroethane	50.0	47	93.8	5.37	30	39 - 146

FORM III

LCS / LCS DUPLICATE RECOVERY

EPA 8260C

Laboratory:	York Analytical Laboratories, Inc.	SDG:	14F0899
Client:	Leggette Brashears & Graham Shelton Office	Project:	SNYGEN
Matrix:	Soil		
Batch:	BF41237	Laboratory ID:	BF41237-BSD1
Preparation:	EPA 5035A	Initial/Final:	5 g / 5 ml

COMPOUND	SPIKE ADDED (ug/L)	LCSD CONCENTRATION (ug/L)	LCSD % REC. #	% RPD #	QC LIMITS RPD	QC LIMITS REC.
Chloroform	50.0	44	89.0	2.53	30	84 - 120
Chloromethane	50.0	43	86.9	2.48	30	35 - 153
cis-1,2-Dichloroethylene	50.0	45	89.3	0.112	30	86 - 121
cis-1,3-Dichloropropylene	50.0	53	105	1.45	30	78 - 122
Dibromochloromethane	50.0	54	108	6.78	30	41 - 149
Dibromomethane	50.0	48	96.3	6.49	30	82 - 118
Dichlorodifluoromethane	50.0	43	85.5	5.57	30	52 - 143
Hexachlorobutadiene	50.0	54	108	4.01	30	70 - 133
Methylene chloride	50.0	45	90.3	7.18	30	48 - 143
Tetrachloroethylene	50.0	51	102	0.843	30	76 - 129
trans-1,2-Dichloroethylene	50.0	43	85.3	3.14	30	66 - 136
trans-1,3-Dichloropropylene	50.0	54	107	1.48	30	71 - 128
Trichloroethylene	50.0	51	103	1.91	30	83 - 118
Trichlorofluoromethane	50.0	48	95.7	4.34	30	54 - 141
Vinyl Chloride	50.0	45	90.8	6.22	30	38 - 147

Column to be used to flag recovery and RPD values with an asterisk

* Values outside of QC limits

FORM III

LCS / LCS DUPLICATE RECOVERY

EPA 8260C

Laboratory:	York Analytical Laboratories, Inc.	SDG:	14F0899
Client:	Leggette Brashears & Graham Shelton Office	Project:	SNYGEN
Matrix:	Soil		
Batch:	BF41416	Laboratory ID:	BF41416-BS1
Preparation:	EPA 5035A	Initial/Final:	5 g / 5 ml

COMPOUND	SPIKE ADDED (ug/L)	LCS CONCENTRATION (ug/L)	LCS % REC. #	QC LIMITS REC.
1,1,1,2-Tetrachloroethane	50.0	51	103	72 - 126
1,1,1-Trichloroethane	50.0	44	88.4	74 - 126
1,1,2,2-Tetrachloroethane	50.0	51	102	72 - 133
1,1,2-Trichloro-1,2,2-trifluoroethane (Freon 113)	50.0	45	89.3	47 - 160
1,1,2-Trichloroethane	50.0	50	101	81 - 124
1,1-Dichloroethane	50.0	42	83.8	80 - 125
1,1-Dichloroethylene	50.0	45	90.2	62 - 136
1,1-Dichloropropylene	50.0	43	86.7	81 - 121
1,2,3-Trichlorobenzene	50.0	52	104	63 - 154
1,2,3-Trichloropropane	50.0	52	104	70 - 126
1,2,4-Trichlorobenzene	50.0	52	103	61 - 158
1,2-Dibromo-3-chloropropane	50.0	52	104	48 - 152
1,2-Dibromoethane	50.0	52	104	81 - 123
1,2-Dichlorobenzene	50.0	51	101	81 - 117
1,2-Dichloroethane	50.0	43	86.7	67 - 129
1,2-Dichloropropane	50.0	49	97.4	74 - 127
1,3-Dichlorobenzene	50.0	50	101	84 - 117
1,3-Dichloropropane	50.0	50	101	77 - 125
1,4-Dichlorobenzene	50.0	50	100	85 - 118
2,2-Dichloropropane	50.0	45	90.8	69 - 129
2-Chlorotoluene	50.0	49	98.2	75 - 123
4-Chlorotoluene	50.0	50	99.2	76 - 121
Bromobenzene	50.0	50	99.0	70 - 130
Bromochloromethane	50.0	38	76.1	73 - 128
Bromodichloromethane	50.0	50	99.8	74 - 126
Bromoform	50.0	55	110	63 - 137
Bromomethane	50.0	42	84.9	24 - 144
Carbon tetrachloride	50.0	46	92.3	68 - 132
Chlorobenzene	50.0	48	96.3	87 - 115
Chloroethane	50.0	43	86.6	39 - 146

FORM III

LCS / LCS DUPLICATE RECOVERY

EPA 8260C

Laboratory:	York Analytical Laboratories, Inc.	SDG:	14F0899
Client:	Leggette Brashears & Graham Shelton Office	Project:	SNYGEN
Matrix:	Soil		
Batch:	BF41416	Laboratory ID:	BF41416-BS1
Preparation:	EPA 5035A	Initial/Final:	5 g / 5 ml

COMPOUND	SPIKE ADDED (ug/L)	LCS CONCENTRATION (ug/L)	LCS % REC. #	QC LIMITS REC.
Chloroform	50.0	43	86.6	84 - 120
Chloromethane	50.0	38	75.6	35 - 153
cis-1,2-Dichloroethylene	50.0	44	87.7	86 - 121
cis-1,3-Dichloropropylene	50.0	50	100	78 - 122
Dibromochloromethane	50.0	52	105	41 - 149
Dibromomethane	50.0	46	91.1	82 - 118
Dichlorodifluoromethane	50.0	33	65.2	52 - 143
Hexachlorobutadiene	50.0	51	103	70 - 133
Methylene chloride	50.0	41	81.9	48 - 143
Tetrachloroethylene	50.0	51	101	76 - 129
trans-1,2-Dichloroethylene	50.0	42	83.8	66 - 136
trans-1,3-Dichloropropylene	50.0	52	104	71 - 128
Trichloroethylene	50.0	48	96.2	83 - 118
Trichlorofluoromethane	50.0	46	91.3	54 - 141
Vinyl Chloride	50.0	39	77.5	38 - 147

Column to be used to flag recovery and RPD values with an asterisk

* Values outside of QC limits

FORM III

LCS / LCS DUPLICATE RECOVERY

EPA 8260C

Laboratory:	York Analytical Laboratories, Inc.	SDG:	14F0899
Client:	Leggette Brashears & Graham Shelton Office	Project:	SNYGEN
Matrix:	Soil		
Batch:	BF41416	Laboratory ID:	BF41416-BSD1
Preparation:	EPA 5035A	Initial/Final:	5 g / 5 ml

COMPOUND	SPIKE ADDED (ug/L)	LCSD CONCENTRATION (ug/L)	LCSD % REC. #	% RPD #	QC LIMITS RPD	QC LIMITS REC.
1,1,1,2-Tetrachloroethane	50.0	56	112	8.84	30	72 - 126
1,1,1-Trichloroethane	50.0	48	96.2	8.43	30	74 - 126
1,1,2,2-Tetrachloroethane	50.0	54	108	6.26	30	72 - 133
1,1,2-Trichloro-1,2,2-trifluoroethane	50.0	49	98.0	9.31	30	47 - 160
1,1,2-Trichloroethane	50.0	52	105	4.07	30	81 - 124
1,1-Dichloroethane	50.0	48	95.9	13.4	30	80 - 125
1,1-Dichloroethylene	50.0	47	94.8	4.99	30	62 - 136
1,1-Dichloropropylene	50.0	48	96.7	10.8	30	81 - 121
1,2,3-Trichlorobenzene	50.0	58	115	10.7	30	63 - 154
1,2,3-Trichloropropane	50.0	52	103	1.02	30	70 - 126
1,2,4-Trichlorobenzene	50.0	55	111	7.22	30	61 - 158
1,2-Dibromo-3-chloropropane	50.0	55	110	4.79	30	48 - 152
1,2-Dibromoethane	50.0	53	106	2.30	30	81 - 123
1,2-Dichlorobenzene	50.0	56	113	10.8	30	81 - 117
1,2-Dichloroethane	50.0	48	96.6	10.8	30	67 - 129
1,2-Dichloropropane	50.0	52	105	7.09	30	74 - 127
1,3-Dichlorobenzene	50.0	56	112	10.9	30	84 - 117
1,3-Dichloropropane	50.0	53	106	4.94	30	77 - 125
1,4-Dichlorobenzene	50.0	54	109	7.97	30	85 - 118
2,2-Dichloropropane	50.0	49	98.5	8.07	30	69 - 129
2-Chlorotoluene	50.0	54	109	10.2	30	75 - 123
4-Chlorotoluene	50.0	54	108	8.81	30	76 - 121
Bromobenzene	50.0	53	106	6.54	30	70 - 130
Bromochloromethane	50.0	41	82.3	7.78	30	73 - 128
Bromodichloromethane	50.0	54	108	8.18	30	74 - 126
Bromoform	50.0	60	119	8.04	30	63 - 137
Bromomethane	50.0	46	92.6	8.68	30	24 - 144
Carbon tetrachloride	50.0	52	104	12.4	30	68 - 132
Chlorobenzene	50.0	54	107	10.6	30	87 - 115
Chloroethane	50.0	48	96.1	10.4	30	39 - 146

FORM III

LCS / LCS DUPLICATE RECOVERY

EPA 8260C

Laboratory:	York Analytical Laboratories, Inc.	SDG:	14F0899
Client:	Leggette Brashears & Graham Shelton Office	Project:	SNYGEN
Matrix:	Soil		
Batch:	BF41416	Laboratory ID:	BF41416-BSD1
Preparation:	EPA 5035A	Initial/Final:	5 g / 5 ml

COMPOUND	SPIKE ADDED (ug/L)	LCSD CONCENTRATION (ug/L)	LCSD % REC. #	% RPD #	QC LIMITS RPD	QC LIMITS REC.
Chloroform	50.0	48	96.0	10.2	30	84 - 120
Chloromethane	50.0	40	80.5	6.30	30	35 - 153
cis-1,2-Dichloroethylene	50.0	49	98.8	11.9	30	86 - 121
cis-1,3-Dichloropropylene	50.0	53	107	6.04	30	78 - 122
Dibromochloromethane	50.0	58	115	9.42	30	41 - 149
Dibromomethane	50.0	51	102	11.5	30	82 - 118
Dichlorodifluoromethane	50.0	40	79.9	20.2	30	52 - 143
Hexachlorobutadiene	50.0	57	113	9.68	30	70 - 133
Methylene chloride	50.0	37	74.8	9.09	30	48 - 143
Tetrachloroethylene	50.0	52	105	3.61	30	76 - 129
trans-1,2-Dichloroethylene	50.0	47	93.1	10.5	30	66 - 136
trans-1,3-Dichloropropylene	50.0	54	108	3.70	30	71 - 128
Trichloroethylene	50.0	52	104	8.02	30	83 - 118
Trichlorofluoromethane	50.0	49	98.0	7.06	30	54 - 141
Vinyl Chloride	50.0	38	76.3	1.61	30	38 - 147

Column to be used to flag recovery and RPD values with an asterisk

* Values outside of QC limits

Quantitation Report (QT Reviewed)

Data File : G:\MSVOA5 V5\DAILYDAT\V5062514\V524490L.D Vial: 4
Acq On : 25 Jun 2014 1:30 pm Operator: SS
Sample : BF41237-BS1 Inst : VOA No. 5
Misc : QBV5062514A Multiplr: 1.00
MS Integration Params: RTEINT1.P
Quant Time: Jun 26 14:43 2014 Quant Results File: V5C00094.RES

Quant Method : C:\HPCHEM\1\METHODS\V5C00094.M (RTE Integrator)
Title : VOCs BY GC/MS EPA SW846-8260
Last Update : Thu Jun 19 11:53:10 2014
Response via : Initial Calibration
DataAcq Meth : V5C0001A

Internal Standards	R.T.	QIon	Response	Conc	Units		Dev(Min)
1) FLUOROBENZENE(ISTD)	5.91	70	171985	50.00	ppb		0.00
36) CHLOROBENZENE-d5(ISTD)	8.93	117	586822	50.00	ppb		0.00
62) 1,2-DICHLOROBENZENE-d4(IST	11.92	152	325571	50.00	ppb		0.00
System Monitoring Compounds							
32) d4-1,2-Dichloroethane(SURR	5.63	65	173144	50.68	ppb		0.00
Spiked Amount 50.000 Range 64 - 122 Recovery = 101.36%							
47) Toluene-d8(SURR)	7.43	98	768040	54.09	ppb		0.00
Spiked Amount 50.000 Range 83 - 114 Recovery = 108.18%							
64) p-Bromofluorobenzene(SURR)	10.20	174	330210	48.57	ppb		0.00
Spiked Amount 50.000 Range 71 - 126 Recovery = 97.14%							
Target Compounds							Qvalue
2) Dichlorodifluoromethane	1.59	85	415150	45.20	ppb		100
3) Chloromethane	1.78	50	342356	44.56	ppb		100
4) Vinyl Chloride	1.89	62	286687	42.65	ppb		100
5) Bromomethane	2.25	94	126815	33.50	ppb		99
6) Chloroethane	2.35	64	142184	44.44	ppb		100
7) Trichlorofluoromethane	2.60	101	414362	45.80	ppb		100
8) Ethyl Ether	2.89	59	123700	45.71	ppb		94
9) Freon-113	3.09	101	225861	45.96	ppb		97
10) 1,1-Dichloroethylene	3.13	61	282388	42.01	ppb		100
11) Acrolein	3.07	56	4497	52.19	ppb	#	71
12) Iodomethane	3.30	142	258772	40.50	ppb		99
13) Methyl Acetate	3.53	43	78764m	43.54	ppb		
14) tert-Butyl Alcohol (TBA)	3.78	59	20724	58.93	ppb	#	100
15) trans-1,2-Dichloroethylene	3.87	61	389623	43.99	ppb		98
16) Carbon Disulfide	3.35	76	531080	42.57	ppb		100
17) Methylene Chloride	3.63	49	264757	42.03	ppb		97
18) Acrylonitrile	3.92	53	54964	49.57	ppb	#	98
19) tert-Butyl Methyl Ether (M	3.85	73	654157	47.74	ppb	#	99
20) Acetone	3.23	43	44571	40.59	ppb	#	100
21) 1,1-Dichloroethane	4.29	63	549562	45.10	ppb		97
22) Vinyl Acetate	4.33	43	247936	47.70	ppb		100
23) cis-1,2-Dichloroethylene	4.85	96	346796	44.61	ppb	#	49
24) 2-Butanone	4.88	72	21396	46.17	ppb		90
25) 2,2-Dichloropropane	4.82	77	500011	45.58	ppb		100
26) Bromochloromethane	5.09	49	198895	40.79	ppb	#	89
27) Chloroform	5.15	83	552334	45.64	ppb		98
28) Tetrahydrofuran	5.12	71	22780	52.70	ppb	#	96
29) 1,1-Dichloropropylene	5.44	75	455881	46.66	ppb	#	85
30) 1,1,1-Trichloroethane	5.28	97	499061	46.10	ppb		99
31) Cyclohexane	5.31	56	510957	45.91	ppb		99
33) Carbon Tetrachloride	5.43	117	403236	47.01	ppb	#	58
34) 1,2-Dichloroethane	5.71	62	298025	46.54	ppb		99
35) Benzene	5.65	78	1232628	47.24	ppb		100
37) Trichloroethylene	6.25	95	351153	52.38	ppb		98
38) Methyl Cyclohexane	6.39	83	612629	52.58	ppb	#	75
39) Dibromomethane	6.64	93	163168	51.39	ppb		100
40) Methyl Methacrylate	6.56	69	164729	57.48	ppb		100
41) Bromodichloromethane	6.78	83	412925	54.17	ppb	#	98
42) 1,2-Dichloropropane	6.49	63	285141	52.91	ppb		100
43) 1,4-Dioxane	6.64	88	26230	1155.14	ppb		92
44) 2-Chloroethylvinyl ether	7.03	63	4688	22.99	ppb	#	100
45) cis-1,3-Dichloropropene	7.19	75	488493	53.32	ppb		99
46) 2-Hexanone	8.16	43	137497	56.50	ppb		100
48) Toluene	7.50	91	1284091	52.83	ppb		99
49) trans-1,3-Dichloropropene	7.76	75	412416	54.52	ppb		100

(#) = qualifier out of range (m) = manual integration

Quantitation Report (QT Reviewed)

Data File : G:\MSVOA5 V5\DAILYDAT\V5062514\V524490L.D Vial: 4
Acq On : 25 Jun 2014 1:30 pm Operator: SS
Sample : BF41237-BS1 Inst : VOA No. 5
Misc : QBV5062514A Multiplr: 1.00
MS Integration Params: RTEINT1.P
Quant Time: Jun 26 14:43 2014 Quant Results File: V5C00094.RES

Quant Method : C:\HPCHEM\1\METHODS\V5C00094.M (RTE Integrator)
Title : VOCs BY GC/MS EPA SW846-8260
Last Update : Thu Jun 19 11:53:10 2014
Response via : Initial Calibration
DataAcq Meth : V5C0001A

	Compound	R.T.	QIon	Response	Conc Unit		Qvalue
50)	1,1,2-Trichloroethane	7.95	83	199579	56.49 ppb	#	99
51)	1,3-Dichloropropane	8.12	76	406684	53.88 ppb	#	100
52)	Tetrachloroethylene	8.04	166	490788	50.79 ppb		100
53)	4-Methyl-2-Pentanone	7.32	43	199045	58.22 ppb		99
54)	Dibromochloromethane	8.37	129	275147	57.95 ppb		98
55)	1,2-Dibromoethane	8.49	107	238734	54.58 ppb		99
56)	Chlorobenzene	8.96	112	771616	53.54 ppb		100
57)	Ethyl Benzene	9.04	91	1396745	52.02 ppb		100
58)	p- & m-Xylenes	9.16	91	2032771	107.28 ppb		100
59)	o-Xylene	9.60	91	1124899	53.11 ppb		100
60)	Styrene	9.63	104	830133	55.06 ppb	#	100
61)	1,1,1,2-Tetrachloroethane	9.05	131	255050	53.99 ppb		97
63)	Bromoform	9.89	173	235514	60.93 ppb	#	100
65)	p-Ethyltoulene	10.56	105	1289422	52.80 ppb		95
66)	p-Diethylbenzene	11.82	119	726283	54.17 ppb		99
67)	1,1,2,2-Tetrachloroethane	10.39	83	280522	58.65 ppb	#	100
68)	1,2,3-Trichloropropane	10.44	110	76609	57.75 ppb		98
69)	Isopropylbenzene	9.98	105	1387803	53.46 ppb	#	95
70)	1,2-Dibromo-3-Chloropropan	12.84	75	43186	60.30 ppb	#	100
71)	Bromobenzene	10.37	77	522210	54.19 ppb		98
72)	trans-1,4-Dichloro-2-buten	10.44	75	277558m	59.48 ppb		
73)	n-Propylbenzene	10.44	91	1679712	55.92 ppb		100
74)	2-Chlorotoluene	10.56	91	1134920	57.32 ppb		99
75)	4-Chlorotoluene	10.68	91	1009995	49.50 ppb		99
76)	tert-Butylbenzene	10.98	119	962105	52.86 ppb	#	100
77)	1,3,5-trimethylbenzene	10.62	105	1109412	55.42 ppb	#	100
78)	1,2,4-trimethylbenzene	11.05	105	1054641	52.08 ppb		100
79)	sec-Butylbenzene	11.23	105	1454341	53.25 ppb	#	95
80)	1,3-Dichlorobenzene	11.40	146	660082	54.07 ppb	#	98
81)	1,4-Dichlorobenzene	11.51	146	674397	52.78 ppb	#	86
82)	1,2-Dichlorobenzene	11.93	146	600825	56.29 ppb	#	100
83)	p-Isopropyltoluene	11.39	119	1181394	53.42 ppb	#	100
84)	n-Butylbenzene	11.86	91	1389722	51.93 ppb	#	82
85)	1,2,4,5-Tetramethylbenzene	12.72	119	1080178	54.12 ppb		99
86)	1,2,4-Trichlorobenzene	13.75	180	524892	52.98 ppb	#	59
87)	Naphthalene	14.04	128	643170	57.86 ppb	#	96
88)	Hexachloro-1,3-Butadiene	13.89	225	206787	51.76 ppb	#	76
89)	1,2,3-Trichlorobenzene	14.32	182	436017	54.51 ppb	#	47

(#) = qualifier out of range (m) = manual integration

Quantitation Report

Data File : G:\MSVOA5 V5\DAILYDAT\V5062514\V524490L.D Vial: 4
Acq On : 25 Jun 2014 1:30 pm Operator: SS
Sample : BF41237-BS1 Inst : VOA No. 5
Misc : QBV5062514A Multiplr: 1.00
MS Integration Params: RTEINT1.P
Quant Time: Jun 26 14:43 2014 Quant Results File: V5C00094.RES

Method : C:\HPCHEM\1\METHODS\V5C00094.M (RTE Integrator)
Title : VOCs BY GC/MS EPA SW846-8260
Last Update : Thu Jun 19 11:53:10 2014
Response via : Initial Calibration

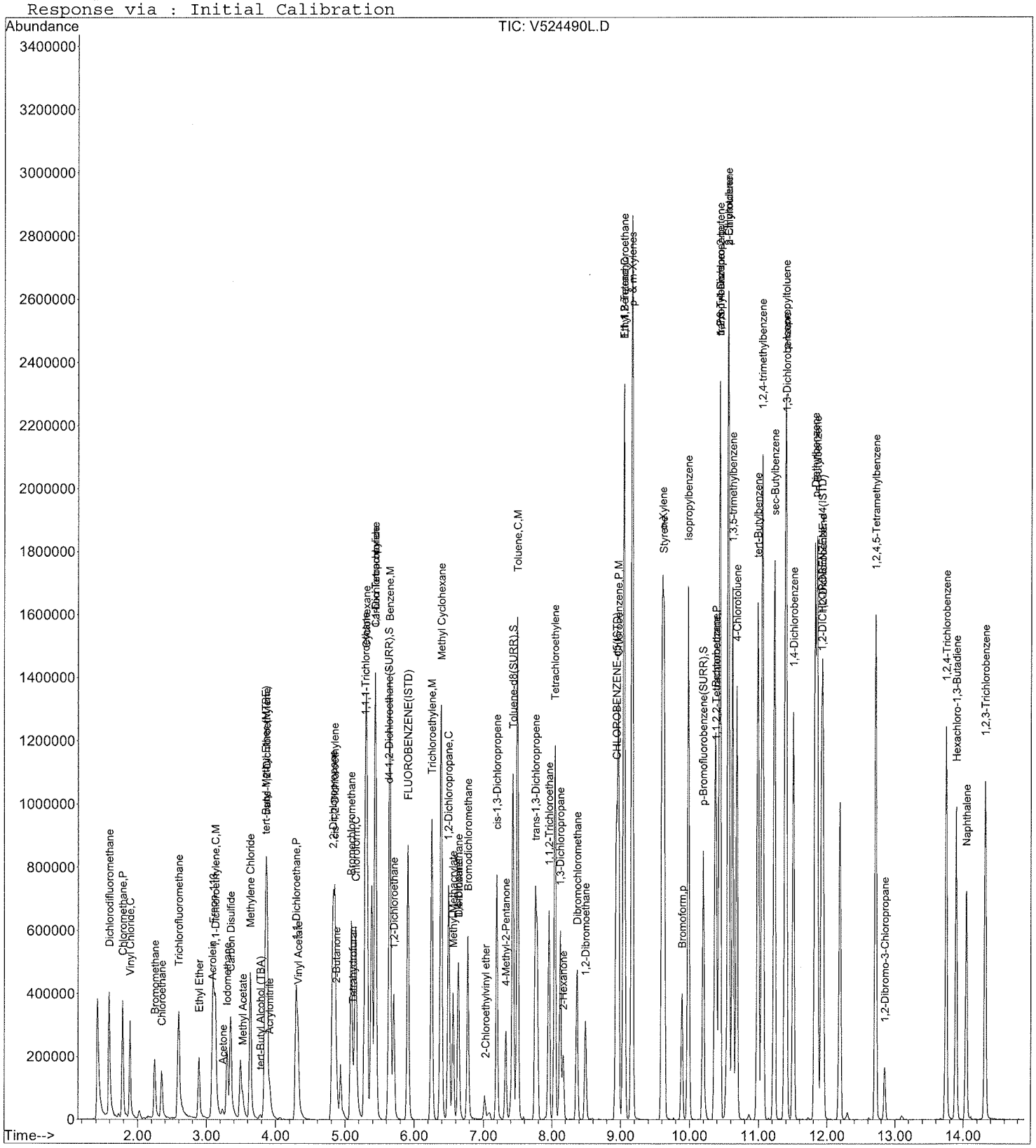

Quantitation Report (QT Reviewed)

Data File : G:\MSVOA5 V5\DAILYDAT\V5062514\V524491U.D Vial: 5
Acq On : 25 Jun 2014 2:05 pm Operator: SS
Sample : BF41237-BSD1 Inst : VOA No. 5
Misc : QBV5062514A Multiplr: 1.00
MS Integration Params: RTEINT1.P
Quant Time: Jun 26 14:43 2014 Quant Results File: V5C00094.RES

Quant Method : C:\HPCHEM\1\METHODS\V5C00094.M (RTE Integrator)
Title : VOCs BY GC/MS EPA SW846-8260
Last Update : Thu Jun 19 11:53:10 2014
Response via : Initial Calibration
DataAcq Meth : V5C0001A

Internal Standards	R.T.	QIon	Response	Conc	Units	Dev(Min)
1) FLUOROBENZENE(ISTD)	5.91	70	180937	50.00	ppb	0.00
36) CHLOROBENZENE-d5(ISTD)	8.93	117	599987	50.00	ppb	0.00
62) 1,2-DICHLOROBENZENE-d4(IST	11.92	152	327979	50.00	ppb	0.00
System Monitoring Compounds						
32) d4-1,2-Dichloroethane(SURR	5.63	65	173051	48.15	ppb	0.00
Spiked Amount 50.000 Range 64 - 122 Recovery = 96.30%						
47) Toluene-d8(SURR)	7.43	98	778544	53.62	ppb	0.00
Spiked Amount 50.000 Range 83 - 114 Recovery = 107.24%						
64) p-Bromofluorobenzene(SURR)	10.20	174	332214	48.51	ppb	0.00
Spiked Amount 50.000 Range 71 - 126 Recovery = 97.02%						

Target Compounds							Qvalue
2) Dichlorodifluoromethane	1.59	85	413075	42.75	ppb		99
3) Chloromethane	1.79	50	351354	43.47	ppb		100
4) Vinyl Chloride	1.90	62	320948	45.39	ppb		100
5) Bromomethane	2.25	94	144867	36.37	ppb		99
6) Chloroethane	2.36	64	157843	46.89	ppb		98
7) Trichlorofluoromethane	2.60	101	455203	47.83	ppb		100
8) Ethyl Ether	2.89	59	137924	48.45	ppb	#	66
9) Freon-113	3.10	101	253711	49.07	ppb		98
10) 1,1-Dichloroethylene	3.13	61	319571	45.19	ppb		99
11) Acrolein	3.08	56	5302	58.49	ppb	#	64
12) Iodomethane	3.31	142	301524	44.85	ppb		96
13) Methyl Acetate	3.53	43	91234m	47.94	ppb		
14) tert-Butyl Alcohol (TBA)	3.78	59	20845	56.34	ppb	#	100
15) trans-1,2-Dichloroethylene	3.88	61	397240	42.63	ppb		99
16) Carbon Disulfide	3.36	76	618119	47.10	ppb		100
17) Methylene Chloride	3.64	49	299263	45.16	ppb		99
18) Acrylonitrile	3.92	53	51816	44.42	ppb	#	63
19) tert-Butyl Methyl Ether (M	3.85	73	655978	45.50	ppb	#	100
20) Acetone	3.24	43	39537	34.22	ppb	#	100
21) 1,1-Dichloroethane	4.30	63	577713	45.07	ppb		98
22) Vinyl Acetate	4.32	43	244288	44.68	ppb		100
23) cis-1,2-Dichloroethylene	4.85	96	365239	44.66	ppb		100
24) 2-Butanone	4.87	72	21484	44.11	ppb		85
25) 2,2-Dichloropropane	4.82	77	506058	43.85	ppb		100
26) Bromochloromethane	5.09	49	196653	38.33	ppb	#	89
27) Chloroform	5.15	83	566479	44.50	ppb		99
28) Tetrahydrofuran	5.12	71	18995	41.77	ppb	#	87
29) 1,1-Dichloropropylene	5.44	75	448358	43.61	ppb	#	100
30) 1,1,1-Trichloroethane	5.29	97	503989	44.25	ppb		100
31) Cyclohexane	5.31	56	555599	47.46	ppb		99
33) Carbon Tetrachloride	5.44	117	414623	45.95	ppb		99
34) 1,2-Dichloroethane	5.71	62	302423	44.89	ppb		100
35) Benzene	5.65	78	1243686	45.31	ppb		100
37) Trichloroethylene	6.25	95	352246	51.39	ppb		99
38) Methyl Cyclohexane	6.39	83	615269	51.64	ppb	#	98
39) Dibromomethane	6.64	93	156333	48.16	ppb		99
40) Methyl Methacrylate	6.56	69	157067	53.61	ppb		99
41) Bromodichloromethane	6.78	83	401159	51.47	ppb	#	100
42) 1,2-Dichloropropane	6.50	63	279257	50.68	ppb	#	79
43) 1,4-Dioxane	6.63	88	23928	1030.64	ppb		90
44) 2-Chloroethylvinyl ether	7.03	63	3124	14.98	ppb	#	100
45) cis-1,3-Dichloropropene	7.19	75	492289	52.55	ppb		100
46) 2-Hexanone	8.17	43	122995	49.43	ppb		99
48) Toluene	7.50	91	1285551	51.73	ppb		99
49) trans-1,3-Dichloropropene	7.76	75	415496	53.72	ppb		99

(#) = qualifier out of range (m) = manual integration

Quantitation Report (QT Reviewed)

Data File : G:\MSVOA5 V5\DAILYDAT\V5062514\V524491U.D Vial: 5
Acq On : 25 Jun 2014 2:05 pm Operator: SS
Sample : BF41237-BSD1 Inst : VOA No. 5
Misc : QBV5062514A Multiplr: 1.00
MS Integration Params: RTEINT1.P
Quant Time: Jun 26 14:43 2014 Quant Results File: V5C00094.RES

Quant Method : C:\HPCHEM\1\METHODS\V5C00094.M (RTE Integrator)
Title : VOCs BY GC/MS EPA SW846-8260
Last Update : Thu Jun 19 11:53:10 2014
Response via : Initial Calibration
DataAcq Meth : V5C0001A

	Compound	R.T.	QIon	Response	Conc Unit		Qvalue
50)	1,1,2-Trichloroethane	7.95	83	185123	51.24 ppb	#	98
51)	1,3-Dichloropropane	8.12	76	392887	50.91 ppb	#	86
52)	Tetrachloroethylene	8.04	166	506023	51.22 ppb		100
53)	4-Methyl-2-Pentanone	7.32	43	190044	54.36 ppb		99
54)	Dibromochloromethane	8.37	129	262883	54.15 ppb		99
55)	1,2-Dibromoethane	8.49	107	239640	53.59 ppb		100
56)	Chlorobenzene	8.96	112	768033	52.12 ppb		100
57)	Ethyl Benzene	9.05	91	1368945	49.87 ppb		100
58)	p- & m-Xylenes	9.17	91	2032973	104.53 ppb		99
59)	o-Xylene	9.60	91	1115088	51.49 ppb		100
60)	Styrene	9.63	104	795497	51.60 ppb	#	100
61)	1,1,1,2-Tetrachloroethane	9.06	131	244285	50.58 ppb		97
63)	Bromoform	9.89	173	219003	56.24 ppb	#	100
65)	p-Ethyltoulene	10.56	105	1282662	52.14 ppb		94
66)	p-Diethylbenzene	11.83	119	718244	53.18 ppb		98
67)	1,1,2,2-Tetrachloroethane	10.40	83	252297	52.36 ppb	#	100
68)	1,2,3-Trichloropropane	10.44	110	68376	51.17 ppb		99
69)	Isopropylbenzene	9.99	105	1383524	52.90 ppb	#	95
70)	1,2-Dibromo-3-Chloropropan	12.85	75	38314	53.10 ppb	#	100
71)	Bromobenzene	10.37	77	519161	53.47 ppb		99
72)	trans-1,4-Dichloro-2-buten	10.44	75	257364m	54.75 ppb		
73)	n-Propylbenzene	10.44	91	1636152	53.83 ppb		100
74)	2-Chlorotoluene	10.56	91	1132090	56.76 ppb		99
75)	4-Chlorotoluene	10.68	91	994167	48.37 ppb		99
76)	tert-Butylbenzene	10.99	119	995556	54.30 ppb	#	100
77)	1,3,5-trimethylbenzene	10.63	105	1085455	53.83 ppb	#	100
78)	1,2,4-trimethylbenzene	11.05	105	1056155	51.77 ppb		100
79)	sec-Butylbenzene	11.23	105	1435275	52.16 ppb	#	95
80)	1,3-Dichlorobenzene	11.41	146	658486	53.54 ppb	#	100
81)	1,4-Dichlorobenzene	11.51	146	691501	53.72 ppb	#	86
82)	1,2-Dichlorobenzene	11.94	146	580492	53.98 ppb	#	99
83)	p-Isopropyltoluene	11.39	119	1204575	54.07 ppb	#	100
84)	n-Butylbenzene	11.86	91	1375765	51.03 ppb	#	82
85)	1,2,4,5-Tetramethylbenzene	12.72	119	1064730	52.95 ppb		98
86)	1,2,4-Trichlorobenzene	13.75	180	516804	51.78 ppb	#	92
87)	Naphthalene	14.05	128	628675	56.14 ppb	#	96
88)	Hexachloro-1,3-Butadiene	13.89	225	216880	53.88 ppb	#	77
89)	1,2,3-Trichlorobenzene	14.32	182	427340	53.03 ppb	#	47

(#) = qualifier out of range (m) = manual integration

Quantitation Report

Data File : G:\MSVOA5 V5\DAILYDAT\V5062514\V524491U.D Vial: 5
Acq On : 25 Jun 2014 2:05 pm Operator: SS
Sample : BF41237-BSD1 Inst : VOA No. 5
Misc : QBV5062514A Multiplr: 1.00
MS Integration Params: RTEINT1.P
Quant Time: Jun 26 14:43 2014 Quant Results File: V5C00094.RES

Method : C:\HPCHEM\1\METHODS\V5C00094.M (RTE Integrator)
Title : VOCs BY GC/MS EPA SW846-8260
Last Update : Thu Jun 19 11:53:10 2014
Response via : Initial Calibration

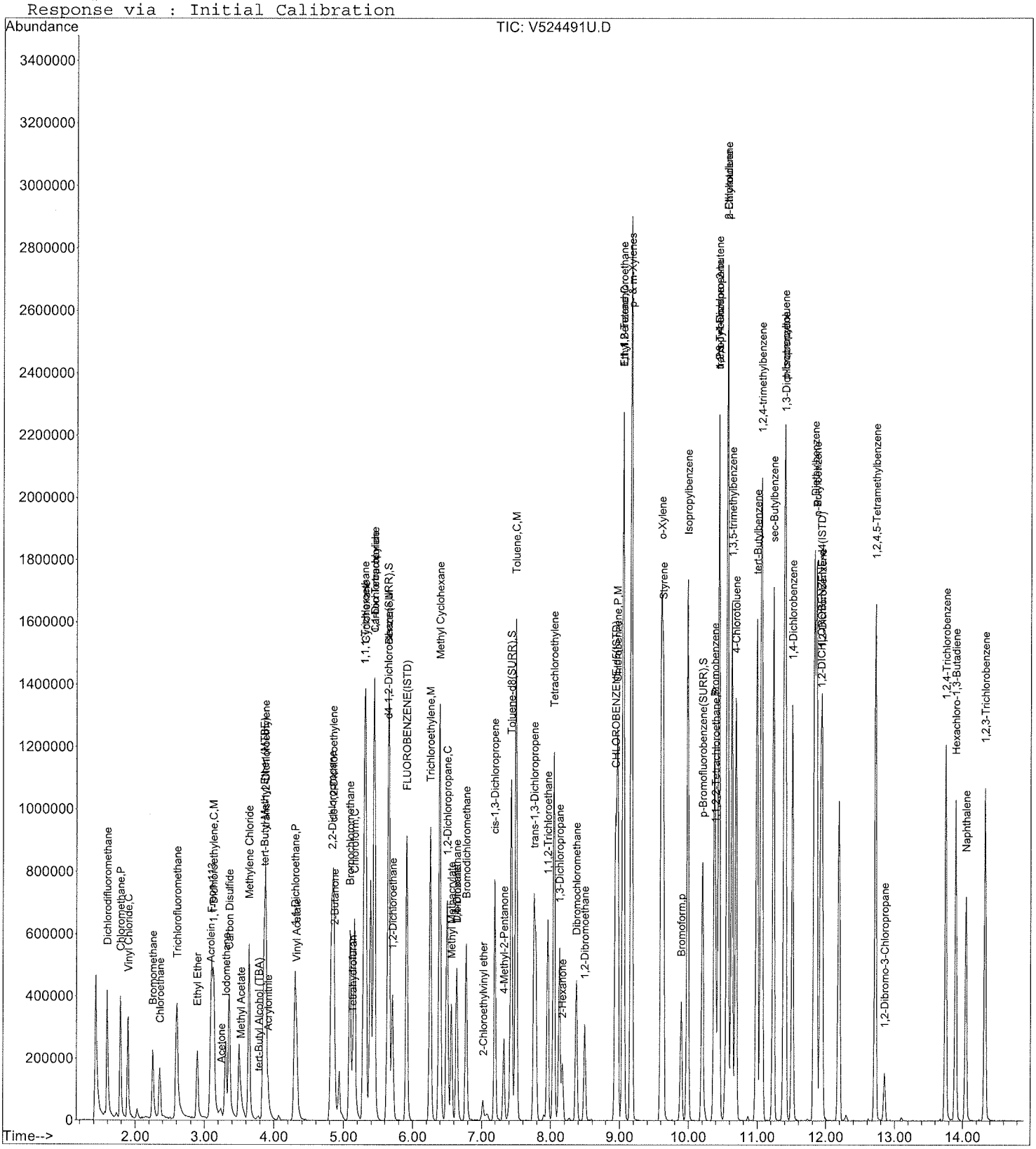

Quantitation Report (QT Reviewed)

Data File : G:\MSVOA5 V5\DAILYDAT\V5063014\V524563L.D Vial: 3
Acq On : 30 Jun 2014 9:59 am Operator: SS
Sample : BF41416-BS1 Inst : VOA No. 5
Misc : QBV5063014A Multiplr: 1.00
MS Integration Params: RTEINT1.P
Quant Time: Jun 30 11:32 2014 Quant Results File: V5C00094.RES

Quant Method : C:\HPCHEM\1\METHODS\V5C00094.M (RTE Integrator)
Title : VOCs BY GC/MS EPA SW846-8260
Last Update : Thu Jun 19 11:53:10 2014
Response via : Initial Calibration
DataAcq Meth : V5C0001A

Internal Standards	R.T.	QIon	Response	Conc	Units	Dev(Min)
1) FLUOROBENZENE(ISTD)	5.90	70	183877	50.00	ppb	-0.01
36) CHLOROBENZENE-d5(ISTD)	8.93	117	642235	50.00	ppb	-0.01
62) 1,2-DICHLOROBENZENE-d4(IST	11.91	152	364569	50.00	ppb	-0.01
System Monitoring Compounds						
32) d4-1,2-Dichloroethane(SURR	5.62	65	183403	50.21	ppb	-0.01
Spiked Amount 50.000 Range 64 - 122 Recovery = 100.42%						
47) Toluene-d8(SURR)	7.42	98	810822	52.17	ppb	-0.01
Spiked Amount 50.000 Range 83 - 114 Recovery = 104.34%						
64) p-Bromofluorobenzene(SURR)	10.19	174	370160	48.63	ppb	-0.01
Spiked Amount 50.000 Range 71 - 126 Recovery = 97.26%						

Target Compounds							Qvalue
2) Dichlorodifluoromethane	1.59	85	320340	32.62	ppb		99
3) Chloromethane	1.78	50	310382	37.79	ppb		100
4) Vinyl Chloride	1.89	62	278493	38.76	ppb		100
5) Bromomethane	2.25	94	171818	42.45	ppb		100
6) Chloroethane	2.35	64	148171	43.31	ppb		98
7) Trichlorofluoromethane	2.59	101	441631	45.66	ppb		99
8) Ethyl Ether	2.88	59	127110	43.93	ppb		100
9) Freon-113	3.09	101	234641	44.65	ppb		99
10) 1,1-Dichloroethylene	3.12	61	324098	45.10	ppb		99
11) Acrolein	3.07	56	6043	65.60	ppb	#	61
12) Iodomethane	3.29	142	300013	43.91	ppb		100
13) Methyl Acetate	3.52	43	102860	53.18	ppb	#	62
14) tert-Butyl Alcohol (TBA)	3.76	59	18935	50.36	ppb	#	100
15) trans-1,2-Dichloroethylene	3.87	61	396879	41.92	ppb	#	89
16) Carbon Disulfide	3.35	76	591902	44.38	ppb		100
17) Methylene Chloride	3.63	49	275806	40.95	ppb		99
18) Acrylonitrile	3.91	53	49436	41.70	ppb	#	63
19) tert-Butyl Methyl Ether (M	3.84	73	662570	45.23	ppb	#	100
20) Acetone	3.23	43	49666	42.30	ppb	#	100
21) 1,1-Dichloroethane	4.29	63	546052	41.92	ppb		100
22) Vinyl Acetate	4.32	43	239299	43.06	ppb		100
23) cis-1,2-Dichloroethylene	4.84	96	364339	43.84	ppb	#	50
24) 2-Butanone	4.87	72	27966	56.22	ppb		75
25) 2,2-Dichloropropane	4.81	77	532544	45.41	ppb		100
26) Bromochloromethane	5.08	49	198394	38.06	ppb	#	88
27) Chloroform	5.14	83	560439	43.32	ppb		99
28) Tetrahydrofuran	5.12	71	22117	47.86	ppb	#	93
29) 1,1-Dichloropropylene	5.43	75	453065	43.37	ppb	#	85
30) 1,1,1-Trichloroethane	5.29	97	511538	44.20	ppb	#	98
31) Cyclohexane	5.30	56	519628	43.67	ppb		98
33) Carbon Tetrachloride	5.42	117	423047	46.13	ppb		99
34) 1,2-Dichloroethane	5.70	62	296738	43.34	ppb	#	86
35) Benzene	5.64	78	1238330	44.39	ppb		100
37) Trichloroethylene	6.25	95	352829	48.09	ppb		99
38) Methyl Cyclohexane	6.38	83	597343	46.84	ppb	#	99
39) Dibromomethane	6.63	93	158191	45.53	ppb		97
40) Methyl Methacrylate	6.55	69	166314	53.03	ppb		100
41) Bromodichloromethane	6.76	83	416485	49.92	ppb	#	100
42) 1,2-Dichloropropane	6.49	63	287160	48.69	ppb		100
43) 1,4-Dioxane	6.63	88	22880	920.67	ppb		97
44) 2-Chloroethylvinyl ether	7.03	63	2651	11.88	ppb	#	100
45) cis-1,3-Dichloropropene	7.19	75	503530	50.22	ppb		100
46) 2-Hexanone	8.16	43	142618	53.54	ppb		100
48) Toluene	7.49	91	1281313	48.17	ppb		100
49) trans-1,3-Dichloropropene	7.75	75	430989	52.06	ppb		99

(#) = qualifier out of range (m) = manual integration

Quantitation Report (QT Reviewed)

Data File : G:\MSVOA5 V5\DAILYDAT\V5063014\V524563L.D Vial: 3
Acq On : 30 Jun 2014 9:59 am Operator: SS
Sample : BF41416-BS1 Inst : VOA No. 5
Misc : QBV5063014A Multiplr: 1.00
MS Integration Params: RTEINT1.P
Quant Time: Jun 30 11:32 2014 Quant Results File: V5C00094.RES

Quant Method : C:\HPCHEM\1\METHODS\V5C00094.M (RTE Integrator)
Title : VOCs BY GC/MS EPA SW846-8260
Last Update : Thu Jun 19 11:53:10 2014
Response via : Initial Calibration
DataAcq Meth : V5C0001A

	Compound	R.T.	QIon	Response	Conc Unit		Qvalue
50)	1,1,2-Trichloroethane	7.95	83	194692	50.35 ppb	#	66
51)	1,3-Dichloropropane	8.12	76	415670	50.32 ppb	#	100
52)	Tetrachloroethylene	8.04	166	534493	50.54 ppb		99
53)	4-Methyl-2-Pentanone	7.32	43	194754	52.05 ppb		99
54)	Dibromochloromethane	8.36	129	272367	52.42 ppb		99
55)	1,2-Dibromoethane	8.48	107	249050	52.03 ppb		100
56)	Chlorobenzene	8.96	112	759634	48.16 ppb		99
57)	Ethyl Benzene	9.04	91	1423209	48.43 ppb		100
58)	p- & m-Xylenes	9.16	91	2066179	98.39 ppb		100
59)	o-Xylene	9.60	91	1148780	49.55 ppb		99
60)	Styrene	9.62	104	817058	49.51 ppb	#	100
61)	1,1,1,2-Tetrachloroethane	9.05	131	265477	51.35 ppb		100
63)	Bromoform	9.88	173	238124	55.02 ppb	#	100
65)	p-Ethyltoulene	10.55	105	1319945	48.27 ppb		99
66)	p-Diethylbenzene	11.81	119	739368	49.25 ppb		97
67)	1,1,2,2-Tetrachloroethane	10.38	83	272663	50.91 ppb	#	100
68)	1,2,3-Trichloropropane	10.43	110	77428	52.13 ppb		95
69)	Isopropylbenzene	9.98	105	1408999	48.47 ppb	#	95
70)	1,2-Dibromo-3-Chloropropan	12.85	75	41859	52.19 ppb	#	100
71)	Bromobenzene	10.37	77	534434	49.52 ppb		98
72)	trans-1,4-Dichloro-2-buten	10.43	75	271711m	52.00 ppb		
73)	n-Propylbenzene	10.43	91	1691023	49.59 ppb		100
74)	2-Chlorotoluene	10.56	91	1088704	49.10 ppb		99
75)	4-Chlorotoluene	10.68	91	1133474	49.61 ppb		100
76)	tert-Butylbenzene	10.98	119	1002970	49.21 ppb	#	100
77)	1,3,5-trimethylbenzene	10.62	105	1114779	49.73 ppb	#	100
78)	1,2,4-trimethylbenzene	11.05	105	1105488	48.75 ppb		100
79)	sec-Butylbenzene	11.23	105	1506079	49.24 ppb	#	95
80)	1,3-Dichlorobenzene	11.40	146	687190	50.27 ppb	#	99
81)	1,4-Dichlorobenzene	11.50	146	717282	50.13 ppb	#	86
82)	1,2-Dichlorobenzene	11.93	146	605965	50.70 ppb	#	99
83)	p-Isopropyltoluene	11.38	119	1223233	49.39 ppb	#	100
84)	n-Butylbenzene	11.85	91	1453683	48.51 ppb	#	82
85)	1,2,4,5-Tetramethylbenzene	12.70	119	1115239	49.90 ppb		99
86)	1,2,4-Trichlorobenzene	13.74	180	571286	51.50 ppb		99
87)	Naphthalene	14.03	128	637693	51.23 ppb	#	96
88)	Hexachloro-1,3-Butadiene	13.89	225	229919	51.39 ppb	#	77
89)	1,2,3-Trichlorobenzene	14.31	182	463861	51.79 ppb	#	99

(#) = qualifier out of range (m) = manual integration

Quantitation Report

Data File : G:\MSVOA5 V5\DAILYDAT\V5063014\V524563L.D Vial: 3
Acq On : 30 Jun 2014 9:59 am Operator: SS
Sample : BF41416-BS1 Inst : VOA No. 5
Misc : QBV5063014A Multiplr: 1.00
MS Integration Params: RTEINT1.P
Quant Time: Jun 30 11:32 2014 Quant Results File: V5C00094.RES

Method : C:\HPCHEM\1\METHODS\V5C00094.M (RTE Integrator)
Title : VOCs BY GC/MS EPA SW846-8260
Last Update : Thu Jun 19 11:53:10 2014
Response via : Initial Calibration

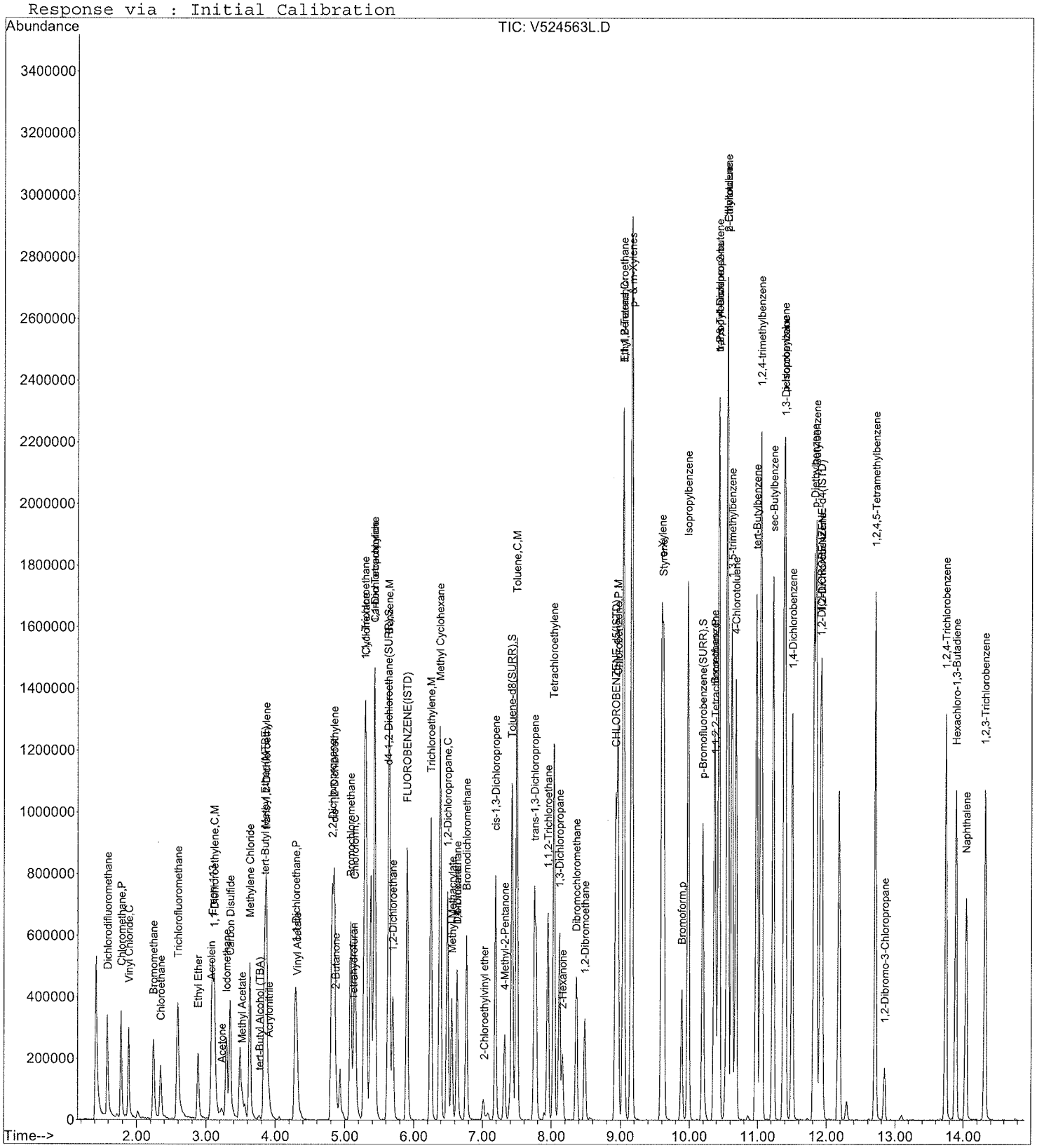

Quantitation Report (QT Reviewed)

Data File : G:\MSVOA5 V5\DAILYDAT\V5063014\V524564U.D Vial: 4
Acq On : 30 Jun 2014 10:35 am Operator: SS
Sample : BF41416-BSD1 Inst : VOA No. 5
Misc : QBV5063014A Multiplr: 1.00
MS Integration Params: RTEINT1.P
Quant Time: Jun 30 11:32 2014 Quant Results File: V5C00094.RES

Quant Method : C:\HPCHEM\1\METHODS\V5C00094.M (RTE Integrator)
Title : VOCs BY GC/MS EPA SW846-8260
Last Update : Thu Jun 19 11:53:10 2014
Response via : Initial Calibration
DataAcq Meth : V5C0001A

Internal Standards	R.T.	QIon	Response	Conc	Units	Dev(Min)
1) FLUOROBENZENE(ISTD)	5.90	70	164013	50.00	ppb	-0.01
36) CHLOROBENZENE-d5(ISTD)	8.92	117	578488	50.00	ppb	-0.02
62) 1,2-DICHLOROBENZENE-d4(IST	11.90	152	319062	50.00	ppb	-0.02
System Monitoring Compounds						
32) d4-1,2-Dichloroethane(SURR	5.62	65	163091	50.06	ppb	-0.01
Spiked Amount 50.000 Range 64 - 122 Recovery = 100.12%						
47) Toluene-d8(SURR)	7.42	98	742806	53.06	ppb	-0.01
Spiked Amount 50.000 Range 83 - 114 Recovery = 106.12%						
64) p-Bromofluorobenzene(SURR)	10.19	174	324595	48.72	ppb	-0.01
Spiked Amount 50.000 Range 71 - 126 Recovery = 97.44%						

Target Compounds							Qvalue
2) Dichlorodifluoromethane	1.58	85	349954	39.95	ppb		100
3) Chloromethane	1.77	50	294886	40.25	ppb		100
4) Vinyl Chloride	1.88	62	244489	38.14	ppb		99
5) Bromomethane	2.24	94	167159	46.30	ppb		97
6) Chloroethane	2.34	64	146589	48.04	ppb		99
7) Trichlorofluoromethane	2.58	101	422765	49.00	ppb		99
8) Ethyl Ether	2.88	59	117478	45.52	ppb		96
9) Freon-113	3.08	101	229704	49.01	ppb		98
10) 1,1-Dichloroethylene	3.11	61	303879	47.41	ppb		99
11) Acrolein	3.06	56	3848	46.83	ppb		87
12) Iodomethane	3.29	142	298039	48.91	ppb		99
13) Methyl Acetate	3.52	43	78397m	45.44	ppb		
14) tert-Butyl Alcohol (TBA)	3.77	59	19308	57.57	ppb	#	100
15) trans-1,2-Dichloroethylene	3.86	61	393358	46.57	ppb		99
16) Carbon Disulfide	3.34	76	578942	48.66	ppb		100
17) Methylene Chloride	3.62	49	224631	37.39	ppb		99
18) Acrylonitrile	3.90	53	47747	45.16	ppb	#	63
19) tert-Butyl Methyl Ether (M	3.84	73	637990	48.82	ppb	#	92
20) Acetone	3.22	43	33352	31.85	ppb	#	100
21) 1,1-Dichloroethane	4.28	63	557315	47.96	ppb		98
22) Vinyl Acetate	4.31	43	239398	48.30	ppb		100
23) cis-1,2-Dichloroethylene	4.84	96	366271	49.41	ppb		99
24) 2-Butanone	4.86	72	20000	45.28	ppb		97
25) 2,2-Dichloropropane	4.81	77	514961	49.23	ppb		100
26) Bromochloromethane	5.07	49	191316	41.14	ppb	#	86
27) Chloroform	5.14	83	553716	47.98	ppb		99
28) Tetrahydrofuran	5.11	71	19818	48.08	ppb	#	98
29) 1,1-Dichloropropylene	5.43	75	450316	48.33	ppb	#	100
30) 1,1,1-Trichloroethane	5.28	97	496516	48.09	ppb	#	97
31) Cyclohexane	5.30	56	472491	44.52	ppb		98
33) Carbon Tetrachloride	5.42	117	427114	52.22	ppb	#	92
34) 1,2-Dichloroethane	5.69	62	295047	48.31	ppb	#	86
35) Benzene	5.64	78	1191102	47.87	ppb		100
37) Trichloroethylene	6.24	95	344407	52.11	ppb		99
38) Methyl Cyclohexane	6.38	83	588733	51.25	ppb	#	99
39) Dibromomethane	6.63	93	159971	51.11	ppb		99
40) Methyl Methacrylate	6.55	69	153580	54.36	ppb		100
41) Bromodichloromethane	6.76	83	407181	54.18	ppb	#	100
42) 1,2-Dichloropropane	6.49	63	277674	52.27	ppb		99
43) 1,4-Dioxane	6.63	88	24469	1093.12	ppb		93
44) 2-Chloroethylvinyl ether	7.03	63	4625	23.01	ppb	#	100
45) cis-1,3-Dichloropropene	7.18	75	481822	53.35	ppb	#	88
46) 2-Hexanone	8.16	43	119891	49.97	ppb		100
48) Toluene	7.49	91	1267250	52.89	ppb		99
49) trans-1,3-Dichloropropene	7.74	75	402825	54.02	ppb		99

(#) = qualifier out of range (m) = manual integration

Quantitation Report (QT Reviewed)

Data File : G:\MSVOA5 V5\DAILYDAT\V5063014\V524564U.D Vial: 4
Acq On : 30 Jun 2014 10:35 am Operator: SS
Sample : BF41416-BSD1 Inst : VOA No. 5
Misc : QBV5063014A Multiplr: 1.00
MS Integration Params: RTEINT1.P
Quant Time: Jun 30 11:32 2014 Quant Results File: V5C00094.RES

Quant Method : C:\HPCHEM\1\METHODS\V5C00094.M (RTE Integrator)
Title : VOCs BY GC/MS EPA SW846-8260
Last Update : Thu Jun 19 11:53:10 2014
Response via : Initial Calibration
DataAcq Meth : V5C0001A

Compound	R.T.	QIon	Response	Conc	Unit		Qvalue
50) 1,1,2-Trichloroethane	7.95	83	182651	52.44	ppb	#	100
51) 1,3-Dichloropropane	8.12	76	393382	52.87	ppb	#	100
52) Tetrachloroethylene	8.03	166	499104	52.40	ppb		99
53) 4-Methyl-2-Pentanone	7.31	43	174866	51.88	ppb		99
54) Dibromochloromethane	8.36	129	269591	57.60	ppb		99
55) 1,2-Dibromoethane	8.48	107	229555	53.24	ppb		99
56) Chlorobenzene	8.96	112	761094	53.57	ppb		99
57) Ethyl Benzene	9.04	91	1383053	52.25	ppb		100
58) p- & m-Xylenes	9.16	91	2034702	109.22	ppb		100
59) o-Xylene	9.59	91	1116231	53.46	ppb		100
60) Styrene	9.62	104	806910	54.29	ppb	#	100
61) 1,1,1,2-Tetrachloroethane	9.05	131	261268	56.10	ppb		98
63) Bromoform	9.88	173	225888	59.63	ppb	#	100
65) p-Ethyltoulene	10.55	105	1296109	54.16	ppb		99
66) p-Diethylbenzene	11.81	119	729006	55.48	ppb		97
67) 1,1,2,2-Tetrachloroethane	10.38	83	254082	54.20	ppb	#	100
68) 1,2,3-Trichloropropane	10.43	110	67082	51.60	ppb		97
69) Isopropylbenzene	9.97	105	1371366	53.90	ppb	#	95
70) 1,2-Dibromo-3-Chloropropan	12.84	75	38433	54.75	ppb	#	100
71) Bromobenzene	10.36	77	499336	52.87	ppb		97
72) trans-1,4-Dichloro-2-buten	10.44	75	257418m	56.29	ppb		
73) n-Propylbenzene	10.43	91	1655167	56.27	ppb		100
74) 2-Chlorotoluene	10.56	91	1054795	54.36	ppb		99
75) 4-Chlorotoluene	10.68	91	1083343	54.18	ppb		100
76) tert-Butylbenzene	10.98	119	964201	54.06	ppb	#	100
77) 1,3,5-trimethylbenzene	10.62	105	1070943	54.59	ppb	#	100
78) 1,2,4-trimethylbenzene	11.04	105	1083362	54.59	ppb		100
79) sec-Butylbenzene	11.22	105	1462526	54.64	ppb	#	95
80) 1,3-Dichlorobenzene	11.40	146	671131	56.09	ppb	#	98
81) 1,4-Dichlorobenzene	11.50	146	679856	54.29	ppb	#	86
82) 1,2-Dichlorobenzene	11.93	146	590634	56.46	ppb	#	100
83) p-Isopropyltoluene	11.38	119	1207202	55.70	ppb	#	100
84) n-Butylbenzene	11.84	91	1418692	54.10	ppb	#	82
85) 1,2,4,5-Tetramethylbenzene	12.70	119	1094403	55.95	ppb		99
86) 1,2,4-Trichlorobenzene	13.74	180	537416	55.36	ppb		98
87) Naphthalene	14.03	128	616467	56.59	ppb	#	100
88) Hexachloro-1,3-Butadiene	13.89	225	221681	56.62	ppb	#	77
89) 1,2,3-Trichlorobenzene	14.31	182	451903	57.65	ppb	#	47

(#) = qualifier out of range (m) = manual integration

Quantitation Report

Data File : G:\MSVOA5 V5\DAILYDAT\V5063014\V524564U.D Vial: 4
Acq On : 30 Jun 2014 10:35 am Operator: SS
Sample : BF41416-BSD1 Inst : VOA No. 5
Misc : QBV5063014A Multiplr: 1.00
MS Integration Params: RTEINT1.P
Quant Time: Jun 30 11:32 2014 Quant Results File: V5C00094.RES

Method : C:\HPCHEM\1\METHODS\V5C00094.M (RTE Integrator)
Title : VOCs BY GC/MS EPA SW846-8260
Last Update : Thu Jun 19 11:53:10 2014
Response via : Initial Calibration

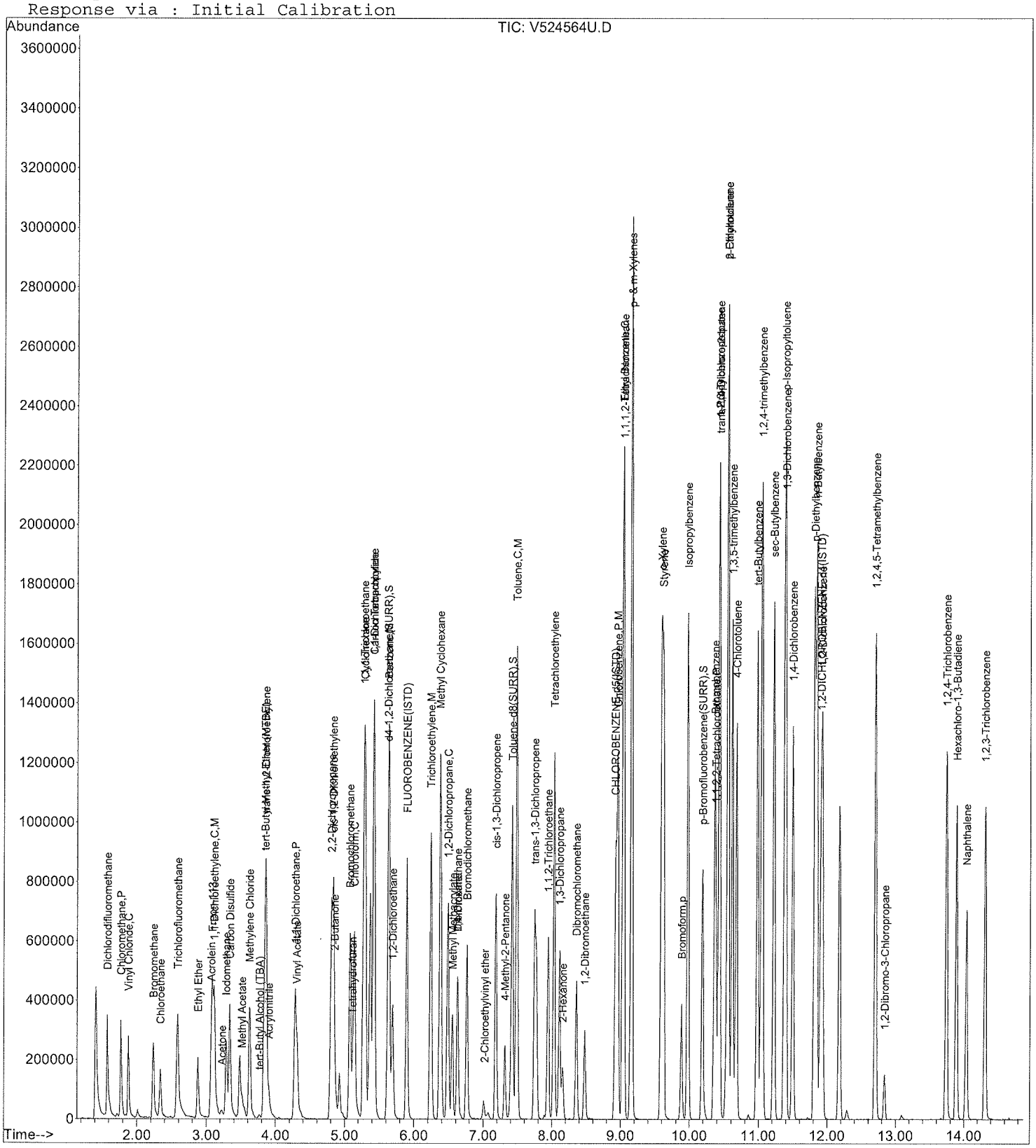

PREPARATION BENCH SHEET

BF41237

York Analytical Laboratories, Inc.

Printed: 6/26/2014 3:09:49PM

Matrix: Soil Prepared by: EPA 5035A Surrogate used: Y10A009

Lab Number	Analysis	Prepared	By	Initial (g)	Final (ml)	Spike ID	Source ID	ul Spike	ul Surrogate	pH Data Initial	pH Data Acid	pH Data Basic	Decanted Y/N	Sample Comments
14F0826-01	Volatile Organics, Suffolk C	06/25/2014 08:	BGS	4.84	5				1					From BF41083 by BGS
14F0885-01	Volatile Organics, 8260 List	06/25/2014 08:	BGS	5	5				1					
14F0897-02RE1	Volatile Organics, CP-51 (fo	06/25/2014 08:	BK	6.44	5				1					From BF41140 by BGS
14F0899-01	Volatile Organics, 8260 Halo	06/25/2014 08:	BGS	5.19	5				1					
14F0908-01	Volatile Organics, 8260 Halo	06/25/2014 08:	BGS	2.5	5				1					Added for BatchQC in:
14F0908-01	Volatile Organics, 8260 List	06/25/2014 08:	BGS	2.5	5				1					
14F0908-01	Volatile Organics, CP-51 (fo	06/25/2014 08:	BGS	2.5	5				1					Added for BatchQC in:
14F0908-01	Volatile Organics, Suffolk C	06/25/2014 08:	BGS	2.5	5				1					Added for BatchQC in:
14F0942-01	Volatile Organics, CP-51 (fo	06/25/2014 08:	BGS	2.5	5				1					
14F0954-01	Volatile Organics, Suffolk C	06/25/2014 08:	BGS	2.5	5				1					
14F0968-01	Volatile Organics, Suffolk C	06/25/2014 08:	BGS	2.5	5				1					
14F0968-02	Volatile Organics, Suffolk C	06/25/2014 08:	BGS	2.5	5				1					
14F0968-03	Volatile Organics, Suffolk C	06/25/2014 08:	BGS	2.5	5				1					
14F0974-01	Volatile Organics, CP-51 (fo	06/25/2014 08:	BGS	2.5	5				1					
BF41237-BLK1	QC	06/25/2014 08:	BGS	5	5				1					
BF41237-BS1	QC	06/25/2014 08:	BGS	5	5	Y10A022		5	1					
BF41237-BSD1	QC	06/25/2014 08:	BGS	5	5	Y10A022		5	1					
BF41237-DUP1	QC	06/25/2014 08:	BGS	2.5	5		14F0908-01		1					
BF41237-MS1	QC	06/25/2014 08:	BGS	2.5	5	Y10A022	14F0908-01	5	1					

Batch Comments:

PREPARATION BENCH SHEET

BF41416

York Analytical Laboratories, Inc.

Printed: 6/30/2014 12:23:24PM

Matrix: Soil Prepared by: EPA 5035A Surrogate used: Y14F086

Lab Number	Analysis	Prepared	By	Initial (g)	Final (ml)	Spike ID	Source ID	ul Spike	ul Surrogate	pH Data Initial	pH Data Acid	pH Data Basic	Decanted Y/N	Sample Comments
14F0899-01RE1	Volatile Organics, 8260 Halo	06/30/2014 08:	SS	10.79	5				1					From BF41286 by SS o
BF41416-BLK1	QC	06/30/2014 08:	SS	5	5				1					
BF41416-BS1	QC	06/30/2014 08:	SS	5	5	Y14F094		5	1					
BF41416-BSD1	QC	06/30/2014 08:	SS	5	5	Y14F094		5	1					

Batch Comments: From BF41286 on 06/30/2014 by SS

Injection Log

Directory: I:\hpchem\1\data\v5062514

Line	Vial	FileName	Multiplier	SampleName	Misc Info	Injected
1	1	v524487w.d	100.	14F0917-04	QBV5062514A	25 Jun 14 11:04
2	2	v524488w.d	1.	14E0917-04	QBV5062514A	25 Jun 14 11:41
3	2	v524489w.d	1.	50ppb VOA CAL CHECK STD	QBV5062514A SCREENING	25 Jun 14 12:22
4	4	v524490l.d	1.	BF41237-BS1	QBV5062514A	25 Jun 14 13:30
5	5	v524491u.d	1.	BF41237-BSD1	QBV5062514A	25 Jun 14 14:05
6	6	v524492b.d	1.	BF41237-BLK1	QBV5062514A	25 Jun 14 14:40
7	7	v524493s.d	1.	14F0908-01	QBV5062514A 8260 2.50g	25 Jun 14 15:15
8	8	v524494s.d	200.	14F0885-01	QBV5062514A 8260 5.00g 50UL/5ML	25 Jun 14 15:50
9	9	v524495s.d	1.	14F0954-01	QBV5062514A SUFFOLK CO. 2.50g	25 Jun 14 16:25
10	10	v524496s.d	100.	14F0826-01	QBV5062514A SUFFOLK CO. 4.84g 100UL/5ML	25 Jun 14 17:00
11	11	v524497s.d	1.	14F0942-01	QBV5062514A CP51 2.50g	25 Jun 14 17:34
12	12	v524498s.d	1.	14F0899-01	QBV5062514A 8260 HALO 5.19g	25 Jun 14 18:09
13	13	v524499s.d	1.	14F0940-01	QBV5062514A 8260 HALO/BENZENE 2.50g	25 Jun 14 18:44
14	14	v524500s.d	1.	14F0968-01	QBV5062514A SUFFOLK CO. 2.50g	25 Jun 14 19:19
15	15	v524501s.d	1.	14F0968-02	QBV5062514A SUFFOLK CO. 2.50g	25 Jun 14 19:54
16	16	v524502s.d	1.	14F0968-03	QBV5062514A SUFFOLK CO. 2.50g	25 Jun 14 20:28
17	17	v524503s.d	1.	14F0968-04	QBV5062514A SUFFOLK CO. 2.50g	25 Jun 14 21:03
18	18	v524504s.d	1.	14F0974-01	QBV5062514A CP51 2.50g	25 Jun 14 21:38
19	19	v524505s.d	100.	14F0897-02RE1	QBV5062514A CP51 6.44g 100UL/5ML	25 Jun 14 22:13
20	20	v524506s.d	100.	14F0897-03RE1	QBV5062514A CP51 6.58g 100UL/5ML	25 Jun 14 22:48
21	21	v524507d.d	1.	BF41237-DUP1	QBV5062514A 14F0908-01 2.50g	25 Jun 14 23:22
22	22	v524508m.d	1.	BF41237-MS1	QBV5062514A 14F0908-01 2.50g	25 Jun 14 23:58

Injection Log

Directory: I:\hpchem\1\data\v5063014

Line	Vial	FileName	Multiplier	SampleName	Misc Info	Injected
1	1	v524561c.d	1.	100PPB STD	QBV5063014A	30 Jun 14 08:42
2	2	v524562c.d	1.	50PPB VOA CAL CHECK STD	QBV5063014A	30 Jun 14 09:17
3	3	v524563l.d	1.	BF41416-BS1	QBV5063014A	30 Jun 14 09:59
4	4	v524564u.d	1.	BF41416-BSD1	QBV5063014A	30 Jun 14 10:35
5	5	v524565b.d	1.	BF41416-BLK1	QBV5063014A	30 Jun 14 11:09
6	6	v524566s.d	100.	14F0899-01RE1	QBV5063014A 8260 HALO 10.79g 100UL/5ML	30 Jun 14 11:45
7		v524567s.d	1.			

York Analytical Laboratories, Inc.

SDG: 14F0899

CLASS: WET

METHOD: SM 2540G

DATA PACKAGE COVER PAGE

SM 2540G

Laboratory:	York Analytical Laboratories, Inc.	SDG:	14F0899
Client:	Leggette Brashears & Graham Shelton Office	Project:	SNYGEN

Client Sample Id:	Lab Sample Id:
EW-15 (25-26.2)	14F0899-01

I certify that this data package is in compliance with the terms and conditions of the contract, both technically and for completeness, for other than the conditions detailed above. Release of the data contained in this hardcopy data package and in computer-readable data submitted on diskette has been autorized by the Laboratory Manager or the Manager's designee, as verified by the following signatures.

Signature: Name: Benjamin Gulizia

Date: 7/18/2014 Title: Laboratory Director

FORM I **INORGANIC ANALYSIS DATA SHEET**

SM 2540G

EW-15 (25-26.2)

Laboratory: York Analytical Laboratories, Inc. SDG: 14F0899

Client: Leggette Brashears & Graham Shelton Office Project: SNYGEN

Matrix: Soil Laboratory ID: 14F0899-01 File ID:

Sampled: 06/21/14 13:10 Prepared: 06/26/14 11:20 Analyzed: 06/27/14 14:10

Solids: 94.19 Preparation: % Solids Prep Initial/Final: 5 g / 5 mL

Batch: BF41275 Sequence: Calibration: Instrument: Inst

CAS NO.	Analyte	Concentration (%)	Dilution Factor	Q	Method
solids	% Solids	94.2	1		SM 2540G

FORM IV

PREPARATION BATCH SUMMARY

SM 2540G

Laboratory: York Analytical Laboratories, Inc. SDG: 14F0899

Client: Leggette Brashears & Graham Shelton Office Project: SNYGEN

Batch: BF41275 Batch Matrix: Soil Preparation: % Solids Prep

SAMPLE NAME	LAB SAMPLE ID	LAB FILE ID	DATE PREPARED	OBSERVATIONS
EW-15 (25-26.2)	14F0899-01		06/26/14 11:20	

HOLDING TIME SUMMARY

SM 2540G

Laboratory: York Analytical Laboratories, Inc. SDG: 14F0899

Client: Leggette Brashears & Graham Shelton Office Project: SNYGEN

Sample Name	Date Collected	Date Received	Date Prepared	Days to Prep	Max Days to Prep	Date Analyzed	Days to Analysis	Max Days to Analysis	Q
EW-15 (25-26.2)	06/21/14 13:10	06/23/14 10:09	06/26/14 11:20	4.92	28.00	06/27/14 14:10	6.04	28.00	

METHOD DETECTION AND REPORTING LIMITS

SM 2540G

Laboratory: York Analytical Laboratories, Inc. **SDG:** 14F0899

Client: Leggette Brashears & Graham Shelton Office **Project:** SNYGEN

Matrix: Soil **Instrument:**

Analyte	LOD	LOQ	Units
% Solids	0.100	0.100	%

YORK
ANALYTICAL LABORATORIES, INC.

TOTAL SOLIDS ELECTRONIC LOG

Sample No.	Analyte	Analysis Date	Analyst	Batch ID	Init. Result	Final Result	Units	Prep. Units
14F0899-01	% Solids	6/27/2014 2:10:44PM	KK	BF41275	94.19	94.2	%	g
14F0899-01	Final Wt.	6/27/2014 2:10:44PM	KK	BF41275	6.77	6.77	%	g
14F0899-01	Initial Wt.	6/27/2014 2:10:44PM	KK	BF41275	7.10	7.10	%	g
14F0899-01	Tare Wt.	6/27/2014 2:10:44PM	KK	BF41275	1.33	1.33	%	g
14F1025-03	% Solids	6/27/2014 2:10:44PM	KK	BF41275	95.77	95.8	%	g
14F1025-03	Final Wt.	6/27/2014 2:10:44PM	KK	BF41275	6.30	6.30	%	g
14F1025-03	Initial Wt.	6/27/2014 2:10:44PM	KK	BF41275	6.51	6.51	%	g
14F1025-03	Tare Wt.	6/27/2014 2:10:44PM	KK	BF41275	1.33	1.33	%	g
BF41275-DUP1	% Solids	6/27/2014 2:10:44PM	KK	BF41275	96.09	96.1	%	g
BF41275-DUP1	Final Wt.	6/27/2014 2:10:44PM	KK	BF41275	5.70	5.70	%	g
BF41275-DUP1	Initial Wt.	6/27/2014 2:10:44PM	KK	BF41275	5.88	5.88	%	g
BF41275-DUP1	Tare Wt.	6/27/2014 2:10:44PM	KK	BF41275	1.33	1.33	%	g

Note: Units for Tare, Initial and Final Wts. are in grams

APPENDIX III
GROUNDWATER LABORATORY RESULTS

BASELINE

LEGGETTE, BRASHEARS & GRAHAM, INC.

PAGE 1 OF

SAMPLE DATE: 11/26/13

LOW-FLOW SAMPLING LOG

TOTAL # WELLS: 8

Client Name: Sony

Project Location: Orangeburg, NY

Sampler(s): S. Hunt

Sample Pump: Geopump

Tubing Type: LDPE - 30' Tygon - 2'

Monitoring Equipment: Horiba

Well I.D. MW12

Well Diameter (inches): 2"

Total Depth (ft btoc): 30.1

Depth to Water (ft btoc): 14.00

Screen Setting (ft btoc): 15 to 30

Tubing Intake (ft btoc): 24'

Comments: Pump on at 1048

Horiba full at 1051

Well Condition: Ok, could use new roadbox

Time (hours)	Depth to Water (ft btoc)	Evacuation Rate (ml/min)	Water Quality Monitoring Parameters: pH	Conductivity (ms/cm)	Turbidity (NTU)	Dissolved oxygen (mg/l)	Temperature (°C)	ORP (mv)
1051	14.28	250	7.07	2.28	34.0	6.81	14.27	132
1054	14.40	250	6.98	6.51	31.3	.41	12.82	-61
1057	14.52	250	6.91	6.80	26.4	.39	12.92	-69
1100	14.60	250	6.92	6.85	24.6	.41	12.90	-72
1103	14.71	250	6.92	6.85	22.8	.42	12.85	-77
1106	14.83	250	6.92	6.83	23.8	.43	12.88	-79
1109	14.93	250	6.91	6.81	23.3	.43	12.94	-80

Stabilization of Parameters (stabilization achieved for three consecutive measurements)

Time FROM	Time TO	Depth to Water (ft btoc)	Total Removed > Change in Storage (Y/N)?	pH	Conductivity (%)	Turbidity (%)	Dissolved oxygen (%)	Temperature (%)	ORP (mv)
1103	1106	.12	Y	0.0	0.3%	4.3%	Y	0.3%	2
1106	1109	.10	Y	.01	0.3%	2.2%	Y	0.5%	1
1103	1109	.22	Y	.01	0.6%	2.2%	Y	0.7%	3
Recommended Stabilization		≤ 0.3 ft. total	NA	+/- 0.1 unit	+/- 3%	<5 NTU or +/- 10%	+/- 10% if >0.5 mg/L	+/- 3%	+/- 10 mv
Stabilization: (Yes/No)		Y	Y	Y	Y	Y	Y	Y	Y

Sample Time: 1110

Reviewed by:

ft btoc	feet below top of casing	NTU	Nephelometric Turbidity Units	°C	degrees Celsius
ml/min	milliliters per minute	mg/l	milligrams per liter	mv	millivolts
µs/cm	microseimens per centimeter	ms/cm	milliseimens per centimeter		

LEGGETTE, BRASHEARS & GRAHAM, INC.

PAGE 1 OF

SAMPLE DATE: 11/26/13

LOW-FLOW SAMPLING LOG

TOTAL # WELLS: 8

Client Name: Sony

Project Location: Orangeburg, NY

Sampler(s): S. Hnat

Sample Pump: Geopump

Tubing Type: LDPE - Tygon -

Monitoring Equipment: Horiba

Well I.D. MW15S

Well Diameter (inches): 2"

Total Depth (ft btoc): 20.1

Depth to Water (ft btoc): 12.78

Screen Setting (ft btoc): 10 to 20

Tubing Intake (ft btoc): 17'

Comments: Pump on at 1018

Horiba full at 1021

Well Condition: OK

Time (hours)	Depth to Water (ft btoc)	Evacuation Rate (ml/min)	Water Quality Monitoring Parameters: pH	Conductivity (ms/cm)	Turbidity (NTU)	Dissolved oxygen (mg/l)	Temperature (°C)	ORP (mv)
1021	12.83	250	7.07	5.44	39.0	4.58	14.88	115
1024	12.92	250	7.01	6.01	41.4	2.11	13.72	-65
1027	13.00	250	6.93	6.04	8.7	.60	13.27	-76
1030	13.07	250	6.90	5.95	3.5	.46	13.08	-82
1033	13.14	250	6.90	5.93	4.1	.44	13.06	-79
1036	13.20	250	6.90	5.91	4.2	.46	13.10	-81

Stabilization of Parameters (stabilization achieved for three consecutive measurements)

Time FROM	Time TO	Depth to Water (ft btoc)	Total Removed > Change in Storage (Y/N)?	pH	Conductivity (%)	Turbidity (%)	Dissolved oxygen (%)	Temperature (%)	ORP (mv)
1030	1033	.07	Y	0.0	0.4%	<5	Y	0.2%	3
1033	1036	.06	Y	0.0	0.4%	↓	Y	0.4%	2
1030	1036	.13	Y	0.0	0.7%	↓	Y	0.2%	1
Recommended Stabilization		≤ 0.3 ft. total	NA	+/- 0.1 unit	+/- 3%	<5 NTU or +/- 10%	+/- 10% if >0.5 mg/L	+/- 3%	+/- 10 mv
Stabilization: (Yes/No)		Y	Y	Y	Y	Y	Y	Y	Y

Sample Time: 1040

Reviewed by:

ft btoc	feet below top of casing	NTU	Nephelometric Turbidity Units	°C	degrees Celsius
ml/min	milliliters per minute	mg/l	milligrams per liter	mv	millivolts
µs/cm	microseimens per centimeter	ms/cm	milliseimens per centimeter		

LEGGETTE, BRASHEARS & GRAHAM, INC.

PAGE 1 OF

SAMPLE DATE: 11/26/13

LOW-FLOW SAMPLING LOG

TOTAL # WELLS: 8

Client Name: Sony

Project Location: Orangeburg, NY

Sampler(s): S. Hnat

Sample Pump: Geopump

Tubing Type: LDPE - 25' Tygon - 2'

Monitoring Equipment: Horiba

Well I.D. MW16S

Well Diameter (inches): 2"

Total Depth (ft btoc): 20.1

Depth to Water (ft btoc): 13.49

Screen Setting (ft btoc): 10 to 20

Tubing Intake (ft btoc): 17'

Comments: Pump on at 946

Horiba full at 950

Well Condition: OK

Time (hours)	Depth to Water (ft btoc)	Evacuation Rate (ml/min)	Water Quality Monitoring Parameters: pH	Conductivity (ms/cm)	Turbidity (NTU)	Dissolved oxygen (mg/l)	Temperature (°C)	ORP (mv)
950	13.58	250	6.55	3.93	132	5.07	16.40	238
953	13.69	250	6.97	5.71	123	.61	15.56	118
956	13.77	250	6.98	5.95	119	.51	15.16	62
959	13.87	250	6.99	5.98	118	.49	15.19	37
1002	13.95	250	6.99	5.97	117	.49	15.22	31
1005	14.06	250	6.99	5.96	116	.47	15.22	27
1008	14.16	250	7.00	5.96	116	.47	15.23	22

Stabilization of Parameters (stabilization achieved for three consecutive measurements)

Time FROM	Time TO	Depth to Water (ft btoc)	Total Removed > Change in Storage (Y/N)?	pH	Conductivity (%)	Turbidity (%)	Dissolved oxygen (%)	Temperature (%)	ORP (mv)
1002	1005	.11	Y	0.0	0.2%	0.9%	Y	0%	4
1005	1008	.10	Y	.01	0%	0%	Y	0.1%	5
1002	1008	.21	Y	.01	0.2%	0.9%	Y	0.1%	9
Recommended Stabilization		≤ 0.3 ft. total	NA	+/- 0.1 unit	+/- 3%	<5 NTU or +/- 10%	+/- 10% if >0.5 mg/L	+/- 3%	+/- 10 mv
Stabilization: (Yes/No)		Y	Y	Y	Y	Y	Y	Y	Y

Sample Time: 1015

Reviewed by:

ft btoc	feet below top of casing	NTU	Nephelometric Turbidity Units	°C	degrees Celsius
ml/min	milliliters per minute	mg/l	milligrams per liter	mv	millivolts
µs/cm	microseimens per centimeter	ms/cm	milliseimens per centimeter		

LEGGETTE, BRASHEARS & GRAHAM, INC.

PAGE 1 OF

SAMPLE DATE: 11/26/13

LOW-FLOW SAMPLING LOG

TOTAL # WELLS: 8

Client Name: Sony

Project Location: Orangeburg, NY

Sampler(s): S Hunt

Sample Pump: Geopump

Tubing Type: LDPE - Tygon -

Monitoring Equipment: Horiba

Well I.D. MW17S

Well Diameter (inches): 2"

Total Depth (ft btoc): 20'

Depth to Water (ft btoc): 14.51

Screen Setting (ft btoc): 10.5 to 20.5

Tubing Intake (ft btoc): 17'

Comments: Pump on at 1219

Horiba full at 1223

Well Condition: OK, needs new expansion plug

Time (hours)	Depth to Water (ft btoc)	Evacuation Rate (ml/min)	Water Quality Monitoring Parameters: pH	Conductivity (ms/cm)	Turbidity (NTU)	Dissolved oxygen (mg/l)	Temperature (°C)	ORP (mv)
1223	14.57	250	6.22	.756	72.2	6.93	14.45	231
1226	14.69	250	6.29	6.89	61.0	1.17	13.27	185
1229	14.78	250	6.47	7.16	58.6	.51	1339	141
1232	14.80	250	6.55	7.23	56.4	.49	13.54	110
1235	14.90	250	6.60	7.24	54.6	.45	13.57	83
1238	14.99	250	6.61	7.24	54.4	.46	13.61	78
1241	15.07	250	6.62	7.24	54.0	.46	13.70	74

Stabilization of Parameters (stabilization achieved for three consecutive measurements)

Time FROM	Time TO	Depth to Water (ft btoc)	Total Removed > Change in Storage (Y/N)?	pH	Conductivity (%)	Turbidity (%)	Dissolved oxygen (%)	Temperature (%)	ORP (mv)
1235	1238	.09	Y	.01	0%	0.4%	Y	0.3%	5
1238	1241	.08	Y	.01	0%	0.8%	Y	0.7%	4
1235	1241	.17	Y	.02	0%	1.1%	Y	1%	9
Recommended Stabilization		≤ 0.3 ft. total	NA	+/- 0.1 unit	+/- 3%	<5 NTU or +/- 10%	+/- 10% if >0.5 mg/L	+/- 3%	+/- 10 mv
Stabilization: (Yes/No)		Y	Y	Y	Y	Y	Y	Y	Y

Sample Time: 1245

Reviewed by:

ft btoc	feet below top of casing	NTU	Nephelometric Turbidity Units	°C	degrees Celsius
ml/min	milliliters per minute	mg/l	milligrams per liter	mv	millivolts
µs/cm	microseimens per centimeter	ms/cm	milliseimens per centimeter		

LEGGETTE, BRASHEARS & GRAHAM, INC.

PAGE 1 OF

SAMPLE DATE: 11/26/13

LOW-FLOW SAMPLING LOG

TOTAL # WELLS: 8

Client Name: Sony

Project Location: Orangeburg, NY

Sampler(s): S. Hnat

Sample Pump: Geopump

Tubing Type: LDPE - 35' Tygon - 2'

Monitoring Equipment: Horiba

Well I.D. MW17D

Well Diameter (inches): 2"

Total Depth (ft btoc): 28.5

Depth to Water (ft btoc): 14.89

Screen Setting (ft btoc): 23 to 28

Tubing Intake (ft btoc): 25'

Comments: Pump on at 1256

Horiba full at 1259

Well Condition: OK

Time (hours)	Depth to Water (ft btoc)	Evacuation Rate (ml/min)	Water Quality Monitoring Parameters: pH	Conductivity (ms/cm)	Turbidity (NTU)	Dissolved oxygen (mg/l)	Temperature (°C)	ORP (mv)
1259	15.04	250	6.72	3.55	61.6	3.36	14.44	-80
1302	15.09	250	7.04	3.71	53.6	.72	13.55	-113
1305	15.13	250	7.03	3.72	54.6	.61	13.48	-116
1308	15.16	250	7.04	3.71	51.8	.58	13.49	-117
1311	15.20	250	7.03	3.72	50.1	.57	13.58	-116
1314	15.23	250	7.04	3.72	49.1	.57	13.70	-114

Stabilization of Parameters (stabilization achieved for three consecutive measurements)

Time FROM	Time TO	Depth to Water (ft btoc)	Total Removed > Change in Storage (Y/N)?	pH	Conductivity (%)	Turbidity (%)	Dissolved oxygen (%)	Temperature (%)	ORP (mv)
1308	1311	.04	Y	.01	0.3%	3.3%	Y	0.7%	1
1311	1314	.03	Y	.01	0%	2%	Y	0.9%	2
1308	1314	.07	Y	.00	0.3%	5.3%	Y	1.6%	3
Recommended Stabilization		≤ 0.3 ft. total	NA	+/- 0.1 unit	+/- 3%	<5 NTU or +/- 10%	+/- 10% if >0.5 mg/L	+/- 3%	+/- 10 mv
Stabilization: (Yes/No)		Y	Y	Y	Y	Y	Y	Y	Y

Sample Time: 1320

Reviewed by:

ft btoc	feet below top of casing	NTU	Nephelometric Turbidity Units	°C	degrees Celsius
ml/min	milliliters per minute	mg/l	milligrams per liter	mv	millivolts
µs/cm	microseimens per centimeter	ms/cm	milliseimens per centimeter		

LEGGETTE, BRASHEARS & GRAHAM, INC.

PAGE 1 OF

SAMPLE DATE: 11/26/13

LOW-FLOW SAMPLING LOG

TOTAL # WELLS: 8

Client Name: Sony

Project Location: Orangeburg, NY

Sampler(s): S. Hnat

Sample Pump: Geopump

Tubing Type: LDPE - 25' Tygon - 2'

Monitoring Equipment: Horiba

Well I.D. MW20

Well Diameter (inches): 2"

Total Depth (ft btoc): 19.6

Depth to Water (ft btoc): 13.78

Screen Setting (ft btoc): 10 to 20

Tubing Intake (ft btoc): 17'

Comments: Pump on at 913

Horiba full at 916

Well Condition: OK

Time (hours)	Depth to Water (ft btoc)	Evacuation Rate (ml/min)	Water Quality Monitoring Parameters: pH	Conductivity (ms/cm)	Turbidity (NTU)	Dissolved oxygen (mg/l)	Temperature (°C)	ORP (mv)
916	13.84	250	5.08	1.17	130	7.08	16.96	244
919	13.96	250	6.85	1.19	119	0.62	16.39	203
922	14.04	250	6.92	1.18	114	0.24	16.31	204
925	14.13	250	7.00	1.18	110	0.25	16.21	206
928	14.22	250	7.01	1.17	92.1	0.25	16.06	211
931	14.31	250	6.98	1.17	89.7	0.24	15.99	212
934	14.40	250	6.97	1.17	86.9	0.24	15.92	211

Stabilization of Parameters (stabilization achieved for three consecutive measurements)

Time FROM	Time TO	Depth to Water (ft btoc)	Total Removed > Change in Storage (Y/N)?	pH	Conductivity (%)	Turbidity (%)	Dissolved oxygen (%)	Temperature (%)	ORP (mv)
928	931	.09	Y	.03	0%	2.7%	Y	0.5%	1
931	934	.08	Y	.01	0%	3.2%	Y	0.5%	1
928	934	.18	Y	.04	0%	5.7%	Y	1%	0
Recommended Stabilization		≤ 0.3 ft. total	NA	+/- 0.1 unit	+/- 3%	<5 NTU or +/- 10%	+/- 10% if >0.5 mg/L	+/- 3%	+/- 10 mv
Stabilization: (Yes/No)		Y	Y	Y	Y	Y	Y	Y	Y

Sample Time: 940

Reviewed by:

ft btoc	feet below top of casing	NTU	Nephelometric Turbidity Units	°C	degrees Celsius
ml/min	milliliters per minute	mg/l	milligrams per liter	mv	millivolts
µs/cm	microseimens per centimeter	ms/cm	milliseimens per centimeter		

LEGGETTE, BRASHEARS & GRAHAM, INC.

PAGE 1 OF

SAMPLE DATE: 11/26/13

LOW-FLOW SAMPLING LOG

TOTAL # WELLS: 8

Client Name: Sony

Project Location: Ossining, NY

Sampler(s): S. Hnot

Sample Pump: Geopump

Tubing Type: LDPE - 25' Tygon - 2'

Monitoring Equipment: Horiba

Well I.D. MW21

Well Diameter (inches): 2"

Total Depth (ft btoc): 18.9

Depth to Water (ft btoc): 14.33

Screen Setting (ft btoc): 10 to 20

Tubing Intake (ft btoc): 17'

Comments: Pump on at 1146

Horiba full at 1150

Well Condition: OK

Time (hours)	Depth to Water (ft btoc)	Evacuation Rate (ml/min)	Water Quality Monitoring Parameters: pH	Conductivity (ms/cm)	Turbidity (NTU)	Dissolved oxygen (mg/l)	Temperature (°C)	ORP (mv)
1150	14.41	250	7.05	1.00	176	1.02	13.75	96
1153	14.49	250	6.51	.564	130	.56	13.74	89
1156	14.68	250	6.31	.409	121	.50	13.71	89
1159	14.76	250	6.22	.349	106	.51	13.77	97
1202	14.85	250	6.19	.338	78.6	.50	13.79	101
1205	14.95	250	6.18	.336	75.9	.48	13.83	105
1208	15.03	250	6.18	.335	74.1	.48	13.88	108

Stabilization of Parameters (stabilization achieved for three consecutive measurements)

Time FROM	Time TO	Depth to Water (ft btoc)	Total Removed > Change in Storage (Y/N)?	pH	Conductivity (%)	Turbidity (%)	Dissolved oxygen (%)	Temperature (%)	ORP (mv)
1202	1205	.10	Y	.01	0.6%	3.5%	Y	0.3%	4
1205	1208	.08	Y	0	0.3%	2.4%	Y	0.4%	3
1202	1208	.18	Y	.01	0.9%	5.8%	Y	0.7%	7
Recommended Stabilization		≤ 0.3 ft. total	NA	+/- 0.1 unit	+/- 3%	<5 NTU or +/- 10%	+/- 10% if >0.5 mg/L	+/- 3%	+/- 10 mv
Stabilization: (Yes/No)		Y	Y	Y	Y	Y	Y	Y	

Sample Time: 1210

Reviewed by:

ft btoc	feet below top of casing	NTU	Nephelometric Turbidity Units	°C	degrees Celsius
ml/min	milliliters per minute	mg/l	milligrams per liter	mv	millivolts
µs/cm	microseimens per centimeter	ms/cm	milliseimens per centimeter		

LEGGETTE, BRASHEARS & GRAHAM, INC.

PAGE 1 OF

SAMPLE DATE: 11/26/13

LOW-FLOW SAMPLING LOG

TOTAL # WELLS: 8

Client Name: Sony

Project Location: Orangeburg, NY

Sampler(s): S. Hnat

Sample Pump: Geopump

Tubing Type: LDPE - 30' Tygon - 2'

Monitoring Equipment: Horiba

Well I.D. MW22

Well Diameter (inches): 2"

Total Depth (ft btoc): 21.9

Depth to Water (ft btoc): 15.21

Screen Setting (ft btoc): 7 to 22

Tubing Intake (ft btoc): 19'

Comments: Pump on at 1335

Horiba full at 1338

Well Condition:

Time (hours)	Depth to Water (ft btoc)	Evacuation Rate (ml/min)	Water Quality Monitoring Parameters: pH	Conductivity (ms/cm)	Turbidity (NTU)	Dissolved oxygen (mg/l)	Temperature (°C)	ORP (mv)
1338	15.31	250	7.43	1.48	162	0.32	13.78	104
1341	15.40	250	6.83	1.30	121	.30	13.44	111
1344	15.48	250	6.59	1.16	103	.29	13.36	115
1347	15.55	250	6.54	1.13	82.6	.35	13.43	122
1350	15.61	250	6.50	1.10	74.4	.36	13.54	130
1356	15.69	250	6.48	1.09	72.1	.36	13.59	133
1359	15.75	250	6.47	1.09	70.2	.36	13.64	136

Stabilization of Parameters (stabilization achieved for three consecutive measurements)

Time FROM	Time TO	Depth to Water (ft btoc)	Total Removed > Change in Storage (Y/N)?	pH	Conductivity (%)	Turbidity (%)	Dissolved oxygen (%)	Temperature (%)	ORP (mv)
1350	1356	.08	Y	.02	1%	3.1%	Y	0.9%	3
1356	1359	.06	Y	.01	0%	2.7%	Y	0.4%	3
1350	1359	.14	Y	.03	1%	5.7%	Y	0.8%	6
Recommended Stabilization		≤ 0.3 ft. total	NA	+/- 0.1 unit	+/- 3%	<5 NTU or +/- 10%	+/- 10% if >0.5 mg/L	+/- 3%	+/- 10 mv
Stabilization: (Yes/No)		Y	Y	Y	Y	Y	Y	Y	Y

Sample Time: 1400

Reviewed by:

ft btoc	feet below top of casing	NTU	Nephelometric Turbidity Units	°C	degrees Celsius
ml/min	milliliters per minute	mg/l	milligrams per liter	mv	millivolts
µs/cm	microseimens per centimeter	ms/cm	milliseimens per centimeter		

Technical Report

prepared for:

Leggette Brashears & Graham Shelton Office
4 Research Drive, Suite 301
Shelton CT, 06484
Attention: Karen Destefanis

Report Date: 12/12/2013
Client Project ID: Sony
York Project (SDG) No.: 13L0028

Report Date: 12/12/2013
Client Project ID: Sony
York Project (SDG) No.: 13L0028

Leggette Brashears & Graham Shelton Office
4 Research Drive, Suite 301
Shelton CT, 06484
Attention: Karen Destefanis

Purpose and Results

This report contains the analytical data for the sample(s) identified on the attached chain-of-custody received in our laboratory on November 27, 2013 and listed below. The project was identified as your project: **Sony**.

The analyses were conducted utilizing appropriate EPA, Standard Methods, and ASTM methods as detailed in the data summary tables.

All samples were received in proper condition meeting the customary acceptance requirements for environmental samples except those indicated under the Notes section of this report.

All analyses met the method and laboratory standard operating procedure requirements except as indicated by any data flags, the meaning of which are explained in the attachment to this report, and case narrative if applicable.

The results of the analyses, which are all reported on dry weight basis (soils) unless otherwise noted, are detailed in the following pages.

Please contact Client Services at 203.325.1371 with any questions regarding this report.

York Sample ID	Client Sample ID	Matrix	Date Collected	Date Received
13L0028-01	Trip Blank	Water	11/26/2013	11/27/2013
13L0028-02	Field Blank	Water	11/26/2013	11/27/2013
13L0028-03	MW-12	Water	11/26/2013	11/27/2013
13L0028-04	MW-15S	Water	11/26/2013	11/27/2013
13L0028-05	MW-16S	Water	11/26/2013	11/27/2013
13L0028-06	MW-17S	Water	11/26/2013	11/27/2013
13L0028-07	MW-17D	Water	11/26/2013	11/27/2013
13L0028-08	MW-20	Water	11/26/2013	11/27/2013
13L0028-09	MW-21	Water	11/26/2013	11/27/2013
13L0028-10	MW-22	Water	11/26/2013	11/27/2013

General Notes for York Project (SDG) No.: 13L0028

1. The RLs and MDLs (Reporting Limit and Method Detection Limit respectively) reported are adjusted for any dilution necessary due to the levels of target and/or non-target analytes and matrix interference. The RL(REPORTING LIMIT) is based upon the lowest standard utilized for the calibration where applicable.
2. Samples are retained for a period of thirty days after submittal of report, unless other arrangements are made.
3. York's liability for the above data is limited to the dollar value paid to York for the referenced project.
4. This report shall not be reproduced without the written approval of York Analytical Laboratories, Inc.
5. All samples were received in proper condition for analysis with proper documentation, unless otherwise noted.
6. All analyses conducted met method or Laboratory SOP requirements. See the Qualifiers and/or Narrative sections for further information.
7. It is noted that no analyses reported herein were subcontracted to another laboratory, unless noted in the report.
8. This report reflects results that relate only to the samples submitted on the attached chain-of-custody form(s) received by York.

Approved By:

Date: 12/12/2013

Benjamin Gulizia
Laboratory Director

Sample Information

Client Sample ID: **Trip Blank** **York Sample ID:** **13L0028-01**

York Project (SDG) No.	Client Project ID	Matrix	Collection Date/Time	Date Received
13L0028	Sony	Water	November 26, 2013 12:00 am	11/27/2013

Volatile Organics, 8260 Halogenated List

Log-in Notes: **Sample Notes:**

Sample Prepared by Method: EPA 5030B

CAS No.	Parameter	Result	Flag	Units	MDL	RL	Dilution	Reference Method	Date/Time Prepared	Date/Time Analyzed	Analyst
630-20-6	1,1,1,2-Tetrachloroethane	ND		ug/L	0.32	5.0	1	EPA 8260C	12/08/2013 09:39	12/08/2013 16:16	SS
71-55-6	1,1,1-Trichloroethane	ND		ug/L	0.23	5.0	1	EPA 8260C	12/08/2013 09:39	12/08/2013 16:16	SS
79-34-5	1,1,2,2-Tetrachloroethane	ND		ug/L	0.59	5.0	1	EPA 8260C	12/08/2013 09:39	12/08/2013 16:16	SS
76-13-1	,1,2-Trichloro-1,2,2-trifluoroethane (Freon 113	ND		ug/L	0.34	5.0	1	EPA 8260C	12/08/2013 09:39	12/08/2013 16:16	SS
79-00-5	1,1,2-Trichloroethane	ND		ug/L	1.3	5.0	1	EPA 8260C	12/08/2013 09:39	12/08/2013 16:16	SS
75-34-3	1,1-Dichloroethane	ND		ug/L	0.42	5.0	1	EPA 8260C	12/08/2013 09:39	12/08/2013 16:16	SS
75-35-4	1,1-Dichloroethylene	ND		ug/L	0.52	5.0	1	EPA 8260C	12/08/2013 09:39	12/08/2013 16:16	SS
563-58-6	1,1-Dichloropropylene	ND		ug/L	0.26	5.0	1	EPA 8260C	12/08/2013 09:39	12/08/2013 16:16	SS
87-61-6	1,2,3-Trichlorobenzene	ND		ug/L	0.99	10	1	EPA 8260C	12/08/2013 09:39	12/08/2013 16:16	SS
96-18-4	1,2,3-Trichloropropane	ND		ug/L	0.73	5.0	1	EPA 8260C	12/08/2013 09:39	12/08/2013 16:16	SS
120-82-1	1,2,4-Trichlorobenzene	ND		ug/L	0.91	10	1	EPA 8260C	12/08/2013 09:39	12/08/2013 16:16	SS
96-12-8	1,2-Dibromo-3-chloropropane	ND		ug/L	0.98	10	1	EPA 8260C	12/08/2013 09:39	12/08/2013 16:16	SS
106-93-4	1,2-Dibromoethane	ND		ug/L	0.44	5.0	1	EPA 8260C	12/08/2013 09:39	12/08/2013 16:16	SS
95-50-1	1,2-Dichlorobenzene	ND		ug/L	0.40	5.0	1	EPA 8260C	12/08/2013 09:39	12/08/2013 16:16	SS
107-06-2	1,2-Dichloroethane	ND		ug/L	0.36	5.0	1	EPA 8260C	12/08/2013 09:39	12/08/2013 16:16	SS
78-87-5	1,2-Dichloropropane	ND		ug/L	0.23	5.0	1	EPA 8260C	12/08/2013 09:39	12/08/2013 16:16	SS
541-73-1	1,3-Dichlorobenzene	ND		ug/L	0.47	5.0	1	EPA 8260C	12/08/2013 09:39	12/08/2013 16:16	SS
142-28-9	1,3-Dichloropropane	ND		ug/L	0.55	5.0	1	EPA 8260C	12/08/2013 09:39	12/08/2013 16:16	SS
106-46-7	1,4-Dichlorobenzene	ND		ug/L	0.62	5.0	1	EPA 8260C	12/08/2013 09:39	12/08/2013 16:16	SS
594-20-7	2,2-Dichloropropane	ND		ug/L	0.42	5.0	1	EPA 8260C	12/08/2013 09:39	12/08/2013 16:16	SS
95-49-8	2-Chlorotoluene	ND		ug/L	0.43	5.0	1	EPA 8260C	12/08/2013 09:39	12/08/2013 16:16	SS
106-43-4	4-Chlorotoluene	ND		ug/L	0.31	5.0	1	EPA 8260C	12/08/2013 09:39	12/08/2013 16:16	SS
108-86-1	Bromobenzene	ND		ug/L	1.0	5.0	1	EPA 8260C	12/08/2013 09:39	12/08/2013 16:16	SS
74-97-5	Bromochloromethane	ND		ug/L	0.54	5.0	1	EPA 8260C	12/08/2013 09:39	12/08/2013 16:16	SS
75-27-4	Bromodichloromethane	ND		ug/L	0.41	5.0	1	EPA 8260C	12/08/2013 09:39	12/08/2013 16:16	SS
75-25-2	Bromoform	ND		ug/L	0.58	5.0	1	EPA 8260C	12/08/2013 09:39	12/08/2013 16:16	SS
74-83-9	Bromomethane	ND		ug/L	2.0	5.0	1	EPA 8260C	12/08/2013 09:39	12/08/2013 16:16	SS
56-23-5	Carbon tetrachloride	ND		ug/L	0.56	5.0	1	EPA 8260C	12/08/2013 09:39	12/08/2013 16:16	SS
108-90-7	Chlorobenzene	ND		ug/L	0.38	5.0	1	EPA 8260C	12/08/2013 09:39	12/08/2013 16:16	SS
75-00-3	Chloroethane	ND		ug/L	2.8	5.0	1	EPA 8260C	12/08/2013 09:39	12/08/2013 16:16	SS

Sample Information

Client Sample ID: **Trip Blank** **York Sample ID:** **13L0028-01**

York Project (SDG) No.	Client Project ID	Matrix	Collection Date/Time	Date Received
13L0028	Sony	Water	November 26, 2013 12:00 am	11/27/2013

Volatile Organics, 8260 Halogenated List **Log-in Notes:** **Sample Notes:**

Sample Prepared by Method: EPA 5030B

CAS No.	Parameter	Result	Flag	Units	MDL	RL	Dilution	Reference Method	Date/Time Prepared	Date/Time Analyzed	Analyst
67-66-3	Chloroform	ND		ug/L	0.42	5.0	1	EPA 8260C	12/08/2013 09:39	12/08/2013 16:16	SS
74-87-3	Chloromethane	ND		ug/L	0.41	5.0	1	EPA 8260C	12/08/2013 09:39	12/08/2013 16:16	SS
156-59-2	cis-1,2-Dichloroethylene	ND		ug/L	0.43	5.0	1	EPA 8260C	12/08/2013 09:39	12/08/2013 16:16	SS
10061-01-5	cis-1,3-Dichloropropylene	ND		ug/L	0.41	5.0	1	EPA 8260C	12/08/2013 09:39	12/08/2013 16:16	SS
124-48-1	Dibromochloromethane	ND		ug/L	0.39	5.0	1	EPA 8260C	12/08/2013 09:39	12/08/2013 16:16	SS
74-95-3	Dibromomethane	ND		ug/L	0.58	5.0	1	EPA 8260C	12/08/2013 09:39	12/08/2013 16:16	SS
75-71-8	Dichlorodifluoromethane	ND		ug/L	0.35	5.0	1	EPA 8260C	12/08/2013 09:39	12/08/2013 16:16	SS
87-68-3	Hexachlorobutadiene	ND		ug/L	0.68	5.0	1	EPA 8260C	12/08/2013 09:39	12/08/2013 16:16	SS
75-09-2	Methylene chloride	**3.1**	J, B	ug/L	2.4	10	1	EPA 8260C	12/08/2013 09:39	12/08/2013 16:16	SS
127-18-4	Tetrachloroethylene	ND		ug/L	0.41	5.0	1	EPA 8260C	12/08/2013 09:39	12/08/2013 16:16	SS
156-60-5	trans-1,2-Dichloroethylene	ND		ug/L	0.52	5.0	1	EPA 8260C	12/08/2013 09:39	12/08/2013 16:16	SS
10061-02-6	trans-1,3-Dichloropropylene	ND		ug/L	0.67	5.0	1	EPA 8260C	12/08/2013 09:39	12/08/2013 16:16	SS
79-01-6	Trichloroethylene	ND		ug/L	0.16	5.0	1	EPA 8260C	12/08/2013 09:39	12/08/2013 16:16	SS
75-69-4	Trichlorofluoromethane	ND		ug/L	0.54	5.0	1	EPA 8260C	12/08/2013 09:39	12/08/2013 16:16	SS
75-01-4	Vinyl Chloride	ND		ug/L	0.68	5.0	1	EPA 8260C	12/08/2013 09:39	12/08/2013 16:16	SS

	Surrogate Recoveries	Result		Acceptance Range
17060-07-0	*Surrogate: 1,2-Dichloroethane-d4*	*106 %*		*78-122*
460-00-4	*Surrogate: p-Bromofluorobenzene*	*103 %*		*87-112*
2037-26-5	*Surrogate: Toluene-d8*	*89.6 %*	*S-08*	*91-110*

Sample Information

Client Sample ID: **Field Blank** **York Sample ID:** **13L0028-02**

York Project (SDG) No.	Client Project ID	Matrix	Collection Date/Time	Date Received
13L0028	Sony	Water	November 26, 2013 9:00 am	11/27/2013

Volatile Organics, 8260 Halogenated List **Log-in Notes:** **Sample Notes:**

Sample Prepared by Method: EPA 5030B

CAS No.	Parameter	Result	Flag	Units	MDL	RL	Dilution	Reference Method	Date/Time Prepared	Date/Time Analyzed	Analyst
630-20-6	1,1,1,2-Tetrachloroethane	ND		ug/L	0.32	5.0	1	EPA 8260C	12/08/2013 09:39	12/08/2013 16:52	SS
71-55-6	1,1,1-Trichloroethane	ND		ug/L	0.23	5.0	1	EPA 8260C	12/08/2013 09:39	12/08/2013 16:52	SS
79-34-5	1,1,2,2-Tetrachloroethane	ND		ug/L	0.59	5.0	1	EPA 8260C	12/08/2013 09:39	12/08/2013 16:52	SS
76-13-1	,1,2-Trichloro-1,2,2-trifluoroethane (Freon 113	ND		ug/L	0.34	5.0	1	EPA 8260C	12/08/2013 09:39	12/08/2013 16:52	SS

Sample Information

Client Sample ID: **Field Blank** **York Sample ID:** **13L0028-02**

York Project (SDG) No.	Client Project ID	Matrix	Collection Date/Time	Date Received
13L0028	Sony	Water	November 26, 2013 9:00 am	11/27/2013

Volatile Organics, 8260 Halogenated List **Log-in Notes:** **Sample Notes:**

Sample Prepared by Method: EPA 5030B

CAS No.	Parameter	Result	Flag	Units	MDL	RL	Dilution	Reference Method	Date/Time Prepared	Date/Time Analyzed	Analyst
79-00-5	1,1,2-Trichloroethane	ND		ug/L	1.3	5.0	1	EPA 8260C	12/08/2013 09:39	12/08/2013 16:52	SS
75-34-3	1,1-Dichloroethane	ND		ug/L	0.42	5.0	1	EPA 8260C	12/08/2013 09:39	12/08/2013 16:52	SS
75-35-4	1,1-Dichloroethylene	ND		ug/L	0.52	5.0	1	EPA 8260C	12/08/2013 09:39	12/08/2013 16:52	SS
563-58-6	1,1-Dichloropropylene	ND		ug/L	0.26	5.0	1	EPA 8260C	12/08/2013 09:39	12/08/2013 16:52	SS
87-61-6	1,2,3-Trichlorobenzene	ND		ug/L	0.99	10	1	EPA 8260C	12/08/2013 09:39	12/08/2013 16:52	SS
96-18-4	1,2,3-Trichloropropane	ND		ug/L	0.73	5.0	1	EPA 8260C	12/08/2013 09:39	12/08/2013 16:52	SS
120-82-1	1,2,4-Trichlorobenzene	ND		ug/L	0.91	10	1	EPA 8260C	12/08/2013 09:39	12/08/2013 16:52	SS
96-12-8	1,2-Dibromo-3-chloropropane	ND		ug/L	0.98	10	1	EPA 8260C	12/08/2013 09:39	12/08/2013 16:52	SS
106-93-4	1,2-Dibromoethane	ND		ug/L	0.44	5.0	1	EPA 8260C	12/08/2013 09:39	12/08/2013 16:52	SS
95-50-1	1,2-Dichlorobenzene	ND		ug/L	0.40	5.0	1	EPA 8260C	12/08/2013 09:39	12/08/2013 16:52	SS
107-06-2	1,2-Dichloroethane	ND		ug/L	0.36	5.0	1	EPA 8260C	12/08/2013 09:39	12/08/2013 16:52	SS
78-87-5	1,2-Dichloropropane	ND		ug/L	0.23	5.0	1	EPA 8260C	12/08/2013 09:39	12/08/2013 16:52	SS
541-73-1	1,3-Dichlorobenzene	ND		ug/L	0.47	5.0	1	EPA 8260C	12/08/2013 09:39	12/08/2013 16:52	SS
142-28-9	1,3-Dichloropropane	ND		ug/L	0.55	5.0	1	EPA 8260C	12/08/2013 09:39	12/08/2013 16:52	SS
106-46-7	1,4-Dichlorobenzene	ND		ug/L	0.62	5.0	1	EPA 8260C	12/08/2013 09:39	12/08/2013 16:52	SS
594-20-7	2,2-Dichloropropane	ND		ug/L	0.42	5.0	1	EPA 8260C	12/08/2013 09:39	12/08/2013 16:52	SS
95-49-8	2-Chlorotoluene	ND		ug/L	0.43	5.0	1	EPA 8260C	12/08/2013 09:39	12/08/2013 16:52	SS
106-43-4	4-Chlorotoluene	ND		ug/L	0.31	5.0	1	EPA 8260C	12/08/2013 09:39	12/08/2013 16:52	SS
108-86-1	Bromobenzene	ND		ug/L	1.0	5.0	1	EPA 8260C	12/08/2013 09:39	12/08/2013 16:52	SS
74-97-5	Bromochloromethane	ND		ug/L	0.54	5.0	1	EPA 8260C	12/08/2013 09:39	12/08/2013 16:52	SS
75-27-4	Bromodichloromethane	ND		ug/L	0.41	5.0	1	EPA 8260C	12/08/2013 09:39	12/08/2013 16:52	SS
75-25-2	Bromoform	ND		ug/L	0.58	5.0	1	EPA 8260C	12/08/2013 09:39	12/08/2013 16:52	SS
74-83-9	Bromomethane	ND		ug/L	2.0	5.0	1	EPA 8260C	12/08/2013 09:39	12/08/2013 16:52	SS
56-23-5	Carbon tetrachloride	ND		ug/L	0.56	5.0	1	EPA 8260C	12/08/2013 09:39	12/08/2013 16:52	SS
108-90-7	Chlorobenzene	ND		ug/L	0.38	5.0	1	EPA 8260C	12/08/2013 09:39	12/08/2013 16:52	SS
75-00-3	Chloroethane	ND		ug/L	2.8	5.0	1	EPA 8260C	12/08/2013 09:39	12/08/2013 16:52	SS
67-66-3	Chloroform	ND		ug/L	0.42	5.0	1	EPA 8260C	12/08/2013 09:39	12/08/2013 16:52	SS
74-87-3	Chloromethane	ND		ug/L	0.41	5.0	1	EPA 8260C	12/08/2013 09:39	12/08/2013 16:52	SS
156-59-2	cis-1,2-Dichloroethylene	ND		ug/L	0.43	5.0	1	EPA 8260C	12/08/2013 09:39	12/08/2013 16:52	SS
10061-01-5	cis-1,3-Dichloropropylene	ND		ug/L	0.41	5.0	1	EPA 8260C	12/08/2013 09:39	12/08/2013 16:52	SS
124-48-1	Dibromochloromethane	ND		ug/L	0.39	5.0	1	EPA 8260C	12/08/2013 09:39	12/08/2013 16:52	SS

Sample Information

Client Sample ID: **Field Blank** **York Sample ID:** **13L0028-02**

York Project (SDG) No.	Client Project ID	Matrix	Collection Date/Time	Date Received
13L0028	Sony	Water	November 26, 2013 9:00 am	11/27/2013

Volatile Organics, 8260 Halogenated List **Log-in Notes:** **Sample Notes:**

Sample Prepared by Method: EPA 5030B

CAS No.	Parameter	Result	Flag	Units	MDL	RL	Dilution	Reference Method	Date/Time Prepared	Date/Time Analyzed	Analyst
74-95-3	Dibromomethane	ND		ug/L	0.58	5.0	1	EPA 8260C	12/08/2013 09:39	12/08/2013 16:52	SS
75-71-8	Dichlorodifluoromethane	ND		ug/L	0.35	5.0	1	EPA 8260C	12/08/2013 09:39	12/08/2013 16:52	SS
87-68-3	Hexachlorobutadiene	ND		ug/L	0.68	5.0	1	EPA 8260C	12/08/2013 09:39	12/08/2013 16:52	SS
75-09-2	Methylene chloride	**2.6**	J, B	ug/L	2.4	10	1	EPA 8260C	12/08/2013 09:39	12/08/2013 16:52	SS
127-18-4	Tetrachloroethylene	ND		ug/L	0.41	5.0	1	EPA 8260C	12/08/2013 09:39	12/08/2013 16:52	SS
156-60-5	trans-1,2-Dichloroethylene	ND		ug/L	0.52	5.0	1	EPA 8260C	12/08/2013 09:39	12/08/2013 16:52	SS
10061-02-6	trans-1,3-Dichloropropylene	ND		ug/L	0.67	5.0	1	EPA 8260C	12/08/2013 09:39	12/08/2013 16:52	SS
79-01-6	Trichloroethylene	ND		ug/L	0.16	5.0	1	EPA 8260C	12/08/2013 09:39	12/08/2013 16:52	SS
75-69-4	Trichlorofluoromethane	ND		ug/L	0.54	5.0	1	EPA 8260C	12/08/2013 09:39	12/08/2013 16:52	SS
75-01-4	Vinyl Chloride	ND		ug/L	0.68	5.0	1	EPA 8260C	12/08/2013 09:39	12/08/2013 16:52	SS

	Surrogate Recoveries	Result		Acceptance Range
17060-07-0	*Surrogate: 1,2-Dichloroethane-d4*	*113 %*		*78-122*
460-00-4	*Surrogate: p-Bromofluorobenzene*	*103 %*		*87-112*
2037-26-5	*Surrogate: Toluene-d8*	*89.0 %*	*S-08*	*91-110*

Sample Information

Client Sample ID: **MW-12** **York Sample ID:** **13L0028-03**

York Project (SDG) No.	Client Project ID	Matrix	Collection Date/Time	Date Received
13L0028	Sony	Water	November 26, 2013 11:10 am	11/27/2013

Volatile Organics, 8260 Halogenated List **Log-in Notes:** **Sample Notes:**

Sample Prepared by Method: EPA 5030B

CAS No.	Parameter	Result	Flag	Units	MDL	RL	Dilution	Reference Method	Date/Time Prepared	Date/Time Analyzed	Analyst
630-20-6	1,1,1,2-Tetrachloroethane	ND		ug/L	0.32	5.0	1	EPA 8260C	12/08/2013 09:39	12/08/2013 17:27	SS
71-55-6	1,1,1-Trichloroethane	ND		ug/L	0.23	5.0	1	EPA 8260C	12/08/2013 09:39	12/08/2013 17:27	SS
79-34-5	1,1,2,2-Tetrachloroethane	ND		ug/L	0.59	5.0	1	EPA 8260C	12/08/2013 09:39	12/08/2013 17:27	SS
76-13-1	,1,2-Trichloro-1,2,2-trifluoroethane (Freon 113	ND		ug/L	0.34	5.0	1	EPA 8260C	12/08/2013 09:39	12/08/2013 17:27	SS
79-00-5	1,1,2-Trichloroethane	ND		ug/L	1.3	5.0	1	EPA 8260C	12/08/2013 09:39	12/08/2013 17:27	SS
75-34-3	1,1-Dichloroethane	ND		ug/L	0.42	5.0	1	EPA 8260C	12/08/2013 09:39	12/08/2013 17:27	SS
75-35-4	1,1-Dichloroethylene	ND		ug/L	0.52	5.0	1	EPA 8260C	12/08/2013 09:39	12/08/2013 17:27	SS
563-58-6	1,1-Dichloropropylene	ND		ug/L	0.26	5.0	1	EPA 8260C	12/08/2013 09:39	12/08/2013 17:27	SS
87-61-6	1,2,3-Trichlorobenzene	ND		ug/L	0.99	10	1	EPA 8260C	12/08/2013 09:39	12/08/2013 17:27	SS

Sample Information

Client Sample ID: **MW-12** **York Sample ID:** **13L0028-03**

York Project (SDG) No.	Client Project ID	Matrix	Collection Date/Time	Date Received
13L0028	Sony	Water	November 26, 2013 11:10 am	11/27/2013

Volatile Organics, 8260 Halogenated List **Log-in Notes:** **Sample Notes:**

Sample Prepared by Method: EPA 5030B

CAS No.	Parameter	Result	Flag	Units	MDL	RL	Dilution	Reference Method	Date/Time Prepared	Date/Time Analyzed	Analyst
96-18-4	1,2,3-Trichloropropane	ND		ug/L	0.73	5.0	1	EPA 8260C	12/08/2013 09:39	12/08/2013 17:27	SS
120-82-1	1,2,4-Trichlorobenzene	ND		ug/L	0.91	10	1	EPA 8260C	12/08/2013 09:39	12/08/2013 17:27	SS
96-12-8	1,2-Dibromo-3-chloropropane	ND		ug/L	0.98	10	1	EPA 8260C	12/08/2013 09:39	12/08/2013 17:27	SS
106-93-4	1,2-Dibromoethane	ND		ug/L	0.44	5.0	1	EPA 8260C	12/08/2013 09:39	12/08/2013 17:27	SS
95-50-1	1,2-Dichlorobenzene	ND		ug/L	0.40	5.0	1	EPA 8260C	12/08/2013 09:39	12/08/2013 17:27	SS
107-06-2	1,2-Dichloroethane	ND		ug/L	0.36	5.0	1	EPA 8260C	12/08/2013 09:39	12/08/2013 17:27	SS
78-87-5	1,2-Dichloropropane	ND		ug/L	0.23	5.0	1	EPA 8260C	12/08/2013 09:39	12/08/2013 17:27	SS
541-73-1	1,3-Dichlorobenzene	ND		ug/L	0.47	5.0	1	EPA 8260C	12/08/2013 09:39	12/08/2013 17:27	SS
142-28-9	1,3-Dichloropropane	ND		ug/L	0.55	5.0	1	EPA 8260C	12/08/2013 09:39	12/08/2013 17:27	SS
106-46-7	1,4-Dichlorobenzene	ND		ug/L	0.62	5.0	1	EPA 8260C	12/08/2013 09:39	12/08/2013 17:27	SS
594-20-7	2,2-Dichloropropane	ND		ug/L	0.42	5.0	1	EPA 8260C	12/08/2013 09:39	12/08/2013 17:27	SS
95-49-8	2-Chlorotoluene	ND		ug/L	0.43	5.0	1	EPA 8260C	12/08/2013 09:39	12/08/2013 17:27	SS
106-43-4	4-Chlorotoluene	ND		ug/L	0.31	5.0	1	EPA 8260C	12/08/2013 09:39	12/08/2013 17:27	SS
108-86-1	Bromobenzene	ND		ug/L	1.0	5.0	1	EPA 8260C	12/08/2013 09:39	12/08/2013 17:27	SS
74-97-5	Bromochloromethane	ND		ug/L	0.54	5.0	1	EPA 8260C	12/08/2013 09:39	12/08/2013 17:27	SS
75-27-4	Bromodichloromethane	ND		ug/L	0.41	5.0	1	EPA 8260C	12/08/2013 09:39	12/08/2013 17:27	SS
75-25-2	Bromoform	ND		ug/L	0.58	5.0	1	EPA 8260C	12/08/2013 09:39	12/08/2013 17:27	SS
74-83-9	Bromomethane	ND		ug/L	2.0	5.0	1	EPA 8260C	12/08/2013 09:39	12/08/2013 17:27	SS
56-23-5	Carbon tetrachloride	ND		ug/L	0.56	5.0	1	EPA 8260C	12/08/2013 09:39	12/08/2013 17:27	SS
108-90-7	Chlorobenzene	ND		ug/L	0.38	5.0	1	EPA 8260C	12/08/2013 09:39	12/08/2013 17:27	SS
75-00-3	Chloroethane	ND		ug/L	2.8	5.0	1	EPA 8260C	12/08/2013 09:39	12/08/2013 17:27	SS
67-66-3	Chloroform	ND		ug/L	0.42	5.0	1	EPA 8260C	12/08/2013 09:39	12/08/2013 17:27	SS
74-87-3	Chloromethane	ND		ug/L	0.41	5.0	1	EPA 8260C	12/08/2013 09:39	12/08/2013 17:27	SS
156-59-2	cis-1,2-Dichloroethylene	**32**		ug/L	0.43	5.0	1	EPA 8260C	12/08/2013 09:39	12/08/2013 17:27	SS
10061-01-5	cis-1,3-Dichloropropylene	ND		ug/L	0.41	5.0	1	EPA 8260C	12/08/2013 09:39	12/08/2013 17:27	SS
124-48-1	Dibromochloromethane	ND		ug/L	0.39	5.0	1	EPA 8260C	12/08/2013 09:39	12/08/2013 17:27	SS
74-95-3	Dibromomethane	ND		ug/L	0.58	5.0	1	EPA 8260C	12/08/2013 09:39	12/08/2013 17:27	SS
75-71-8	Dichlorodifluoromethane	ND		ug/L	0.35	5.0	1	EPA 8260C	12/08/2013 09:39	12/08/2013 17:27	SS
87-68-3	Hexachlorobutadiene	ND		ug/L	0.68	5.0	1	EPA 8260C	12/08/2013 09:39	12/08/2013 17:27	SS
75-09-2	Methylene chloride	ND		ug/L	2.4	10	1	EPA 8260C	12/08/2013 09:39	12/08/2013 17:27	SS
127-18-4	Tetrachloroethylene	ND		ug/L	0.41	5.0	1	EPA 8260C	12/08/2013 09:39	12/08/2013 17:27	SS

Sample Information

Client Sample ID: **MW-12** **York Sample ID:** **13L0028-03**

York Project (SDG) No.	Client Project ID	Matrix	Collection Date/Time	Date Received
13L0028	Sony	Water	November 26, 2013 11:10 am	11/27/2013

Volatile Organics, 8260 Halogenated List

Log-in Notes: **Sample Notes:**

Sample Prepared by Method: EPA 5030B

CAS No.	Parameter	Result	Flag	Units	MDL	RL	Dilution	Reference Method	Date/Time Prepared	Date/Time Analyzed	Analyst
156-60-5	trans-1,2-Dichloroethylene	ND		ug/L	0.52	5.0	1	EPA 8260C	12/08/2013 09:39	12/08/2013 17:27	SS
10061-02-6	trans-1,3-Dichloropropylene	ND		ug/L	0.67	5.0	1	EPA 8260C	12/08/2013 09:39	12/08/2013 17:27	SS
79-01-6	Trichloroethylene	**24**		ug/L	0.16	5.0	1	EPA 8260C	12/08/2013 09:39	12/08/2013 17:27	SS
75-69-4	Trichlorofluoromethane	ND		ug/L	0.54	5.0	1	EPA 8260C	12/08/2013 09:39	12/08/2013 17:27	SS
75-01-4	Vinyl Chloride	ND		ug/L	0.68	5.0	1	EPA 8260C	12/08/2013 09:39	12/08/2013 17:27	SS

	Surrogate Recoveries	Result	Acceptance Range
17060-07-0	*Surrogate: 1,2-Dichloroethane-d4*	*115 %*	*78-122*
460-00-4	*Surrogate: p-Bromofluorobenzene*	*107 %*	*87-112*
2037-26-5	*Surrogate: Toluene-d8*	*91.4 %*	*91-110*

Methane, Ethane & Ethylene

Log-in Notes: **Sample Notes:**

Sample Prepared by Method: Preparation for GC Analysis

CAS No.	Parameter	Result	Flag	Units	MDL	RL	Dilution	Reference Method	Date/Time Prepared	Date/Time Analyzed	Analyst
74-82-8	Methane	**120**		ug/L	10	10	1	GC/Headspace	12/05/2013 17:02	12/06/2013 10:10	JW
74-84-0	Ethane	ND		ug/L	10	10	1	GC/Headspace	12/05/2013 17:02	12/06/2013 10:10	JW
74-85-1	Ethylene (Ethene)	ND		ug/L	10	10	1	GC/Headspace	12/05/2013 17:02	12/06/2013 10:10	JW

Arsenic by EPA 6010

Log-in Notes: **Sample Notes:**

Sample Prepared by Method: EPA 3010A

CAS No.	Parameter	Result	Flag	Units	MDL	RL	Dilution	Reference Method	Date/Time Prepared	Date/Time Analyzed	Analyst
7440-38-2	Arsenic	ND		mg/L	0.00400	0.00400	1	EPA 6010C	12/03/2013 14:38	12/03/2013 17:41	MW

Barium by EPA 200.7

Log-in Notes: **Sample Notes:**

Sample Prepared by Method: EPA 3010A

CAS No.	Parameter	Result	Flag	Units	MDL	RL	Dilution	Reference Method	Date/Time Prepared	Date/Time Analyzed	Analyst
7440-39-3	Barium	**0.429**		mg/L	0.00240	0.0100	1	EPA 200.7	12/03/2013 14:38	12/03/2013 17:41	MW

Cadmium by EPA 200.7

Log-in Notes: **Sample Notes:**

Sample Prepared by Method: EPA 3010A

CAS No.	Parameter	Result	Flag	Units	MDL	RL	Dilution	Reference Method	Date/Time Prepared	Date/Time Analyzed	Analyst
7440-43-9	Cadmium	ND		mg/L	0.00250	0.00300	1	EPA 200.7	12/03/2013 14:38	12/03/2013 17:41	MW

Chromium by EPA 6010

Log-in Notes: **Sample Notes:**

Sample Prepared by Method: EPA 3010A

CAS No.	Parameter	Result	Flag	Units	MDL	RL	Dilution	Reference Method	Date/Time Prepared	Date/Time Analyzed	Analyst

Sample Information

Client Sample ID: **MW-12** **York Sample ID:** **13L0028-03**

York Project (SDG) No.	Client Project ID	Matrix	Collection Date/Time	Date Received
13L0028	Sony	Water	November 26, 2013 11:10 am	11/27/2013

Chromium by EPA 6010

Log-in Notes: **Sample Notes:**

Sample Prepared by Method: EPA 3010A

CAS No.	Parameter	Result	Flag	Units	MDL	RL	Dilution	Reference Method	Date/Time Prepared	Date/Time Analyzed	Analyst
7440-47-3	Chromium	ND		mg/L	0.00500	0.00500	1	EPA 6010C	12/03/2013 14:38	12/03/2013 17:41	MW

Copper by EPA 6010

Log-in Notes: **Sample Notes:**

Sample Prepared by Method: EPA 3010A

CAS No.	Parameter	Result	Flag	Units	MDL	RL	Dilution	Reference Method	Date/Time Prepared	Date/Time Analyzed	Analyst
7440-50-8	Copper	**0.00485**		mg/L	0.00300	0.00300	1	EPA 6010C	12/03/2013 14:38	12/03/2013 17:41	MW

Lead by EPA 200.7

Log-in Notes: **Sample Notes:**

Sample Prepared by Method: EPA 3010A

CAS No.	Parameter	Result	Flag	Units	MDL	RL	Dilution	Reference Method	Date/Time Prepared	Date/Time Analyzed	Analyst
7439-92-1	Lead	ND		mg/L	0.00130	0.00300	1	EPA 200.7	12/03/2013 14:38	12/03/2013 17:41	MW

Selenium by EPA 6010

Log-in Notes: **Sample Notes:**

Sample Prepared by Method: EPA 3010A

CAS No.	Parameter	Result	Flag	Units	MDL	RL	Dilution	Reference Method	Date/Time Prepared	Date/Time Analyzed	Analyst
7782-49-2	Selenium	**0.0158**		mg/L	0.0100	0.0100	1	EPA 6010C	12/03/2013 14:38	12/03/2013 17:41	MW

Chloride

Log-in Notes: **Sample Notes:**

Sample Prepared by Method: EPA 300

CAS No.	Parameter	Result	Flag	Units	MDL	RL	Dilution	Reference Method	Date/Time Prepared	Date/Time Analyzed	Analyst
16887-00-6	Chloride	**1480**		mg/L	0.690	5.00	10	EPA 300.0	12/06/2013 16:51	12/06/2013 17:09	AD

Chromium, Hexavalent

Log-in Notes: **Sample Notes:**

Sample Prepared by Method: Analysis Preparation

CAS No.	Parameter	Result	Flag	Units	MDL	RL	Dilution	Reference Method	Date/Time Prepared	Date/Time Analyzed	Analyst
18540-29-9	Chromium, Hexavalent	ND	HT-02	mg/L	0.00600	0.0100	1	EPA 7196A	11/27/2013 18:37	11/27/2013 18:37	SC

Sample Information

Client Sample ID: **MW-15S** **York Sample ID:** **13L0028-04**

York Project (SDG) No.	Client Project ID	Matrix	Collection Date/Time	Date Received
13L0028	Sony	Water	November 26, 2013 10:40 am	11/27/2013

Volatile Organics, 8260 Halogenated List

Log-in Notes: **Sample Notes:**

Sample Information

Client Sample ID: **MW-15S** **York Sample ID:** **13L0028-04**

York Project (SDG) No.	Client Project ID	Matrix	Collection Date/Time	Date Received
13L0028	Sony	Water	November 26, 2013 10:40 am	11/27/2013

Sample Prepared by Method: EPA 5030B

CAS No.	Parameter	Result	Flag	Units	MDL	RL	Dilution	Reference Method	Date/Time Prepared	Date/Time Analyzed	Analyst
630-20-6	1,1,1,2-Tetrachloroethane	ND		ug/L	0.32	5.0	1	EPA 8260C	12/08/2013 09:39	12/08/2013 18:03	SS
71-55-6	1,1,1-Trichloroethane	ND		ug/L	0.23	5.0	1	EPA 8260C	12/08/2013 09:39	12/08/2013 18:03	SS
79-34-5	1,1,2,2-Tetrachloroethane	ND		ug/L	0.59	5.0	1	EPA 8260C	12/08/2013 09:39	12/08/2013 18:03	SS
76-13-1	,1,2-Trichloro-1,2,2-trifluoroethane (Freon 113	ND		ug/L	0.34	5.0	1	EPA 8260C	12/08/2013 09:39	12/08/2013 18:03	SS
79-00-5	1,1,2-Trichloroethane	ND		ug/L	1.3	5.0	1	EPA 8260C	12/08/2013 09:39	12/08/2013 18:03	SS
75-34-3	1,1-Dichloroethane	ND		ug/L	0.42	5.0	1	EPA 8260C	12/08/2013 09:39	12/08/2013 18:03	SS
75-35-4	1,1-Dichloroethylene	ND		ug/L	0.52	5.0	1	EPA 8260C	12/08/2013 09:39	12/08/2013 18:03	SS
563-58-6	1,1-Dichloropropylene	ND		ug/L	0.26	5.0	1	EPA 8260C	12/08/2013 09:39	12/08/2013 18:03	SS
87-61-6	1,2,3-Trichlorobenzene	ND		ug/L	0.99	10	1	EPA 8260C	12/08/2013 09:39	12/08/2013 18:03	SS
96-18-4	1,2,3-Trichloropropane	ND		ug/L	0.73	5.0	1	EPA 8260C	12/08/2013 09:39	12/08/2013 18:03	SS
120-82-1	1,2,4-Trichlorobenzene	ND		ug/L	0.91	10	1	EPA 8260C	12/08/2013 09:39	12/08/2013 18:03	SS
96-12-8	1,2-Dibromo-3-chloropropane	ND		ug/L	0.98	10	1	EPA 8260C	12/08/2013 09:39	12/08/2013 18:03	SS
106-93-4	1,2-Dibromoethane	ND		ug/L	0.44	5.0	1	EPA 8260C	12/08/2013 09:39	12/08/2013 18:03	SS
95-50-1	1,2-Dichlorobenzene	ND		ug/L	0.40	5.0	1	EPA 8260C	12/08/2013 09:39	12/08/2013 18:03	SS
107-06-2	1,2-Dichloroethane	ND		ug/L	0.36	5.0	1	EPA 8260C	12/08/2013 09:39	12/08/2013 18:03	SS
78-87-5	1,2-Dichloropropane	ND		ug/L	0.23	5.0	1	EPA 8260C	12/08/2013 09:39	12/08/2013 18:03	SS
541-73-1	1,3-Dichlorobenzene	ND		ug/L	0.47	5.0	1	EPA 8260C	12/08/2013 09:39	12/08/2013 18:03	SS
142-28-9	1,3-Dichloropropane	ND		ug/L	0.55	5.0	1	EPA 8260C	12/08/2013 09:39	12/08/2013 18:03	SS
106-46-7	1,4-Dichlorobenzene	ND		ug/L	0.62	5.0	1	EPA 8260C	12/08/2013 09:39	12/08/2013 18:03	SS
594-20-7	2,2-Dichloropropane	ND		ug/L	0.42	5.0	1	EPA 8260C	12/08/2013 09:39	12/08/2013 18:03	SS
95-49-8	2-Chlorotoluene	ND		ug/L	0.43	5.0	1	EPA 8260C	12/08/2013 09:39	12/08/2013 18:03	SS
106-43-4	4-Chlorotoluene	ND		ug/L	0.31	5.0	1	EPA 8260C	12/08/2013 09:39	12/08/2013 18:03	SS
108-86-1	Bromobenzene	ND		ug/L	1.0	5.0	1	EPA 8260C	12/08/2013 09:39	12/08/2013 18:03	SS
74-97-5	Bromochloromethane	ND		ug/L	0.54	5.0	1	EPA 8260C	12/08/2013 09:39	12/08/2013 18:03	SS
75-27-4	Bromodichloromethane	ND		ug/L	0.41	5.0	1	EPA 8260C	12/08/2013 09:39	12/08/2013 18:03	SS
75-25-2	Bromoform	ND		ug/L	0.58	5.0	1	EPA 8260C	12/08/2013 09:39	12/08/2013 18:03	SS
74-83-9	Bromomethane	ND		ug/L	2.0	5.0	1	EPA 8260C	12/08/2013 09:39	12/08/2013 18:03	SS
56-23-5	Carbon tetrachloride	ND		ug/L	0.56	5.0	1	EPA 8260C	12/08/2013 09:39	12/08/2013 18:03	SS
108-90-7	Chlorobenzene	ND		ug/L	0.38	5.0	1	EPA 8260C	12/08/2013 09:39	12/08/2013 18:03	SS
75-00-3	Chloroethane	ND		ug/L	2.8	5.0	1	EPA 8260C	12/08/2013 09:39	12/08/2013 18:03	SS
67-66-3	Chloroform	ND		ug/L	0.42	5.0	1	EPA 8260C	12/08/2013 09:39	12/08/2013 18:03	SS
74-87-3	Chloromethane	ND		ug/L	0.41	5.0	1	EPA 8260C	12/08/2013 09:39	12/08/2013 18:03	SS

Sample Information

Client Sample ID: **MW-15S** **York Sample ID:** **13L0028-04**

York Project (SDG) No.	Client Project ID	Matrix	Collection Date/Time	Date Received
13L0028	Sony	Water	November 26, 2013 10:40 am	11/27/2013

Volatile Organics, 8260 Halogenated List

Log-in Notes: **Sample Notes:**

Sample Prepared by Method: EPA 5030B

CAS No.	Parameter	Result	Flag	Units	MDL	RL	Dilution	Reference Method	Date/Time Prepared	Date/Time Analyzed	Analyst
156-59-2	cis-1,2-Dichloroethylene	**2.3**	J	ug/L	0.43	5.0	1	EPA 8260C	12/08/2013 09:39	12/08/2013 18:03	SS
10061-01-5	cis-1,3-Dichloropropylene	ND		ug/L	0.41	5.0	1	EPA 8260C	12/08/2013 09:39	12/08/2013 18:03	SS
124-48-1	Dibromochloromethane	ND		ug/L	0.39	5.0	1	EPA 8260C	12/08/2013 09:39	12/08/2013 18:03	SS
74-95-3	Dibromomethane	ND		ug/L	0.58	5.0	1	EPA 8260C	12/08/2013 09:39	12/08/2013 18:03	SS
75-71-8	Dichlorodifluoromethane	ND		ug/L	0.35	5.0	1	EPA 8260C	12/08/2013 09:39	12/08/2013 18:03	SS
87-68-3	Hexachlorobutadiene	ND		ug/L	0.68	5.0	1	EPA 8260C	12/08/2013 09:39	12/08/2013 18:03	SS
75-09-2	Methylene chloride	**2.7**	J, B	ug/L	2.4	10	1	EPA 8260C	12/08/2013 09:39	12/08/2013 18:03	SS
127-18-4	Tetrachloroethylene	ND		ug/L	0.41	5.0	1	EPA 8260C	12/08/2013 09:39	12/08/2013 18:03	SS
156-60-5	trans-1,2-Dichloroethylene	ND		ug/L	0.52	5.0	1	EPA 8260C	12/08/2013 09:39	12/08/2013 18:03	SS
10061-02-6	trans-1,3-Dichloropropylene	ND		ug/L	0.67	5.0	1	EPA 8260C	12/08/2013 09:39	12/08/2013 18:03	SS
79-01-6	Trichloroethylene	**1.1**	J	ug/L	0.16	5.0	1	EPA 8260C	12/08/2013 09:39	12/08/2013 18:03	SS
75-69-4	Trichlorofluoromethane	ND		ug/L	0.54	5.0	1	EPA 8260C	12/08/2013 09:39	12/08/2013 18:03	SS
75-01-4	Vinyl Chloride	ND		ug/L	0.68	5.0	1	EPA 8260C	12/08/2013 09:39	12/08/2013 18:03	SS

	Surrogate Recoveries	Result	Acceptance Range
17060-07-0	*Surrogate: 1,2-Dichloroethane-d4*	*113 %*	*78-122*
460-00-4	*Surrogate: p-Bromofluorobenzene*	*101 %*	*87-112*
2037-26-5	*Surrogate: Toluene-d8*	*94.1 %*	*91-110*

Methane, Ethane & Ethylene

Log-in Notes: **Sample Notes:**

Sample Prepared by Method: Preparation for GC Analysis

CAS No.	Parameter	Result	Flag	Units	MDL	RL	Dilution	Reference Method	Date/Time Prepared	Date/Time Analyzed	Analyst
74-82-8	Methane	**310**		ug/L	10	10	1	GC/Headspace	12/05/2013 17:02	12/06/2013 10:10	JW
74-84-0	Ethane	ND		ug/L	10	10	1	GC/Headspace	12/05/2013 17:02	12/06/2013 10:10	JW
74-85-1	Ethylene (Ethene)	ND		ug/L	10	10	1	GC/Headspace	12/05/2013 17:02	12/06/2013 10:10	JW

Sample Information

Client Sample ID: **MW-16S** **York Sample ID:** **13L0028-05**

York Project (SDG) No.	Client Project ID	Matrix	Collection Date/Time	Date Received
13L0028	Sony	Water	November 26, 2013 10:15 am	11/27/2013

Volatile Organics, 8260 Halogenated List

Log-in Notes: **Sample Notes:**

Sample Information

Client Sample ID: **MW-16S** **York Sample ID:** **13L0028-05**

York Project (SDG) No.	Client Project ID	Matrix	Collection Date/Time	Date Received
13L0028	Sony	Water	November 26, 2013 10:15 am	11/27/2013

Sample Prepared by Method: EPA 5030B

CAS No.	Parameter	Result	Flag	Units	MDL	RL	Dilution	Reference Method	Date/Time Prepared	Date/Time Analyzed	Analyst
630-20-6	1,1,1,2-Tetrachloroethane	ND		ug/L	0.32	5.0	1	EPA 8260C	12/08/2013 09:39	12/08/2013 18:38	SS
71-55-6	1,1,1-Trichloroethane	ND		ug/L	0.23	5.0	1	EPA 8260C	12/08/2013 09:39	12/08/2013 18:38	SS
79-34-5	1,1,2,2-Tetrachloroethane	ND		ug/L	0.59	5.0	1	EPA 8260C	12/08/2013 09:39	12/08/2013 18:38	SS
76-13-1	,1,2-Trichloro-1,2,2-trifluoroethane (Freon 113	ND		ug/L	0.34	5.0	1	EPA 8260C	12/08/2013 09:39	12/08/2013 18:38	SS
79-00-5	1,1,2-Trichloroethane	ND		ug/L	1.3	5.0	1	EPA 8260C	12/08/2013 09:39	12/08/2013 18:38	SS
75-34-3	1,1-Dichloroethane	ND		ug/L	0.42	5.0	1	EPA 8260C	12/08/2013 09:39	12/08/2013 18:38	SS
75-35-4	1,1-Dichloroethylene	ND		ug/L	0.52	5.0	1	EPA 8260C	12/08/2013 09:39	12/08/2013 18:38	SS
563-58-6	1,1-Dichloropropylene	ND		ug/L	0.26	5.0	1	EPA 8260C	12/08/2013 09:39	12/08/2013 18:38	SS
87-61-6	1,2,3-Trichlorobenzene	ND		ug/L	0.99	10	1	EPA 8260C	12/08/2013 09:39	12/08/2013 18:38	SS
96-18-4	1,2,3-Trichloropropane	ND		ug/L	0.73	5.0	1	EPA 8260C	12/08/2013 09:39	12/08/2013 18:38	SS
120-82-1	1,2,4-Trichlorobenzene	ND		ug/L	0.91	10	1	EPA 8260C	12/08/2013 09:39	12/08/2013 18:38	SS
96-12-8	1,2-Dibromo-3-chloropropane	ND		ug/L	0.98	10	1	EPA 8260C	12/08/2013 09:39	12/08/2013 18:38	SS
106-93-4	1,2-Dibromoethane	ND		ug/L	0.44	5.0	1	EPA 8260C	12/08/2013 09:39	12/08/2013 18:38	SS
95-50-1	1,2-Dichlorobenzene	ND		ug/L	0.40	5.0	1	EPA 8260C	12/08/2013 09:39	12/08/2013 18:38	SS
107-06-2	1,2-Dichloroethane	ND		ug/L	0.36	5.0	1	EPA 8260C	12/08/2013 09:39	12/08/2013 18:38	SS
78-87-5	1,2-Dichloropropane	ND		ug/L	0.23	5.0	1	EPA 8260C	12/08/2013 09:39	12/08/2013 18:38	SS
541-73-1	1,3-Dichlorobenzene	ND		ug/L	0.47	5.0	1	EPA 8260C	12/08/2013 09:39	12/08/2013 18:38	SS
142-28-9	1,3-Dichloropropane	ND		ug/L	0.55	5.0	1	EPA 8260C	12/08/2013 09:39	12/08/2013 18:38	SS
106-46-7	1,4-Dichlorobenzene	ND		ug/L	0.62	5.0	1	EPA 8260C	12/08/2013 09:39	12/08/2013 18:38	SS
594-20-7	2,2-Dichloropropane	ND		ug/L	0.42	5.0	1	EPA 8260C	12/08/2013 09:39	12/08/2013 18:38	SS
95-49-8	2-Chlorotoluene	ND		ug/L	0.43	5.0	1	EPA 8260C	12/08/2013 09:39	12/08/2013 18:38	SS
106-43-4	4-Chlorotoluene	ND		ug/L	0.31	5.0	1	EPA 8260C	12/08/2013 09:39	12/08/2013 18:38	SS
108-86-1	Bromobenzene	ND		ug/L	1.0	5.0	1	EPA 8260C	12/08/2013 09:39	12/08/2013 18:38	SS
74-97-5	Bromochloromethane	ND		ug/L	0.54	5.0	1	EPA 8260C	12/08/2013 09:39	12/08/2013 18:38	SS
75-27-4	Bromodichloromethane	ND		ug/L	0.41	5.0	1	EPA 8260C	12/08/2013 09:39	12/08/2013 18:38	SS
75-25-2	Bromoform	ND		ug/L	0.58	5.0	1	EPA 8260C	12/08/2013 09:39	12/08/2013 18:38	SS
74-83-9	Bromomethane	ND		ug/L	2.0	5.0	1	EPA 8260C	12/08/2013 09:39	12/08/2013 18:38	SS
56-23-5	Carbon tetrachloride	ND		ug/L	0.56	5.0	1	EPA 8260C	12/08/2013 09:39	12/08/2013 18:38	SS
108-90-7	Chlorobenzene	ND		ug/L	0.38	5.0	1	EPA 8260C	12/08/2013 09:39	12/08/2013 18:38	SS
75-00-3	Chloroethane	ND		ug/L	2.8	5.0	1	EPA 8260C	12/08/2013 09:39	12/08/2013 18:38	SS
67-66-3	Chloroform	ND		ug/L	0.42	5.0	1	EPA 8260C	12/08/2013 09:39	12/08/2013 18:38	SS
74-87-3	Chloromethane	ND		ug/L	0.41	5.0	1	EPA 8260C	12/08/2013 09:39	12/08/2013 18:38	SS

Sample Information

Client Sample ID: **MW-16S** **York Sample ID:** **13L0028-05**

York Project (SDG) No.	Client Project ID	Matrix	Collection Date/Time	Date Received
13L0028	Sony	Water	November 26, 2013 10:15 am	11/27/2013

Volatile Organics, 8260 Halogenated List

Log-in Notes: **Sample Notes:**

Sample Prepared by Method: EPA 5030B

CAS No.	Parameter	Result	Flag	Units	MDL	RL	Dilution	Reference Method	Date/Time Prepared	Date/Time Analyzed	Analyst
156-59-2	cis-1,2-Dichloroethylene	**9.3**		ug/L	0.43	5.0	1	EPA 8260C	12/08/2013 09:39	12/08/2013 18:38	SS
10061-01-5	cis-1,3-Dichloropropylene	ND		ug/L	0.41	5.0	1	EPA 8260C	12/08/2013 09:39	12/08/2013 18:38	SS
124-48-1	Dibromochloromethane	ND		ug/L	0.39	5.0	1	EPA 8260C	12/08/2013 09:39	12/08/2013 18:38	SS
74-95-3	Dibromomethane	ND		ug/L	0.58	5.0	1	EPA 8260C	12/08/2013 09:39	12/08/2013 18:38	SS
75-71-8	Dichlorodifluoromethane	ND		ug/L	0.35	5.0	1	EPA 8260C	12/08/2013 09:39	12/08/2013 18:38	SS
87-68-3	Hexachlorobutadiene	ND		ug/L	0.68	5.0	1	EPA 8260C	12/08/2013 09:39	12/08/2013 18:38	SS
75-09-2	Methylene chloride	**2.6**	J, B	ug/L	2.4	10	1	EPA 8260C	12/08/2013 09:39	12/08/2013 18:38	SS
127-18-4	Tetrachloroethylene	ND		ug/L	0.41	5.0	1	EPA 8260C	12/08/2013 09:39	12/08/2013 18:38	SS
156-60-5	trans-1,2-Dichloroethylene	ND		ug/L	0.52	5.0	1	EPA 8260C	12/08/2013 09:39	12/08/2013 18:38	SS
10061-02-6	trans-1,3-Dichloropropylene	ND		ug/L	0.67	5.0	1	EPA 8260C	12/08/2013 09:39	12/08/2013 18:38	SS
79-01-6	Trichloroethylene	**51**		ug/L	0.16	5.0	1	EPA 8260C	12/08/2013 09:39	12/08/2013 18:38	SS
75-69-4	Trichlorofluoromethane	ND		ug/L	0.54	5.0	1	EPA 8260C	12/08/2013 09:39	12/08/2013 18:38	SS
75-01-4	Vinyl Chloride	ND		ug/L	0.68	5.0	1	EPA 8260C	12/08/2013 09:39	12/08/2013 18:38	SS

	Surrogate Recoveries	Result		Acceptance Range
17060-07-0	*Surrogate: 1,2-Dichloroethane-d4*	*119 %*		*78-122*
460-00-4	*Surrogate: p-Bromofluorobenzene*	*98.2 %*		*87-112*
2037-26-5	*Surrogate: Toluene-d8*	*90.6 %*	*S-08*	*91-110*

Methane, Ethane & Ethylene

Log-in Notes: **Sample Notes:**

Sample Prepared by Method: Preparation for GC Analysis

CAS No.	Parameter	Result	Flag	Units	MDL	RL	Dilution	Reference Method	Date/Time Prepared	Date/Time Analyzed	Analyst
74-82-8	Methane	**190**		ug/L	10	10	1	GC/Headspace	12/05/2013 17:02	12/06/2013 10:10	JW
74-84-0	Ethane	ND		ug/L	10	10	1	GC/Headspace	12/05/2013 17:02	12/06/2013 10:10	JW
74-85-1	Ethylene (Ethene)	ND		ug/L	10	10	1	GC/Headspace	12/05/2013 17:02	12/06/2013 10:10	JW

Sample Information

Client Sample ID: **MW-17S** **York Sample ID:** **13L0028-06**

York Project (SDG) No.	Client Project ID	Matrix	Collection Date/Time	Date Received
13L0028	Sony	Water	November 26, 2013 12:45 pm	11/27/2013

Volatile Organics, 8260 Halogenated List

Log-in Notes: **Sample Notes:**

Sample Information

Client Sample ID: **MW-17S** **York Sample ID:** **13L0028-06**

York Project (SDG) No.	Client Project ID	Matrix	Collection Date/Time	Date Received
13L0028	Sony	Water	November 26, 2013 12:45 pm	11/27/2013

Sample Prepared by Method: EPA 5030B

CAS No.	Parameter	Result	Flag	Units	MDL	RL	Dilution	Reference Method	Date/Time Prepared	Date/Time Analyzed	Analyst
630-20-6	1,1,1,2-Tetrachloroethane	ND		ug/L	32	500	100	EPA 8260C	12/09/2013 08:56	12/09/2013 17:00	SS
71-55-6	1,1,1-Trichloroethane	ND		ug/L	23	500	100	EPA 8260C	12/09/2013 08:56	12/09/2013 17:00	SS
79-34-5	1,1,2,2-Tetrachloroethane	ND		ug/L	59	500	100	EPA 8260C	12/09/2013 08:56	12/09/2013 17:00	SS
76-13-1	,1,2-Trichloro-1,2,2-trifluoroethane (Freon 113	ND		ug/L	34	500	100	EPA 8260C	12/09/2013 08:56	12/09/2013 17:00	SS
79-00-5	1,1,2-Trichloroethane	ND		ug/L	130	500	100	EPA 8260C	12/09/2013 08:56	12/09/2013 17:00	SS
75-34-3	1,1-Dichloroethane	ND		ug/L	42	500	100	EPA 8260C	12/09/2013 08:56	12/09/2013 17:00	SS
75-35-4	1,1-Dichloroethylene	ND		ug/L	52	500	100	EPA 8260C	12/09/2013 08:56	12/09/2013 17:00	SS
563-58-6	1,1-Dichloropropylene	ND		ug/L	26	500	100	EPA 8260C	12/09/2013 08:56	12/09/2013 17:00	SS
87-61-6	1,2,3-Trichlorobenzene	ND		ug/L	99	1000	100	EPA 8260C	12/09/2013 08:56	12/09/2013 17:00	SS
96-18-4	1,2,3-Trichloropropane	ND		ug/L	73	500	100	EPA 8260C	12/09/2013 08:56	12/09/2013 17:00	SS
120-82-1	1,2,4-Trichlorobenzene	ND		ug/L	91	1000	100	EPA 8260C	12/09/2013 08:56	12/09/2013 17:00	SS
96-12-8	1,2-Dibromo-3-chloropropane	ND		ug/L	98	1000	100	EPA 8260C	12/09/2013 08:56	12/09/2013 17:00	SS
106-93-4	1,2-Dibromoethane	ND		ug/L	44	500	100	EPA 8260C	12/09/2013 08:56	12/09/2013 17:00	SS
95-50-1	1,2-Dichlorobenzene	ND		ug/L	40	500	100	EPA 8260C	12/09/2013 08:56	12/09/2013 17:00	SS
107-06-2	1,2-Dichloroethane	ND		ug/L	36	500	100	EPA 8260C	12/09/2013 08:56	12/09/2013 17:00	SS
78-87-5	1,2-Dichloropropane	ND		ug/L	23	500	100	EPA 8260C	12/09/2013 08:56	12/09/2013 17:00	SS
541-73-1	1,3-Dichlorobenzene	ND		ug/L	47	500	100	EPA 8260C	12/09/2013 08:56	12/09/2013 17:00	SS
142-28-9	1,3-Dichloropropane	ND		ug/L	55	500	100	EPA 8260C	12/09/2013 08:56	12/09/2013 17:00	SS
106-46-7	1,4-Dichlorobenzene	ND		ug/L	62	500	100	EPA 8260C	12/09/2013 08:56	12/09/2013 17:00	SS
594-20-7	2,2-Dichloropropane	ND		ug/L	42	500	100	EPA 8260C	12/09/2013 08:56	12/09/2013 17:00	SS
95-49-8	2-Chlorotoluene	ND		ug/L	43	500	100	EPA 8260C	12/09/2013 08:56	12/09/2013 17:00	SS
106-43-4	4-Chlorotoluene	ND		ug/L	31	500	100	EPA 8260C	12/09/2013 08:56	12/09/2013 17:00	SS
108-86-1	Bromobenzene	ND		ug/L	100	500	100	EPA 8260C	12/09/2013 08:56	12/09/2013 17:00	SS
74-97-5	Bromochloromethane	ND		ug/L	54	500	100	EPA 8260C	12/09/2013 08:56	12/09/2013 17:00	SS
75-27-4	Bromodichloromethane	ND		ug/L	41	500	100	EPA 8260C	12/09/2013 08:56	12/09/2013 17:00	SS
75-25-2	Bromoform	ND		ug/L	58	500	100	EPA 8260C	12/09/2013 08:56	12/09/2013 17:00	SS
74-83-9	Bromomethane	ND		ug/L	200	500	100	EPA 8260C	12/09/2013 08:56	12/09/2013 17:00	SS
56-23-5	Carbon tetrachloride	ND		ug/L	56	500	100	EPA 8260C	12/09/2013 08:56	12/09/2013 17:00	SS
108-90-7	Chlorobenzene	ND		ug/L	38	500	100	EPA 8260C	12/09/2013 08:56	12/09/2013 17:00	SS
75-00-3	Chloroethane	ND		ug/L	280	500	100	EPA 8260C	12/09/2013 08:56	12/09/2013 17:00	SS
67-66-3	Chloroform	ND		ug/L	42	500	100	EPA 8260C	12/09/2013 08:56	12/09/2013 17:00	SS
74-87-3	Chloromethane	ND		ug/L	41	500	100	EPA 8260C	12/09/2013 08:56	12/09/2013 17:00	SS

Sample Information

Client Sample ID: **MW-17S** **York Sample ID:** **13L0028-06**

York Project (SDG) No.	Client Project ID	Matrix	Collection Date/Time	Date Received
13L0028	Sony	Water	November 26, 2013 12:45 pm	11/27/2013

Volatile Organics, 8260 Halogenated List

Log-in Notes: **Sample Notes:**

Sample Prepared by Method: EPA 5030B

CAS No.	Parameter	Result	Flag	Units	MDL	RL	Dilution	Reference Method	Date/Time Prepared	Date/Time Analyzed	Analyst
156-59-2	cis-1,2-Dichloroethylene	**260**	J	ug/L	43	500	100	EPA 8260C	12/09/2013 08:56	12/09/2013 17:00	SS
10061-01-5	cis-1,3-Dichloropropylene	ND		ug/L	41	500	100	EPA 8260C	12/09/2013 08:56	12/09/2013 17:00	SS
124-48-1	Dibromochloromethane	ND		ug/L	39	500	100	EPA 8260C	12/09/2013 08:56	12/09/2013 17:00	SS
74-95-3	Dibromomethane	ND		ug/L	58	500	100	EPA 8260C	12/09/2013 08:56	12/09/2013 17:00	SS
75-71-8	Dichlorodifluoromethane	ND		ug/L	35	500	100	EPA 8260C	12/09/2013 08:56	12/09/2013 17:00	SS
87-68-3	Hexachlorobutadiene	ND		ug/L	68	500	100	EPA 8260C	12/09/2013 08:56	12/09/2013 17:00	SS
75-09-2	Methylene chloride	ND		ug/L	240	1000	100	EPA 8260C	12/09/2013 08:56	12/09/2013 17:00	SS
127-18-4	Tetrachloroethylene	ND		ug/L	41	500	100	EPA 8260C	12/09/2013 08:56	12/09/2013 17:00	SS
156-60-5	trans-1,2-Dichloroethylene	ND		ug/L	52	500	100	EPA 8260C	12/09/2013 08:56	12/09/2013 17:00	SS
10061-02-6	trans-1,3-Dichloropropylene	ND		ug/L	67	500	100	EPA 8260C	12/09/2013 08:56	12/09/2013 17:00	SS
79-01-6	Trichloroethylene	**5300**		ug/L	16	500	100	EPA 8260C	12/09/2013 08:56	12/09/2013 17:00	SS
75-69-4	Trichlorofluoromethane	ND		ug/L	54	500	100	EPA 8260C	12/09/2013 08:56	12/09/2013 17:00	SS
75-01-4	Vinyl Chloride	ND		ug/L	68	500	100	EPA 8260C	12/09/2013 08:56	12/09/2013 17:00	SS

	Surrogate Recoveries	Result	Acceptance Range
17060-07-0	*Surrogate: 1,2-Dichloroethane-d4*	*110 %*	*78-122*
460-00-4	*Surrogate: p-Bromofluorobenzene*	*99.7 %*	*87-112*
2037-26-5	*Surrogate: Toluene-d8*	*95.2 %*	*91-110*

Methane, Ethane & Ethylene

Log-in Notes: **Sample Notes:**

Sample Prepared by Method: Preparation for GC Analysis

CAS No.	Parameter	Result	Flag	Units	MDL	RL	Dilution	Reference Method	Date/Time Prepared	Date/Time Analyzed	Analyst
74-82-8	Methane	**79**		ug/L	10	10	1	GC/Headspace	12/05/2013 17:02	12/06/2013 10:10	JW
74-84-0	Ethane	ND		ug/L	10	10	1	GC/Headspace	12/05/2013 17:02	12/06/2013 10:10	JW
74-85-1	Ethylene (Ethene)	ND		ug/L	10	10	1	GC/Headspace	12/05/2013 17:02	12/06/2013 10:10	JW

Arsenic by EPA 6010

Log-in Notes: **Sample Notes:**

Sample Prepared by Method: EPA 3010A

CAS No.	Parameter	Result	Flag	Units	MDL	RL	Dilution	Reference Method	Date/Time Prepared	Date/Time Analyzed	Analyst
7440-38-2	Arsenic	ND		mg/L	0.00400	0.00400	1	EPA 6010C	12/03/2013 14:38	12/03/2013 17:46	MW

Barium by EPA 200.7

Log-in Notes: **Sample Notes:**

Sample Prepared by Method: EPA 3010A

CAS No.	Parameter	Result	Flag	Units	MDL	RL	Dilution	Reference Method	Date/Time Prepared	Date/Time Analyzed	Analyst

Sample Information

Client Sample ID: **MW-17S** **York Sample ID:** **13L0028-06**

York Project (SDG) No.	Client Project ID	Matrix	Collection Date/Time	Date Received
13L0028	Sony	Water	November 26, 2013 12:45 pm	11/27/2013

Barium by EPA 200.7

Log-in Notes: **Sample Notes:**

Sample Prepared by Method: EPA 3010A

CAS No.	Parameter	Result	Flag	Units	MDL	RL	Dilution	Reference Method	Date/Time Prepared	Date/Time Analyzed	Analyst
7440-39-3	Barium	**0.409**		mg/L	0.00240	0.0100	1	EPA 200.7	12/03/2013 14:38	12/03/2013 17:46	MW

Cadmium by EPA 200.7

Log-in Notes: **Sample Notes:**

Sample Prepared by Method: EPA 3010A

CAS No.	Parameter	Result	Flag	Units	MDL	RL	Dilution	Reference Method	Date/Time Prepared	Date/Time Analyzed	Analyst
7440-43-9	Cadmium	ND		mg/L	0.00250	0.00300	1	EPA 200.7	12/03/2013 14:38	12/03/2013 17:46	MW

Chromium by EPA 6010

Log-in Notes: **Sample Notes:**

Sample Prepared by Method: EPA 3010A

CAS No.	Parameter	Result	Flag	Units	MDL	RL	Dilution	Reference Method	Date/Time Prepared	Date/Time Analyzed	Analyst
7440-47-3	Chromium	ND		mg/L	0.00500	0.00500	1	EPA 6010C	12/03/2013 14:38	12/03/2013 17:46	MW

Copper by EPA 6010

Log-in Notes: **Sample Notes:**

Sample Prepared by Method: EPA 3010A

CAS No.	Parameter	Result	Flag	Units	MDL	RL	Dilution	Reference Method	Date/Time Prepared	Date/Time Analyzed	Analyst
7440-50-8	Copper	**0.00441**		mg/L	0.00300	0.00300	1	EPA 6010C	12/03/2013 14:38	12/03/2013 17:46	MW

Lead by EPA 200.7

Log-in Notes: **Sample Notes:**

Sample Prepared by Method: EPA 3010A

CAS No.	Parameter	Result	Flag	Units	MDL	RL	Dilution	Reference Method	Date/Time Prepared	Date/Time Analyzed	Analyst
7439-92-1	Lead	ND		mg/L	0.00130	0.00300	1	EPA 200.7	12/03/2013 14:38	12/03/2013 17:46	MW

Selenium by EPA 6010

Log-in Notes: **Sample Notes:**

Sample Prepared by Method: EPA 3010A

CAS No.	Parameter	Result	Flag	Units	MDL	RL	Dilution	Reference Method	Date/Time Prepared	Date/Time Analyzed	Analyst
7782-49-2	Selenium	**0.0246**		mg/L	0.0100	0.0100	1	EPA 6010C	12/03/2013 14:38	12/03/2013 17:46	MW

Chloride

Log-in Notes: **Sample Notes:**

Sample Prepared by Method: EPA 300

CAS No.	Parameter	Result	Flag	Units	MDL	RL	Dilution	Reference Method	Date/Time Prepared	Date/Time Analyzed	Analyst
16887-00-6	Chloride	**1610**		mg/L	0.690	5.00	10	EPA 300.0	12/06/2013 16:51	12/06/2013 17:28	AD

Chromium, Hexavalent

Log-in Notes: **Sample Notes:**

Sample Prepared by Method: Analysis Preparation

CAS No.	Parameter	Result	Flag	Units	MDL	RL	Dilution	Reference Method	Date/Time Prepared	Date/Time Analyzed	Analyst
18540-29-9	Chromium, Hexavalent	ND	HT-02	mg/L	0.00600	0.0100	1	EPA 7196A	11/27/2013 18:37	11/27/2013 18:37	SC

Sample Information

Client Sample ID: **MW-17S** **York Sample ID:** **13L0028-06**

York Project (SDG) No.	Client Project ID	Matrix	Collection Date/Time	Date Received
13L0028	Sony	Water	November 26, 2013 12:45 pm	11/27/2013

Sample Information

Client Sample ID: **MW-17D** **York Sample ID:** **13L0028-07**

York Project (SDG) No.	Client Project ID	Matrix	Collection Date/Time	Date Received
13L0028	Sony	Water	November 26, 2013 1:20 pm	11/27/2013

Volatile Organics, 8260 Halogenated List **Log-in Notes:** **Sample Notes:**

Sample Prepared by Method: EPA 5030B

CAS No.	Parameter	Result	Flag	Units	MDL	RL	Dilution	Reference Method	Date/Time Prepared	Date/Time Analyzed	Analyst
630-20-6	1,1,1,2-Tetrachloroethane	ND		ug/L	65	1000	200	EPA 8260C	12/09/2013 08:56	12/09/2013 17:35	SS
71-55-6	1,1,1-Trichloroethane	ND		ug/L	45	1000	200	EPA 8260C	12/09/2013 08:56	12/09/2013 17:35	SS
79-34-5	1,1,2,2-Tetrachloroethane	ND		ug/L	120	1000	200	EPA 8260C	12/09/2013 08:56	12/09/2013 17:35	SS
76-13-1	,1,2-Trichloro-1,2,2-trifluoroethane (Freon 113	ND		ug/L	68	1000	200	EPA 8260C	12/09/2013 08:56	12/09/2013 17:35	SS
79-00-5	1,1,2-Trichloroethane	ND		ug/L	260	1000	200	EPA 8260C	12/09/2013 08:56	12/09/2013 17:35	SS
75-34-3	1,1-Dichloroethane	ND		ug/L	83	1000	200	EPA 8260C	12/09/2013 08:56	12/09/2013 17:35	SS
75-35-4	1,1-Dichloroethylene	ND		ug/L	100	1000	200	EPA 8260C	12/09/2013 08:56	12/09/2013 17:35	SS
563-58-6	1,1-Dichloropropylene	ND		ug/L	52	1000	200	EPA 8260C	12/09/2013 08:56	12/09/2013 17:35	SS
87-61-6	1,2,3-Trichlorobenzene	ND		ug/L	200	2000	200	EPA 8260C	12/09/2013 08:56	12/09/2013 17:35	SS
96-18-4	1,2,3-Trichloropropane	ND		ug/L	150	1000	200	EPA 8260C	12/09/2013 08:56	12/09/2013 17:35	SS
120-82-1	1,2,4-Trichlorobenzene	ND		ug/L	180	2000	200	EPA 8260C	12/09/2013 08:56	12/09/2013 17:35	SS
96-12-8	1,2-Dibromo-3-chloropropane	ND		ug/L	200	2000	200	EPA 8260C	12/09/2013 08:56	12/09/2013 17:35	SS
106-93-4	1,2-Dibromoethane	ND		ug/L	88	1000	200	EPA 8260C	12/09/2013 08:56	12/09/2013 17:35	SS
95-50-1	1,2-Dichlorobenzene	ND		ug/L	80	1000	200	EPA 8260C	12/09/2013 08:56	12/09/2013 17:35	SS
107-06-2	1,2-Dichloroethane	ND		ug/L	72	1000	200	EPA 8260C	12/09/2013 08:56	12/09/2013 17:35	SS
78-87-5	1,2-Dichloropropane	ND		ug/L	45	1000	200	EPA 8260C	12/09/2013 08:56	12/09/2013 17:35	SS
541-73-1	1,3-Dichlorobenzene	ND		ug/L	94	1000	200	EPA 8260C	12/09/2013 08:56	12/09/2013 17:35	SS
142-28-9	1,3-Dichloropropane	ND		ug/L	110	1000	200	EPA 8260C	12/09/2013 08:56	12/09/2013 17:35	SS
106-46-7	1,4-Dichlorobenzene	ND		ug/L	120	1000	200	EPA 8260C	12/09/2013 08:56	12/09/2013 17:35	SS
594-20-7	2,2-Dichloropropane	ND		ug/L	85	1000	200	EPA 8260C	12/09/2013 08:56	12/09/2013 17:35	SS
95-49-8	2-Chlorotoluene	ND		ug/L	87	1000	200	EPA 8260C	12/09/2013 08:56	12/09/2013 17:35	SS
106-43-4	4-Chlorotoluene	ND		ug/L	62	1000	200	EPA 8260C	12/09/2013 08:56	12/09/2013 17:35	SS
108-86-1	Bromobenzene	ND		ug/L	200	1000	200	EPA 8260C	12/09/2013 08:56	12/09/2013 17:35	SS
74-97-5	Bromochloromethane	ND		ug/L	110	1000	200	EPA 8260C	12/09/2013 08:56	12/09/2013 17:35	SS

Sample Information

Client Sample ID: **MW-17D** **York Sample ID:** **13L0028-07**

York Project (SDG) No.	Client Project ID	Matrix	Collection Date/Time	Date Received
13L0028	Sony	Water	November 26, 2013 1:20 pm	11/27/2013

Volatile Organics, 8260 Halogenated List **Log-in Notes:** **Sample Notes:**

Sample Prepared by Method: EPA 5030B

CAS No.	Parameter	Result	Flag	Units	MDL	RL	Dilution	Reference Method	Date/Time Prepared	Date/Time Analyzed	Analyst
75-27-4	Bromodichloromethane	ND		ug/L	81	1000	200	EPA 8260C	12/09/2013 08:56	12/09/2013 17:35	SS
75-25-2	Bromoform	ND		ug/L	120	1000	200	EPA 8260C	12/09/2013 08:56	12/09/2013 17:35	SS
74-83-9	Bromomethane	ND		ug/L	390	1000	200	EPA 8260C	12/09/2013 08:56	12/09/2013 17:35	SS
56-23-5	Carbon tetrachloride	**400**	J	ug/L	110	1000	200	EPA 8260C	12/09/2013 08:56	12/09/2013 17:35	SS
108-90-7	Chlorobenzene	ND		ug/L	76	1000	200	EPA 8260C	12/09/2013 08:56	12/09/2013 17:35	SS
75-00-3	Chloroethane	ND		ug/L	560	1000	200	EPA 8260C	12/09/2013 08:56	12/09/2013 17:35	SS
67-66-3	Chloroform	ND		ug/L	84	1000	200	EPA 8260C	12/09/2013 08:56	12/09/2013 17:35	SS
74-87-3	Chloromethane	ND		ug/L	83	1000	200	EPA 8260C	12/09/2013 08:56	12/09/2013 17:35	SS
156-59-2	cis-1,2-Dichloroethylene	**160**	J	ug/L	86	1000	200	EPA 8260C	12/09/2013 08:56	12/09/2013 17:35	SS
10061-01-5	cis-1,3-Dichloropropylene	ND		ug/L	82	1000	200	EPA 8260C	12/09/2013 08:56	12/09/2013 17:35	SS
124-48-1	Dibromochloromethane	ND		ug/L	78	1000	200	EPA 8260C	12/09/2013 08:56	12/09/2013 17:35	SS
74-95-3	Dibromomethane	ND		ug/L	120	1000	200	EPA 8260C	12/09/2013 08:56	12/09/2013 17:35	SS
75-71-8	Dichlorodifluoromethane	ND		ug/L	71	1000	200	EPA 8260C	12/09/2013 08:56	12/09/2013 17:35	SS
87-68-3	Hexachlorobutadiene	ND		ug/L	140	1000	200	EPA 8260C	12/09/2013 08:56	12/09/2013 17:35	SS
75-09-2	Methylene chloride	ND		ug/L	480	2000	200	EPA 8260C	12/09/2013 08:56	12/09/2013 17:35	SS
127-18-4	Tetrachloroethylene	ND		ug/L	81	1000	200	EPA 8260C	12/09/2013 08:56	12/09/2013 17:35	SS
156-60-5	trans-1,2-Dichloroethylene	ND		ug/L	100	1000	200	EPA 8260C	12/09/2013 08:56	12/09/2013 17:35	SS
10061-02-6	trans-1,3-Dichloropropylene	ND		ug/L	130	1000	200	EPA 8260C	12/09/2013 08:56	12/09/2013 17:35	SS
79-01-6	Trichloroethylene	**13000**		ug/L	33	1000	200	EPA 8260C	12/09/2013 08:56	12/09/2013 17:35	SS
75-69-4	Trichlorofluoromethane	ND		ug/L	110	1000	200	EPA 8260C	12/09/2013 08:56	12/09/2013 17:35	SS
75-01-4	Vinyl Chloride	ND		ug/L	140	1000	200	EPA 8260C	12/09/2013 08:56	12/09/2013 17:35	SS

	Surrogate Recoveries	Result	Acceptance Range
17060-07-0	*Surrogate: 1,2-Dichloroethane-d4*	*107 %*	*78-122*
460-00-4	*Surrogate: p-Bromofluorobenzene*	*99.2 %*	*87-112*
2037-26-5	*Surrogate: Toluene-d8*	*94.6 %*	*91-110*

Sample Information

Client Sample ID: **MW-17D** **York Sample ID:** **13L0028-07**

York Project (SDG) No.	Client Project ID	Matrix	Collection Date/Time	Date Received
13L0028	Sony	Water	November 26, 2013 1:20 pm	11/27/2013

Methane, Ethane & Ethylene

Log-in Notes: **Sample Notes:**

Sample Prepared by Method: Preparation for GC Analysis

CAS No.	Parameter	Result	Flag	Units	MDL	RL	Dilution	Reference Method	Date/Time Prepared	Date/Time Analyzed	Analyst
74-82-8	Methane	**25**		ug/L	10	10	1	GC/Headspace	12/05/2013 17:02	12/06/2013 10:10	JW
74-84-0	Ethane	ND		ug/L	10	10	1	GC/Headspace	12/05/2013 17:02	12/06/2013 10:10	JW
74-85-1	Ethylene (Ethene)	ND		ug/L	10	10	1	GC/Headspace	12/05/2013 17:02	12/06/2013 10:10	JW

Arsenic by EPA 6010

Log-in Notes: **Sample Notes:**

Sample Prepared by Method: EPA 3010A

CAS No.	Parameter	Result	Flag	Units	MDL	RL	Dilution	Reference Method	Date/Time Prepared	Date/Time Analyzed	Analyst
7440-38-2	Arsenic	ND		mg/L	0.00400	0.00400	1	EPA 6010C	12/03/2013 14:38	12/03/2013 18:17	MW

Barium by EPA 200.7

Log-in Notes: **Sample Notes:**

Sample Prepared by Method: EPA 3010A

CAS No.	Parameter	Result	Flag	Units	MDL	RL	Dilution	Reference Method	Date/Time Prepared	Date/Time Analyzed	Analyst
7440-39-3	Barium	**0.336**		mg/L	0.00240	0.0100	1	EPA 200.7	12/03/2013 14:38	12/03/2013 18:17	MW

Cadmium by EPA 200.7

Log-in Notes: **Sample Notes:**

Sample Prepared by Method: EPA 3010A

CAS No.	Parameter	Result	Flag	Units	MDL	RL	Dilution	Reference Method	Date/Time Prepared	Date/Time Analyzed	Analyst
7440-43-9	Cadmium	ND		mg/L	0.00250	0.00300	1	EPA 200.7	12/03/2013 14:38	12/03/2013 18:17	MW

Chromium by EPA 6010

Log-in Notes: **Sample Notes:**

Sample Prepared by Method: EPA 3010A

CAS No.	Parameter	Result	Flag	Units	MDL	RL	Dilution	Reference Method	Date/Time Prepared	Date/Time Analyzed	Analyst
7440-47-3	Chromium	ND		mg/L	0.00500	0.00500	1	EPA 6010C	12/03/2013 14:38	12/03/2013 18:17	MW

Copper by EPA 6010

Log-in Notes: **Sample Notes:**

Sample Prepared by Method: EPA 3010A

CAS No.	Parameter	Result	Flag	Units	MDL	RL	Dilution	Reference Method	Date/Time Prepared	Date/Time Analyzed	Analyst
7440-50-8	Copper	**0.00408**		mg/L	0.00300	0.00300	1	EPA 6010C	12/03/2013 14:38	12/03/2013 18:17	MW

Lead by EPA 200.7

Log-in Notes: **Sample Notes:**

Sample Prepared by Method: EPA 3010A

CAS No.	Parameter	Result	Flag	Units	MDL	RL	Dilution	Reference Method	Date/Time Prepared	Date/Time Analyzed	Analyst
7439-92-1	Lead	ND		mg/L	0.00130	0.00300	1	EPA 200.7	12/03/2013 14:38	12/03/2013 18:17	MW

Selenium by EPA 6010

Log-in Notes: **Sample Notes:**

Sample Information

Client Sample ID: **MW-17D** **York Sample ID:** **13L0028-07**

York Project (SDG) No.	Client Project ID	Matrix	Collection Date/Time	Date Received
13L0028	Sony	Water	November 26, 2013 1:20 pm	11/27/2013

Sample Prepared by Method: EPA 3010A

CAS No.	Parameter	Result	Flag	Units	MDL	RL	Dilution	Reference Method	Date/Time Prepared	Date/Time Analyzed	Analyst
7782-49-2	Selenium	**0.0129**		mg/L	0.0100	0.0100	1	EPA 6010C	12/03/2013 14:38	12/03/2013 18:17	MW

Chloride

Log-in Notes: **Sample Notes:**

Sample Prepared by Method: EPA 300

CAS No.	Parameter	Result	Flag	Units	MDL	RL	Dilution	Reference Method	Date/Time Prepared	Date/Time Analyzed	Analyst
16887-00-6	Chloride	**938**		mg/L	0.690	5.00	10	EPA 300.0	12/06/2013 16:51	12/06/2013 17:47	AD

Chromium, Hexavalent

Log-in Notes: **Sample Notes:**

Sample Prepared by Method: Analysis Preparation

CAS No.	Parameter	Result	Flag	Units	MDL	RL	Dilution	Reference Method	Date/Time Prepared	Date/Time Analyzed	Analyst
18540-29-9	Chromium, Hexavalent	ND	HT-02	mg/L	0.00600	0.0100	1	EPA 7196A	11/27/2013 18:37	11/27/2013 18:37	SC

Sample Information

Client Sample ID: **MW-20** **York Sample ID:** **13L0028-08**

York Project (SDG) No.	Client Project ID	Matrix	Collection Date/Time	Date Received
13L0028	Sony	Water	November 26, 2013 9:40 am	11/27/2013

Volatile Organics, 8260 Halogenated List

Log-in Notes: **Sample Notes:**

Sample Prepared by Method: EPA 5030B

CAS No.	Parameter	Result	Flag	Units	MDL	RL	Dilution	Reference Method	Date/Time Prepared	Date/Time Analyzed	Analyst
630-20-6	1,1,1,2-Tetrachloroethane	ND		ug/L	3.2	50	10	EPA 8260C	12/09/2013 08:56	12/09/2013 18:10	SS
71-55-6	1,1,1-Trichloroethane	ND		ug/L	2.3	50	10	EPA 8260C	12/09/2013 08:56	12/09/2013 18:10	SS
79-34-5	1,1,2,2-Tetrachloroethane	ND		ug/L	5.9	50	10	EPA 8260C	12/09/2013 08:56	12/09/2013 18:10	SS
76-13-1	,1,2-Trichloro-1,2,2-trifluoroethane (Freon 113	ND		ug/L	3.4	50	10	EPA 8260C	12/09/2013 08:56	12/09/2013 18:10	SS
79-00-5	1,1,2-Trichloroethane	ND		ug/L	13	50	10	EPA 8260C	12/09/2013 08:56	12/09/2013 18:10	SS
75-34-3	1,1-Dichloroethane	ND		ug/L	4.2	50	10	EPA 8260C	12/09/2013 08:56	12/09/2013 18:10	SS
75-35-4	1,1-Dichloroethylene	ND		ug/L	5.2	50	10	EPA 8260C	12/09/2013 08:56	12/09/2013 18:10	SS
563-58-6	1,1-Dichloropropylene	ND		ug/L	2.6	50	10	EPA 8260C	12/09/2013 08:56	12/09/2013 18:10	SS
87-61-6	1,2,3-Trichlorobenzene	ND		ug/L	9.9	100	10	EPA 8260C	12/09/2013 08:56	12/09/2013 18:10	SS
96-18-4	1,2,3-Trichloropropane	ND		ug/L	7.3	50	10	EPA 8260C	12/09/2013 08:56	12/09/2013 18:10	SS
120-82-1	1,2,4-Trichlorobenzene	ND		ug/L	9.1	100	10	EPA 8260C	12/09/2013 08:56	12/09/2013 18:10	SS
96-12-8	1,2-Dibromo-3-chloropropane	ND		ug/L	9.8	100	10	EPA 8260C	12/09/2013 08:56	12/09/2013 18:10	SS

Sample Information

Client Sample ID: **MW-20** **York Sample ID:** **13L0028-08**

York Project (SDG) No.	Client Project ID	Matrix	Collection Date/Time	Date Received
13L0028	Sony	Water	November 26, 2013 9:40 am	11/27/2013

Volatile Organics, 8260 Halogenated List **Log-in Notes:** **Sample Notes:**

Sample Prepared by Method: EPA 5030B

CAS No.	Parameter	Result	Flag	Units	MDL	RL	Dilution	Reference Method	Date/Time Prepared	Date/Time Analyzed	Analyst
106-93-4	1,2-Dibromoethane	ND		ug/L	4.4	50	10	EPA 8260C	12/09/2013 08:56	12/09/2013 18:10	SS
95-50-1	1,2-Dichlorobenzene	ND		ug/L	4.0	50	10	EPA 8260C	12/09/2013 08:56	12/09/2013 18:10	SS
107-06-2	1,2-Dichloroethane	ND		ug/L	3.6	50	10	EPA 8260C	12/09/2013 08:56	12/09/2013 18:10	SS
78-87-5	1,2-Dichloropropane	ND		ug/L	2.3	50	10	EPA 8260C	12/09/2013 08:56	12/09/2013 18:10	SS
541-73-1	1,3-Dichlorobenzene	ND		ug/L	4.7	50	10	EPA 8260C	12/09/2013 08:56	12/09/2013 18:10	SS
142-28-9	1,3-Dichloropropane	ND		ug/L	5.5	50	10	EPA 8260C	12/09/2013 08:56	12/09/2013 18:10	SS
106-46-7	1,4-Dichlorobenzene	ND		ug/L	6.2	50	10	EPA 8260C	12/09/2013 08:56	12/09/2013 18:10	SS
594-20-7	2,2-Dichloropropane	ND		ug/L	4.2	50	10	EPA 8260C	12/09/2013 08:56	12/09/2013 18:10	SS
95-49-8	2-Chlorotoluene	ND		ug/L	4.3	50	10	EPA 8260C	12/09/2013 08:56	12/09/2013 18:10	SS
106-43-4	4-Chlorotoluene	ND		ug/L	3.1	50	10	EPA 8260C	12/09/2013 08:56	12/09/2013 18:10	SS
108-86-1	Bromobenzene	ND		ug/L	10	50	10	EPA 8260C	12/09/2013 08:56	12/09/2013 18:10	SS
74-97-5	Bromochloromethane	ND		ug/L	5.4	50	10	EPA 8260C	12/09/2013 08:56	12/09/2013 18:10	SS
75-27-4	Bromodichloromethane	ND		ug/L	4.1	50	10	EPA 8260C	12/09/2013 08:56	12/09/2013 18:10	SS
75-25-2	Bromoform	ND		ug/L	5.8	50	10	EPA 8260C	12/09/2013 08:56	12/09/2013 18:10	SS
74-83-9	Bromomethane	ND		ug/L	20	50	10	EPA 8260C	12/09/2013 08:56	12/09/2013 18:10	SS
56-23-5	Carbon tetrachloride	**53**		ug/L	5.6	50	10	EPA 8260C	12/09/2013 08:56	12/09/2013 18:10	SS
108-90-7	Chlorobenzene	ND		ug/L	3.8	50	10	EPA 8260C	12/09/2013 08:56	12/09/2013 18:10	SS
75-00-3	Chloroethane	ND		ug/L	28	50	10	EPA 8260C	12/09/2013 08:56	12/09/2013 18:10	SS
67-66-3	Chloroform	ND		ug/L	4.2	50	10	EPA 8260C	12/09/2013 08:56	12/09/2013 18:10	SS
74-87-3	Chloromethane	ND		ug/L	4.1	50	10	EPA 8260C	12/09/2013 08:56	12/09/2013 18:10	SS
156-59-2	cis-1,2-Dichloroethylene	ND		ug/L	4.3	50	10	EPA 8260C	12/09/2013 08:56	12/09/2013 18:10	SS
10061-01-5	cis-1,3-Dichloropropylene	ND		ug/L	4.1	50	10	EPA 8260C	12/09/2013 08:56	12/09/2013 18:10	SS
124-48-1	Dibromochloromethane	ND		ug/L	3.9	50	10	EPA 8260C	12/09/2013 08:56	12/09/2013 18:10	SS
74-95-3	Dibromomethane	ND		ug/L	5.8	50	10	EPA 8260C	12/09/2013 08:56	12/09/2013 18:10	SS
75-71-8	Dichlorodifluoromethane	ND		ug/L	3.5	50	10	EPA 8260C	12/09/2013 08:56	12/09/2013 18:10	SS
87-68-3	Hexachlorobutadiene	ND		ug/L	6.8	50	10	EPA 8260C	12/09/2013 08:56	12/09/2013 18:10	SS
75-09-2	Methylene chloride	ND		ug/L	24	100	10	EPA 8260C	12/09/2013 08:56	12/09/2013 18:10	SS
127-18-4	Tetrachloroethylene	**11**	J	ug/L	4.1	50	10	EPA 8260C	12/09/2013 08:56	12/09/2013 18:10	SS
156-60-5	trans-1,2-Dichloroethylene	ND		ug/L	5.2	50	10	EPA 8260C	12/09/2013 08:56	12/09/2013 18:10	SS
10061-02-6	trans-1,3-Dichloropropylene	ND		ug/L	6.7	50	10	EPA 8260C	12/09/2013 08:56	12/09/2013 18:10	SS
79-01-6	Trichloroethylene	**300**		ug/L	1.6	50	10	EPA 8260C	12/09/2013 08:56	12/09/2013 18:10	SS
75-69-4	Trichlorofluoromethane	ND		ug/L	5.4	50	10	EPA 8260C	12/09/2013 08:56	12/09/2013 18:10	SS

Sample Information

Client Sample ID: **MW-20** **York Sample ID:** **13L0028-08**

York Project (SDG) No.	Client Project ID	Matrix	Collection Date/Time	Date Received
13L0028	Sony	Water	November 26, 2013 9:40 am	11/27/2013

Volatile Organics, 8260 Halogenated List

Log-in Notes: **Sample Notes:**

Sample Prepared by Method: EPA 5030B

CAS No.	Parameter	Result	Flag	Units	MDL	RL	Dilution	Reference Method	Date/Time Prepared	Date/Time Analyzed	Analyst
75-01-4	Vinyl Chloride	ND		ug/L	6.8	50	10	EPA 8260C	12/09/2013 08:56	12/09/2013 18:10	SS

	Surrogate Recoveries	Result	Acceptance Range
17060-07-0	*Surrogate: 1,2-Dichloroethane-d4*	*107 %*	*78-122*
460-00-4	*Surrogate: p-Bromofluorobenzene*	*99.8 %*	*87-112*
2037-26-5	*Surrogate: Toluene-d8*	*91.5 %*	*91-110*

Methane, Ethane & Ethylene

Log-in Notes: **Sample Notes:**

Sample Prepared by Method: Preparation for GC Analysis

CAS No.	Parameter	Result	Flag	Units	MDL	RL	Dilution	Reference Method	Date/Time Prepared	Date/Time Analyzed	Analyst
74-82-8	Methane	ND		ug/L	10	10	1	GC/Headspace	12/05/2013 17:02	12/06/2013 10:10	JW
74-84-0	Ethane	ND		ug/L	10	10	1	GC/Headspace	12/05/2013 17:02	12/06/2013 10:10	JW
74-85-1	Ethylene (Ethene)	ND		ug/L	10	10	1	GC/Headspace	12/05/2013 17:02	12/06/2013 10:10	JW

Sample Information

Client Sample ID: **MW-21** **York Sample ID:** **13L0028-09**

York Project (SDG) No.	Client Project ID	Matrix	Collection Date/Time	Date Received
13L0028	Sony	Water	November 26, 2013 12:10 pm	11/27/2013

Volatile Organics, 8260 Halogenated List

Log-in Notes: **Sample Notes:** **HT-01**

Sample Prepared by Method: EPA 5030B

CAS No.	Parameter	Result	Flag	Units	MDL	RL	Dilution	Reference Method	Date/Time Prepared	Date/Time Analyzed	Analyst
630-20-6	1,1,1,2-Tetrachloroethane	ND		ug/L	0.32	5.0	1	EPA 8260C	12/12/2013 13:26	12/11/2013 17:22	BK
71-55-6	1,1,1-Trichloroethane	ND		ug/L	0.23	5.0	1	EPA 8260C	12/12/2013 13:26	12/11/2013 17:22	BK
79-34-5	1,1,2,2-Tetrachloroethane	ND		ug/L	0.59	5.0	1	EPA 8260C	12/12/2013 13:26	12/11/2013 17:22	BK
76-13-1	,1,2-Trichloro-1,2,2-trifluoroethane (Freon 113	ND		ug/L	0.34	5.0	1	EPA 8260C	12/12/2013 13:26	12/11/2013 17:22	BK
79-00-5	1,1,2-Trichloroethane	ND		ug/L	1.3	5.0	1	EPA 8260C	12/12/2013 13:26	12/11/2013 17:22	BK
75-34-3	1,1-Dichloroethane	ND		ug/L	0.42	5.0	1	EPA 8260C	12/12/2013 13:26	12/11/2013 17:22	BK
75-35-4	1,1-Dichloroethylene	ND		ug/L	0.52	5.0	1	EPA 8260C	12/12/2013 13:26	12/11/2013 17:22	BK
563-58-6	1,1-Dichloropropylene	ND		ug/L	0.26	5.0	1	EPA 8260C	12/12/2013 13:26	12/11/2013 17:22	BK
87-61-6	1,2,3-Trichlorobenzene	ND		ug/L	0.99	10	1	EPA 8260C	12/12/2013 13:26	12/11/2013 17:22	BK
96-18-4	1,2,3-Trichloropropane	ND		ug/L	0.73	5.0	1	EPA 8260C	12/12/2013 13:26	12/11/2013 17:22	BK

Sample Information

Client Sample ID: **MW-21** **York Sample ID:** **13L0028-09**

York Project (SDG) No.	Client Project ID	Matrix	Collection Date/Time	Date Received
13L0028	Sony	Water	November 26, 2013 12:10 pm	11/27/2013

Volatile Organics, 8260 Halogenated List **Log-in Notes:** **Sample Notes:** **HT-01**

Sample Prepared by Method: EPA 5030B

CAS No.	Parameter	Result	Flag	Units	MDL	RL	Dilution	Reference Method	Date/Time Prepared	Date/Time Analyzed	Analyst
120-82-1	1,2,4-Trichlorobenzene	ND		ug/L	0.91	10	1	EPA 8260C	12/12/2013 13:26	12/11/2013 17:22	BK
96-12-8	1,2-Dibromo-3-chloropropane	ND		ug/L	0.98	10	1	EPA 8260C	12/12/2013 13:26	12/11/2013 17:22	BK
106-93-4	1,2-Dibromoethane	ND		ug/L	0.44	5.0	1	EPA 8260C	12/12/2013 13:26	12/11/2013 17:22	BK
95-50-1	1,2-Dichlorobenzene	ND		ug/L	0.40	5.0	1	EPA 8260C	12/12/2013 13:26	12/11/2013 17:22	BK
107-06-2	1,2-Dichloroethane	ND		ug/L	0.36	5.0	1	EPA 8260C	12/12/2013 13:26	12/11/2013 17:22	BK
78-87-5	1,2-Dichloropropane	ND		ug/L	0.23	5.0	1	EPA 8260C	12/12/2013 13:26	12/11/2013 17:22	BK
541-73-1	1,3-Dichlorobenzene	ND		ug/L	0.47	5.0	1	EPA 8260C	12/12/2013 13:26	12/11/2013 17:22	BK
142-28-9	1,3-Dichloropropane	ND		ug/L	0.55	5.0	1	EPA 8260C	12/12/2013 13:26	12/11/2013 17:22	BK
106-46-7	1,4-Dichlorobenzene	ND		ug/L	0.62	5.0	1	EPA 8260C	12/12/2013 13:26	12/11/2013 17:22	BK
594-20-7	2,2-Dichloropropane	ND		ug/L	0.42	5.0	1	EPA 8260C	12/12/2013 13:26	12/11/2013 17:22	BK
95-49-8	2-Chlorotoluene	ND		ug/L	0.43	5.0	1	EPA 8260C	12/12/2013 13:26	12/11/2013 17:22	BK
106-43-4	4-Chlorotoluene	ND		ug/L	0.31	5.0	1	EPA 8260C	12/12/2013 13:26	12/11/2013 17:22	BK
108-86-1	Bromobenzene	ND		ug/L	1.0	5.0	1	EPA 8260C	12/12/2013 13:26	12/11/2013 17:22	BK
74-97-5	Bromochloromethane	ND		ug/L	0.54	5.0	1	EPA 8260C	12/12/2013 13:26	12/11/2013 17:22	BK
75-27-4	Bromodichloromethane	ND		ug/L	0.41	5.0	1	EPA 8260C	12/12/2013 13:26	12/11/2013 17:22	BK
75-25-2	Bromoform	ND		ug/L	0.58	5.0	1	EPA 8260C	12/12/2013 13:26	12/11/2013 17:22	BK
74-83-9	Bromomethane	ND		ug/L	2.0	5.0	1	EPA 8260C	12/12/2013 13:26	12/11/2013 17:22	BK
56-23-5	Carbon tetrachloride	ND		ug/L	0.56	5.0	1	EPA 8260C	12/12/2013 13:26	12/11/2013 17:22	BK
108-90-7	Chlorobenzene	ND		ug/L	0.38	5.0	1	EPA 8260C	12/12/2013 13:26	12/11/2013 17:22	BK
75-00-3	Chloroethane	ND		ug/L	2.8	5.0	1	EPA 8260C	12/12/2013 13:26	12/11/2013 17:22	BK
67-66-3	Chloroform	ND		ug/L	0.42	5.0	1	EPA 8260C	12/12/2013 13:26	12/11/2013 17:22	BK
74-87-3	Chloromethane	ND		ug/L	0.41	5.0	1	EPA 8260C	12/12/2013 13:26	12/11/2013 17:22	BK
156-59-2	cis-1,2-Dichloroethylene	ND		ug/L	0.43	5.0	1	EPA 8260C	12/12/2013 13:26	12/11/2013 17:22	BK
10061-01-5	cis-1,3-Dichloropropylene	ND		ug/L	0.41	5.0	1	EPA 8260C	12/12/2013 13:26	12/11/2013 17:22	BK
124-48-1	Dibromochloromethane	ND		ug/L	0.39	5.0	1	EPA 8260C	12/12/2013 13:26	12/11/2013 17:22	BK
74-95-3	Dibromomethane	ND		ug/L	0.58	5.0	1	EPA 8260C	12/12/2013 13:26	12/11/2013 17:22	BK
75-71-8	Dichlorodifluoromethane	ND		ug/L	0.35	5.0	1	EPA 8260C	12/12/2013 13:26	12/11/2013 17:22	BK
87-68-3	Hexachlorobutadiene	ND		ug/L	0.68	5.0	1	EPA 8260C	12/12/2013 13:26	12/11/2013 17:22	BK
75-09-2	Methylene chloride	ND		ug/L	2.4	10	1	EPA 8260C	12/12/2013 13:26	12/11/2013 17:22	BK
127-18-4	Tetrachloroethylene	ND		ug/L	0.41	5.0	1	EPA 8260C	12/12/2013 13:26	12/11/2013 17:22	BK
156-60-5	trans-1,2-Dichloroethylene	ND		ug/L	0.52	5.0	1	EPA 8260C	12/12/2013 13:26	12/11/2013 17:22	BK

Sample Information

Client Sample ID: **MW-21** **York Sample ID:** **13L0028-09**

York Project (SDG) No.	Client Project ID	Matrix	Collection Date/Time	Date Received
13L0028	Sony	Water	November 26, 2013 12:10 pm	11/27/2013

Volatile Organics, 8260 Halogenated List

Log-in Notes: **Sample Notes:** **HT-01**

Sample Prepared by Method: EPA 5030B

CAS No.	Parameter	Result	Flag	Units	MDL	RL	Dilution	Reference Method	Date/Time Prepared	Date/Time Analyzed	Analyst
10061-02-6	trans-1,3-Dichloropropylene	ND		ug/L	0.67	5.0	1	EPA 8260C	12/12/2013 13:26	12/11/2013 17:22	BK
79-01-6	Trichloroethylene	ND		ug/L	0.16	5.0	1	EPA 8260C	12/12/2013 13:26	12/11/2013 17:22	BK
75-69-4	Trichlorofluoromethane	ND		ug/L	0.54	5.0	1	EPA 8260C	12/12/2013 13:26	12/11/2013 17:22	BK
75-01-4	Vinyl Chloride	ND		ug/L	0.68	5.0	1	EPA 8260C	12/12/2013 13:26	12/11/2013 17:22	BK

	Surrogate Recoveries	Result	Acceptance Range
17060-07-0	*Surrogate: 1,2-Dichloroethane-d4*	*99.3 %*	*78-122*
460-00-4	*Surrogate: p-Bromofluorobenzene*	*89.2 %*	*87-112*
2037-26-5	*Surrogate: Toluene-d8*	*97.2 %*	*91-110*

Methane, Ethane & Ethylene

Log-in Notes: **Sample Notes:**

Sample Prepared by Method: Preparation for GC Analysis

CAS No.	Parameter	Result	Flag	Units	MDL	RL	Dilution	Reference Method	Date/Time Prepared	Date/Time Analyzed	Analyst
74-82-8	Methane	ND		ug/L	10	10	1	GC/Headspace	12/05/2013 17:02	12/06/2013 10:10	JW
74-84-0	Ethane	ND		ug/L	10	10	1	GC/Headspace	12/05/2013 17:02	12/06/2013 10:10	JW
74-85-1	Ethylene (Ethene)	ND		ug/L	10	10	1	GC/Headspace	12/05/2013 17:02	12/06/2013 10:10	JW

Arsenic by EPA 6010

Log-in Notes: **Sample Notes:**

Sample Prepared by Method: EPA 3010A

CAS No.	Parameter	Result	Flag	Units	MDL	RL	Dilution	Reference Method	Date/Time Prepared	Date/Time Analyzed	Analyst
7440-38-2	Arsenic	ND		mg/L	0.00400	0.00400	1	EPA 6010C	12/03/2013 14:38	12/03/2013 18:23	MW

Barium by EPA 200.7

Log-in Notes: **Sample Notes:**

Sample Prepared by Method: EPA 3010A

CAS No.	Parameter	Result	Flag	Units	MDL	RL	Dilution	Reference Method	Date/Time Prepared	Date/Time Analyzed	Analyst
7440-39-3	Barium	**0.0307**		mg/L	0.00240	0.0100	1	EPA 200.7	12/03/2013 14:38	12/03/2013 18:23	MW

Cadmium by EPA 200.7

Log-in Notes: **Sample Notes:**

Sample Prepared by Method: EPA 3010A

CAS No.	Parameter	Result	Flag	Units	MDL	RL	Dilution	Reference Method	Date/Time Prepared	Date/Time Analyzed	Analyst
7440-43-9	Cadmium	ND		mg/L	0.00250	0.00300	1	EPA 200.7	12/03/2013 14:38	12/03/2013 18:23	MW

Chromium by EPA 6010

Log-in Notes: **Sample Notes:**

Sample Prepared by Method: EPA 3010A

CAS No.	Parameter	Result	Flag	Units	MDL	RL	Dilution	Reference Method	Date/Time Prepared	Date/Time Analyzed	Analyst
7440-47-3	Chromium	ND		mg/L	0.00500	0.00500	1	EPA 6010C	12/03/2013 14:38	12/03/2013 18:23	MW

Sample Information

Client Sample ID: MW-21 **York Sample ID:** 13L0028-09

York Project (SDG) No.	Client Project ID	Matrix	Collection Date/Time	Date Received
13L0028	Sony	Water	November 26, 2013 12:10 pm	11/27/2013

Copper by EPA 6010

Log-in Notes: **Sample Notes:**

Sample Prepared by Method: EPA 3010A

CAS No.	Parameter	Result	Flag	Units	MDL	RL	Dilution	Reference Method	Date/Time Prepared	Date/Time Analyzed	Analyst
7440-50-8	Copper	**0.0153**		mg/L	0.00300	0.00300	1	EPA 6010C	12/03/2013 14:38	12/03/2013 18:23	MW

Lead by EPA 200.7

Log-in Notes: **Sample Notes:**

Sample Prepared by Method: EPA 3010A

CAS No.	Parameter	Result	Flag	Units	MDL	RL	Dilution	Reference Method	Date/Time Prepared	Date/Time Analyzed	Analyst
7439-92-1	Lead	ND		mg/L	0.00130	0.00300	1	EPA 200.7	12/03/2013 14:38	12/03/2013 18:23	MW

Selenium by EPA 6010

Log-in Notes: **Sample Notes:**

Sample Prepared by Method: EPA 3010A

CAS No.	Parameter	Result	Flag	Units	MDL	RL	Dilution	Reference Method	Date/Time Prepared	Date/Time Analyzed	Analyst
7782-49-2	Selenium	ND		mg/L	0.0100	0.0100	1	EPA 6010C	12/03/2013 14:38	12/03/2013 18:23	MW

Chloride

Log-in Notes: **Sample Notes:**

Sample Prepared by Method: EPA 300

CAS No.	Parameter	Result	Flag	Units	MDL	RL	Dilution	Reference Method	Date/Time Prepared	Date/Time Analyzed	Analyst
16887-00-6	Chloride	**22.0**		mg/L	0.690	5.00	10	EPA 300.0	12/06/2013 16:51	12/06/2013 21:01	AD

Chromium, Hexavalent

Log-in Notes: **Sample Notes:**

Sample Prepared by Method: Analysis Preparation

CAS No.	Parameter	Result	Flag	Units	MDL	RL	Dilution	Reference Method	Date/Time Prepared	Date/Time Analyzed	Analyst
18540-29-9	Chromium, Hexavalent	ND	HT-02	mg/L	0.00600	0.0100	1	EPA 7196A	11/27/2013 18:37	11/27/2013 18:37	SC

Sample Information

Client Sample ID: MW-22 **York Sample ID:** 13L0028-10

York Project (SDG) No.	Client Project ID	Matrix	Collection Date/Time	Date Received
13L0028	Sony	Water	November 26, 2013 2:00 pm	11/27/2013

Volatile Organics, 8260 Halogenated List

Log-in Notes: **Sample Notes:**

Sample Prepared by Method: EPA 5030B

CAS No.	Parameter	Result	Flag	Units	MDL	RL	Dilution	Reference Method	Date/Time Prepared	Date/Time Analyzed	Analyst
630-20-6	1,1,1,2-Tetrachloroethane	ND		ug/L	0.32	5.0	1	EPA 8260C	12/09/2013 08:56	12/09/2013 18:45	SS
71-55-6	1,1,1-Trichloroethane	ND		ug/L	0.23	5.0	1	EPA 8260C	12/09/2013 08:56	12/09/2013 18:45	SS

Sample Information

Client Sample ID: **MW-22** **York Sample ID:** **13L0028-10**

York Project (SDG) No.	Client Project ID	Matrix	Collection Date/Time	Date Received
13L0028	Sony	Water	November 26, 2013 2:00 pm	11/27/2013

Volatile Organics, 8260 Halogenated List **Log-in Notes:** **Sample Notes:**

Sample Prepared by Method: EPA 5030B

CAS No.	Parameter	Result	Flag	Units	MDL	RL	Dilution	Reference Method	Date/Time Prepared	Date/Time Analyzed	Analyst
79-34-5	1,1,2,2-Tetrachloroethane	ND		ug/L	0.59	5.0	1	EPA 8260C	12/09/2013 08:56	12/09/2013 18:45	SS
76-13-1	,1,2-Trichloro-1,2,2-trifluoroethane (Freon 113	ND		ug/L	0.34	5.0	1	EPA 8260C	12/09/2013 08:56	12/09/2013 18:45	SS
79-00-5	1,1,2-Trichloroethane	ND		ug/L	1.3	5.0	1	EPA 8260C	12/09/2013 08:56	12/09/2013 18:45	SS
75-34-3	1,1-Dichloroethane	ND		ug/L	0.42	5.0	1	EPA 8260C	12/09/2013 08:56	12/09/2013 18:45	SS
75-35-4	1,1-Dichloroethylene	ND		ug/L	0.52	5.0	1	EPA 8260C	12/09/2013 08:56	12/09/2013 18:45	SS
563-58-6	1,1-Dichloropropylene	ND		ug/L	0.26	5.0	1	EPA 8260C	12/09/2013 08:56	12/09/2013 18:45	SS
87-61-6	1,2,3-Trichlorobenzene	ND		ug/L	0.99	10	1	EPA 8260C	12/09/2013 08:56	12/09/2013 18:45	SS
96-18-4	1,2,3-Trichloropropane	ND		ug/L	0.73	5.0	1	EPA 8260C	12/09/2013 08:56	12/09/2013 18:45	SS
120-82-1	1,2,4-Trichlorobenzene	ND		ug/L	0.91	10	1	EPA 8260C	12/09/2013 08:56	12/09/2013 18:45	SS
96-12-8	1,2-Dibromo-3-chloropropane	ND		ug/L	0.98	10	1	EPA 8260C	12/09/2013 08:56	12/09/2013 18:45	SS
106-93-4	1,2-Dibromoethane	ND		ug/L	0.44	5.0	1	EPA 8260C	12/09/2013 08:56	12/09/2013 18:45	SS
95-50-1	1,2-Dichlorobenzene	ND		ug/L	0.40	5.0	1	EPA 8260C	12/09/2013 08:56	12/09/2013 18:45	SS
107-06-2	1,2-Dichloroethane	ND		ug/L	0.36	5.0	1	EPA 8260C	12/09/2013 08:56	12/09/2013 18:45	SS
78-87-5	1,2-Dichloropropane	ND		ug/L	0.23	5.0	1	EPA 8260C	12/09/2013 08:56	12/09/2013 18:45	SS
541-73-1	1,3-Dichlorobenzene	ND		ug/L	0.47	5.0	1	EPA 8260C	12/09/2013 08:56	12/09/2013 18:45	SS
142-28-9	1,3-Dichloropropane	ND		ug/L	0.55	5.0	1	EPA 8260C	12/09/2013 08:56	12/09/2013 18:45	SS
106-46-7	1,4-Dichlorobenzene	ND		ug/L	0.62	5.0	1	EPA 8260C	12/09/2013 08:56	12/09/2013 18:45	SS
594-20-7	2,2-Dichloropropane	ND		ug/L	0.42	5.0	1	EPA 8260C	12/09/2013 08:56	12/09/2013 18:45	SS
95-49-8	2-Chlorotoluene	ND		ug/L	0.43	5.0	1	EPA 8260C	12/09/2013 08:56	12/09/2013 18:45	SS
106-43-4	4-Chlorotoluene	ND		ug/L	0.31	5.0	1	EPA 8260C	12/09/2013 08:56	12/09/2013 18:45	SS
108-86-1	Bromobenzene	ND		ug/L	1.0	5.0	1	EPA 8260C	12/09/2013 08:56	12/09/2013 18:45	SS
74-97-5	Bromochloromethane	ND		ug/L	0.54	5.0	1	EPA 8260C	12/09/2013 08:56	12/09/2013 18:45	SS
75-27-4	Bromodichloromethane	ND		ug/L	0.41	5.0	1	EPA 8260C	12/09/2013 08:56	12/09/2013 18:45	SS
75-25-2	Bromoform	ND		ug/L	0.58	5.0	1	EPA 8260C	12/09/2013 08:56	12/09/2013 18:45	SS
74-83-9	Bromomethane	ND		ug/L	2.0	5.0	1	EPA 8260C	12/09/2013 08:56	12/09/2013 18:45	SS
56-23-5	Carbon tetrachloride	ND		ug/L	0.56	5.0	1	EPA 8260C	12/09/2013 08:56	12/09/2013 18:45	SS
108-90-7	Chlorobenzene	ND		ug/L	0.38	5.0	1	EPA 8260C	12/09/2013 08:56	12/09/2013 18:45	SS
75-00-3	Chloroethane	ND		ug/L	2.8	5.0	1	EPA 8260C	12/09/2013 08:56	12/09/2013 18:45	SS
67-66-3	Chloroform	**21**		ug/L	0.42	5.0	1	EPA 8260C	12/09/2013 08:56	12/09/2013 18:45	SS
74-87-3	Chloromethane	ND		ug/L	0.41	5.0	1	EPA 8260C	12/09/2013 08:56	12/09/2013 18:45	SS
156-59-2	cis-1,2-Dichloroethylene	ND		ug/L	0.43	5.0	1	EPA 8260C	12/09/2013 08:56	12/09/2013 18:45	SS

Sample Information

Client Sample ID: **MW-22** **York Sample ID:** **13L0028-10**

York Project (SDG) No.	Client Project ID	Matrix	Collection Date/Time	Date Received
13L0028	Sony	Water	November 26, 2013 2:00 pm	11/27/2013

Volatile Organics, 8260 Halogenated List

Log-in Notes: **Sample Notes:**

Sample Prepared by Method: EPA 5030B

CAS No.	Parameter	Result	Flag	Units	MDL	RL	Dilution	Reference Method	Date/Time Prepared	Date/Time Analyzed	Analyst
10061-01-5	cis-1,3-Dichloropropylene	ND		ug/L	0.41	5.0	1	EPA 8260C	12/09/2013 08:56	12/09/2013 18:45	SS
124-48-1	Dibromochloromethane	ND		ug/L	0.39	5.0	1	EPA 8260C	12/09/2013 08:56	12/09/2013 18:45	SS
74-95-3	Dibromomethane	ND		ug/L	0.58	5.0	1	EPA 8260C	12/09/2013 08:56	12/09/2013 18:45	SS
75-71-8	Dichlorodifluoromethane	ND		ug/L	0.35	5.0	1	EPA 8260C	12/09/2013 08:56	12/09/2013 18:45	SS
87-68-3	Hexachlorobutadiene	ND		ug/L	0.68	5.0	1	EPA 8260C	12/09/2013 08:56	12/09/2013 18:45	SS
75-09-2	Methylene chloride	ND		ug/L	2.4	10	1	EPA 8260C	12/09/2013 08:56	12/09/2013 18:45	SS
127-18-4	Tetrachloroethylene	ND		ug/L	0.41	5.0	1	EPA 8260C	12/09/2013 08:56	12/09/2013 18:45	SS
156-60-5	trans-1,2-Dichloroethylene	ND		ug/L	0.52	5.0	1	EPA 8260C	12/09/2013 08:56	12/09/2013 18:45	SS
10061-02-6	trans-1,3-Dichloropropylene	ND		ug/L	0.67	5.0	1	EPA 8260C	12/09/2013 08:56	12/09/2013 18:45	SS
79-01-6	Trichloroethylene	**30**		ug/L	0.16	5.0	1	EPA 8260C	12/09/2013 08:56	12/09/2013 18:45	SS
75-69-4	Trichlorofluoromethane	ND		ug/L	0.54	5.0	1	EPA 8260C	12/09/2013 08:56	12/09/2013 18:45	SS
75-01-4	Vinyl Chloride	ND		ug/L	0.68	5.0	1	EPA 8260C	12/09/2013 08:56	12/09/2013 18:45	SS

	Surrogate Recoveries	Result	Acceptance Range
17060-07-0	*Surrogate: 1,2-Dichloroethane-d4*	*111 %*	*78-122*
460-00-4	*Surrogate: p-Bromofluorobenzene*	*99.7 %*	*87-112*
2037-26-5	*Surrogate: Toluene-d8*	*93.1 %*	*91-110*

Methane, Ethane & Ethylene

Log-in Notes: **Sample Notes:**

Sample Prepared by Method: Preparation for GC Analysis

CAS No.	Parameter	Result	Flag	Units	MDL	RL	Dilution	Reference Method	Date/Time Prepared	Date/Time Analyzed	Analyst
74-82-8	Methane	ND		ug/L	10	10	1	GC/Headspace	12/05/2013 17:02	12/06/2013 10:10	JW
74-84-0	Ethane	ND		ug/L	10	10	1	GC/Headspace	12/05/2013 17:02	12/06/2013 10:10	JW
74-85-1	Ethylene (Ethene)	ND		ug/L	10	10	1	GC/Headspace	12/05/2013 17:02	12/06/2013 10:10	JW

Arsenic by EPA 6010

Log-in Notes: **Sample Notes:**

Sample Prepared by Method: EPA 3010A

CAS No.	Parameter	Result	Flag	Units	MDL	RL	Dilution	Reference Method	Date/Time Prepared	Date/Time Analyzed	Analyst
7440-38-2	Arsenic	ND		mg/L	0.00400	0.00400	1	EPA 6010C	12/03/2013 14:38	12/03/2013 18:28	MW

Barium by EPA 200.7

Log-in Notes: **Sample Notes:**

Sample Prepared by Method: EPA 3010A

CAS No.	Parameter	Result	Flag	Units	MDL	RL	Dilution	Reference Method	Date/Time Prepared	Date/Time Analyzed	Analyst
7440-39-3	Barium	**0.0338**		mg/L	0.00240	0.0100	1	EPA 200.7	12/03/2013 14:38	12/03/2013 18:28	MW

Sample Information

Client Sample ID: **MW-22** **York Sample ID:** **13L0028-10**

York Project (SDG) No.	Client Project ID	Matrix	Collection Date/Time	Date Received
13L0028	Sony	Water	November 26, 2013 2:00 pm	11/27/2013

Cadmium by EPA 200.7

Log-in Notes: **Sample Notes:**

Sample Prepared by Method: EPA 3010A

CAS No.	Parameter	Result	Flag	Units	MDL	RL	Dilution	Reference Method	Date/Time Prepared	Date/Time Analyzed	Analyst
7440-43-9	Cadmium	ND		mg/L	0.00250	0.00300	1	EPA 200.7	12/03/2013 14:38	12/03/2013 18:28	MW

Chromium by EPA 6010

Log-in Notes: **Sample Notes:**

Sample Prepared by Method: EPA 3010A

CAS No.	Parameter	Result	Flag	Units	MDL	RL	Dilution	Reference Method	Date/Time Prepared	Date/Time Analyzed	Analyst
7440-47-3	Chromium	ND		mg/L	0.00500	0.00500	1	EPA 6010C	12/03/2013 14:38	12/03/2013 18:28	MW

Copper by EPA 6010

Log-in Notes: **Sample Notes:**

Sample Prepared by Method: EPA 3010A

CAS No.	Parameter	Result	Flag	Units	MDL	RL	Dilution	Reference Method	Date/Time Prepared	Date/Time Analyzed	Analyst
7440-50-8	Copper	ND		mg/L	0.00300	0.00300	1	EPA 6010C	12/03/2013 14:38	12/03/2013 18:28	MW

Lead by EPA 200.7

Log-in Notes: **Sample Notes:**

Sample Prepared by Method: EPA 3010A

CAS No.	Parameter	Result	Flag	Units	MDL	RL	Dilution	Reference Method	Date/Time Prepared	Date/Time Analyzed	Analyst
7439-92-1	Lead	ND		mg/L	0.00130	0.00300	1	EPA 200.7	12/03/2013 14:38	12/03/2013 18:28	MW

Selenium by EPA 6010

Log-in Notes: **Sample Notes:**

Sample Prepared by Method: EPA 3010A

CAS No.	Parameter	Result	Flag	Units	MDL	RL	Dilution	Reference Method	Date/Time Prepared	Date/Time Analyzed	Analyst
7782-49-2	Selenium	ND		mg/L	0.0100	0.0100	1	EPA 6010C	12/03/2013 14:38	12/03/2013 18:28	MW

Chloride

Log-in Notes: **Sample Notes:**

Sample Prepared by Method: EPA 300

CAS No.	Parameter	Result	Flag	Units	MDL	RL	Dilution	Reference Method	Date/Time Prepared	Date/Time Analyzed	Analyst
16887-00-6	Chloride	**226**		mg/L	0.690	5.00	10	EPA 300.0	12/06/2013 16:51	12/06/2013 21:20	AD

Chromium, Hexavalent

Log-in Notes: **Sample Notes:**

Sample Prepared by Method: Analysis Preparation

CAS No.	Parameter	Result	Flag	Units	MDL	RL	Dilution	Reference Method	Date/Time Prepared	Date/Time Analyzed	Analyst
18540-29-9	Chromium, Hexavalent	ND	HT-02	mg/L	0.00600	0.0100	1	EPA 7196A	11/27/2013 18:37	11/27/2013 18:37	SC

Analytical Batch Summary

Batch ID: BL30084 **Preparation Method:** Analysis Preparation **Prepared By:** SC

YORK Sample ID	Client Sample ID	Preparation Date
13L0028-03	MW-12	11/27/13
13L0028-06	MW-17S	11/27/13
13L0028-07	MW-17D	11/27/13
13L0028-09	MW-21	11/27/13
13L0028-10	MW-22	11/27/13
BL30084-BLK1	Blank	11/27/13
BL30084-BS1	LCS	11/27/13
BL30084-DUP1	Duplicate	11/27/13
BL30084-MS1	Matrix Spike	11/27/13

Batch ID: BL30156 **Preparation Method:** EPA 3010A **Prepared By:** MW

YORK Sample ID	Client Sample ID	Preparation Date
13L0028-03	MW-12	12/03/13
13L0028-06	MW-17S	12/03/13
13L0028-07	MW-17D	12/03/13
13L0028-09	MW-21	12/03/13
13L0028-10	MW-22	12/03/13
BL30156-BLK1	Blank	12/03/13
BL30156-DUP1	Duplicate	12/03/13
BL30156-MS1	Matrix Spike	12/03/13
BL30156-SRM1	Reference	12/03/13

Batch ID: BL30328 **Preparation Method:** Preparation for GC Analysis **Prepared By:** JW

YORK Sample ID	Client Sample ID	Preparation Date
13L0028-03	MW-12	12/05/13
13L0028-04	MW-15S	12/05/13
13L0028-05	MW-16S	12/05/13
13L0028-06	MW-17S	12/05/13
13L0028-07	MW-17D	12/05/13
13L0028-08	MW-20	12/05/13
13L0028-09	MW-21	12/05/13
13L0028-10	MW-22	12/05/13
BL30328-BLK1	Blank	12/05/13
BL30328-DUP1	Duplicate	12/05/13

Batch ID: BL30415 **Preparation Method:** EPA 300 **Prepared By:** AD

YORK Sample ID	Client Sample ID	Preparation Date
13L0028-03	MW-12	12/06/13
13L0028-06	MW-17S	12/06/13
13L0028-07	MW-17D	12/06/13
13L0028-09	MW-21	12/06/13

13L0028-10	MW-22	12/06/13
BL30415-BLK1	Blank	12/06/13
BL30415-BS1	LCS	12/06/13
BL30415-SRM1	Reference	12/06/13

Batch ID: BL30458 **Preparation Method:** EPA 5030B **Prepared By:** BGS

YORK Sample ID	Client Sample ID	Preparation Date
13L0028-01	Trip Blank	12/08/13
13L0028-02	Field Blank	12/08/13
13L0028-03	MW-12	12/08/13
13L0028-04	MW-15S	12/08/13
13L0028-05	MW-16S	12/08/13
BL30458-BLK1	Blank	12/08/13
BL30458-BS1	LCS	12/08/13
BL30458-BSD1	LCS Dup	12/08/13

Batch ID: BL30503 **Preparation Method:** EPA 5030B **Prepared By:** BGS

YORK Sample ID	Client Sample ID	Preparation Date
13L0028-06	MW-17S	12/09/13
13L0028-07	MW-17D	12/09/13
13L0028-08	MW-20	12/09/13
13L0028-10	MW-22	12/09/13
BL30503-BLK1	Blank	12/09/13
BL30503-BS1	LCS	12/09/13
BL30503-BSD1	LCS Dup	12/09/13
BL30503-DUP1	Duplicate	12/09/13

Batch ID: BL30631 **Preparation Method:** EPA 5030B **Prepared By:** BK

YORK Sample ID	Client Sample ID	Preparation Date
13L0028-09	MW-21	12/12/13
BL30631-BLK1	Blank	12/11/13
BL30631-BS1	LCS	12/11/13
BL30631-BSD1	LCS Dup	12/11/13

Volatile Organic Compounds by GC/MS - Quality Control Data

York Analytical Laboratories, Inc.

Analyte	Result	Reporting Limit	Units	Spike Level	Source* Result	%REC	%REC Limits	Flag	RPD	RPD Limit	Flag
Batch BL30458 - EPA 5030B											
Blank (BL30458-BLK1)								Prepared & Analyzed: 12/08/2013			
1,1,1,2-Tetrachloroethane	ND	5.0	ug/L								
1,1,1-Trichloroethane	ND	5.0	"								
1,1,2,2-Tetrachloroethane	ND	5.0	"								
1,1,2-Trichloro-1,2,2-trifluoroethane (Freon 113)	ND	5.0	"								
1,1,2-Trichloroethane	ND	5.0	"								
1,1-Dichloroethane	ND	5.0	"								
1,1-Dichloroethylene	ND	5.0	"								
1,1-Dichloropropylene	ND	5.0	"								
1,2,3-Trichlorobenzene	ND	10	"								
1,2,3-Trichloropropane	ND	5.0	"								
1,2,4-Trichlorobenzene	ND	10	"								
1,2-Dibromo-3-chloropropane	ND	10	"								
1,2-Dibromoethane	ND	5.0	"								
1,2-Dichlorobenzene	ND	5.0	"								
1,2-Dichloroethane	ND	5.0	"								
1,2-Dichloropropane	ND	5.0	"								
1,3-Dichlorobenzene	ND	5.0	"								
1,3-Dichloropropane	ND	5.0	"								
1,4-Dichlorobenzene	ND	5.0	"								
2,2-Dichloropropane	ND	5.0	"								
2-Chlorotoluene	ND	5.0	"								
4-Chlorotoluene	ND	5.0	"								
Bromobenzene	ND	5.0	"								
Bromochloromethane	ND	5.0	"								
Bromodichloromethane	ND	5.0	"								
Bromoform	ND	5.0	"								
Bromomethane	ND	5.0	"								
Carbon tetrachloride	ND	5.0	"								
Chlorobenzene	ND	5.0	"								
Chloroethane	ND	5.0	"								
Chloroform	ND	5.0	"								
Chloromethane	ND	5.0	"								
cis-1,2-Dichloroethylene	ND	5.0	"								
cis-1,3-Dichloropropylene	ND	5.0	"								
Dibromochloromethane	ND	5.0	"								
Dibromomethane	ND	5.0	"								
Dichlorodifluoromethane	ND	5.0	"								
Hexachlorobutadiene	ND	5.0	"								
Methylene chloride	3.2	10	"								
Tetrachloroethylene	ND	5.0	"								
trans-1,2-Dichloroethylene	ND	5.0	"								
trans-1,3-Dichloropropylene	ND	5.0	"								
Trichloroethylene	ND	5.0	"								
Trichlorofluoromethane	ND	5.0	"								
Vinyl Chloride	ND	5.0	"								
Surrogate: 1,2-Dichloroethane-d4	*55.7*		*"*	*50.0*		*111*	*78-122*				
Surrogate: p-Bromofluorobenzene	*51.2*		*"*	*50.0*		*102*	*87-112*				
Surrogate: Toluene-d8	*44.8*		*"*	*50.0*		*89.5*	*91-110*				

Volatile Organic Compounds by GC/MS - Quality Control Data

York Analytical Laboratories, Inc.

Analyte	Result	Reporting Limit	Units	Spike Level	Source* Result	%REC	%REC Limits	Flag	RPD	RPD Limit	Flag
Batch BL30458 - EPA 5030B											
LCS (BL30458-BS1)							Prepared & Analyzed: 12/08/2013				
1,1,1,2-Tetrachloroethane	50		ug/L	50.0		99.6	90-116				
1,1,1-Trichloroethane	56		"	50.0		111	83-125				
1,1,2,2-Tetrachloroethane	46		"	50.0		91.8	84-122				
1,1,2-Trichloro-1,2,2-trifluoroethane (Freon 113)	75		"	50.0		150	66-141	High Bias			
1,1,2-Trichloroethane	46		"	50.0		91.1	83-116				
1,1-Dichloroethane	51		"	50.0		102	82-121				
1,1-Dichloroethylene	72		"	50.0		145	59-135	High Bias			
1,1-Dichloropropylene	54		"	50.0		107	81-112				
1,2,3-Trichlorobenzene	48		"	50.0		95.3	74-132				
1,2,3-Trichloropropane	51		"	50.0		103	83-118				
1,2,4-Trichlorobenzene	49		"	50.0		98.9	72-133				
1,2-Dibromo-3-chloropropane	47		"	50.0		94.0	69-134				
1,2-Dibromoethane	47		"	50.0		94.8	85-118				
1,2-Dichlorobenzene	49		"	50.0		98.5	87-116				
1,2-Dichloroethane	56		"	50.0		111	79-125				
1,2-Dichloropropane	46		"	50.0		91.0	82-119				
1,3-Dichlorobenzene	49		"	50.0		98.3	85-116				
1,3-Dichloropropane	47		"	50.0		93.5	86-114				
1,4-Dichlorobenzene	47		"	50.0		94.4	84-116				
2,2-Dichloropropane	51		"	50.0		102	56-138				
2-Chlorotoluene	50		"	50.0		100	82-117				
4-Chlorotoluene	49		"	50.0		98.7	84-118				
Bromobenzene	48		"	50.0		95.6	85-117				
Bromochloromethane	48		"	50.0		95.4	80-120				
Bromodichloromethane	48		"	50.0		95.2	87-122				
Bromoform	50		"	50.0		99.3	83-127				
Bromomethane	110		"	50.0		211	36-135	High Bias			
Carbon tetrachloride	60		"	50.0		119	82-128				
Chlorobenzene	47		"	50.0		94.5	90-111				
Chloroethane	90		"	50.0		180	60-132	High Bias			
Chloroform	51		"	50.0		102	89-116				
Chloromethane	56		"	50.0		111	39-131				
cis-1,2-Dichloroethylene	51		"	50.0		102	90-112				
cis-1,3-Dichloropropylene	47		"	50.0		94.5	89-124				
Dibromochloromethane	52		"	50.0		105	82-132				
Dibromomethane	43		"	50.0		86.1	83-124				
Dichlorodifluoromethane	48		"	50.0		95.6	10-143				
Hexachlorobutadiene	47		"	50.0		93.3	83-129				
Methylene chloride	55		"	50.0		110	51-136				
Tetrachloroethylene	47		"	50.0		93.5	67-138				
trans-1,2-Dichloroethylene	53		"	50.0		106	73-123				
trans-1,3-Dichloropropylene	48		"	50.0		95.5	85-123				
Trichloroethylene	46		"	50.0		91.3	83-120				
Trichlorofluoromethane	53		"	50.0		105	62-138				
Vinyl Chloride	74		"	50.0		147	49-127	High Bias			
Surrogate: 1,2-Dichloroethane-d4	*51.0*		*"*	*50.0*		*102*	*78-122*				
Surrogate: p-Bromofluorobenzene	*52.5*		*"*	*50.0*		*105*	*87-112*				
Surrogate: Toluene-d8	*44.9*		*"*	*50.0*		*89.8*	*91-110*				

Volatile Organic Compounds by GC/MS - Quality Control Data

York Analytical Laboratories, Inc.

Analyte	Result	Reporting Limit	Units	Spike Level	Source* Result	%REC	%REC Limits	Flag	RPD	RPD Limit	Flag
Batch BL30458 - EPA 5030B											
LCS Dup (BL30458-BSD1)							Prepared & Analyzed: 12/08/2013				
1,1,1,2-Tetrachloroethane	51		ug/L	50.0		102	90-116		2.26	30	
1,1,1-Trichloroethane	55		"	50.0		110	83-125		0.865	30	
1,1,2,2-Tetrachloroethane	48		"	50.0		95.2	84-122		3.62	30	
1,1,2-Trichloro-1,2,2-trifluoroethane (Freon 113)	75		"	50.0		149	66-141	High Bias	0.214	30	
1,1,2-Trichloroethane	48		"	50.0		95.3	83-116		4.46	30	
1,1-Dichloroethane	53		"	50.0		106	82-121		3.71	30	
1,1-Dichloroethylene	71		"	50.0		142	59-135	High Bias	1.98	30	
1,1-Dichloropropylene	55		"	50.0		110	81-112		2.85	30	
1,2,3-Trichlorobenzene	56		"	50.0		111	74-132		15.4	30	
1,2,3-Trichloropropane	54		"	50.0		108	83-118		4.90	30	
1,2,4-Trichlorobenzene	56		"	50.0		113	72-133		13.1	30	
1,2-Dibromo-3-chloropropane	54		"	50.0		108	69-134		13.7	30	
1,2-Dibromoethane	50		"	50.0		99.7	85-118		5.00	30	
1,2-Dichlorobenzene	53		"	50.0		106	87-116		6.84	30	
1,2-Dichloroethane	59		"	50.0		118	79-125		6.08	30	
1,2-Dichloropropane	48		"	50.0		96.1	82-119		5.43	30	
1,3-Dichlorobenzene	52		"	50.0		105	85-116		6.34	30	
1,3-Dichloropropane	48		"	50.0		96.2	86-114		2.89	30	
1,4-Dichlorobenzene	52		"	50.0		104	84-116		9.75	30	
2,2-Dichloropropane	53		"	50.0		106	56-138		3.71	30	
2-Chlorotoluene	54		"	50.0		107	82-117		6.78	30	
4-Chlorotoluene	52		"	50.0		105	84-118		5.80	30	
Bromobenzene	51		"	50.0		102	85-117		6.18	30	
Bromochloromethane	48		"	50.0		95.2	80-120		0.252	30	
Bromodichloromethane	49		"	50.0		97.4	87-122		2.26	30	
Bromoform	52		"	50.0		104	83-127		4.26	30	
Bromomethane	110		"	50.0		212	36-135	High Bias	0.587	30	
Carbon tetrachloride	60		"	50.0		121	82-128		1.37	30	
Chlorobenzene	50		"	50.0		99.2	90-111		4.87	30	
Chloroethane	90		"	50.0		179	60-132	High Bias	0.545	30	
Chloroform	53		"	50.0		106	89-116		4.28	30	
Chloromethane	57		"	50.0		115	39-131		3.08	30	
cis-1,2-Dichloroethylene	53		"	50.0		107	90-112		5.07	30	
cis-1,3-Dichloropropylene	48		"	50.0		96.1	89-124		1.68	30	
Dibromochloromethane	56		"	50.0		112	82-132		6.45	30	
Dibromomethane	46		"	50.0		92.3	83-124		6.86	30	
Dichlorodifluoromethane	46		"	50.0		91.9	10-143		3.95	30	
Hexachlorobutadiene	53		"	50.0		106	83-129		13.2	30	
Methylene chloride	56		"	50.0		112	51-136		2.25	30	
Tetrachloroethylene	54		"	50.0		108	67-138		14.0	30	
trans-1,2-Dichloroethylene	53		"	50.0		107	73-123		1.19	30	
trans-1,3-Dichloropropylene	48		"	50.0		96.7	85-123		1.23	30	
Trichloroethylene	49		"	50.0		97.2	83-120		6.24	30	
Trichlorofluoromethane	54		"	50.0		108	62-138		2.55	30	
Vinyl Chloride	72		"	50.0		144	49-127	High Bias	2.19	30	
Surrogate: 1,2-Dichloroethane-d4	*51.0*		*"*	*50.0*		*102*	*78-122*				
Surrogate: p-Bromofluorobenzene	*51.5*		*"*	*50.0*		*103*	*87-112*				
Surrogate: Toluene-d8	*44.0*		*"*	*50.0*		*87.9*	*91-110*				

Volatile Organic Compounds by GC/MS - Quality Control Data

York Analytical Laboratories, Inc.

Analyte	Result	Reporting Limit	Units	Spike Level	Source* Result	%REC	%REC Limits	Flag	RPD	RPD Limit	Flag
Batch BL30503 - EPA 5030B											
Blank (BL30503-BLK1)								Prepared & Analyzed: 12/09/2013			
1,1,1,2-Tetrachloroethane	ND	5.0	ug/L								
1,1,1-Trichloroethane	ND	5.0	"								
1,1,2,2-Tetrachloroethane	ND	5.0	"								
1,1,2-Trichloro-1,2,2-trifluoroethane (Freon 113)	ND	5.0	"								
1,1,2-Trichloroethane	ND	5.0	"								
1,1-Dichloroethane	ND	5.0	"								
1,1-Dichloroethylene	ND	5.0	"								
1,1-Dichloropropylene	ND	5.0	"								
1,2,3-Trichlorobenzene	ND	10	"								
1,2,3-Trichloropropane	ND	5.0	"								
1,2,4-Trichlorobenzene	1.0	10	"								
1,2-Dibromo-3-chloropropane	ND	10	"								
1,2-Dibromoethane	ND	5.0	"								
1,2-Dichlorobenzene	ND	5.0	"								
1,2-Dichloroethane	ND	5.0	"								
1,2-Dichloropropane	ND	5.0	"								
1,3-Dichlorobenzene	ND	5.0	"								
1,3-Dichloropropane	ND	5.0	"								
1,4-Dichlorobenzene	ND	5.0	"								
2,2-Dichloropropane	ND	5.0	"								
2-Chlorotoluene	ND	5.0	"								
4-Chlorotoluene	ND	5.0	"								
Bromobenzene	ND	5.0	"								
Bromochloromethane	ND	5.0	"								
Bromodichloromethane	ND	5.0	"								
Bromoform	ND	5.0	"								
Bromomethane	ND	5.0	"								
Carbon tetrachloride	ND	5.0	"								
Chlorobenzene	ND	5.0	"								
Chloroethane	ND	5.0	"								
Chloroform	ND	5.0	"								
Chloromethane	ND	5.0	"								
cis-1,2-Dichloroethylene	ND	5.0	"								
cis-1,3-Dichloropropylene	ND	5.0	"								
Dibromochloromethane	ND	5.0	"								
Dibromomethane	ND	5.0	"								
Dichlorodifluoromethane	ND	5.0	"								
Hexachlorobutadiene	ND	5.0	"								
Methylene chloride	ND	10	"								
Tetrachloroethylene	ND	5.0	"								
trans-1,2-Dichloroethylene	ND	5.0	"								
trans-1,3-Dichloropropylene	ND	5.0	"								
Trichloroethylene	ND	5.0	"								
Trichlorofluoromethane	ND	5.0	"								
Vinyl Chloride	ND	5.0	"								
Surrogate: 1,2-Dichloroethane-d4	*57.9*		*"*	*50.0*		*116*	*78-122*				
Surrogate: p-Bromofluorobenzene	*49.5*		*"*	*50.0*		*99.0*	*87-112*				
Surrogate: Toluene-d8	*46.3*		*"*	*50.0*		*92.6*	*91-110*				

Volatile Organic Compounds by GC/MS - Quality Control Data

York Analytical Laboratories, Inc.

Analyte	Result	Reporting Limit	Units	Spike Level	Source* Result	%REC	%REC Limits	Flag	RPD	RPD Limit	Flag
Batch BL30503 - EPA 5030B											
LCS (BL30503-BS1)							Prepared & Analyzed: 12/09/2013				
1,1,1,2-Tetrachloroethane	48		ug/L	50.0		96.4	90-116				
1,1,1-Trichloroethane	56		"	50.0		111	83-125				
1,1,2,2-Tetrachloroethane	50		"	50.0		100	84-122				
1,1,2-Trichloro-1,2,2-trifluoroethane (Freon 113)	82		"	50.0		164	66-141	High Bias			
1,1,2-Trichloroethane	46		"	50.0		91.3	83-116				
1,1-Dichloroethane	52		"	50.0		103	82-121				
1,1-Dichloroethylene	75		"	50.0		149	59-135	High Bias			
1,1-Dichloropropylene	54		"	50.0		108	81-112				
1,2,3-Trichlorobenzene	52		"	50.0		104	74-132				
1,2,3-Trichloropropane	52		"	50.0		104	83-118				
1,2,4-Trichlorobenzene	55		"	50.0		109	72-133				
1,2-Dibromo-3-chloropropane	50		"	50.0		100	69-134				
1,2-Dibromoethane	49		"	50.0		97.1	85-118				
1,2-Dichlorobenzene	49		"	50.0		98.5	87-116				
1,2-Dichloroethane	57		"	50.0		115	79-125				
1,2-Dichloropropane	46		"	50.0		91.8	82-119				
1,3-Dichlorobenzene	51		"	50.0		103	85-116				
1,3-Dichloropropane	47		"	50.0		93.7	86-114				
1,4-Dichlorobenzene	52		"	50.0		104	84-116				
2,2-Dichloropropane	57		"	50.0		113	56-138				
2-Chlorotoluene	53		"	50.0		105	82-117				
4-Chlorotoluene	52		"	50.0		103	84-118				
Bromobenzene	49		"	50.0		98.0	85-117				
Bromochloromethane	50		"	50.0		99.5	80-120				
Bromodichloromethane	47		"	50.0		94.7	87-122				
Bromoform	52		"	50.0		104	83-127				
Bromomethane	120		"	50.0		244	36-135	High Bias			
Carbon tetrachloride	57		"	50.0		114	82-128				
Chlorobenzene	46		"	50.0		91.4	90-111				
Chloroethane	99		"	50.0		198	60-132	High Bias			
Chloroform	53		"	50.0		105	89-116				
Chloromethane	60		"	50.0		120	39-131				
cis-1,2-Dichloroethylene	51		"	50.0		103	90-112				
cis-1,3-Dichloropropylene	49		"	50.0		98.1	89-124				
Dibromochloromethane	53		"	50.0		105	82-132				
Dibromomethane	47		"	50.0		93.6	83-124				
Dichlorodifluoromethane	47		"	50.0		94.0	10-143				
Hexachlorobutadiene	51		"	50.0		102	83-129				
Methylene chloride	56		"	50.0		113	51-136				
Tetrachloroethylene	45		"	50.0		89.4	67-138				
trans-1,2-Dichloroethylene	52		"	50.0		104	73-123				
trans-1,3-Dichloropropylene	49		"	50.0		97.7	85-123				
Trichloroethylene	46		"	50.0		91.8	83-120				
Trichlorofluoromethane	60		"	50.0		120	62-138				
Vinyl Chloride	84		"	50.0		168	49-127	High Bias			
Surrogate: 1,2-Dichloroethane-d4	*53.7*		*"*	*50.0*		*107*	*78-122*				
Surrogate: p-Bromofluorobenzene	*54.0*		*"*	*50.0*		*108*	*87-112*				
Surrogate: Toluene-d8	*45.3*		*"*	*50.0*		*90.6*	*91-110*				

Volatile Organic Compounds by GC/MS - Quality Control Data

York Analytical Laboratories, Inc.

Analyte	Result	Reporting Limit	Units	Spike Level	Source* Result	%REC	%REC Limits	Flag	RPD	RPD Limit	Flag
Batch BL30503 - EPA 5030B											
LCS Dup (BL30503-BSD1)							Prepared & Analyzed: 12/09/2013				
1,1,1,2-Tetrachloroethane	50		ug/L	50.0		99.8	90-116		3.45	30	
1,1,1-Trichloroethane	55		"	50.0		110	83-125		1.16	30	
1,1,2,2-Tetrachloroethane	48		"	50.0		96.2	84-122		4.15	30	
1,1,2-Trichloro-1,2,2-trifluoroethane (Freon 113)	81		"	50.0		161	66-141	High Bias	1.91	30	
1,1,2-Trichloroethane	46		"	50.0		92.5	83-116		1.24	30	
1,1-Dichloroethane	52		"	50.0		104	82-121		0.734	30	
1,1-Dichloroethylene	73		"	50.0		146	59-135	High Bias	1.89	30	
1,1-Dichloropropylene	53		"	50.0		105	81-112		2.46	30	
1,2,3-Trichlorobenzene	49		"	50.0		98.5	74-132		4.91	30	
1,2,3-Trichloropropane	50		"	50.0		100	83-118		4.12	30	
1,2,4-Trichlorobenzene	52		"	50.0		104	72-133		4.53	30	
1,2-Dibromo-3-chloropropane	52		"	50.0		103	69-134		3.17	30	
1,2-Dibromoethane	48		"	50.0		95.0	85-118		2.12	30	
1,2-Dichlorobenzene	49		"	50.0		98.5	87-116		0.00	30	
1,2-Dichloroethane	57		"	50.0		113	79-125		1.44	30	
1,2-Dichloropropane	47		"	50.0		93.3	82-119		1.66	30	
1,3-Dichlorobenzene	50		"	50.0		99.7	85-116		3.28	30	
1,3-Dichloropropane	48		"	50.0		96.0	86-114		2.45	30	
1,4-Dichlorobenzene	50		"	50.0		99.5	84-116		4.63	30	
2,2-Dichloropropane	55		"	50.0		110	56-138		2.52	30	
2-Chlorotoluene	51		"	50.0		102	82-117		2.92	30	
4-Chlorotoluene	51		"	50.0		101	84-118		1.90	30	
Bromobenzene	49		"	50.0		98.7	85-117		0.753	30	
Bromochloromethane	49		"	50.0		98.1	80-120		1.36	30	
Bromodichloromethane	48		"	50.0		96.5	87-122		1.90	30	
Bromoform	50		"	50.0		100	83-127		3.06	30	
Bromomethane	120		"	50.0		243	36-135	High Bias	0.395	30	
Carbon tetrachloride	58		"	50.0		116	82-128		1.23	30	
Chlorobenzene	47		"	50.0		94.6	90-111		3.44	30	
Chloroethane	94		"	50.0		188	60-132	High Bias	5.48	30	
Chloroform	53		"	50.0		107	89-116		1.17	30	
Chloromethane	58		"	50.0		116	39-131		3.60	30	
cis-1,2-Dichloroethylene	52		"	50.0		103	90-112		0.660	30	
cis-1,3-Dichloropropylene	48		"	50.0		96.6	89-124		1.52	30	
Dibromochloromethane	51		"	50.0		103	82-132		2.83	30	
Dibromomethane	47		"	50.0		93.4	83-124		0.235	30	
Dichlorodifluoromethane	45		"	50.0		89.3	10-143		5.08	30	
Hexachlorobutadiene	50		"	50.0		100	83-129		1.68	30	
Methylene chloride	54		"	50.0		108	51-136		4.48	30	
Tetrachloroethylene	44		"	50.0		88.4	67-138		1.17	30	
trans-1,2-Dichloroethylene	51		"	50.0		102	73-123		2.13	30	
trans-1,3-Dichloropropylene	49		"	50.0		98.5	85-123		0.856	30	
Trichloroethylene	47		"	50.0		94.8	83-120		3.19	30	
Trichlorofluoromethane	57		"	50.0		114	62-138		4.53	30	
Vinyl Chloride	79		"	50.0		157	49-127	High Bias	6.76	30	
Surrogate: 1,2-Dichloroethane-d4	*52.9*		*"*	*50.0*		*106*	*78-122*				
Surrogate: p-Bromofluorobenzene	*52.5*		*"*	*50.0*		*105*	*87-112*				
Surrogate: Toluene-d8	*44.7*		*"*	*50.0*		*89.4*	*91-110*				

Volatile Organic Compounds by GC/MS - Quality Control Data

York Analytical Laboratories, Inc.

Analyte	Result	Reporting Limit	Units	Spike Level	Source* Result	%REC	%REC Limits	Flag	RPD	RPD Limit	Flag
Batch BL30503 - EPA 5030B											
Duplicate (BL30503-DUP1)	*Source sample: 13L0028-08 (MW-20)							Prepared & Analyzed: 12/09/2013			
1,1,1,2-Tetrachloroethane	ND	50	ug/L		ND					200	
1,1,1-Trichloroethane	ND	50	"		ND					200	
1,1,2,2-Tetrachloroethane	ND	50	"		ND					200	
1,1,2-Trichloro-1,2,2-trifluoroethane (Freon 113)	ND	50	"		ND					200	
1,1,2-Trichloroethane	ND	50	"		ND					200	
1,1-Dichloroethane	ND	50	"		ND					200	
1,1-Dichloroethylene	ND	50	"		ND					200	
1,1-Dichloropropylene	ND	50	"		ND					200	
1,2,3-Trichlorobenzene	ND	100	"		ND					200	
1,2,3-Trichloropropane	ND	50	"		ND					200	
1,2,4-Trichlorobenzene	ND	100	"		ND					200	
1,2-Dibromo-3-chloropropane	ND	100	"		ND					200	
1,2-Dibromoethane	ND	50	"		ND					200	
1,2-Dichlorobenzene	ND	50	"		ND					200	
1,2-Dichloroethane	ND	50	"		ND					200	
1,2-Dichloropropane	ND	50	"		ND					200	
1,3-Dichlorobenzene	ND	50	"		ND					200	
1,3-Dichloropropane	ND	50	"		ND					200	
1,4-Dichlorobenzene	ND	50	"		ND					200	
2,2-Dichloropropane	ND	50	"		ND					200	
2-Chlorotoluene	ND	50	"		ND					200	
4-Chlorotoluene	ND	50	"		ND					200	
Bromobenzene	ND	50	"		ND					200	
Bromochloromethane	ND	50	"		ND					200	
Bromodichloromethane	ND	50	"		ND					200	
Bromoform	ND	50	"		ND					200	
Bromomethane	ND	50	"		ND					200	
Carbon tetrachloride	58	50	"		53				9.13	200	
Chlorobenzene	ND	50	"		ND					200	
Chloroethane	ND	50	"		ND					200	
Chloroform	ND	50	"		ND					200	
Chloromethane	ND	50	"		ND					200	
cis-1,2-Dichloroethylene	ND	50	"		ND					200	
cis-1,3-Dichloropropylene	ND	50	"		ND					200	
Dibromochloromethane	ND	50	"		ND					200	
Dibromomethane	ND	50	"		ND					200	
Dichlorodifluoromethane	ND	50	"		ND					200	
Hexachlorobutadiene	ND	50	"		ND					200	
Methylene chloride	ND	100	"		ND					200	
Tetrachloroethylene	8.7	50	"		11				25.1	200	
trans-1,2-Dichloroethylene	ND	50	"		ND					200	
trans-1,3-Dichloropropylene	ND	50	"		ND					200	
Trichloroethylene	320	50	"		300				6.00	200	
Trichlorofluoromethane	ND	50	"		ND					200	
Vinyl Chloride	ND	50	"		ND					200	
Surrogate: 1,2-Dichloroethane-d4	*55.7*		*"*	*50.0*		*111*	*78-122*				
Surrogate: p-Bromofluorobenzene	*52.1*		*"*	*50.0*		*104*	*87-112*				
Surrogate: Toluene-d8	*46.8*		*"*	*50.0*		*93.5*	*91-110*				

Volatile Organic Compounds by GC/MS - Quality Control Data

York Analytical Laboratories, Inc.

Analyte	Result	Reporting Limit	Units	Spike Level	Source* Result	%REC	%REC Limits	Flag	RPD	RPD Limit	Flag
Batch BL30631 - EPA 5030B											
Blank (BL30631-BLK1)								Prepared & Analyzed: 12/11/2013			
1,1,1,2-Tetrachloroethane	ND	5.0	ug/L								
1,1,1-Trichloroethane	ND	5.0	"								
1,1,2,2-Tetrachloroethane	ND	5.0	"								
1,1,2-Trichloro-1,2,2-trifluoroethane (Freon 113)	ND	5.0	"								
1,1,2-Trichloroethane	ND	5.0	"								
1,1-Dichloroethane	ND	5.0	"								
1,1-Dichloroethylene	ND	5.0	"								
1,1-Dichloropropylene	ND	5.0	"								
1,2,3-Trichlorobenzene	ND	10	"								
1,2,3-Trichloropropane	ND	5.0	"								
1,2,4-Trichlorobenzene	ND	10	"								
1,2-Dibromo-3-chloropropane	ND	10	"								
1,2-Dibromoethane	ND	5.0	"								
1,2-Dichlorobenzene	ND	5.0	"								
1,2-Dichloroethane	ND	5.0	"								
1,2-Dichloropropane	ND	5.0	"								
1,3-Dichlorobenzene	ND	5.0	"								
1,3-Dichloropropane	ND	5.0	"								
1,4-Dichlorobenzene	ND	5.0	"								
2,2-Dichloropropane	ND	5.0	"								
2-Chlorotoluene	ND	5.0	"								
4-Chlorotoluene	ND	5.0	"								
Bromobenzene	ND	5.0	"								
Bromochloromethane	ND	5.0	"								
Bromodichloromethane	ND	5.0	"								
Bromoform	ND	5.0	"								
Bromomethane	ND	5.0	"								
Carbon tetrachloride	ND	5.0	"								
Chlorobenzene	ND	5.0	"								
Chloroethane	ND	5.0	"								
Chloroform	ND	5.0	"								
Chloromethane	ND	5.0	"								
cis-1,2-Dichloroethylene	ND	5.0	"								
cis-1,3-Dichloropropylene	ND	5.0	"								
Dibromochloromethane	ND	5.0	"								
Dibromomethane	ND	5.0	"								
Dichlorodifluoromethane	ND	5.0	"								
Hexachlorobutadiene	ND	5.0	"								
Methylene chloride	ND	10	"								
Tetrachloroethylene	ND	5.0	"								
trans-1,2-Dichloroethylene	ND	5.0	"								
trans-1,3-Dichloropropylene	ND	5.0	"								
Trichloroethylene	ND	5.0	"								
Trichlorofluoromethane	ND	5.0	"								
Vinyl Chloride	ND	5.0	"								
Surrogate: 1,2-Dichloroethane-d4	*9.66*		*"*	*10.0*		*96.6*	*78-122*				
Surrogate: p-Bromofluorobenzene	*9.51*		*"*	*10.0*		*95.1*	*87-112*				
Surrogate: Toluene-d8	*10.0*		*"*	*10.0*		*100*	*91-110*				

Volatile Organic Compounds by GC/MS - Quality Control Data

York Analytical Laboratories, Inc.

Analyte	Result	Reporting Limit	Units	Spike Level	Source* Result	%REC	%REC Limits	Flag	RPD	RPD Limit	Flag
Batch BL30631 - EPA 5030B											
LCS (BL30631-BS1)							Prepared & Analyzed: 12/11/2013				
1,1,1,2-Tetrachloroethane	9.6		ug/L	10.0		95.9	90-116				
1,1,1-Trichloroethane	12		"	10.0		124	83-125				
1,1,2,2-Tetrachloroethane	8.2		"	10.0		81.7	84-122	Low Bias			
1,1,2-Trichloro-1,2,2-trifluoroethane (Freon 113)	13		"	10.0		131	66-141				
1,1,2-Trichloroethane	8.8		"	10.0		88.5	83-116				
1,1-Dichloroethane	12		"	10.0		124	82-121	High Bias			
1,1-Dichloroethylene	12		"	10.0		122	59-135				
1,1-Dichloropropylene	12		"	10.0		119	81-112	High Bias			
1,2,3-Trichlorobenzene	8.7		"	10.0		87.0	74-132				
1,2,3-Trichloropropane	8.0		"	10.0		80.1	83-118	Low Bias			
1,2,4-Trichlorobenzene	8.8		"	10.0		88.5	72-133				
1,2-Dibromo-3-chloropropane	8.1		"	10.0		81.1	69-134				
1,2-Dibromoethane	8.7		"	10.0		87.4	85-118				
1,2-Dichlorobenzene	9.3		"	10.0		93.3	87-116				
1,2-Dichloroethane	11		"	10.0		105	79-125				
1,2-Dichloropropane	9.1		"	10.0		90.9	82-119				
1,3-Dichlorobenzene	9.7		"	10.0		96.8	85-116				
1,3-Dichloropropane	8.8		"	10.0		88.2	86-114				
1,4-Dichlorobenzene	9.2		"	10.0		92.0	84-116				
2,2-Dichloropropane	12		"	10.0		116	56-138				
2-Chlorotoluene	10		"	10.0		102	82-117				
4-Chlorotoluene	10		"	10.0		101	84-118				
Bromobenzene	9.3		"	10.0		92.6	85-117				
Bromochloromethane	12		"	10.0		119	80-120				
Bromodichloromethane	9.5		"	10.0		95.3	87-122				
Bromoform	7.5		"	10.0		74.8	83-127	Low Bias			
Bromomethane	13		"	10.0		132	36-135				
Carbon tetrachloride	12		"	10.0		123	82-128				
Chlorobenzene	9.9		"	10.0		99.2	90-111				
Chloroethane	13		"	10.0		132	60-132				
Chloroform	12		"	10.0		119	89-116	High Bias			
Chloromethane	14		"	10.0		135	39-131	High Bias			
cis-1,2-Dichloroethylene	13		"	10.0		127	90-112	High Bias			
cis-1,3-Dichloropropylene	9.2		"	10.0		92.2	89-124				
Dibromochloromethane	9.0		"	10.0		89.5	82-132				
Dibromomethane	8.5		"	10.0		85.1	83-124				
Dichlorodifluoromethane	12		"	10.0		125	10-143				
Hexachlorobutadiene	9.8		"	10.0		98.2	83-129				
Methylene chloride	12		"	10.0		118	51-136				
Tetrachloroethylene	9.8		"	10.0		97.8	67-138				
trans-1,2-Dichloroethylene	12		"	10.0		123	73-123				
trans-1,3-Dichloropropylene	9.0		"	10.0		90.0	85-123				
Trichloroethylene	10		"	10.0		102	83-120				
Trichlorofluoromethane	13		"	10.0		133	62-138				
Vinyl Chloride	14		"	10.0		138	49-127	High Bias			
Surrogate: 1,2-Dichloroethane-d4	*9.44*		*"*	*10.0*		*94.4*	*78-122*				
Surrogate: p-Bromofluorobenzene	*9.27*		*"*	*10.0*		*92.7*	*87-112*				
Surrogate: Toluene-d8	*9.76*		*"*	*10.0*		*97.6*	*91-110*				

Volatile Organic Compounds by GC/MS - Quality Control Data

York Analytical Laboratories, Inc.

Analyte	Result	Reporting Limit	Units	Spike Level	Source* Result	%REC	%REC Limits	Flag	RPD	RPD Limit	Flag
Batch BL30631 - EPA 5030B											
LCS Dup (BL30631-BSD1)								Prepared & Analyzed: 12/11/2013			
1,1,1,2-Tetrachloroethane	9.0		ug/L	10.0		90.0	90-116		6.35	30	
1,1,1-Trichloroethane	11		"	10.0		109	83-125		13.0	30	
1,1,2,2-Tetrachloroethane	8.9		"	10.0		88.8	84-122		8.33	30	
1,1,2-Trichloro-1,2,2-trifluoroethane (Freon 113)	12		"	10.0		116	66-141		11.6	30	
1,1,2-Trichloroethane	8.6		"	10.0		86.5	83-116		2.29	30	
1,1-Dichloroethane	12		"	10.0		117	82-121		5.15	30	
1,1-Dichloroethylene	11		"	10.0		112	59-135		8.87	30	
1,1-Dichloropropylene	11		"	10.0		108	81-112		9.34	30	
1,2,3-Trichlorobenzene	7.6		"	10.0		75.9	74-132		13.6	30	
1,2,3-Trichloropropane	8.6		"	10.0		85.7	83-118		6.76	30	
1,2,4-Trichlorobenzene	7.9		"	10.0		79.3	72-133		11.0	30	
1,2-Dibromo-3-chloropropane	7.6		"	10.0		75.9	69-134		6.62	30	
1,2-Dibromoethane	8.5		"	10.0		85.1	85-118		2.67	30	
1,2-Dichlorobenzene	9.2		"	10.0		91.6	87-116		1.84	30	
1,2-Dichloroethane	9.7		"	10.0		96.9	79-125		8.31	30	
1,2-Dichloropropane	8.8		"	10.0		88.3	82-119		2.90	30	
1,3-Dichlorobenzene	9.4		"	10.0		93.7	85-116		3.25	30	
1,3-Dichloropropane	8.8		"	10.0		87.9	86-114		0.341	30	
1,4-Dichlorobenzene	9.0		"	10.0		89.8	84-116		2.42	30	
2,2-Dichloropropane	11		"	10.0		113	56-138		2.27	30	
2-Chlorotoluene	10		"	10.0		102	82-117		0.589	30	
4-Chlorotoluene	10		"	10.0		103	84-118		1.97	30	
Bromobenzene	9.6		"	10.0		96.3	85-117		3.92	30	
Bromochloromethane	12		"	10.0		116	80-120		2.47	30	
Bromodichloromethane	9.0		"	10.0		90.3	87-122		5.39	30	
Bromoform	8.0		"	10.0		80.1	83-127	Low Bias	6.84	30	
Bromomethane	12		"	10.0		121	36-135		8.39	30	
Carbon tetrachloride	11		"	10.0		107	82-128		13.5	30	
Chlorobenzene	9.3		"	10.0		92.8	90-111		6.67	30	
Chloroethane	12		"	10.0		122	60-132		8.11	30	
Chloroform	11		"	10.0		110	89-116		7.32	30	
Chloromethane	13		"	10.0		129	39-131		4.85	30	
cis-1,2-Dichloroethylene	12		"	10.0		117	90-112	High Bias	7.63	30	
cis-1,3-Dichloropropylene	9.2		"	10.0		91.5	89-124		0.762	30	
Dibromochloromethane	8.5		"	10.0		85.2	82-132		4.92	30	
Dibromomethane	8.5		"	10.0		85.4	83-124		0.352	30	
Dichlorodifluoromethane	11		"	10.0		111	10-143		11.9	30	
Hexachlorobutadiene	8.1		"	10.0		80.6	83-129	Low Bias	19.7	30	
Methylene chloride	11		"	10.0		114	51-136		3.70	30	
Tetrachloroethylene	8.7		"	10.0		86.9	67-138		11.8	30	
trans-1,2-Dichloroethylene	12		"	10.0		116	73-123		5.19	30	
trans-1,3-Dichloropropylene	8.7		"	10.0		87.4	85-123		2.93	30	
Trichloroethylene	9.5		"	10.0		94.9	83-120		7.51	30	
Trichlorofluoromethane	12		"	10.0		118	62-138		12.3	30	
Vinyl Chloride	13		"	10.0		126	49-127		8.87	30	
Surrogate: 1,2-Dichloroethane-d4	*9.32*		*"*	*10.0*		*93.2*	*78-122*				
Surrogate: p-Bromofluorobenzene	*9.91*		*"*	*10.0*		*99.1*	*87-112*				
Surrogate: Toluene-d8	*9.61*		*"*	*10.0*		*96.1*	*91-110*				

Gas Chromatography/Flame Ionization Detector - Quality Control Data

York Analytical Laboratories, Inc.

Analyte	Result	Reporting Limit	Units	Spike Level	Source* Result	%REC	%REC Limits	Flag	RPD	RPD Limit	Flag
Batch BL30328 - Preparation for GC Analysis											
Blank (BL30328-BLK1)								Prepared: 12/05/2013 Analyzed: 12/06/2013			
Methane	ND	10	ug/L								
Ethane	ND	10	"								
Ethylene (Ethene)	ND	10	"								
Duplicate (BL30328-DUP1)	*Source sample: 13L0028-03 (MW-12)							Prepared: 12/05/2013 Analyzed: 12/06/2013			
Methane	130	10	ug/L		120				5.58	30	
Ethane	ND	10	"		ND					30	
Ethylene (Ethene)	ND	10	"		ND					30	

Metals by ICP - Quality Control Data

York Analytical Laboratories, Inc.

Analyte	Result	Reporting Limit	Units	Spike Level	Source* Result	%REC	%REC Limits	Flag	RPD	RPD Limit	Flag
Batch BL30156 - EPA 3010A											
Blank (BL30156-BLK1)								Prepared & Analyzed: 12/03/2013			
Arsenic	ND	0.00400	mg/L								
Barium	ND	0.0100	"								
Cadmium	ND	0.00300	"								
Chromium	ND	0.00500	"								
Copper	ND	0.00300	"								
Lead	ND	0.00300	"								
Selenium	ND	0.0100	"								
Duplicate (BL30156-DUP1)	*Source sample: 13L0028-06 (MW-17S)							Prepared & Analyzed: 12/03/2013			
Arsenic	ND	0.00400	mg/L		ND					20	
Barium	0.406	0.0100	"		0.409				0.692	20	
Cadmium	ND	0.00300	"		ND					20	
Chromium	ND	0.00500	"		ND					20	
Copper	0.00435	0.00300	"		0.00441				1.54	20	
Lead	0.00202	0.00300	"		ND					20	
Selenium	0.0243	0.0100	"		0.0246				1.17	20	
Matrix Spike (BL30156-MS1)	*Source sample: 13L0028-06 (MW-17S)							Prepared & Analyzed: 12/03/2013			
Arsenic	2.40	0.00400	mg/L	2.00	ND	120	75-125				
Barium	2.53	0.0100	"	2.00	0.409	106	75-125				
Cadmium	0.0514	0.00300	"	0.0500	ND	103	75-125				
Chromium	0.218	0.00500	"	0.200	ND	109	75-125				
Copper	0.289	0.00300	"	0.250	0.00441	114	75-125				
Lead	0.492	0.00300	"	0.500	ND	98.5	75-125				
Selenium	2.66	0.0100	"	2.00	0.0246	132	75-125	High Bias			
Reference (BL30156-SRM1)								Prepared & Analyzed: 12/03/2013			
Arsenic	0.314	0.00400	mg/L	0.341		92.1	83.3-118				
Barium	1.19	0.0100	"	1.18		101	86.4-113				
Cadmium	0.0805	0.00300	"	0.0854		94.3	84.4-115				
Chromium	0.630	0.00500	"	0.644		97.8	87.1-113				
Copper	0.499	0.00300	"	0.521		95.8	90-110				
Lead	0.513	0.00300	"	0.517		99.1	87-113				
Selenium	0.337	0.0100	"	0.362		93.2	78.7-116				

Anions by Ion Chromatography - Quality Control Data

York Analytical Laboratories, Inc.

Analyte	Result	Reporting Limit	Units	Spike Level	Source* Result	%REC	%REC Limits	Flag	RPD	RPD Limit	Flag
Batch BL30415 - EPA 300											
Blank (BL30415-BLK1)								Prepared & Analyzed: 12/06/2013			
Chloride	ND	0.500	mg/L								
LCS (BL30415-BS1)								Prepared & Analyzed: 12/06/2013			
Chloride	10.1	0.500	mg/L	10.0		101	85-115				
Reference (BL30415-SRM1)								Prepared & Analyzed: 12/06/2013			
Chloride	7.97		mg/L	7.34		109	90-110				

Wet Chemistry Parameters - Quality Control Data

York Analytical Laboratories, Inc.

Analyte	Result	Reporting Limit	Units	Spike Level	Source* Result	%REC	%REC Limits	Flag	RPD	RPD Limit	Flag
Batch BL30084 - Analysis Preparation											
Blank (BL30084-BLK1)								Prepared & Analyzed: 11/27/2013			
Chromium, Hexavalent	ND	0.0100	mg/L								
LCS (BL30084-BS1)								Prepared & Analyzed: 11/27/2013			
Chromium, Hexavalent	0.492	0.0100	mg/L	0.500		98.4	80-120				
Duplicate (BL30084-DUP1)	*Source sample: 13L0028-10 (MW-22)							Prepared & Analyzed: 11/27/2013			
Chromium, Hexavalent	ND	0.0100	mg/L		ND					20	
Matrix Spike (BL30084-MS1)	*Source sample: 13L0028-10 (MW-22)							Prepared & Analyzed: 11/27/2013			
Chromium, Hexavalent	0.508	0.0100	mg/L	0.500	ND	102	75-125				

Volatile Analysis Sample Containers

Lab ID	Client Sample ID	Volatile Sample Container
13L0028-01	Trip Blank	40mL Clear Vial (pre-pres.) HCl; Cool to 4° C
13L0028-02	Field Blank	40mL Clear Vial (pre-pres.) HCl; Cool to 4° C
13L0028-03	MW-12	40mL Clear Vial (pre-pres.) HCl; Cool to 4° C
13L0028-04	MW-15S	40mL Clear Vial (pre-pres.) HCl; Cool to 4° C
13L0028-05	MW-16S	40mL Clear Vial (pre-pres.) HCl; Cool to 4° C
13L0028-06	MW-17S	40mL Clear Vial (pre-pres.) HCl; Cool to 4° C
13L0028-07	MW-17D	40mL Clear Vial (pre-pres.) HCl; Cool to 4° C
13L0028-08	MW-20	40mL Clear Vial (pre-pres.) HCl; Cool to 4° C
13L0028-09	MW-21	40mL Clear Vial (pre-pres.) HCl; Cool to 4° C
13L0028-10	MW-22	40mL Clear Vial (pre-pres.) HCl; Cool to 4° C

Notes and Definitions

S-08	The recovery for this surrogate was outside of QC limits.
QL-02	This LCS analyte is outside Laboratory Recovery limits due the analyte behavior using the referenced method. The reference method has certain limitations with respect to analytes of this nature.
M-MISpk	The spike recovery was outside acceptance limits for the MS and/or MSD due to matrix interference. The SRM was within acceptance limits, therefore data are acceptable.
M-LSRD	Original sample conc <50 X reporting limit.
J	Detected below the Reporting Limit but greater than or equal to the Method Detection Limit (MDL/LOD) or in the case of a TIC, the result is an estimated concentration.
HT-02	NON-COMPLIANT-This sample was received outside the EPA recommended holding time.
HT-01	This result was reported from an analysis conducted outside of the EPA recommended holding time.
B	Analyte is found in the associated analysis batch blank. For volatiles, methylene chloride and acetone are common lab contaminants. Data users should consider anything <10x the blank value as artifact.

ND	Analyte NOT DETECTED at the stated Reporting Limit (RL) or above.
RL	REPORTING LIMIT - the minimum reportable value based upon the lowest point in the analyte calibration curve.
MDL	METHOD DETECTION LIMIT - the minimum concentration that can be measured and reported with a 99% confidence that the concentration is greater than zero. If requested or required, a value reported below the RL and above the MDL is considered estimated and is noted with a "J" flag.
NR	Not reported
RPD	Relative Percent Difference
Wet	The data has been reported on an as-received (wet weight) basis
Low Bias	Low Bias flag indicates that the recovery of the flagged analyte is below the laboratory or regulatory lower control limit. The data user should take note that this analyte may be biased low but should evaluate multiple lines of evidence including the LCS and site-specific MS/MSD data to draw bias conclusions. In cases where no site-specific MS/MSD was requested, only the LCS data can be used to evaluate such bias.
High Bias	High Bias flag indicates that the recovery of the flagged analyte is above the laboratory or regulatory upper control limit. The data user should take note that this analyte may be biased high but should evaluate multiple lines of evidence including the LCS and site-specific MS/MSD data to draw bias conclusions. In cases where no site-specific MS/MSD was requested, only the LCS data can be used to evaluate such bias.

Non-Dir. Non-dir. flag (Non-Directional Bias) indicates that the Relative Percent Difference (RPD) (a measure of precision) among the MS and MSD data is outside the laboratory or regulatory control limit. This alerts the data user where the MS and MSD are from site-specific samples that the RPD is high due to either non-homogeneous distribution of target analyte between the MS/MSD or indicates poor reproducibility for other reasons.

If EPA SW-846 method 8270 is included herein it is noted that the target compound N-nitrosodiphenylamine (NDPA) decomposes in the gas chromatographic inlet and cannot be separated from diphenylamine (DPA). These results could actually represent 100% DPA, 100% NDPA or some combination of the two.
For this reason, York reports the combined result for n-nitrosodiphenylamine and diphenylamine for either of these compounds as a combined concentration as Diphenylamine.

If Total PCBs are detected and the target aroclors reported are "Not detected", the Total PCB value is reported due to the presence of either or both Aroclors 1262 and 1268 which are non-target aroclors for some regulatory lists.

2-chloroethylvinyl ether readily breaks down under acidic conditions. Samples that are acid preserved, including standards will exhibit breakdown. The data user should take note.

Certification for pH is no longer offered by NYDOH ELAP.

Semi-Volatile and Volatile analyses are reported down to the MDL, with values between the MDL and the RL being "J" flagged as estimated results.

YORK ANALYTICAL LABORATORIES INC
YORK ANALYTICAL LABORATORIES
120 RESEARCH DR.
STRATFORD, CT 06615
(203) 325-1371
FAX (203) 357-0166

Field Chain-of-Custody Record

NOTE: York's Std. Terms & Conditions are listed on the back side of this document.
This document serves as your written authorization to York to proceed with the analyses requested and your signature binds you to York's Std. Terms & Conditions.

York Project No. 1310028

YOUR Information

Company: LBG
Address: 4 Research Dr. Ste. 301
Shelton, CT 06484
Phone No. 203 944 5000
Contact Person: K. Destefanis
E-Mail Address: KDestefanis@lbgct.com

Report To:

Company: Same
Address:
Phone No.
Attention:
E-Mail Address:

Invoice To:

Company: Same
Address:
Phone No.
Attention:
E-Mail Address:

YOUR Project ID

Sony

Purchase Order No.

Samples from: CT___ NY X NJ___

Turn-Around Time

- RUSH - Same Day ☐
- RUSH - Next Day ☐
- RUSH - Two Day ☐
- RUSH - Three Day ☐
- RUSH - Four Day ☐
- Standard(5-7 Days) ☑

Report Type

- Summary Report ___
- Summary w/ QA Summary ___
- CT RCP Package ___
- CTRCP DQA/DUE Pkg ___
- NY ASP A Package ___
- NY ASP B Package X
- NJDEP Red. Deliv. ___

Electronic Data Deliverables (EDD)

- Simple Excel ___
- NYSDEC EQuIS X
- EQuIS (std) ___
- EZ-EDD (EQuIS) ___
- NJDEP SRP HazSite EDD ___
- GIS/KEY (std) ___
- Other ___
- **York Regulatory Comparison Excel Spreadsheet**

Compare to the following Regs. (please fill in):

Print Clearly and Legibly. All Information must be complete. Samples will NOT be logged in and the turn-around time clock will not begin until any questions by York are resolved.

Samples Collected/Authorized By (Signature)

STEPHEN HNAT
Name (printed)

Matrix Codes

- S - soil
- Other - specify(oil, etc.)
- WW - wastewater
- GW - groundwater
- DW - drinking water
- Air-A - ambient air
- Air-SV - soil vapor

Volatiles		Semi-Vols.	Pest/PCB/Herb	Metals	Misc. Org.	Full Lists	Misc.
8260 full	TICs	8270 or 625	8082PCB	RCRA8	TPH GRO	Pri.Poll.	Corrosivity
624	Site Spec.	STARS list	8081Pest	PP13 list	TPH DRO	TCL Organics	Reactivity
STARS list	Nassau Co.	BN Only	8151Herb	TAL	CT ETPH	TAL Met/CN	Ignitability
BTEX	Suffolk Co.	Acids Only	CT RCP	CT15 list	NY 310-13	Full TCLP	Flash Point
MTBE	Ketones	PAH list	App. IX	TAGM list	TPH 1664	Full App. IX	Sieve Anal.
TCL list	Oxygenates	TAGM list	Site Spec.	NJDEP list	Air TO14A	Part 360-Routine	Heterotrophs
TAGM list	TCLP list	CT RCP list	SPLP or TCLP	Total	Air TO15	Part 360-Baseline	TOX
CT RCP list	524.2	TCL list	TCLP Pest	Dissolved	Air STARS	Part 360-Expanded No Dioxins/Furans	BTU/lb.
Arom. only	502.2	NJDEP list	TCLP Herb	SPLP or TCLP	Air VPH	Part 360-Expanded Full List	Aquatic Tox.
Halog.only	NJDEP list	App. IX	Chlordane	Indis. Metals	Air TICs	NYCDEP Sewer	TOC
App.IX list	SPLP or TCLP	TCLP BNA	608 Pest	LIST Below	Methane	NYSDEC Sewer	Asbestos
8021B list		SPLP or TCLP	608 PCB		Helium	TAGM	Silica

Sample Identification	Date/Time Sampled	Sample Matrix	Choose Analyses Needed from the Menu Above and Enter Below	Container Description(s)
Trip Blank	—	—	HVOCs	
Field Blank	11/26/13 900		HVOCs	
MW12	1110		HVOCs, Methane, Ethane, Ethene, Chloride, Total As, Ba, Cd, Cr, Hex Cr, Cu, Pb, Se	
MW15S	1040		HVOCs, Methane, Ethane, Ethene	
MW16S	1015		HVOCs, Methane, Ethane, Ethene	
MW17S	1245		HVOCs, Methane, Ethane, Ethene, Chloride, Total As, Ba, Cd, Cr, Hex Cr, Cu, Pb, Se	
MW17D	1320		HVOCs, Methane, Ethane, Ethene, Chloride, Total As, Ba, Cd, Cr, Hex Cr, Cu, Pb, Se	
MW20	940		HVOCs, Methane, Ethane, Ethene	
MW21	1210		HVOCs, Methane, Ethane, Ethene, Chloride, Total As, Ba, Cd, Cr, Hex Cr, Cu, Pb, Se	
MW22	1400		HVOCs, Methane, Ethane, Ethene, Chloride, Total As, Ba, Cd, Cr, Hex Cr, Cu, Pb, Se	

Comments

Preservation Check those Applicable: 4°C X Frozen___ HCl X MeOH___ HNO_3 X H_2SO_4___ NaOH___ ZnAc___ Ascorbic Acid___ Other___

Special Instructions
- Field Filtered ☐
- Lab to Filter ☐

Samples Relinquished By	Date/Time	Samples Received By	Date/Time
	11/26/13 1750	LBG Fridge	
	11/27/13 1630	TC Patel	11/27/13 1630
Samples Relinquished By	Date/Time	Samples Received in LAB by	Date/Time
		Pace	11-27-13 1900

Temperature on Receipt 3.5 °C

LEGGETTE, BRASHEARS & GRAHAM, INC.

PAGE 1 OF 1

SAMPLE DATE: 2/3/14

LOW-FLOW SAMPLING LOG

TOTAL # WELLS: 10

Client Name: Materials Research Corporation

Project Location: 542 Rt 303 Orangeburg, NY

Sampler(s): EF.

Sample Pump: Geopump

Tubing Type: LDPE - 28 Tygon - 2

Monitoring Equipment: Horiba YSI

Well I.D. EW-5

Well Diameter (inches): 2"

Total Depth (ft btoc):

Depth to Water (ft btoc): 11.78'

Screen Setting (ft btoc): 13-18' to 21-28'

Tubing Intake (ft btoc): ~26'

Comments: Pump on at 11 08

Horiba full at 11 10

Well Condition: Excellent (collected matrix spike + matrix spike Dup.)

Time (hours)	Depth to Water (ft btoc)	Evacuation Rate (ml/min)	Water Quality Monitoring Parameters: pH	Conductivity (ms/cm)	Turbidity (NTU)	Dissolved oxygen (mg/l)	Temperature (°C)	ORP (mv)
1110	12.42	150	6.86	5.42	15.9	3.70	12.50	191
1113	12.43	150	6.90	5.43	4.2	2.22	12.53	191
1116	12.43	150	6.94	5.43	0.0	1.37	12.83	189
1119	12.43	150	6.95	5.43	0.0	1.34	12.86	188
1122	12.42	150	6.97	5.43	0.0	1.18	12.99	187
1125	12.43	150	6.98	5.43	0.0	1.18	13.00	187
1128	12.43	150	6.98	5.43	0.0	1.18	12.99	186
1131	12.43	150	6.98	5.43	0.0	1.17	12.99	185

Stabilization of Parameters (stabilization achieved for three consecutive measurements)

Time FROM	Time TO	Depth to Water (ft btoc)	Evacuation Rate (ml/min)	pH	Conductivity (ms/cm)	Turbidity (NTU)	Dissolved oxygen (mg/l)	Temperature (°C)	ORP (mv)
1123	1128	+/- 0.0	150	+/- 0.0	+/- 0.0%	+/- 0.0	+/- 0%	+/- .08%	+/- 1
1128	1131	↓	↓	↓	↓	↓	.8%	+/- 0.0%	+/- 1
1125	1131	↓	↓	↓	↓	↓	.8%	+/- .08%	+/- 2
Recommended Stabilization		+/- 0.3	100-500	+/- 0.1	+/- 3%	+/- 10%	+/- 10%	+/- 3%	+/- 10
Stabilization: (Yes/No)		Yes	Yes	Yes	Yes	Yes	Yes	Yes	Yes

Sample Time: 1132

Reviewed by:

ft btoc	feet below top of casing	NTU	Nephelometric Turbidity Units	°C	degrees Celsius
ml/min	milliliters per minute	mg/l	milligrams per liter	mv	millivolts
µs/cm	microseimons per centimeter				

LEGGETTE, BRASHEARS & GRAHAM, INC.

PAGE 1 OF 1

SAMPLE DATE: 2/7/14

LOW-FLOW SAMPLING LOG

TOTAL # WELLS: 8

Client Name: Materials Research Corporation

Project Location: 542 Rt 303 Orangeburg, NY

Sampler(s):

Sample Pump: Geopump

Tubing Type: LDPE - 30 Tygon - 2

Monitoring Equipment: Horiba YSI

Well I.D. EW-6

Well Diameter (inches): 2

Total Depth (ft btoc):

Depth to Water (ft btoc): 12.09

Screen Setting (ft btoc): 13-18 to 21-28

Tubing Intake (ft btoc): 225

Comments: Pump on at 1407

Horiba full at 1410

Well Condition: excellent.

Time (hours)	Depth to Water (ft btoc)	Evacuation Rate (ml/min)	Water Quality Monitoring Parameters: pH	Conductivity (ms/cm)	Turbidity (NTU)	Dissolved oxygen (mg/l)	Temperature (°C)	ORP (mv)
1410		100	7.38	2.62	0.0	2.75	12.52	155
1413	12.29		7.32	2.61	0.0	1.65	12.89	157
1416		100	7.31	2.61	0.0	1.09	13.30	155
1419		100	7.31	2.60	0.0	0.87	13.28	154
1422	12.29	100	7.31	2.61	0.0	0.72	13.26	152
1425	12.29	100	7.30	2.62	0.0	0.72	13.43	150
1428	12.29	100	7.30	2.62	0.0	0.71	13.50	149
1431	12.29	100	7.30	2.64	0.0	0.66	13.50	147
1434	12.29	100	7.30	2.64	0.0	0.64	13.50	146

Stabilization of Parameters (stabilization achieved for three consecutive measurements)

Time FROM	Time TO	Depth to Water (ft btoc)	Evacuation Rate (ml/min)	pH	Conductivity (ms/cm)	Turbidity (NTU)	Dissolved oxygen (mg/l)	Temperature (°C)	ORP (mv)
1428	1431	0.0	100	0.0	0.8%	0.0%	7.0%	0.0%	2
1431	1434	↓	↓	↓	0.0%	↓	3.0%	↓	1
1428	1434	↓	↓	↓	0.8%	↓	9.8%	↓	3
Recommended Stabilization		+/- 0.3	100-500	+/- 0.1	+/- 3%	+/- 10%	+/- 10%	+/- 3%	+/- 10
Stabilization: (Yes/No)		Yes	Yes	Yes	Yes	Yes	Yes	Yes	Yes

Sample Time: 1435

Reviewed by:

ft btoc — feet below top of casing
ml/min — milliliters per minute
µs/cm — microseimons per centimeter
NTU — Nephelometric Turbidity Units
mg/l — milligrams per liter
°C — degrees Celsius
mv — millivolts

LEGGETTE, BRASHEARS & GRAHAM, INC.

SAMPLE DATE: 2/3/14

LOW-FLOW SAMPLING LOG

TOTAL # WELLS: 10

Client Name: Materials Research Corporation
Project Location: 542 Rt 303 Orangeburg, NY
Sampler(s): EF.

Sample Pump: Geopump
Tubing Type: LDPE - 30 Tygon - 2
Monitoring Equipment: Horiba YSI

Well I.D. EW-7
Well Diameter (inches): 2"
Total Depth (ft btoc):
Depth to Water (ft btoc): 12.84

Screen Setting (ft btoc): 13-18 to 21-28
Tubing Intake (ft btoc): ~25
Comments: Pump on at 1456
Horiba full at 1459

Well Condition: Excellent

Time (hours)	Depth to Water (ft btoc)	Evacuation Rate (ml/min)	Water Quality Monitoring Parameters: pH	Conductivity (ms/cm)	Turbidity (NTU)	Dissolved oxygen (mg/l)	Temperature (°C)	ORP (mv)
1502	13.16	150	7.51	2.63	32.1	1.95	12.94	-5
1505	13.16	150	7.51	2.61	14.8	1.47	12.76	-9
1508	13.16	150	7.51	2.61	12.7	1.44	12.76	-9
1511	13.16	150	7.50	2.61	12.5	1.42	12.78	-10
1514	13.16	150	7.50	2.61	12.8	1.44	12.78	-10

Stabilization of Parameters (stabilization achieved for three consecutive measurements)

Time FROM	Time TO	Depth to Water (ft btoc)	Evacuation Rate (ml/min)	pH	Conductivity (ms/cm)	Turbidity (NTU)	Dissolved oxygen (mg/l)	Temperature (°C)	ORP (mv)
1508	1511	+/- 0.0	150	+/- .01	+/- 0%	+/- 1.6%	+/- 1.4%	+/- .1%	+/- 1
1511	1514	↓	↓	+/- 0	↓	+/- 2.3%	+/- 1.4%	+/- 0%	+/- 0
1508	1514	↓	↓	+/- .01	↓	+/- .8%	+/- 0%	+/- .1%	+/- 1
Recommended Stabilization		+/- 0.3	100-500	+/- 0.1	+/- 3%	+/- 10%	+/- 10%	+/- 3%	+/- 10
Stabilization: (Yes/No)		Yes	Yes	Yes	Yes	Yes	Yes	Yes	Yes

Sample Time: 1515

Reviewed by:

ft btoc	feet below top of casing	NTU	Nephelometric Turbidity Units	°C	degrees Celsius
ml/min	milliliters per minute	mg/l	milligrams per liter	mv	millivolts
µs/cm	microseimons per centimeter				

LEGGETTE, BRASHEARS & GRAHAM, INC.

PAGE 1 OF 1

SAMPLE DATE: 2/7/14

LOW-FLOW SAMPLING LOG

TOTAL # WELLS: 10

Client Name: Materials Research Corporation

Project Location: 542 Rt 303 Orangeburg, NY

Sampler(s): EF.

Sample Pump: Geopump

Tubing Type: LDPE - 25 Tygon - 2

Monitoring Equipment: Horiba YSI

Well I.D. EW-8

Well Diameter (inches): 2"

Total Depth (ft btoc):

Depth to Water (ft btoc): 13.48'

Screen Setting (ft btoc): 13-18' to 21-28'

Tubing Intake (ft btoc): ~26'

Comments: Pump on at 1250

Horiba full at 1255

Well Condition: Excellent

Time (hours)	Depth to Water (ft btoc)	Evacuation Rate (ml/min)	Water Quality Monitoring Parameters: pH	Conductivity (ms/cm)	Turbidity (NTU)	Dissolved oxygen (mg/l)	Temperature (°C)	ORP (mv)
1255	13.96	150	7.29	2.88	170	3.53	13.22	171
1258	13.94	150	7.37	2.89	172	2.44	13.53	172
1301	13.94	150	7.36	2.90	21.2	2.03	13.87	173
1304	13.95	150	7.34	2.90	21.3	2.00	13.93	172
1307	13.94	150	7.34	2.90	21.1	2.01	14.07	172
1310	13.94	150	7.54	2.90	21.0	1.99	14.08	172
1313	13.94	150	7.31	2.91	20.7	1.97	14.09	172

Stabilization of Parameters (stabilization achieved for three consecutive measurements)

Time FROM	Time TO	Depth to Water (ft btoc)	Evacuation Rate (ml/min)	pH	Conductivity (ms/cm)	Turbidity (NTU)	Dissolved oxygen (mg/l)	Temperature (°C)	ORP (mv)
1307	1310	+/- 0'	150	+/- 0	+/- 0%	+/- .5%	+/- 1.0%	+/- .07%	+/- 0
1310	1313	↓	↓	+/- .03	+/- .3%	+/- 1.4%	+/- 1.0%	+/- .07%	↓
1307	1313	↓	↓	+/- .03	+/- .3%	+/- 1.9%	+/- 2.0%	+/- .14%	↓
Recommended Stabilization		+/- 0.3	100-500	+/- 0.1	+/- 3%	+/- 10%	+/- 10%	+/- 3%	+/- 10
Stabilization: (Yes/No)		Yes	Yes	Yes	Yes	Yes	Yes	Yes	Yes

Sample Time: 1314

Reviewed by:

ft btoc	feet below top of casing	NTU	Nephelometric Turbidity Units	°C	degrees Celsius
ml/min	milliliters per minute	mg/l	milligrams per liter	mv	millivolts
µs/cm	microseimons per centimeter				

LEGGETTE, BRASHEARS & GRAHAM, INC.

PAGE 1 OF 1

SAMPLE DATE: 2/3/14

LOW-FLOW SAMPLING LOG

TOTAL # WELLS: 10

Client Name: Materials Research Corporation

Project Location: 542 Rt 303 Orangeburg, NY

Sampler(s): E.F.

Sample Pump: Geopump

Tubing Type: LDPE - 30' Tygon - 2'

Monitoring Equipment: Horiba YSI

Well I.D. EW-9

Well Diameter (inches): 2"

Total Depth (ft btoc):

Depth to Water (ft btoc): 12.13'

Screen Setting (ft btoc): 13-18' to 21-28'

Tubing Intake (ft btoc): ~ 26

Comments: Pump on at 1205

Horiba full at 1208

Well Condition: Excellent

Time (hours)	Depth to Water (ft btoc)	Evacuation Rate (ml/min)	Water Quality Monitoring Parameters: pH	Conductivity (ms/cm)	Turbidity (NTU)	Dissolved oxygen (mg/l)	Temperature (°C)	ORP (mv)
1208	12.84	200	7.32	2.62	6.9	3.26	11.82	161
1211	12.84	150	7.28	2.59	7.4	1.93	11.83	165
1214	12.82	150	7.28	2.59	7.1	1.77	11.90	165
1217	12.80	150	7.31	2.58	8.0	1.63	11.85	166
1220	12.80	150	7.05	2.58	6.7	1.37	11.74	167
1223	12.80	150	7.05	2.59	7.0	1.39	11.72	167
1226	12.80	150	7.04	2.59	7.2	1.31	11.77	167

Stabilization of Parameters (stabilization achieved for three consecutive measurements)

Time FROM	Time TO	Depth to Water (ft btoc)	Evacuation Rate (ml/min)	pH	Conductivity (ms/cm)	Turbidity (NTU)	Dissolved oxygen (mg/l)	Temperature (°C)	ORP (mv)
1220	1223	+/- 0.0	150	+/- 0.0	+/- .4%	< 10 NTU	+/- 1.4%	+/- .2%	+/- 0
1223	1226	↓	↓	+/- 0.01	+/- 0%	↓	+/- 5.7%	+/- .4%	↓
1220	1226	↓	↓	+/- 0.01	+/- .4%	↓	+/- 4.4%	+/- .2%	↓
Recommended Stabilization		+/- 0.3	100-500	+/- 0.1	+/- 3%	+/- 10%	+/- 10%	+/- 3%	+/- 10
Stabilization: (Yes/No)		Yes	Yes	Yes	Yes	Yes	Yes	Yes	Yes

Sample Time: 1227

Reviewed by:

ft btoc	feet below top of casing	NTU	Nephelometric Turbidity Units	°C	degrees Celsius
ml/min	milliliters per minute	mg/l	milligrams per liter	mv	millivolts
µs/cm	microseimons per centimeter				

LEGGETTE, BRASHEARS & GRAHAM, INC.

PAGE 1 OF 1

SAMPLE DATE: 2/7/14

LOW-FLOW SAMPLING LOG

TOTAL # WELLS: 10

Client Name: Materials Research Corporation

Project Location: 542 Rt 303 Orangeburg, NY

Sampler(s): EF

Sample Pump: Geopump

Tubing Type: LDPE - 2 Tygon - 2

Monitoring Equipment: Horiba YSI

Well I.D. EW-10

Well Diameter (inches): 2"

Total Depth (ft btoc):

Depth to Water (ft btoc): 13.00'

Screen Setting (ft btoc): 15' to 25'

Tubing Intake (ft btoc): ~21'

Comments: Pump on at 1400

Horiba full at 1406

Well Condition: Excellent.

Time (hours)	Depth to Water (ft btoc)	Evacuation Rate (ml/min)	Water Quality Monitoring Parameters: pH	Conductivity (ms/cm)	Turbidity (NTU)	Dissolved oxygen (mg/l)	Temperature (°C)	ORP (mv)
1406	13.46	150	7.51	5.30	23.2	2.47	14.29	-121
1409	13.46	150	7.54	5.34	30.6	1.37	14.05	-131
1412	13.46	150	7.46	5.33	27.4	1.16	13.89	-137
1415	13.46	150	7.44	5.32	25.9	1.13	13.87	-138
1418	13.46	150	7.41	5.30	25.4	1.11	13.86	-140
1421	13.46	150	7.40	5.29	24.2	1.10	13.84	-141

Stabilization of Parameters (stabilization achieved for three consecutive measurements)

Time FROM	Time TO	Depth to Water (ft btoc)	Evacuation Rate (ml/min)	pH	Conductivity (ms/cm)	Turbidity (NTU)	Dissolved oxygen (mg/l)	Temperature (°C)	ORP (mv)
1415	1418	+/- 0.0	150	+/- .03	+/- .4%	+/- 1.9%	+/- 2.6%	+/- .1%	+/- 2
1418	1421	↓	↓	+/- .01	+/- .2%	+/- 4.7%	+/- .9%	+/- .1%	+/- 1
1415	1421	↓	↓	+/- .04	+/- .6%	+/- 6.6%	+/- 2.6%	+/- .2%	+/- 3
Recommended Stabilization		+/- 0.3	100-500	+/- 0.1	+/- 3%	+/- 10%	+/- 10%	+/- 3%	+/- 10
Stabilization: (Yes/No)		Yes	Yes	Yes	Yes	Yes	Yes	Yes	Yes

Sample Time: 1422

Reviewed by:

ft btoc	feet below top of casing	NTU	Nephelometric Turbidity Units	°C	degrees Celsius
ml/min	milliliters per minute	mg/l	milligrams per liter	mv	millivolts
µs/cm	microseimons per centimeter				

LEGGETTE, BRASHEARS & GRAHAM, INC.

PAGE 1 OF 1

SAMPLE DATE: 2/7/14

LOW-FLOW SAMPLING LOG

TOTAL # WELLS: 8

Client Name: Materials Research Corporation

Project Location: 542 Rt 303 Orangeburg, NY

Sampler(s): M. Sheperd

Sample Pump: Geopump

Tubing Type: LDPE - 30 Tygon - 2

Monitoring Equipment: Horiba YSI

Well I.D. EW-11

Well Diameter (inches): 2

Total Depth (ft btoc):

Depth to Water (ft btoc): 12.12

Screen Setting (ft btoc): 13-18 to 21-28

Tubing Intake (ft btoc): 24

Comments: Pump on at 1240

Horiba full at 1244

Well Condition: excellent

Time (hours)	Depth to Water (ft btoc)	Evacuation Rate (ml/min)	Water Quality Monitoring Parameters: pH	Conductivity (ms/cm)	Turbidity (NTU)	Dissolved oxygen (mg/l)	Temperature (°C)	ORP (mv)
12:45	12.34	100	7.31	4.38	17.7	6.77	9.70	190
12:48			7.24	4.50	53.2	2.18	11.10	184
12:51	12.34	100	7.22	4.50	3.6	1.19	11.45	167
12:54			7.22	4.51	3.4	1.00	11.62	161
12:57	12.34	100	7.21	4.53	3.9	0.92	11.86	150
13:00			7.20	4.53	3.9	0.89	12.04	142
13:03	12.34	100	7.19	4.53	3.8	0.87	12.04	140

Stabilization of Parameters (stabilization achieved for three consecutive measurements)

Time FROM	Time TO	Depth to Water (ft btoc)	Evacuation Rate (ml/min)	pH	Conductivity (ms/cm)	Turbidity (NTU)	Dissolved oxygen (mg/l)	Temperature (°C)	ORP (mv)
1257	1300	0.0	100	0.01	0.0%	0%	3.3%	1.5%	8
1300	1303	↓	↓	0.01	↓	2.6%	3.3%	0.0%	2
1257	1303			0.02		2.6%	0.0%	1.5%	10
Recommended Stabilization		+/- 0.3	100-500	+/- 0.1	+/- 3%	+/- 10%	+/- 10%	+/- 3%	+/- 10
Stabilization: (Yes/No)		Yes	Yes	Yes	Yes	Yes	Yes	Yes	Yes

Sample Time: 1305

Reviewed by:

ft btoc	feet below top of casing	NTU	Nephelometric Turbidity Units	°C	degrees Celsius
ml/min	milliliters per minute	mg/l	milligrams per liter	mv	millivolts
µs/cm	microseimons per centimeter				

LEGGETTE, BRASHEARS & GRAHAM, INC.

PAGE 1 OF 1

SAMPLE DATE: 2/7/14

LOW-FLOW SAMPLING LOG

TOTAL # WELLS: 10

Client Name: Materials Research Corporation

Project Location: 542 Rt 303 Orangeburg, NY

Sampler(s): EF.

Sample Pump: Geopump

Tubing Type: LDPE - 30 Tygon - 2

Monitoring Equipment: Horiba YSI

Well I.D. EW-12

Well Diameter (inches): 2"

Total Depth (ft btoc): ~~10.75~~

Depth to Water (ft btoc): 10.75'

Screen Setting (ft btoc): 13'-18' to 21'-28'

Tubing Intake (ft btoc): ~20'

Comments: Pump on at 1013

Horiba full at 1016

Well Condition: Excellent (collected Blind Duplicate)

Time (hours)	Depth to Water (ft btoc)	Evacuation Rate (ml/min)	Water Quality Monitoring Parameters: pH	Conductivity (ms/cm)	Turbidity (NTU)	Dissolved oxygen (mg/l)	Temperature (°C)	ORP (mv)
1016	10.98	150	6.65	2.52	18.7	4.39	9.64	195
1019	10.98	150	6.75	2.46	18.0	3.30	9.97	189
1022	10.98	150	6.81	2.45	16.2	4.04	10.41	178
1025	10.98	150	6.81	2.45	16.0	4.30	10.34	177
1028	10.98	150	6.78	2.46	15.8	4.06	10.34	176
1031	10.98	150	6.80	2.45	15.4	4.07	10.34	176
1034	10.98	150	6.80	2.45	15.3	4.04	10.34	176

Stabilization of Parameters (stabilization achieved for three consecutive measurements)

Time FROM	Time TO	Depth to Water (ft btoc)	Evacuation Rate (ml/min)	pH	Conductivity (ms/cm)	Turbidity (NTU)	Dissolved oxygen (mg/l)	Temperature (°C)	ORP (mv)
1028	1031	+/-0.0	150	+/-.02	+/-.4%	+/-2.5%	+/-.2%	+/-0%	+/-0
1031	1034	↓	↓	+/-0.0	+/-0%	+/-.6%	+/-.7%	↓	↓
1028	1034	↓	↓	+/-0.0	+/-.4%	+/-3.2%	+/-.5%	↓	↓
Recommended Stabilization		+/- 0.3	100-500	+/- 0.1	+/- 3%	+/- 10%	+/- 10%	+/- 3%	+/- 10
Stabilization: (Yes/No)		Yes	Yes	Yes	Yes	Yes	Yes	Yes	Yes

Sample Time: 1035

Reviewed by:

ft btoc	feet below top of casing	NTU	Nephelometric Turbidity Units	°C	degrees Celsius
ml/min	milliliters per minute	mg/l	milligrams per liter	mv	millivolts
µs/cm	microseimons per centimeter				

BASELINE Well ID	Screen Setting		Halogenated VOCs	Methane/ Ethane/Ethene	Metals	Chloride
IL-MW-8	11-21		X	methane		
IL- MW-9	7-17		X	methane		
EW-5	13-18	21-28	X	X		
EW-6	13-18	21-28	X	X		
EW-7	13-18	21-28	X	X		
EW-8	13-18	21-28	X	X		
EW-9	13-18	21-28	X	X		
EW-10	15-25	--	X	X		
EW-11	13-18	21-28	X	X		
EW-12	13-18	21-28	X	X		
Duplicate	EW-12		X	X		
MS/MSD	EW-5		X	X		
Trip			X			
Field Blank			X			

Metals = As, Ba, Cd, Cr, Hex Cr, Cu Pb, Se

Duplicate and MS/MSD are required 1 every 20 samples
Trip Blanks and Field blanks are required 1 every 20 samples

Technical Report

prepared for:

Leggette Brashears & Graham Shelton Office
4 Research Drive, Suite 301
Shelton CT, 06484
Attention: Karen Destefanis

Report Date: 02/17/2014
Client Project ID: SONY
York Project (SDG) No.: 14B0215

Report Date: 02/17/2014
Client Project ID: SONY
York Project (SDG) No.: 14B0215

Leggette Brashears & Graham Shelton Office
4 Research Drive, Suite 301
Shelton CT, 06484
Attention: Karen Destefanis

Purpose and Results

This report contains the analytical data for the sample(s) identified on the attached chain-of-custody received in our laboratory on February 10, 2014 and listed below. The project was identified as your project: **SONY**.

The analyses were conducted utilizing appropriate EPA, Standard Methods, and ASTM methods as detailed in the data summary tables.

All samples were received in proper condition meeting the customary acceptance requirements for environmental samples except those indicated under the Notes section of this report.

All analyses met the method and laboratory standard operating procedure requirements except as indicated by any data flags, the meaning of which are explained in the attachment to this report, and case narrative if applicable.

The results of the analyses, which are all reported on dry weight basis (soils) unless otherwise noted, are detailed in the following pages.

Please contact Client Services at 203.325.1371 with any questions regarding this report.

York Sample ID	Client Sample ID	Matrix	Date Collected	Date Received
14B0215-01	EW-5	Water	02/07/2014	02/10/2014
14B0215-02	EW-6	Water	02/07/2014	02/10/2014
14B0215-03	EW-7	Water	02/07/2014	02/10/2014
14B0215-04	EW-8	Water	02/07/2014	02/10/2014
14B0215-05	EW-9	Water	02/07/2014	02/10/2014
14B0215-06	EW-10	Water	02/07/2014	02/10/2014
14B0215-07	EW-11	Water	02/07/2014	02/10/2014
14B0215-08	EW-12	Water	02/07/2014	02/10/2014
14B0215-09	trip blank	Water	02/07/2014	02/10/2014
14B0215-10	equipment blank	Water	02/07/2014	02/10/2014
14B0215-11	duplicate	Water	02/07/2014	02/10/2014

General Notes for York Project (SDG) No.: 14B0215

1. The RLs and MDLs (Reporting Limit and Method Detection Limit respectively) reported are adjusted for any dilution necessary due to the levels of target and/or non-target analytes and matrix interference. The RL(REPORTING LIMIT) is based upon the lowest standard utilized for the calibration where applicable.
2. Samples are retained for a period of thirty days after submittal of report, unless other arrangements are made.
3. York's liability for the above data is limited to the dollar value paid to York for the referenced project.
4. This report shall not be reproduced without the written approval of York Analytical Laboratories, Inc.
5. All samples were received in proper condition for analysis with proper documentation, unless otherwise noted.
6. All analyses conducted met method or Laboratory SOP requirements. See the Qualifiers and/or Narrative sections for further information.
7. It is noted that no analyses reported herein were subcontracted to another laboratory, unless noted in the report.
8. This report reflects results that relate only to the samples submitted on the attached chain-of-custody form(s) received by York.

Approved By:

Date: 02/17/2014

Benjamin Gulizia
Laboratory Director

Sample Information

Client Sample ID: **EW-5** **York Sample ID:** **14B0215-01**

York Project (SDG) No.	Client Project ID	Matrix	Collection Date/Time	Date Received
14B0215	SONY	Water	February 7, 2014 11:32 am	02/10/2014

Volatile Organics, 8260 Halogenated List

Log-in Notes: **Sample Notes:**

Sample Prepared by Method: EPA 5030B

CAS No.	Parameter	Result	Flag	Units	MDL	RL	Dilution	Reference Method	Date/Time Prepared	Date/Time Analyzed	Analyst
630-20-6	1,1,1,2-Tetrachloroethane	ND		ug/L	0.32	5.0	1	EPA 8260C	02/12/2014 09:28	02/13/2014 00:53	SS
71-55-6	1,1,1-Trichloroethane	**16**		ug/L	0.23	5.0	1	EPA 8260C	02/12/2014 09:28	02/13/2014 00:53	SS
79-34-5	1,1,2,2-Tetrachloroethane	ND		ug/L	0.59	5.0	1	EPA 8260C	02/12/2014 09:28	02/13/2014 00:53	SS
76-13-1	1,2-Trichloro-1,2,2-trifluoroethane (Freon 11	**2.6**	J	ug/L	0.34	5.0	1	EPA 8260C	02/12/2014 09:28	02/13/2014 00:53	SS
79-00-5	1,1,2-Trichloroethane	ND		ug/L	1.3	5.0	1	EPA 8260C	02/12/2014 09:28	02/13/2014 00:53	SS
75-34-3	1,1-Dichloroethane	ND		ug/L	0.42	5.0	1	EPA 8260C	02/12/2014 09:28	02/13/2014 00:53	SS
75-35-4	1,1-Dichloroethylene	**2.7**	J	ug/L	0.52	5.0	1	EPA 8260C	02/12/2014 09:28	02/13/2014 00:53	SS
563-58-6	1,1-Dichloropropylene	ND		ug/L	0.26	5.0	1	EPA 8260C	02/12/2014 09:28	02/13/2014 00:53	SS
87-61-6	1,2,3-Trichlorobenzene	ND		ug/L	0.99	10	1	EPA 8260C	02/12/2014 09:28	02/13/2014 00:53	SS
96-18-4	1,2,3-Trichloropropane	ND		ug/L	0.73	5.0	1	EPA 8260C	02/12/2014 09:28	02/13/2014 00:53	SS
120-82-1	1,2,4-Trichlorobenzene	ND		ug/L	0.91	10	1	EPA 8260C	02/12/2014 09:28	02/13/2014 00:53	SS
96-12-8	1,2-Dibromo-3-chloropropane	ND		ug/L	0.98	10	1	EPA 8260C	02/12/2014 09:28	02/13/2014 00:53	SS
106-93-4	1,2-Dibromoethane	ND		ug/L	0.44	5.0	1	EPA 8260C	02/12/2014 09:28	02/13/2014 00:53	SS
95-50-1	1,2-Dichlorobenzene	ND		ug/L	0.40	5.0	1	EPA 8260C	02/12/2014 09:28	02/13/2014 00:53	SS
107-06-2	1,2-Dichloroethane	ND		ug/L	0.36	5.0	1	EPA 8260C	02/12/2014 09:28	02/13/2014 00:53	SS
78-87-5	1,2-Dichloropropane	ND		ug/L	0.23	5.0	1	EPA 8260C	02/12/2014 09:28	02/13/2014 00:53	SS
541-73-1	1,3-Dichlorobenzene	ND		ug/L	0.47	5.0	1	EPA 8260C	02/12/2014 09:28	02/13/2014 00:53	SS
142-28-9	1,3-Dichloropropane	ND		ug/L	0.55	5.0	1	EPA 8260C	02/12/2014 09:28	02/13/2014 00:53	SS
106-46-7	1,4-Dichlorobenzene	ND		ug/L	0.62	5.0	1	EPA 8260C	02/12/2014 09:28	02/13/2014 00:53	SS
594-20-7	2,2-Dichloropropane	ND		ug/L	0.42	5.0	1	EPA 8260C	02/12/2014 09:28	02/13/2014 00:53	SS
95-49-8	2-Chlorotoluene	ND		ug/L	0.43	5.0	1	EPA 8260C	02/12/2014 09:28	02/13/2014 00:53	SS
106-43-4	4-Chlorotoluene	ND		ug/L	0.31	5.0	1	EPA 8260C	02/12/2014 09:28	02/13/2014 00:53	SS
108-86-1	Bromobenzene	ND		ug/L	1.0	5.0	1	EPA 8260C	02/12/2014 09:28	02/13/2014 00:53	SS
74-97-5	Bromochloromethane	ND		ug/L	0.54	5.0	1	EPA 8260C	02/12/2014 09:28	02/13/2014 00:53	SS
75-27-4	Bromodichloromethane	ND		ug/L	0.41	5.0	1	EPA 8260C	02/12/2014 09:28	02/13/2014 00:53	SS
75-25-2	Bromoform	ND		ug/L	0.58	5.0	1	EPA 8260C	02/12/2014 09:28	02/13/2014 00:53	SS
74-83-9	Bromomethane	ND		ug/L	2.0	5.0	1	EPA 8260C	02/12/2014 09:28	02/13/2014 00:53	SS
56-23-5	Carbon tetrachloride	**20**		ug/L	0.56	5.0	1	EPA 8260C	02/12/2014 09:28	02/13/2014 00:53	SS
108-90-7	Chlorobenzene	ND		ug/L	0.38	5.0	1	EPA 8260C	02/12/2014 09:28	02/13/2014 00:53	SS
75-00-3	Chloroethane	ND		ug/L	2.8	5.0	1	EPA 8260C	02/12/2014 09:28	02/13/2014 00:53	SS
67-66-3	Chloroform	**3.4**	J	ug/L	0.42	5.0	1	EPA 8260C	02/12/2014 09:28	02/13/2014 00:53	SS

Sample Information

Client Sample ID: **EW-5** **York Sample ID:** **14B0215-01**

York Project (SDG) No.	Client Project ID	Matrix	Collection Date/Time	Date Received
14B0215	SONY	Water	February 7, 2014 11:32 am	02/10/2014

Volatile Organics, 8260 Halogenated List

Log-in Notes: **Sample Notes:**

Sample Prepared by Method: EPA 5030B

CAS No.	Parameter	Result	Flag	Units	MDL	RL	Dilution	Reference Method	Date/Time Prepared	Date/Time Analyzed	Analyst
74-87-3	Chloromethane	ND		ug/L	0.41	5.0	1	EPA 8260C	02/12/2014 09:28	02/13/2014 00:53	SS
156-59-2	cis-1,2-Dichloroethylene	**71**		ug/L	0.43	5.0	1	EPA 8260C	02/12/2014 09:28	02/13/2014 00:53	SS
10061-01-5	cis-1,3-Dichloropropylene	ND		ug/L	0.41	5.0	1	EPA 8260C	02/12/2014 09:28	02/13/2014 00:53	SS
124-48-1	Dibromochloromethane	ND		ug/L	0.39	5.0	1	EPA 8260C	02/12/2014 09:28	02/13/2014 00:53	SS
74-95-3	Dibromomethane	ND		ug/L	0.58	5.0	1	EPA 8260C	02/12/2014 09:28	02/13/2014 00:53	SS
75-71-8	Dichlorodifluoromethane	ND		ug/L	0.35	5.0	1	EPA 8260C	02/12/2014 09:28	02/13/2014 00:53	SS
87-68-3	Hexachlorobutadiene	ND		ug/L	0.68	5.0	1	EPA 8260C	02/12/2014 09:28	02/13/2014 00:53	SS
75-09-2	Methylene chloride	**6.0**	J, B	ug/L	2.4	10	1	EPA 8260C	02/12/2014 09:28	02/13/2014 00:53	SS
127-18-4	Tetrachloroethylene	**29**		ug/L	0.41	5.0	1	EPA 8260C	02/12/2014 09:28	02/13/2014 00:53	SS
156-60-5	trans-1,2-Dichloroethylene	ND		ug/L	0.52	5.0	1	EPA 8260C	02/12/2014 09:28	02/13/2014 00:53	SS
10061-02-6	trans-1,3-Dichloropropylene	ND		ug/L	0.67	5.0	1	EPA 8260C	02/12/2014 09:28	02/13/2014 00:53	SS
79-01-6	Trichloroethylene	**1700**		ug/L	8.2	250	50	EPA 8260C	02/12/2014 09:28	02/14/2014 19:05	SS
75-69-4	Trichlorofluoromethane	ND		ug/L	0.54	5.0	1	EPA 8260C	02/12/2014 09:28	02/13/2014 00:53	SS
75-01-4	Vinyl Chloride	ND		ug/L	0.68	5.0	1	EPA 8260C	02/12/2014 09:28	02/13/2014 00:53	SS

	Surrogate Recoveries	Result	Acceptance Range
17060-07-0	*Surrogate: 1,2-Dichloroethane-d4*	*102 %*	*78-122*
460-00-4	*Surrogate: p-Bromofluorobenzene*	*99.9 %*	*87-112*
2037-26-5	*Surrogate: Toluene-d8*	*101 %*	*91-110*

Methane, Ethane & Ethylene

Log-in Notes: **Sample Notes:**

Sample Prepared by Method: Preparation for GC Analysis

CAS No.	Parameter	Result	Flag	Units	MDL	RL	Dilution	Reference Method	Date/Time Prepared	Date/Time Analyzed	Analyst
74-82-8	Methane	**100**		ug/L	10	10	1	GC/Headspace	02/13/2014 08:29	02/13/2014 08:31	JW
74-84-0	Ethane	ND		ug/L	10	10	1	GC/Headspace	02/13/2014 08:29	02/13/2014 08:31	JW
74-85-1	Ethylene (Ethene)	ND		ug/L	10	10	1	GC/Headspace	02/13/2014 08:29	02/13/2014 08:31	JW

Sample Information

Client Sample ID: **EW-6** **York Sample ID:** **14B0215-02**

York Project (SDG) No.	Client Project ID	Matrix	Collection Date/Time	Date Received
14B0215	SONY	Water	February 7, 2014 2:35 pm	02/10/2014

Sample Information

Client Sample ID: **EW-6** **York Sample ID:** **14B0215-02**

York Project (SDG) No.	Client Project ID	Matrix	Collection Date/Time	Date Received
14B0215	SONY	Water	February 7, 2014 2:35 pm	02/10/2014

Volatile Organics, 8260 Halogenated List **Log-in Notes:** **Sample Notes:**

Sample Prepared by Method: EPA 5030B

CAS No.	Parameter	Result	Flag	Units	MDL	RL	Dilution	Reference Method	Date/Time Prepared	Date/Time Analyzed	Analyst
630-20-6	1,1,1,2-Tetrachloroethane	ND		ug/L	0.32	5.0	1	EPA 8260C	02/12/2014 09:28	02/13/2014 01:23	SS
71-55-6	1,1,1-Trichloroethane	**370**		ug/L	11	250	50	EPA 8260C	02/12/2014 09:28	02/14/2014 19:39	SS
79-34-5	1,1,2,2-Tetrachloroethane	ND		ug/L	0.59	5.0	1	EPA 8260C	02/12/2014 09:28	02/13/2014 01:23	SS
76-13-1	,1,2-Trichloro-1,2,2-trifluoroethane (Freon 113	ND		ug/L	0.34	5.0	1	EPA 8260C	02/12/2014 09:28	02/13/2014 01:23	SS
79-00-5	1,1,2-Trichloroethane	ND		ug/L	1.3	5.0	1	EPA 8260C	02/12/2014 09:28	02/13/2014 01:23	SS
75-34-3	1,1-Dichloroethane	**5.4**		ug/L	0.42	5.0	1	EPA 8260C	02/12/2014 09:28	02/13/2014 01:23	SS
75-35-4	1,1-Dichloroethylene	**49**		ug/L	0.52	5.0	1	EPA 8260C	02/12/2014 09:28	02/13/2014 01:23	SS
563-58-6	1,1-Dichloropropylene	ND		ug/L	0.26	5.0	1	EPA 8260C	02/12/2014 09:28	02/13/2014 01:23	SS
87-61-6	1,2,3-Trichlorobenzene	ND		ug/L	0.99	10	1	EPA 8260C	02/12/2014 09:28	02/13/2014 01:23	SS
96-18-4	1,2,3-Trichloropropane	ND		ug/L	0.73	5.0	1	EPA 8260C	02/12/2014 09:28	02/13/2014 01:23	SS
120-82-1	1,2,4-Trichlorobenzene	ND		ug/L	0.91	10	1	EPA 8260C	02/12/2014 09:28	02/13/2014 01:23	SS
96-12-8	1,2-Dibromo-3-chloropropane	ND		ug/L	0.98	10	1	EPA 8260C	02/12/2014 09:28	02/13/2014 01:23	SS
106-93-4	1,2-Dibromoethane	ND		ug/L	0.44	5.0	1	EPA 8260C	02/12/2014 09:28	02/13/2014 01:23	SS
95-50-1	1,2-Dichlorobenzene	ND		ug/L	0.40	5.0	1	EPA 8260C	02/12/2014 09:28	02/13/2014 01:23	SS
107-06-2	1,2-Dichloroethane	ND		ug/L	0.36	5.0	1	EPA 8260C	02/12/2014 09:28	02/13/2014 01:23	SS
78-87-5	1,2-Dichloropropane	ND		ug/L	0.23	5.0	1	EPA 8260C	02/12/2014 09:28	02/13/2014 01:23	SS
541-73-1	1,3-Dichlorobenzene	ND		ug/L	0.47	5.0	1	EPA 8260C	02/12/2014 09:28	02/13/2014 01:23	SS
142-28-9	1,3-Dichloropropane	ND		ug/L	0.55	5.0	1	EPA 8260C	02/12/2014 09:28	02/13/2014 01:23	SS
106-46-7	1,4-Dichlorobenzene	ND		ug/L	0.62	5.0	1	EPA 8260C	02/12/2014 09:28	02/13/2014 01:23	SS
594-20-7	2,2-Dichloropropane	ND		ug/L	0.42	5.0	1	EPA 8260C	02/12/2014 09:28	02/13/2014 01:23	SS
95-49-8	2-Chlorotoluene	ND		ug/L	0.43	5.0	1	EPA 8260C	02/12/2014 09:28	02/13/2014 01:23	SS
106-43-4	4-Chlorotoluene	ND		ug/L	0.31	5.0	1	EPA 8260C	02/12/2014 09:28	02/13/2014 01:23	SS
108-86-1	Bromobenzene	ND		ug/L	1.0	5.0	1	EPA 8260C	02/12/2014 09:28	02/13/2014 01:23	SS
74-97-5	Bromochloromethane	ND		ug/L	0.54	5.0	1	EPA 8260C	02/12/2014 09:28	02/13/2014 01:23	SS
75-27-4	Bromodichloromethane	ND		ug/L	0.41	5.0	1	EPA 8260C	02/12/2014 09:28	02/13/2014 01:23	SS
75-25-2	Bromoform	ND		ug/L	0.58	5.0	1	EPA 8260C	02/12/2014 09:28	02/13/2014 01:23	SS
74-83-9	Bromomethane	ND		ug/L	2.0	5.0	1	EPA 8260C	02/12/2014 09:28	02/13/2014 01:23	SS
56-23-5	Carbon tetrachloride	**860**		ug/L	28	250	50	EPA 8260C	02/12/2014 09:28	02/14/2014 19:39	SS
108-90-7	Chlorobenzene	ND		ug/L	0.38	5.0	1	EPA 8260C	02/12/2014 09:28	02/13/2014 01:23	SS
75-00-3	Chloroethane	ND		ug/L	2.8	5.0	1	EPA 8260C	02/12/2014 09:28	02/13/2014 01:23	SS
67-66-3	Chloroform	**53**		ug/L	0.42	5.0	1	EPA 8260C	02/12/2014 09:28	02/13/2014 01:23	SS

Sample Information

Client Sample ID: **EW-6** **York Sample ID:** **14B0215-02**

York Project (SDG) No.	Client Project ID	Matrix	Collection Date/Time	Date Received
14B0215	SONY	Water	February 7, 2014 2:35 pm	02/10/2014

Volatile Organics, 8260 Halogenated List

Log-in Notes: **Sample Notes:**

Sample Prepared by Method: EPA 5030B

CAS No.	Parameter	Result	Flag	Units	MDL	RL	Dilution	Reference Method	Date/Time Prepared	Date/Time Analyzed	Analyst
74-87-3	Chloromethane	ND		ug/L	0.41	5.0	1	EPA 8260C	02/12/2014 09:28	02/13/2014 01:23	SS
156-59-2	cis-1,2-Dichloroethylene	**360**		ug/L	22	250	50	EPA 8260C	02/12/2014 09:28	02/14/2014 19:39	SS
10061-01-5	cis-1,3-Dichloropropylene	ND		ug/L	0.41	5.0	1	EPA 8260C	02/12/2014 09:28	02/13/2014 01:23	SS
124-48-1	Dibromochloromethane	ND		ug/L	0.39	5.0	1	EPA 8260C	02/12/2014 09:28	02/13/2014 01:23	SS
74-95-3	Dibromomethane	ND		ug/L	0.58	5.0	1	EPA 8260C	02/12/2014 09:28	02/13/2014 01:23	SS
75-71-8	Dichlorodifluoromethane	ND		ug/L	0.35	5.0	1	EPA 8260C	02/12/2014 09:28	02/13/2014 01:23	SS
87-68-3	Hexachlorobutadiene	ND		ug/L	0.68	5.0	1	EPA 8260C	02/12/2014 09:28	02/13/2014 01:23	SS
75-09-2	Methylene chloride	**7.9**	J, B	ug/L	2.4	10	1	EPA 8260C	02/12/2014 09:28	02/13/2014 01:23	SS
127-18-4	Tetrachloroethylene	**570**		ug/L	20	250	50	EPA 8260C	02/12/2014 09:28	02/14/2014 19:39	SS
156-60-5	trans-1,2-Dichloroethylene	**1.0**	J	ug/L	0.52	5.0	1	EPA 8260C	02/12/2014 09:28	02/13/2014 01:23	SS
10061-02-6	trans-1,3-Dichloropropylene	ND		ug/L	0.67	5.0	1	EPA 8260C	02/12/2014 09:28	02/13/2014 01:23	SS
79-01-6	Trichloroethylene	**28000**		ug/L	82	2500	500	EPA 8260C	02/12/2014 09:28	02/17/2014 14:28	SS
75-69-4	Trichlorofluoromethane	ND		ug/L	0.54	5.0	1	EPA 8260C	02/12/2014 09:28	02/13/2014 01:23	SS
75-01-4	Vinyl Chloride	ND		ug/L	0.68	5.0	1	EPA 8260C	02/12/2014 09:28	02/13/2014 01:23	SS

	Surrogate Recoveries	Result	Acceptance Range
17060-07-0	*Surrogate: 1,2-Dichloroethane-d4*	*99.4 %*	*78-122*
460-00-4	*Surrogate: p-Bromofluorobenzene*	*107 %*	*87-112*
2037-26-5	*Surrogate: Toluene-d8*	*99.0 %*	*91-110*

Methane, Ethane & Ethylene

Log-in Notes: **Sample Notes:**

Sample Prepared by Method: Preparation for GC Analysis

CAS No.	Parameter	Result	Flag	Units	MDL	RL	Dilution	Reference Method	Date/Time Prepared	Date/Time Analyzed	Analyst
74-82-8	Methane	**10**		ug/L	10	10	1	GC/Headspace	02/13/2014 08:29	02/13/2014 08:31	JW
74-84-0	Ethane	ND		ug/L	10	10	1	GC/Headspace	02/13/2014 08:29	02/13/2014 08:31	JW
74-85-1	Ethylene (Ethene)	ND		ug/L	10	10	1	GC/Headspace	02/13/2014 08:29	02/13/2014 08:31	JW

Sample Information

Client Sample ID: **EW-7** **York Sample ID:** **14B0215-03**

York Project (SDG) No.	Client Project ID	Matrix	Collection Date/Time	Date Received
14B0215	SONY	Water	February 7, 2014 3:15 pm	02/10/2014

Volatile Organics, 8260 Halogenated List

Log-in Notes: **Sample Notes:**

Sample Information

Client Sample ID: **EW-7** **York Sample ID:** **14B0215-03**

York Project (SDG) No.	Client Project ID	Matrix	Collection Date/Time	Date Received
14B0215	SONY	Water	February 7, 2014 3:15 pm	02/10/2014

Sample Prepared by Method: EPA 5030B

CAS No.	Parameter	Result	Flag	Units	MDL	RL	Dilution	Reference Method	Date/Time Prepared	Date/Time Analyzed	Analyst
630-20-6	1,1,1,2-Tetrachloroethane	ND		ug/L	0.32	5.0	1	EPA 8260C	02/12/2014 09:28	02/13/2014 01:54	SS
71-55-6	1,1,1-Trichloroethane	**300**		ug/L	11	250	50	EPA 8260C	02/12/2014 09:28	02/14/2014 20:13	SS
79-34-5	1,1,2,2-Tetrachloroethane	ND		ug/L	0.59	5.0	1	EPA 8260C	02/12/2014 09:28	02/13/2014 01:54	SS
76-13-1	,1,2-Trichloro-1,2,2-trifluoroethane (Freon 113	ND		ug/L	0.34	5.0	1	EPA 8260C	02/12/2014 09:28	02/13/2014 01:54	SS
79-00-5	1,1,2-Trichloroethane	ND		ug/L	1.3	5.0	1	EPA 8260C	02/12/2014 09:28	02/13/2014 01:54	SS
75-34-3	1,1-Dichloroethane	**2.1**	J	ug/L	0.42	5.0	1	EPA 8260C	02/12/2014 09:28	02/13/2014 01:54	SS
75-35-4	1,1-Dichloroethylene	**89**		ug/L	0.52	5.0	1	EPA 8260C	02/12/2014 09:28	02/13/2014 01:54	SS
563-58-6	1,1-Dichloropropylene	ND		ug/L	0.26	5.0	1	EPA 8260C	02/12/2014 09:28	02/13/2014 01:54	SS
87-61-6	1,2,3-Trichlorobenzene	ND		ug/L	0.99	10	1	EPA 8260C	02/12/2014 09:28	02/13/2014 01:54	SS
96-18-4	1,2,3-Trichloropropane	ND		ug/L	0.73	5.0	1	EPA 8260C	02/12/2014 09:28	02/13/2014 01:54	SS
120-82-1	1,2,4-Trichlorobenzene	ND		ug/L	0.91	10	1	EPA 8260C	02/12/2014 09:28	02/13/2014 01:54	SS
96-12-8	1,2-Dibromo-3-chloropropane	ND		ug/L	0.98	10	1	EPA 8260C	02/12/2014 09:28	02/13/2014 01:54	SS
106-93-4	1,2-Dibromoethane	ND		ug/L	0.44	5.0	1	EPA 8260C	02/12/2014 09:28	02/13/2014 01:54	SS
95-50-1	1,2-Dichlorobenzene	ND		ug/L	0.40	5.0	1	EPA 8260C	02/12/2014 09:28	02/13/2014 01:54	SS
107-06-2	1,2-Dichloroethane	ND		ug/L	0.36	5.0	1	EPA 8260C	02/12/2014 09:28	02/13/2014 01:54	SS
78-87-5	1,2-Dichloropropane	ND		ug/L	0.23	5.0	1	EPA 8260C	02/12/2014 09:28	02/13/2014 01:54	SS
541-73-1	1,3-Dichlorobenzene	ND		ug/L	0.47	5.0	1	EPA 8260C	02/12/2014 09:28	02/13/2014 01:54	SS
142-28-9	1,3-Dichloropropane	ND		ug/L	0.55	5.0	1	EPA 8260C	02/12/2014 09:28	02/13/2014 01:54	SS
106-46-7	1,4-Dichlorobenzene	ND		ug/L	0.62	5.0	1	EPA 8260C	02/12/2014 09:28	02/13/2014 01:54	SS
594-20-7	2,2-Dichloropropane	ND		ug/L	0.42	5.0	1	EPA 8260C	02/12/2014 09:28	02/13/2014 01:54	SS
95-49-8	2-Chlorotoluene	ND		ug/L	0.43	5.0	1	EPA 8260C	02/12/2014 09:28	02/13/2014 01:54	SS
106-43-4	4-Chlorotoluene	ND		ug/L	0.31	5.0	1	EPA 8260C	02/12/2014 09:28	02/13/2014 01:54	SS
108-86-1	Bromobenzene	ND		ug/L	1.0	5.0	1	EPA 8260C	02/12/2014 09:28	02/13/2014 01:54	SS
74-97-5	Bromochloromethane	ND		ug/L	0.54	5.0	1	EPA 8260C	02/12/2014 09:28	02/13/2014 01:54	SS
75-27-4	Bromodichloromethane	ND		ug/L	0.41	5.0	1	EPA 8260C	02/12/2014 09:28	02/13/2014 01:54	SS
75-25-2	Bromoform	ND		ug/L	0.58	5.0	1	EPA 8260C	02/12/2014 09:28	02/13/2014 01:54	SS
74-83-9	Bromomethane	ND		ug/L	2.0	5.0	1	EPA 8260C	02/12/2014 09:28	02/13/2014 01:54	SS
56-23-5	Carbon tetrachloride	**1100**		ug/L	28	250	50	EPA 8260C	02/12/2014 09:28	02/14/2014 20:13	SS
108-90-7	Chlorobenzene	ND		ug/L	0.38	5.0	1	EPA 8260C	02/12/2014 09:28	02/13/2014 01:54	SS
75-00-3	Chloroethane	ND		ug/L	2.8	5.0	1	EPA 8260C	02/12/2014 09:28	02/13/2014 01:54	SS
67-66-3	Chloroform	**32**		ug/L	0.42	5.0	1	EPA 8260C	02/12/2014 09:28	02/13/2014 01:54	SS
74-87-3	Chloromethane	ND		ug/L	0.41	5.0	1	EPA 8260C	02/12/2014 09:28	02/13/2014 01:54	SS

Sample Information

Client Sample ID: **EW-7** **York Sample ID:** **14B0215-03**

York Project (SDG) No.	Client Project ID	Matrix	Collection Date/Time	Date Received
14B0215	SONY	Water	February 7, 2014 3:15 pm	02/10/2014

Volatile Organics, 8260 Halogenated List

Log-in Notes: **Sample Notes:**

Sample Prepared by Method: EPA 5030B

CAS No.	Parameter	Result	Flag	Units	MDL	RL	Dilution	Reference Method	Date/Time Prepared	Date/Time Analyzed	Analyst
156-59-2	cis-1,2-Dichloroethylene	**200**		ug/L	0.43	5.0	1	EPA 8260C	02/12/2014 09:28	02/13/2014 01:54	SS
10061-01-5	cis-1,3-Dichloropropylene	ND		ug/L	0.41	5.0	1	EPA 8260C	02/12/2014 09:28	02/13/2014 01:54	SS
124-48-1	Dibromochloromethane	ND		ug/L	0.39	5.0	1	EPA 8260C	02/12/2014 09:28	02/13/2014 01:54	SS
74-95-3	Dibromomethane	ND		ug/L	0.58	5.0	1	EPA 8260C	02/12/2014 09:28	02/13/2014 01:54	SS
75-71-8	Dichlorodifluoromethane	ND		ug/L	0.35	5.0	1	EPA 8260C	02/12/2014 09:28	02/13/2014 01:54	SS
87-68-3	Hexachlorobutadiene	ND		ug/L	0.68	5.0	1	EPA 8260C	02/12/2014 09:28	02/13/2014 01:54	SS
75-09-2	Methylene chloride	**6.2**	J, B	ug/L	2.4	10	1	EPA 8260C	02/12/2014 09:28	02/13/2014 01:54	SS
127-18-4	Tetrachloroethylene	**530**		ug/L	20	250	50	EPA 8260C	02/12/2014 09:28	02/14/2014 20:13	SS
156-60-5	trans-1,2-Dichloroethylene	ND		ug/L	0.52	5.0	1	EPA 8260C	02/12/2014 09:28	02/13/2014 01:54	SS
10061-02-6	trans-1,3-Dichloropropylene	ND		ug/L	0.67	5.0	1	EPA 8260C	02/12/2014 09:28	02/13/2014 01:54	SS
79-01-6	Trichloroethylene	**28000**		ug/L	82	2500	500	EPA 8260C	02/12/2014 09:28	02/17/2014 15:02	SS
75-69-4	Trichlorofluoromethane	ND		ug/L	0.54	5.0	1	EPA 8260C	02/12/2014 09:28	02/13/2014 01:54	SS
75-01-4	Vinyl Chloride	ND		ug/L	0.68	5.0	1	EPA 8260C	02/12/2014 09:28	02/13/2014 01:54	SS

	Surrogate Recoveries	Result	Acceptance Range
17060-07-0	*Surrogate: 1,2-Dichloroethane-d4*	*102 %*	*78-122*
460-00-4	*Surrogate: p-Bromofluorobenzene*	*104 %*	*87-112*
2037-26-5	*Surrogate: Toluene-d8*	*97.4 %*	*91-110*

Methane, Ethane & Ethylene

Log-in Notes: **Sample Notes:**

Sample Prepared by Method: Preparation for GC Analysis

CAS No.	Parameter	Result	Flag	Units	MDL	RL	Dilution	Reference Method	Date/Time Prepared	Date/Time Analyzed	Analyst
74-82-8	Methane	ND		ug/L	10	10	1	GC/Headspace	02/13/2014 08:29	02/13/2014 08:31	JW
74-84-0	Ethane	ND		ug/L	10	10	1	GC/Headspace	02/13/2014 08:29	02/13/2014 08:31	JW
74-85-1	Ethylene (Ethene)	ND		ug/L	10	10	1	GC/Headspace	02/13/2014 08:29	02/13/2014 08:31	JW

Sample Information

Client Sample ID: **EW-8** **York Sample ID:** **14B0215-04**

York Project (SDG) No.	Client Project ID	Matrix	Collection Date/Time	Date Received
14B0215	SONY	Water	February 7, 2014 1:14 pm	02/10/2014

Volatile Organics, 8260 Halogenated List

Log-in Notes: **Sample Notes:**

Sample Information

Client Sample ID: **EW-8** **York Sample ID:** **14B0215-04**

York Project (SDG) No.	Client Project ID	Matrix	Collection Date/Time	Date Received
14B0215	SONY	Water	February 7, 2014 1:14 pm	02/10/2014

Sample Prepared by Method: EPA 5030B

CAS No.	Parameter	Result	Flag	Units	MDL	RL	Dilution	Reference Method	Date/Time Prepared	Date/Time Analyzed	Analyst
630-20-6	1,1,1,2-Tetrachloroethane	ND		ug/L	0.32	5.0	1	EPA 8260C	02/12/2014 09:28	02/13/2014 02:25	SS
71-55-6	1,1,1-Trichloroethane	**160**		ug/L	0.23	5.0	1	EPA 8260C	02/12/2014 09:28	02/13/2014 02:25	SS
79-34-5	1,1,2,2-Tetrachloroethane	ND		ug/L	0.59	5.0	1	EPA 8260C	02/12/2014 09:28	02/13/2014 02:25	SS
76-13-1	,1,2-Trichloro-1,2,2-trifluoroethane (Freon 113	ND		ug/L	0.34	5.0	1	EPA 8260C	02/12/2014 09:28	02/13/2014 02:25	SS
79-00-5	1,1,2-Trichloroethane	ND		ug/L	1.3	5.0	1	EPA 8260C	02/12/2014 09:28	02/13/2014 02:25	SS
75-34-3	1,1-Dichloroethane	**2.1**	J	ug/L	0.42	5.0	1	EPA 8260C	02/12/2014 09:28	02/13/2014 02:25	SS
75-35-4	1,1-Dichloroethylene	**15**		ug/L	0.52	5.0	1	EPA 8260C	02/12/2014 09:28	02/13/2014 02:25	SS
563-58-6	1,1-Dichloropropylene	ND		ug/L	0.26	5.0	1	EPA 8260C	02/12/2014 09:28	02/13/2014 02:25	SS
87-61-6	1,2,3-Trichlorobenzene	ND		ug/L	0.99	10	1	EPA 8260C	02/12/2014 09:28	02/13/2014 02:25	SS
96-18-4	1,2,3-Trichloropropane	ND		ug/L	0.73	5.0	1	EPA 8260C	02/12/2014 09:28	02/13/2014 02:25	SS
120-82-1	1,2,4-Trichlorobenzene	ND		ug/L	0.91	10	1	EPA 8260C	02/12/2014 09:28	02/13/2014 02:25	SS
96-12-8	1,2-Dibromo-3-chloropropane	ND		ug/L	0.98	10	1	EPA 8260C	02/12/2014 09:28	02/13/2014 02:25	SS
106-93-4	1,2-Dibromoethane	ND		ug/L	0.44	5.0	1	EPA 8260C	02/12/2014 09:28	02/13/2014 02:25	SS
95-50-1	1,2-Dichlorobenzene	ND		ug/L	0.40	5.0	1	EPA 8260C	02/12/2014 09:28	02/13/2014 02:25	SS
107-06-2	1,2-Dichloroethane	ND		ug/L	0.36	5.0	1	EPA 8260C	02/12/2014 09:28	02/13/2014 02:25	SS
78-87-5	1,2-Dichloropropane	ND		ug/L	0.23	5.0	1	EPA 8260C	02/12/2014 09:28	02/13/2014 02:25	SS
541-73-1	1,3-Dichlorobenzene	ND		ug/L	0.47	5.0	1	EPA 8260C	02/12/2014 09:28	02/13/2014 02:25	SS
142-28-9	1,3-Dichloropropane	ND		ug/L	0.55	5.0	1	EPA 8260C	02/12/2014 09:28	02/13/2014 02:25	SS
106-46-7	1,4-Dichlorobenzene	ND		ug/L	0.62	5.0	1	EPA 8260C	02/12/2014 09:28	02/13/2014 02:25	SS
594-20-7	2,2-Dichloropropane	ND		ug/L	0.42	5.0	1	EPA 8260C	02/12/2014 09:28	02/13/2014 02:25	SS
95-49-8	2-Chlorotoluene	ND		ug/L	0.43	5.0	1	EPA 8260C	02/12/2014 09:28	02/13/2014 02:25	SS
106-43-4	4-Chlorotoluene	ND		ug/L	0.31	5.0	1	EPA 8260C	02/12/2014 09:28	02/13/2014 02:25	SS
108-86-1	Bromobenzene	ND		ug/L	1.0	5.0	1	EPA 8260C	02/12/2014 09:28	02/13/2014 02:25	SS
74-97-5	Bromochloromethane	ND		ug/L	0.54	5.0	1	EPA 8260C	02/12/2014 09:28	02/13/2014 02:25	SS
75-27-4	Bromodichloromethane	ND		ug/L	0.41	5.0	1	EPA 8260C	02/12/2014 09:28	02/13/2014 02:25	SS
75-25-2	Bromoform	ND		ug/L	0.58	5.0	1	EPA 8260C	02/12/2014 09:28	02/13/2014 02:25	SS
74-83-9	Bromomethane	ND		ug/L	2.0	5.0	1	EPA 8260C	02/12/2014 09:28	02/13/2014 02:25	SS
56-23-5	Carbon tetrachloride	**420**		ug/L	28	250	50	EPA 8260C	02/12/2014 09:28	02/14/2014 16:53	SS
108-90-7	Chlorobenzene	ND		ug/L	0.38	5.0	1	EPA 8260C	02/12/2014 09:28	02/13/2014 02:25	SS
75-00-3	Chloroethane	ND		ug/L	2.8	5.0	1	EPA 8260C	02/12/2014 09:28	02/13/2014 02:25	SS
67-66-3	Chloroform	**37**		ug/L	0.42	5.0	1	EPA 8260C	02/12/2014 09:28	02/13/2014 02:25	SS
74-87-3	Chloromethane	ND		ug/L	0.41	5.0	1	EPA 8260C	02/12/2014 09:28	02/13/2014 02:25	SS

Sample Information

Client Sample ID: **EW-8** **York Sample ID:** **14B0215-04**

York Project (SDG) No.	Client Project ID	Matrix	Collection Date/Time	Date Received
14B0215	SONY	Water	February 7, 2014 1:14 pm	02/10/2014

Volatile Organics, 8260 Halogenated List

Log-in Notes: **Sample Notes:**

Sample Prepared by Method: EPA 5030B

CAS No.	Parameter	Result	Flag	Units	MDL	RL	Dilution	Reference Method	Date/Time Prepared	Date/Time Analyzed	Analyst
156-59-2	cis-1,2-Dichloroethylene	**160**		ug/L	0.43	5.0	1	EPA 8260C	02/12/2014 09:28	02/13/2014 02:25	SS
10061-01-5	cis-1,3-Dichloropropylene	ND		ug/L	0.41	5.0	1	EPA 8260C	02/12/2014 09:28	02/13/2014 02:25	SS
124-48-1	Dibromochloromethane	ND		ug/L	0.39	5.0	1	EPA 8260C	02/12/2014 09:28	02/13/2014 02:25	SS
74-95-3	Dibromomethane	ND		ug/L	0.58	5.0	1	EPA 8260C	02/12/2014 09:28	02/13/2014 02:25	SS
75-71-8	Dichlorodifluoromethane	ND		ug/L	0.35	5.0	1	EPA 8260C	02/12/2014 09:28	02/13/2014 02:25	SS
87-68-3	Hexachlorobutadiene	ND		ug/L	0.68	5.0	1	EPA 8260C	02/12/2014 09:28	02/13/2014 02:25	SS
75-09-2	Methylene chloride	**6.9**	J, B	ug/L	2.4	10	1	EPA 8260C	02/12/2014 09:28	02/13/2014 02:25	SS
127-18-4	Tetrachloroethylene	**280**		ug/L	20	250	50	EPA 8260C	02/12/2014 09:28	02/14/2014 16:53	SS
156-60-5	trans-1,2-Dichloroethylene	ND		ug/L	0.52	5.0	1	EPA 8260C	02/12/2014 09:28	02/13/2014 02:25	SS
10061-02-6	trans-1,3-Dichloropropylene	ND		ug/L	0.67	5.0	1	EPA 8260C	02/12/2014 09:28	02/13/2014 02:25	SS
79-01-6	Trichloroethylene	**12000**		ug/L	16	500	100	EPA 8260C	02/12/2014 09:28	02/17/2014 13:42	SS
75-69-4	Trichlorofluoromethane	ND		ug/L	0.54	5.0	1	EPA 8260C	02/12/2014 09:28	02/13/2014 02:25	SS
75-01-4	Vinyl Chloride	ND		ug/L	0.68	5.0	1	EPA 8260C	02/12/2014 09:28	02/13/2014 02:25	SS

	Surrogate Recoveries	Result	Acceptance Range
17060-07-0	*Surrogate: 1,2-Dichloroethane-d4*	*100 %*	*78-122*
460-00-4	*Surrogate: p-Bromofluorobenzene*	*101 %*	*87-112*
2037-26-5	*Surrogate: Toluene-d8*	*102 %*	*91-110*

Methane, Ethane & Ethylene

Log-in Notes: **Sample Notes:**

Sample Prepared by Method: Preparation for GC Analysis

CAS No.	Parameter	Result	Flag	Units	MDL	RL	Dilution	Reference Method	Date/Time Prepared	Date/Time Analyzed	Analyst
74-82-8	Methane	ND		ug/L	10	10	1	GC/Headspace	02/13/2014 08:29	02/13/2014 08:31	JW
74-84-0	Ethane	ND		ug/L	10	10	1	GC/Headspace	02/13/2014 08:29	02/13/2014 08:31	JW
74-85-1	Ethylene (Ethene)	ND		ug/L	10	10	1	GC/Headspace	02/13/2014 08:29	02/13/2014 08:31	JW

Sample Information

Client Sample ID: **EW-9** **York Sample ID:** **14B0215-05**

York Project (SDG) No.	Client Project ID	Matrix	Collection Date/Time	Date Received
14B0215	SONY	Water	February 7, 2014 12:27 pm	02/10/2014

Volatile Organics, 8260 Halogenated List

Log-in Notes: **Sample Notes:**

Sample Information

Client Sample ID: **EW-9** **York Sample ID:** **14B0215-05**

York Project (SDG) No.	Client Project ID	Matrix	Collection Date/Time	Date Received
14B0215	SONY	Water	February 7, 2014 12:27 pm	02/10/2014

Sample Prepared by Method: EPA 5030B

CAS No.	Parameter	Result	Flag	Units	MDL	RL	Dilution	Reference Method	Date/Time Prepared	Date/Time Analyzed	Analyst
630-20-6	1,1,1,2-Tetrachloroethane	ND		ug/L	0.32	5.0	1	EPA 8260C	02/12/2014 15:25	02/13/2014 07:02	SS
71-55-6	1,1,1-Trichloroethane	**370**		ug/L	11	250	50	EPA 8260C	02/12/2014 15:25	02/14/2014 17:24	SS
79-34-5	1,1,2,2-Tetrachloroethane	ND		ug/L	0.59	5.0	1	EPA 8260C	02/12/2014 15:25	02/13/2014 07:02	SS
76-13-1	,1,2-Trichloro-1,2,2-trifluoroethane (Freon 113	ND		ug/L	0.34	5.0	1	EPA 8260C	02/12/2014 15:25	02/13/2014 07:02	SS
79-00-5	1,1,2-Trichloroethane	ND		ug/L	1.3	5.0	1	EPA 8260C	02/12/2014 15:25	02/13/2014 07:02	SS
75-34-3	1,1-Dichloroethane	**6.2**		ug/L	0.42	5.0	1	EPA 8260C	02/12/2014 15:25	02/13/2014 07:02	SS
75-35-4	1,1-Dichloroethylene	**40**		ug/L	0.52	5.0	1	EPA 8260C	02/12/2014 15:25	02/13/2014 07:02	SS
563-58-6	1,1-Dichloropropylene	ND		ug/L	0.26	5.0	1	EPA 8260C	02/12/2014 15:25	02/13/2014 07:02	SS
87-61-6	1,2,3-Trichlorobenzene	ND		ug/L	0.99	10	1	EPA 8260C	02/12/2014 15:25	02/13/2014 07:02	SS
96-18-4	1,2,3-Trichloropropane	ND		ug/L	0.73	5.0	1	EPA 8260C	02/12/2014 15:25	02/13/2014 07:02	SS
120-82-1	1,2,4-Trichlorobenzene	ND		ug/L	0.91	10	1	EPA 8260C	02/12/2014 15:25	02/13/2014 07:02	SS
96-12-8	1,2-Dibromo-3-chloropropane	ND		ug/L	0.98	10	1	EPA 8260C	02/12/2014 15:25	02/13/2014 07:02	SS
106-93-4	1,2-Dibromoethane	ND		ug/L	0.44	5.0	1	EPA 8260C	02/12/2014 15:25	02/13/2014 07:02	SS
95-50-1	1,2-Dichlorobenzene	ND		ug/L	0.40	5.0	1	EPA 8260C	02/12/2014 15:25	02/13/2014 07:02	SS
107-06-2	1,2-Dichloroethane	ND		ug/L	0.36	5.0	1	EPA 8260C	02/12/2014 15:25	02/13/2014 07:02	SS
78-87-5	1,2-Dichloropropane	ND		ug/L	0.23	5.0	1	EPA 8260C	02/12/2014 15:25	02/13/2014 07:02	SS
541-73-1	1,3-Dichlorobenzene	ND		ug/L	0.47	5.0	1	EPA 8260C	02/12/2014 15:25	02/13/2014 07:02	SS
142-28-9	1,3-Dichloropropane	ND		ug/L	0.55	5.0	1	EPA 8260C	02/12/2014 15:25	02/13/2014 07:02	SS
106-46-7	1,4-Dichlorobenzene	ND		ug/L	0.62	5.0	1	EPA 8260C	02/12/2014 15:25	02/13/2014 07:02	SS
594-20-7	2,2-Dichloropropane	ND		ug/L	0.42	5.0	1	EPA 8260C	02/12/2014 15:25	02/13/2014 07:02	SS
95-49-8	2-Chlorotoluene	ND		ug/L	0.43	5.0	1	EPA 8260C	02/12/2014 15:25	02/13/2014 07:02	SS
106-43-4	4-Chlorotoluene	ND		ug/L	0.31	5.0	1	EPA 8260C	02/12/2014 15:25	02/13/2014 07:02	SS
108-86-1	Bromobenzene	ND		ug/L	1.0	5.0	1	EPA 8260C	02/12/2014 15:25	02/13/2014 07:02	SS
74-97-5	Bromochloromethane	ND		ug/L	0.54	5.0	1	EPA 8260C	02/12/2014 15:25	02/13/2014 07:02	SS
75-27-4	Bromodichloromethane	ND		ug/L	0.41	5.0	1	EPA 8260C	02/12/2014 15:25	02/13/2014 07:02	SS
75-25-2	Bromoform	ND		ug/L	0.58	5.0	1	EPA 8260C	02/12/2014 15:25	02/13/2014 07:02	SS
74-83-9	Bromomethane	ND		ug/L	2.0	5.0	1	EPA 8260C	02/12/2014 15:25	02/13/2014 07:02	SS
56-23-5	Carbon tetrachloride	**1400**		ug/L	28	250	50	EPA 8260C	02/12/2014 15:25	02/14/2014 17:24	SS
108-90-7	Chlorobenzene	ND		ug/L	0.38	5.0	1	EPA 8260C	02/12/2014 15:25	02/13/2014 07:02	SS
75-00-3	Chloroethane	ND		ug/L	2.8	5.0	1	EPA 8260C	02/12/2014 15:25	02/13/2014 07:02	SS
67-66-3	Chloroform	**63**		ug/L	0.42	5.0	1	EPA 8260C	02/12/2014 15:25	02/13/2014 07:02	SS
74-87-3	Chloromethane	ND		ug/L	0.41	5.0	1	EPA 8260C	02/12/2014 15:25	02/13/2014 07:02	SS

Sample Information

Client Sample ID: **EW-9** **York Sample ID:** **14B0215-05**

York Project (SDG) No.	Client Project ID	Matrix	Collection Date/Time	Date Received
14B0215	SONY	Water	February 7, 2014 12:27 pm	02/10/2014

Volatile Organics, 8260 Halogenated List

Log-in Notes: **Sample Notes:**

Sample Prepared by Method: EPA 5030B

CAS No.	Parameter	Result	Flag	Units	MDL	RL	Dilution	Reference Method	Date/Time Prepared	Date/Time Analyzed	Analyst
156-59-2	cis-1,2-Dichloroethylene	**330**		ug/L	22	250	50	EPA 8260C	02/12/2014 15:25	02/14/2014 17:24	SS
10061-01-5	cis-1,3-Dichloropropylene	ND		ug/L	0.41	5.0	1	EPA 8260C	02/12/2014 15:25	02/13/2014 07:02	SS
124-48-1	Dibromochloromethane	ND		ug/L	0.39	5.0	1	EPA 8260C	02/12/2014 15:25	02/13/2014 07:02	SS
74-95-3	Dibromomethane	ND		ug/L	0.58	5.0	1	EPA 8260C	02/12/2014 15:25	02/13/2014 07:02	SS
75-71-8	Dichlorodifluoromethane	ND		ug/L	0.35	5.0	1	EPA 8260C	02/12/2014 15:25	02/13/2014 07:02	SS
87-68-3	Hexachlorobutadiene	ND		ug/L	0.68	5.0	1	EPA 8260C	02/12/2014 15:25	02/13/2014 07:02	SS
75-09-2	Methylene chloride	**11**	B	ug/L	2.4	10	1	EPA 8260C	02/12/2014 15:25	02/13/2014 07:02	SS
127-18-4	Tetrachloroethylene	**710**		ug/L	20	250	50	EPA 8260C	02/12/2014 15:25	02/14/2014 17:24	SS
156-60-5	trans-1,2-Dichloroethylene	**1.2**	J	ug/L	0.52	5.0	1	EPA 8260C	02/12/2014 15:25	02/13/2014 07:02	SS
10061-02-6	trans-1,3-Dichloropropylene	ND		ug/L	0.67	5.0	1	EPA 8260C	02/12/2014 15:25	02/13/2014 07:02	SS
79-01-6	Trichloroethylene	**28000**	B	ug/L	82	2500	500	EPA 8260C	02/12/2014 15:25	02/17/2014 14:13	SS
75-69-4	Trichlorofluoromethane	ND		ug/L	0.54	5.0	1	EPA 8260C	02/12/2014 15:25	02/13/2014 07:02	SS
75-01-4	Vinyl Chloride	ND		ug/L	0.68	5.0	1	EPA 8260C	02/12/2014 15:25	02/13/2014 07:02	SS

	Surrogate Recoveries	Result	Acceptance Range
17060-07-0	*Surrogate: 1,2-Dichloroethane-d4*	*100 %*	*78-122*
460-00-4	*Surrogate: p-Bromofluorobenzene*	*105 %*	*87-112*
2037-26-5	*Surrogate: Toluene-d8*	*99.1 %*	*91-110*

Methane, Ethane & Ethylene

Log-in Notes: **Sample Notes:**

Sample Prepared by Method: Preparation for GC Analysis

CAS No.	Parameter	Result	Flag	Units	MDL	RL	Dilution	Reference Method	Date/Time Prepared	Date/Time Analyzed	Analyst
74-82-8	Methane	ND		ug/L	10	10	1	GC/Headspace	02/13/2014 08:29	02/13/2014 08:31	JW
74-84-0	Ethane	ND		ug/L	10	10	1	GC/Headspace	02/13/2014 08:29	02/13/2014 08:31	JW
74-85-1	Ethylene (Ethene)	ND		ug/L	10	10	1	GC/Headspace	02/13/2014 08:29	02/13/2014 08:31	JW

Sample Information

Client Sample ID: **EW-10** **York Sample ID:** **14B0215-06**

York Project (SDG) No.	Client Project ID	Matrix	Collection Date/Time	Date Received
14B0215	SONY	Water	February 7, 2014 2:22 pm	02/10/2014

Volatile Organics, 8260 Halogenated List

Log-in Notes: **Sample Notes:**

Sample Information

Client Sample ID: **EW-10** **York Sample ID:** **14B0215-06**

York Project (SDG) No.	Client Project ID	Matrix	Collection Date/Time	Date Received
14B0215	SONY	Water	February 7, 2014 2:22 pm	02/10/2014

Sample Prepared by Method: EPA 5030B

CAS No.	Parameter	Result	Flag	Units	MDL	RL	Dilution	Reference Method	Date/Time Prepared	Date/Time Analyzed	Analyst
630-20-6	1,1,1,2-Tetrachloroethane	ND		ug/L	0.32	5.0	1	EPA 8260C	02/12/2014 15:25	02/13/2014 07:33	SS
71-55-6	1,1,1-Trichloroethane	**230**		ug/L	0.23	5.0	1	EPA 8260C	02/12/2014 15:25	02/13/2014 07:33	SS
79-34-5	1,1,2,2-Tetrachloroethane	ND		ug/L	0.59	5.0	1	EPA 8260C	02/12/2014 15:25	02/13/2014 07:33	SS
76-13-1	1,2-Trichloro-1,2,2-trifluoroethane (Freon 11	**12**		ug/L	0.34	5.0	1	EPA 8260C	02/12/2014 15:25	02/13/2014 07:33	SS
79-00-5	1,1,2-Trichloroethane	ND		ug/L	1.3	5.0	1	EPA 8260C	02/12/2014 15:25	02/13/2014 07:33	SS
75-34-3	1,1-Dichloroethane	**4.3**	J	ug/L	0.42	5.0	1	EPA 8260C	02/12/2014 15:25	02/13/2014 07:33	SS
75-35-4	1,1-Dichloroethylene	**88**		ug/L	0.52	5.0	1	EPA 8260C	02/12/2014 15:25	02/13/2014 07:33	SS
563-58-6	1,1-Dichloropropylene	ND		ug/L	0.26	5.0	1	EPA 8260C	02/12/2014 15:25	02/13/2014 07:33	SS
87-61-6	1,2,3-Trichlorobenzene	ND		ug/L	0.99	10	1	EPA 8260C	02/12/2014 15:25	02/13/2014 07:33	SS
96-18-4	1,2,3-Trichloropropane	ND		ug/L	0.73	5.0	1	EPA 8260C	02/12/2014 15:25	02/13/2014 07:33	SS
120-82-1	1,2,4-Trichlorobenzene	ND		ug/L	0.91	10	1	EPA 8260C	02/12/2014 15:25	02/13/2014 07:33	SS
96-12-8	1,2-Dibromo-3-chloropropane	ND		ug/L	0.98	10	1	EPA 8260C	02/12/2014 15:25	02/13/2014 07:33	SS
106-93-4	1,2-Dibromoethane	ND		ug/L	0.44	5.0	1	EPA 8260C	02/12/2014 15:25	02/13/2014 07:33	SS
95-50-1	1,2-Dichlorobenzene	ND		ug/L	0.40	5.0	1	EPA 8260C	02/12/2014 15:25	02/13/2014 07:33	SS
107-06-2	1,2-Dichloroethane	ND		ug/L	0.36	5.0	1	EPA 8260C	02/12/2014 15:25	02/13/2014 07:33	SS
78-87-5	1,2-Dichloropropane	ND		ug/L	0.23	5.0	1	EPA 8260C	02/12/2014 15:25	02/13/2014 07:33	SS
541-73-1	1,3-Dichlorobenzene	ND		ug/L	0.47	5.0	1	EPA 8260C	02/12/2014 15:25	02/13/2014 07:33	SS
142-28-9	1,3-Dichloropropane	ND		ug/L	0.55	5.0	1	EPA 8260C	02/12/2014 15:25	02/13/2014 07:33	SS
106-46-7	1,4-Dichlorobenzene	ND		ug/L	0.62	5.0	1	EPA 8260C	02/12/2014 15:25	02/13/2014 07:33	SS
594-20-7	2,2-Dichloropropane	ND		ug/L	0.42	5.0	1	EPA 8260C	02/12/2014 15:25	02/13/2014 07:33	SS
95-49-8	2-Chlorotoluene	ND		ug/L	0.43	5.0	1	EPA 8260C	02/12/2014 15:25	02/13/2014 07:33	SS
106-43-4	4-Chlorotoluene	ND		ug/L	0.31	5.0	1	EPA 8260C	02/12/2014 15:25	02/13/2014 07:33	SS
108-86-1	Bromobenzene	ND		ug/L	1.0	5.0	1	EPA 8260C	02/12/2014 15:25	02/13/2014 07:33	SS
74-97-5	Bromochloromethane	ND		ug/L	0.54	5.0	1	EPA 8260C	02/12/2014 15:25	02/13/2014 07:33	SS
75-27-4	Bromodichloromethane	ND		ug/L	0.41	5.0	1	EPA 8260C	02/12/2014 15:25	02/13/2014 07:33	SS
75-25-2	Bromoform	ND		ug/L	0.58	5.0	1	EPA 8260C	02/12/2014 15:25	02/13/2014 07:33	SS
74-83-9	Bromomethane	ND		ug/L	2.0	5.0	1	EPA 8260C	02/12/2014 15:25	02/13/2014 07:33	SS
56-23-5	Carbon tetrachloride	**770**		ug/L	28	250	50	EPA 8260C	02/12/2014 15:25	02/14/2014 17:55	SS
108-90-7	Chlorobenzene	ND		ug/L	0.38	5.0	1	EPA 8260C	02/12/2014 15:25	02/13/2014 07:33	SS
75-00-3	Chloroethane	ND		ug/L	2.8	5.0	1	EPA 8260C	02/12/2014 15:25	02/13/2014 07:33	SS
67-66-3	Chloroform	**62**		ug/L	0.42	5.0	1	EPA 8260C	02/12/2014 15:25	02/13/2014 07:33	SS
74-87-3	Chloromethane	ND		ug/L	0.41	5.0	1	EPA 8260C	02/12/2014 15:25	02/13/2014 07:33	SS
156-59-2	cis-1,2-Dichloroethylene	**140**		ug/L	0.43	5.0	1	EPA 8260C	02/12/2014 15:25	02/13/2014 07:33	SS

Sample Information

Client Sample ID: **EW-10** **York Sample ID:** **14B0215-06**

York Project (SDG) No.	Client Project ID	Matrix	Collection Date/Time	Date Received
14B0215	SONY	Water	February 7, 2014 2:22 pm	02/10/2014

Volatile Organics, 8260 Halogenated List

Log-in Notes: **Sample Notes:**

Sample Prepared by Method: EPA 5030B

CAS No.	Parameter	Result	Flag	Units	MDL	RL	Dilution	Reference Method	Date/Time Prepared	Date/Time Analyzed	Analyst
10061-01-5	cis-1,3-Dichloropropylene	ND		ug/L	0.41	5.0	1	EPA 8260C	02/12/2014 15:25	02/13/2014 07:33	SS
124-48-1	Dibromochloromethane	ND		ug/L	0.39	5.0	1	EPA 8260C	02/12/2014 15:25	02/13/2014 07:33	SS
74-95-3	Dibromomethane	ND		ug/L	0.58	5.0	1	EPA 8260C	02/12/2014 15:25	02/13/2014 07:33	SS
75-71-8	Dichlorodifluoromethane	ND		ug/L	0.35	5.0	1	EPA 8260C	02/12/2014 15:25	02/13/2014 07:33	SS
87-68-3	Hexachlorobutadiene	ND		ug/L	0.68	5.0	1	EPA 8260C	02/12/2014 15:25	02/13/2014 07:33	SS
75-09-2	Methylene chloride	**8.5**	J, B	ug/L	2.4	10	1	EPA 8260C	02/12/2014 15:25	02/13/2014 07:33	SS
127-18-4	Tetrachloroethylene	**340**		ug/L	20	250	50	EPA 8260C	02/12/2014 15:25	02/14/2014 17:55	SS
156-60-5	trans-1,2-Dichloroethylene	ND		ug/L	0.52	5.0	1	EPA 8260C	02/12/2014 15:25	02/13/2014 07:33	SS
10061-02-6	trans-1,3-Dichloropropylene	ND		ug/L	0.67	5.0	1	EPA 8260C	02/12/2014 15:25	02/13/2014 07:33	SS
79-01-6	Trichloroethylene	**19000**	B	ug/L	82	2500	500	EPA 8260C	02/12/2014 15:25	02/17/2014 14:45	SS
75-69-4	Trichlorofluoromethane	ND		ug/L	0.54	5.0	1	EPA 8260C	02/12/2014 15:25	02/13/2014 07:33	SS
75-01-4	Vinyl Chloride	ND		ug/L	0.68	5.0	1	EPA 8260C	02/12/2014 15:25	02/13/2014 07:33	SS

	Surrogate Recoveries	Result	Acceptance Range
17060-07-0	*Surrogate: 1,2-Dichloroethane-d4*	*97.0 %*	*78-122*
460-00-4	*Surrogate: p-Bromofluorobenzene*	*105 %*	*87-112*
2037-26-5	*Surrogate: Toluene-d8*	*100 %*	*91-110*

Methane, Ethane & Ethylene

Log-in Notes: **Sample Notes:**

Sample Prepared by Method: Preparation for GC Analysis

CAS No.	Parameter	Result	Flag	Units	MDL	RL	Dilution	Reference Method	Date/Time Prepared	Date/Time Analyzed	Analyst
74-82-8	Methane	**44**		ug/L	10	10	1	GC/Headspace	02/13/2014 08:29	02/13/2014 08:31	JW
74-84-0	Ethane	**12**		ug/L	10	10	1	GC/Headspace	02/13/2014 08:29	02/13/2014 08:31	JW
74-85-1	Ethylene (Ethene)	**12**		ug/L	10	10	1	GC/Headspace	02/13/2014 08:29	02/13/2014 08:31	JW

Sample Information

Client Sample ID: **EW-11** **York Sample ID:** **14B0215-07**

York Project (SDG) No.	Client Project ID	Matrix	Collection Date/Time	Date Received
14B0215	SONY	Water	February 7, 2014 1:05 pm	02/10/2014

Volatile Organics, 8260 Halogenated List

Log-in Notes: **Sample Notes:**

Sample Prepared by Method: EPA 5030B

CAS No.	Parameter	Result	Flag	Units	MDL	RL	Dilution	Reference Method	Date/Time Prepared	Date/Time Analyzed	Analyst

Sample Information

Client Sample ID: **EW-11** **York Sample ID:** **14B0215-07**

York Project (SDG) No.	Client Project ID	Matrix	Collection Date/Time	Date Received
14B0215	SONY	Water	February 7, 2014 1:05 pm	02/10/2014

Volatile Organics, 8260 Halogenated List **Log-in Notes:** **Sample Notes:**

Sample Prepared by Method: EPA 5030B

CAS No.	Parameter	Result	Flag	Units	MDL	RL	Dilution	Reference Method	Date/Time Prepared	Date/Time Analyzed	Analyst
630-20-6	1,1,1,2-Tetrachloroethane	ND		ug/L	0.32	5.0	1	EPA 8260C	02/12/2014 15:25	02/13/2014 08:04	SS
71-55-6	1,1,1-Trichloroethane	**140**		ug/L	0.23	5.0	1	EPA 8260C	02/12/2014 15:25	02/13/2014 08:04	SS
79-34-5	1,1,2,2-Tetrachloroethane	ND		ug/L	0.59	5.0	1	EPA 8260C	02/12/2014 15:25	02/13/2014 08:04	SS
76-13-1	,1,2-Trichloro-1,2,2-trifluoroethane (Freon 113	ND		ug/L	0.34	5.0	1	EPA 8260C	02/12/2014 15:25	02/13/2014 08:04	SS
79-00-5	1,1,2-Trichloroethane	ND		ug/L	1.3	5.0	1	EPA 8260C	02/12/2014 15:25	02/13/2014 08:04	SS
75-34-3	1,1-Dichloroethane	**1.8**	J	ug/L	0.42	5.0	1	EPA 8260C	02/12/2014 15:25	02/13/2014 08:04	SS
75-35-4	1,1-Dichloroethylene	**29**		ug/L	0.52	5.0	1	EPA 8260C	02/12/2014 15:25	02/13/2014 08:04	SS
563-58-6	1,1-Dichloropropylene	ND		ug/L	0.26	5.0	1	EPA 8260C	02/12/2014 15:25	02/13/2014 08:04	SS
87-61-6	1,2,3-Trichlorobenzene	ND		ug/L	0.99	10	1	EPA 8260C	02/12/2014 15:25	02/13/2014 08:04	SS
96-18-4	1,2,3-Trichloropropane	ND		ug/L	0.73	5.0	1	EPA 8260C	02/12/2014 15:25	02/13/2014 08:04	SS
120-82-1	1,2,4-Trichlorobenzene	ND		ug/L	0.91	10	1	EPA 8260C	02/12/2014 15:25	02/13/2014 08:04	SS
96-12-8	1,2-Dibromo-3-chloropropane	ND		ug/L	0.98	10	1	EPA 8260C	02/12/2014 15:25	02/13/2014 08:04	SS
106-93-4	1,2-Dibromoethane	ND		ug/L	0.44	5.0	1	EPA 8260C	02/12/2014 15:25	02/13/2014 08:04	SS
95-50-1	1,2-Dichlorobenzene	ND		ug/L	0.40	5.0	1	EPA 8260C	02/12/2014 15:25	02/13/2014 08:04	SS
107-06-2	1,2-Dichloroethane	ND		ug/L	0.36	5.0	1	EPA 8260C	02/12/2014 15:25	02/13/2014 08:04	SS
78-87-5	1,2-Dichloropropane	ND		ug/L	0.23	5.0	1	EPA 8260C	02/12/2014 15:25	02/13/2014 08:04	SS
541-73-1	1,3-Dichlorobenzene	ND		ug/L	0.47	5.0	1	EPA 8260C	02/12/2014 15:25	02/13/2014 08:04	SS
142-28-9	1,3-Dichloropropane	ND		ug/L	0.55	5.0	1	EPA 8260C	02/12/2014 15:25	02/13/2014 08:04	SS
106-46-7	1,4-Dichlorobenzene	ND		ug/L	0.62	5.0	1	EPA 8260C	02/12/2014 15:25	02/13/2014 08:04	SS
594-20-7	2,2-Dichloropropane	ND		ug/L	0.42	5.0	1	EPA 8260C	02/12/2014 15:25	02/13/2014 08:04	SS
95-49-8	2-Chlorotoluene	ND		ug/L	0.43	5.0	1	EPA 8260C	02/12/2014 15:25	02/13/2014 08:04	SS
106-43-4	4-Chlorotoluene	ND		ug/L	0.31	5.0	1	EPA 8260C	02/12/2014 15:25	02/13/2014 08:04	SS
108-86-1	Bromobenzene	ND		ug/L	1.0	5.0	1	EPA 8260C	02/12/2014 15:25	02/13/2014 08:04	SS
74-97-5	Bromochloromethane	ND		ug/L	0.54	5.0	1	EPA 8260C	02/12/2014 15:25	02/13/2014 08:04	SS
75-27-4	Bromodichloromethane	ND		ug/L	0.41	5.0	1	EPA 8260C	02/12/2014 15:25	02/13/2014 08:04	SS
75-25-2	Bromoform	ND		ug/L	0.58	5.0	1	EPA 8260C	02/12/2014 15:25	02/13/2014 08:04	SS
74-83-9	Bromomethane	ND		ug/L	2.0	5.0	1	EPA 8260C	02/12/2014 15:25	02/13/2014 08:04	SS
56-23-5	Carbon tetrachloride	**160**		ug/L	0.56	5.0	1	EPA 8260C	02/12/2014 15:25	02/13/2014 08:04	SS
108-90-7	Chlorobenzene	ND		ug/L	0.38	5.0	1	EPA 8260C	02/12/2014 15:25	02/13/2014 08:04	SS
75-00-3	Chloroethane	ND		ug/L	2.8	5.0	1	EPA 8260C	02/12/2014 15:25	02/13/2014 08:04	SS
67-66-3	Chloroform	**35**		ug/L	0.42	5.0	1	EPA 8260C	02/12/2014 15:25	02/13/2014 08:04	SS

Sample Information

Client Sample ID: **EW-11** **York Sample ID:** **14B0215-07**

York Project (SDG) No.	Client Project ID	Matrix	Collection Date/Time	Date Received
14B0215	SONY	Water	February 7, 2014 1:05 pm	02/10/2014

Volatile Organics, 8260 Halogenated List

Log-in Notes: **Sample Notes:**

Sample Prepared by Method: EPA 5030B

CAS No.	Parameter	Result	Flag	Units	MDL	RL	Dilution	Reference Method	Date/Time Prepared	Date/Time Analyzed	Analyst
74-87-3	Chloromethane	ND		ug/L	0.41	5.0	1	EPA 8260C	02/12/2014 15:25	02/13/2014 08:04	SS
156-59-2	cis-1,2-Dichloroethylene	**54**		ug/L	0.43	5.0	1	EPA 8260C	02/12/2014 15:25	02/13/2014 08:04	SS
10061-01-5	cis-1,3-Dichloropropylene	ND		ug/L	0.41	5.0	1	EPA 8260C	02/12/2014 15:25	02/13/2014 08:04	SS
124-48-1	Dibromochloromethane	ND		ug/L	0.39	5.0	1	EPA 8260C	02/12/2014 15:25	02/13/2014 08:04	SS
74-95-3	Dibromomethane	ND		ug/L	0.58	5.0	1	EPA 8260C	02/12/2014 15:25	02/13/2014 08:04	SS
75-71-8	Dichlorodifluoromethane	ND		ug/L	0.35	5.0	1	EPA 8260C	02/12/2014 15:25	02/13/2014 08:04	SS
87-68-3	Hexachlorobutadiene	ND		ug/L	0.68	5.0	1	EPA 8260C	02/12/2014 15:25	02/13/2014 08:04	SS
75-09-2	Methylene chloride	**5.7**	J, B	ug/L	2.4	10	1	EPA 8260C	02/12/2014 15:25	02/13/2014 08:04	SS
127-18-4	Tetrachloroethylene	**110**		ug/L	0.41	5.0	1	EPA 8260C	02/12/2014 15:25	02/13/2014 08:04	SS
156-60-5	trans-1,2-Dichloroethylene	ND		ug/L	0.52	5.0	1	EPA 8260C	02/12/2014 15:25	02/13/2014 08:04	SS
10061-02-6	trans-1,3-Dichloropropylene	ND		ug/L	0.67	5.0	1	EPA 8260C	02/12/2014 15:25	02/13/2014 08:04	SS
79-01-6	Trichloroethylene	**9500**	B	ug/L	8.2	250	50	EPA 8260C	02/12/2014 15:25	02/17/2014 16:20	SS
75-69-4	Trichlorofluoromethane	ND		ug/L	0.54	5.0	1	EPA 8260C	02/12/2014 15:25	02/13/2014 08:04	SS
75-01-4	Vinyl Chloride	ND		ug/L	0.68	5.0	1	EPA 8260C	02/12/2014 15:25	02/13/2014 08:04	SS

	Surrogate Recoveries	Result	Acceptance Range
17060-07-0	*Surrogate: 1,2-Dichloroethane-d4*	*98.4 %*	*78-122*
460-00-4	*Surrogate: p-Bromofluorobenzene*	*100 %*	*87-112*
2037-26-5	*Surrogate: Toluene-d8*	*102 %*	*91-110*

Methane, Ethane & Ethylene

Log-in Notes: **Sample Notes:**

Sample Prepared by Method: Preparation for GC Analysis

CAS No.	Parameter	Result	Flag	Units	MDL	RL	Dilution	Reference Method	Date/Time Prepared	Date/Time Analyzed	Analyst
74-82-8	Methane	**41**		ug/L	10	10	1	GC/Headspace	02/13/2014 08:29	02/13/2014 08:31	JW
74-84-0	Ethane	ND		ug/L	10	10	1	GC/Headspace	02/13/2014 08:29	02/13/2014 08:31	JW
74-85-1	Ethylene (Ethene)	ND		ug/L	10	10	1	GC/Headspace	02/13/2014 08:29	02/13/2014 08:31	JW

Sample Information

Client Sample ID: **EW-12** **York Sample ID:** **14B0215-08**

York Project (SDG) No.	Client Project ID	Matrix	Collection Date/Time	Date Received
14B0215	SONY	Water	February 7, 2014 10:35 am	02/10/2014

Sample Information

Client Sample ID: **EW-12** **York Sample ID:** **14B0215-08**

York Project (SDG) No.	Client Project ID	Matrix	Collection Date/Time	Date Received
14B0215	SONY	Water	February 7, 2014 10:35 am	02/10/2014

Volatile Organics, 8260 Halogenated List **Log-in Notes:** **Sample Notes:**

Sample Prepared by Method: EPA 5030B

CAS No.	Parameter	Result	Flag	Units	MDL	RL	Dilution	Reference Method	Date/Time Prepared	Date/Time Analyzed	Analyst
630-20-6	1,1,1,2-Tetrachloroethane	ND		ug/L	0.32	5.0	1	EPA 8260C	02/12/2014 15:25	02/13/2014 08:35	SS
71-55-6	1,1,1-Trichloroethane	**1000**		ug/L	11	250	50	EPA 8260C	02/12/2014 15:25	02/14/2014 18:27	SS
79-34-5	1,1,2,2-Tetrachloroethane	ND		ug/L	0.59	5.0	1	EPA 8260C	02/12/2014 15:25	02/13/2014 08:35	SS
76-13-1	,1,2-Trichloro-1,2,2-trifluoroethane (Freon 113	ND		ug/L	0.34	5.0	1	EPA 8260C	02/12/2014 15:25	02/13/2014 08:35	SS
79-00-5	1,1,2-Trichloroethane	ND		ug/L	1.3	5.0	1	EPA 8260C	02/12/2014 15:25	02/13/2014 08:35	SS
75-34-3	1,1-Dichloroethane	**16**		ug/L	0.42	5.0	1	EPA 8260C	02/12/2014 15:25	02/13/2014 08:35	SS
75-35-4	1,1-Dichloroethylene	**150**		ug/L	0.52	5.0	1	EPA 8260C	02/12/2014 15:25	02/13/2014 08:35	SS
563-58-6	1,1-Dichloropropylene	ND		ug/L	0.26	5.0	1	EPA 8260C	02/12/2014 15:25	02/13/2014 08:35	SS
87-61-6	1,2,3-Trichlorobenzene	ND		ug/L	0.99	10	1	EPA 8260C	02/12/2014 15:25	02/13/2014 08:35	SS
96-18-4	1,2,3-Trichloropropane	ND		ug/L	0.73	5.0	1	EPA 8260C	02/12/2014 15:25	02/13/2014 08:35	SS
120-82-1	1,2,4-Trichlorobenzene	ND		ug/L	0.91	10	1	EPA 8260C	02/12/2014 15:25	02/13/2014 08:35	SS
96-12-8	1,2-Dibromo-3-chloropropane	ND		ug/L	0.98	10	1	EPA 8260C	02/12/2014 15:25	02/13/2014 08:35	SS
106-93-4	1,2-Dibromoethane	ND		ug/L	0.44	5.0	1	EPA 8260C	02/12/2014 15:25	02/13/2014 08:35	SS
95-50-1	1,2-Dichlorobenzene	ND		ug/L	0.40	5.0	1	EPA 8260C	02/12/2014 15:25	02/13/2014 08:35	SS
107-06-2	1,2-Dichloroethane	**93**		ug/L	0.36	5.0	1	EPA 8260C	02/12/2014 15:25	02/13/2014 08:35	SS
78-87-5	1,2-Dichloropropane	ND		ug/L	0.23	5.0	1	EPA 8260C	02/12/2014 15:25	02/13/2014 08:35	SS
541-73-1	1,3-Dichlorobenzene	ND		ug/L	0.47	5.0	1	EPA 8260C	02/12/2014 15:25	02/13/2014 08:35	SS
142-28-9	1,3-Dichloropropane	ND		ug/L	0.55	5.0	1	EPA 8260C	02/12/2014 15:25	02/13/2014 08:35	SS
106-46-7	1,4-Dichlorobenzene	ND		ug/L	0.62	5.0	1	EPA 8260C	02/12/2014 15:25	02/13/2014 08:35	SS
594-20-7	2,2-Dichloropropane	ND		ug/L	0.42	5.0	1	EPA 8260C	02/12/2014 15:25	02/13/2014 08:35	SS
95-49-8	2-Chlorotoluene	ND		ug/L	0.43	5.0	1	EPA 8260C	02/12/2014 15:25	02/13/2014 08:35	SS
106-43-4	4-Chlorotoluene	ND		ug/L	0.31	5.0	1	EPA 8260C	02/12/2014 15:25	02/13/2014 08:35	SS
108-86-1	Bromobenzene	ND		ug/L	1.0	5.0	1	EPA 8260C	02/12/2014 15:25	02/13/2014 08:35	SS
74-97-5	Bromochloromethane	ND		ug/L	0.54	5.0	1	EPA 8260C	02/12/2014 15:25	02/13/2014 08:35	SS
75-27-4	Bromodichloromethane	ND		ug/L	0.41	5.0	1	EPA 8260C	02/12/2014 15:25	02/13/2014 08:35	SS
75-25-2	Bromoform	ND		ug/L	0.58	5.0	1	EPA 8260C	02/12/2014 15:25	02/13/2014 08:35	SS
74-83-9	Bromomethane	ND		ug/L	2.0	5.0	1	EPA 8260C	02/12/2014 15:25	02/13/2014 08:35	SS
56-23-5	Carbon tetrachloride	**790**		ug/L	28	250	50	EPA 8260C	02/12/2014 15:25	02/14/2014 18:27	SS
108-90-7	Chlorobenzene	ND		ug/L	0.38	5.0	1	EPA 8260C	02/12/2014 15:25	02/13/2014 08:35	SS
75-00-3	Chloroethane	ND		ug/L	2.8	5.0	1	EPA 8260C	02/12/2014 15:25	02/13/2014 08:35	SS
67-66-3	Chloroform	**43**		ug/L	0.42	5.0	1	EPA 8260C	02/12/2014 15:25	02/13/2014 08:35	SS

Sample Information

Client Sample ID: **EW-12** **York Sample ID:** **14B0215-08**

York Project (SDG) No.	Client Project ID	Matrix	Collection Date/Time	Date Received
14B0215	SONY	Water	February 7, 2014 10:35 am	02/10/2014

Volatile Organics, 8260 Halogenated List

Log-in Notes: **Sample Notes:**

Sample Prepared by Method: EPA 5030B

CAS No.	Parameter	Result	Flag	Units	MDL	RL	Dilution	Reference Method	Date/Time Prepared	Date/Time Analyzed	Analyst
74-87-3	Chloromethane	ND		ug/L	0.41	5.0	1	EPA 8260C	02/12/2014 15:25	02/13/2014 08:35	SS
156-59-2	cis-1,2-Dichloroethylene	**24**		ug/L	0.43	5.0	1	EPA 8260C	02/12/2014 15:25	02/13/2014 08:35	SS
10061-01-5	cis-1,3-Dichloropropylene	ND		ug/L	0.41	5.0	1	EPA 8260C	02/12/2014 15:25	02/13/2014 08:35	SS
124-48-1	Dibromochloromethane	ND		ug/L	0.39	5.0	1	EPA 8260C	02/12/2014 15:25	02/13/2014 08:35	SS
74-95-3	Dibromomethane	ND		ug/L	0.58	5.0	1	EPA 8260C	02/12/2014 15:25	02/13/2014 08:35	SS
75-71-8	Dichlorodifluoromethane	ND		ug/L	0.35	5.0	1	EPA 8260C	02/12/2014 15:25	02/13/2014 08:35	SS
87-68-3	Hexachlorobutadiene	ND		ug/L	0.68	5.0	1	EPA 8260C	02/12/2014 15:25	02/13/2014 08:35	SS
75-09-2	Methylene chloride	**6.8**	J, B	ug/L	2.4	10	1	EPA 8260C	02/12/2014 15:25	02/13/2014 08:35	SS
127-18-4	Tetrachloroethylene	**290**		ug/L	20	250	50	EPA 8260C	02/12/2014 15:25	02/14/2014 18:27	SS
156-60-5	trans-1,2-Dichloroethylene	ND		ug/L	0.52	5.0	1	EPA 8260C	02/12/2014 15:25	02/13/2014 08:35	SS
10061-02-6	trans-1,3-Dichloropropylene	ND		ug/L	0.67	5.0	1	EPA 8260C	02/12/2014 15:25	02/13/2014 08:35	SS
79-01-6	Trichloroethylene	**7800**	B	ug/L	160	5000	1000	EPA 8260C	02/12/2014 15:25	02/17/2014 15:16	SS
75-69-4	Trichlorofluoromethane	ND		ug/L	0.54	5.0	1	EPA 8260C	02/12/2014 15:25	02/13/2014 08:35	SS
75-01-4	Vinyl Chloride	ND		ug/L	0.68	5.0	1	EPA 8260C	02/12/2014 15:25	02/13/2014 08:35	SS

	Surrogate Recoveries	Result	Acceptance Range
17060-07-0	*Surrogate: 1,2-Dichloroethane-d4*	*98.8 %*	*78-122*
460-00-4	*Surrogate: p-Bromofluorobenzene*	*104 %*	*87-112*
2037-26-5	*Surrogate: Toluene-d8*	*99.2 %*	*91-110*

Methane, Ethane & Ethylene

Log-in Notes: **Sample Notes:**

Sample Prepared by Method: Preparation for GC Analysis

CAS No.	Parameter	Result	Flag	Units	MDL	RL	Dilution	Reference Method	Date/Time Prepared	Date/Time Analyzed	Analyst
74-82-8	Methane	**11**		ug/L	10	10	1	GC/Headspace	02/13/2014 08:29	02/13/2014 08:31	JW
74-84-0	Ethane	ND		ug/L	10	10	1	GC/Headspace	02/13/2014 08:29	02/13/2014 08:31	JW
74-85-1	Ethylene (Ethene)	ND		ug/L	10	10	1	GC/Headspace	02/13/2014 08:29	02/13/2014 08:31	JW

Sample Information

Client Sample ID: **trip blank** **York Sample ID:** **14B0215-09**

York Project (SDG) No.	Client Project ID	Matrix	Collection Date/Time	Date Received
14B0215	SONY	Water	February 7, 2014 3:00 pm	02/10/2014

Sample Information

Client Sample ID: **trip blank** **York Sample ID:** **14B0215-09**

York Project (SDG) No.	Client Project ID	Matrix	Collection Date/Time	Date Received
14B0215	SONY	Water	February 7, 2014 3:00 pm	02/10/2014

Volatile Organics, 8260 Halogenated List **Log-in Notes:** **Sample Notes:**

Sample Prepared by Method: EPA 5030B

CAS No.	Parameter	Result	Flag	Units	MDL	RL	Dilution	Reference Method	Date/Time Prepared	Date/Time Analyzed	Analyst
630-20-6	1,1,1,2-Tetrachloroethane	ND		ug/L	0.32	5.0	1	EPA 8260C	02/14/2014 08:25	02/14/2014 18:59	SS
71-55-6	1,1,1-Trichloroethane	ND		ug/L	0.23	5.0	1	EPA 8260C	02/14/2014 08:25	02/14/2014 18:59	SS
79-34-5	1,1,2,2-Tetrachloroethane	ND		ug/L	0.59	5.0	1	EPA 8260C	02/14/2014 08:25	02/14/2014 18:59	SS
76-13-1	,1,2-Trichloro-1,2,2-trifluoroethane (Freon 113	ND		ug/L	0.34	5.0	1	EPA 8260C	02/14/2014 08:25	02/14/2014 18:59	SS
79-00-5	1,1,2-Trichloroethane	ND		ug/L	1.3	5.0	1	EPA 8260C	02/14/2014 08:25	02/14/2014 18:59	SS
75-34-3	1,1-Dichloroethane	ND		ug/L	0.42	5.0	1	EPA 8260C	02/14/2014 08:25	02/14/2014 18:59	SS
75-35-4	1,1-Dichloroethylene	ND		ug/L	0.52	5.0	1	EPA 8260C	02/14/2014 08:25	02/14/2014 18:59	SS
563-58-6	1,1-Dichloropropylene	ND		ug/L	0.26	5.0	1	EPA 8260C	02/14/2014 08:25	02/14/2014 18:59	SS
87-61-6	1,2,3-Trichlorobenzene	ND		ug/L	0.99	10	1	EPA 8260C	02/14/2014 08:25	02/14/2014 18:59	SS
96-18-4	1,2,3-Trichloropropane	ND		ug/L	0.73	5.0	1	EPA 8260C	02/14/2014 08:25	02/14/2014 18:59	SS
120-82-1	1,2,4-Trichlorobenzene	ND		ug/L	0.91	10	1	EPA 8260C	02/14/2014 08:25	02/14/2014 18:59	SS
96-12-8	1,2-Dibromo-3-chloropropane	ND		ug/L	0.98	10	1	EPA 8260C	02/14/2014 08:25	02/14/2014 18:59	SS
106-93-4	1,2-Dibromoethane	ND		ug/L	0.44	5.0	1	EPA 8260C	02/14/2014 08:25	02/14/2014 18:59	SS
95-50-1	1,2-Dichlorobenzene	ND		ug/L	0.40	5.0	1	EPA 8260C	02/14/2014 08:25	02/14/2014 18:59	SS
107-06-2	1,2-Dichloroethane	ND		ug/L	0.36	5.0	1	EPA 8260C	02/14/2014 08:25	02/14/2014 18:59	SS
78-87-5	1,2-Dichloropropane	ND		ug/L	0.23	5.0	1	EPA 8260C	02/14/2014 08:25	02/14/2014 18:59	SS
541-73-1	1,3-Dichlorobenzene	ND		ug/L	0.47	5.0	1	EPA 8260C	02/14/2014 08:25	02/14/2014 18:59	SS
142-28-9	1,3-Dichloropropane	ND		ug/L	0.55	5.0	1	EPA 8260C	02/14/2014 08:25	02/14/2014 18:59	SS
106-46-7	1,4-Dichlorobenzene	ND		ug/L	0.62	5.0	1	EPA 8260C	02/14/2014 08:25	02/14/2014 18:59	SS
594-20-7	2,2-Dichloropropane	ND		ug/L	0.42	5.0	1	EPA 8260C	02/14/2014 08:25	02/14/2014 18:59	SS
95-49-8	2-Chlorotoluene	ND		ug/L	0.43	5.0	1	EPA 8260C	02/14/2014 08:25	02/14/2014 18:59	SS
106-43-4	4-Chlorotoluene	ND		ug/L	0.31	5.0	1	EPA 8260C	02/14/2014 08:25	02/14/2014 18:59	SS
108-86-1	Bromobenzene	ND		ug/L	1.0	5.0	1	EPA 8260C	02/14/2014 08:25	02/14/2014 18:59	SS
74-97-5	Bromochloromethane	ND		ug/L	0.54	5.0	1	EPA 8260C	02/14/2014 08:25	02/14/2014 18:59	SS
75-27-4	Bromodichloromethane	ND		ug/L	0.41	5.0	1	EPA 8260C	02/14/2014 08:25	02/14/2014 18:59	SS
75-25-2	Bromoform	ND		ug/L	0.58	5.0	1	EPA 8260C	02/14/2014 08:25	02/14/2014 18:59	SS
74-83-9	Bromomethane	ND		ug/L	2.0	5.0	1	EPA 8260C	02/14/2014 08:25	02/14/2014 18:59	SS
56-23-5	Carbon tetrachloride	ND		ug/L	0.56	5.0	1	EPA 8260C	02/14/2014 08:25	02/14/2014 18:59	SS
108-90-7	Chlorobenzene	ND		ug/L	0.38	5.0	1	EPA 8260C	02/14/2014 08:25	02/14/2014 18:59	SS
75-00-3	Chloroethane	ND		ug/L	2.8	5.0	1	EPA 8260C	02/14/2014 08:25	02/14/2014 18:59	SS
67-66-3	Chloroform	ND		ug/L	0.42	5.0	1	EPA 8260C	02/14/2014 08:25	02/14/2014 18:59	SS

Sample Information

Client Sample ID: **trip blank** **York Sample ID:** **14B0215-09**

York Project (SDG) No.	Client Project ID	Matrix	Collection Date/Time	Date Received
14B0215	SONY	Water	February 7, 2014 3:00 pm	02/10/2014

Volatile Organics, 8260 Halogenated List **Log-in Notes:** **Sample Notes:**

Sample Prepared by Method: EPA 5030B

CAS No.	Parameter	Result	Flag	Units	MDL	RL	Dilution	Reference Method	Date/Time Prepared	Date/Time Analyzed	Analyst
74-87-3	Chloromethane	ND		ug/L	0.41	5.0	1	EPA 8260C	02/14/2014 08:25	02/14/2014 18:59	SS
156-59-2	cis-1,2-Dichloroethylene	ND		ug/L	0.43	5.0	1	EPA 8260C	02/14/2014 08:25	02/14/2014 18:59	SS
10061-01-5	cis-1,3-Dichloropropylene	ND		ug/L	0.41	5.0	1	EPA 8260C	02/14/2014 08:25	02/14/2014 18:59	SS
124-48-1	Dibromochloromethane	ND		ug/L	0.39	5.0	1	EPA 8260C	02/14/2014 08:25	02/14/2014 18:59	SS
74-95-3	Dibromomethane	ND		ug/L	0.58	5.0	1	EPA 8260C	02/14/2014 08:25	02/14/2014 18:59	SS
75-71-8	Dichlorodifluoromethane	ND		ug/L	0.35	5.0	1	EPA 8260C	02/14/2014 08:25	02/14/2014 18:59	SS
87-68-3	Hexachlorobutadiene	ND		ug/L	0.68	5.0	1	EPA 8260C	02/14/2014 08:25	02/14/2014 18:59	SS
75-09-2	Methylene chloride	**3.4**	J, B	ug/L	2.4	10	1	EPA 8260C	02/14/2014 08:25	02/14/2014 18:59	SS
127-18-4	Tetrachloroethylene	ND		ug/L	0.41	5.0	1	EPA 8260C	02/14/2014 08:25	02/14/2014 18:59	SS
156-60-5	trans-1,2-Dichloroethylene	ND		ug/L	0.52	5.0	1	EPA 8260C	02/14/2014 08:25	02/14/2014 18:59	SS
10061-02-6	trans-1,3-Dichloropropylene	ND		ug/L	0.67	5.0	1	EPA 8260C	02/14/2014 08:25	02/14/2014 18:59	SS
79-01-6	Trichloroethylene	**2.9**	J, B	ug/L	0.16	5.0	1	EPA 8260C	02/14/2014 08:25	02/14/2014 18:59	SS
75-69-4	Trichlorofluoromethane	ND		ug/L	0.54	5.0	1	EPA 8260C	02/14/2014 08:25	02/14/2014 18:59	SS
75-01-4	Vinyl Chloride	ND		ug/L	0.68	5.0	1	EPA 8260C	02/14/2014 08:25	02/14/2014 18:59	SS

	Surrogate Recoveries	Result	Acceptance Range
17060-07-0	*Surrogate: 1,2-Dichloroethane-d4*	*101 %*	*78-122*
460-00-4	*Surrogate: p-Bromofluorobenzene*	*99.9 %*	*87-112*
2037-26-5	*Surrogate: Toluene-d8*	*101 %*	*91-110*

Sample Information

Client Sample ID: **equipment blank** **York Sample ID:** **14B0215-10**

York Project (SDG) No.	Client Project ID	Matrix	Collection Date/Time	Date Received
14B0215	SONY	Water	February 7, 2014 3:00 pm	02/10/2014

Volatile Organics, 8260 Halogenated List **Log-in Notes:** **Sample Notes:**

Sample Prepared by Method: EPA 5030B

CAS No.	Parameter	Result	Flag	Units	MDL	RL	Dilution	Reference Method	Date/Time Prepared	Date/Time Analyzed	Analyst
630-20-6	1,1,1,2-Tetrachloroethane	ND		ug/L	0.32	5.0	1	EPA 8260C	02/14/2014 08:25	02/14/2014 19:30	SS
71-55-6	1,1,1-Trichloroethane	ND		ug/L	0.23	5.0	1	EPA 8260C	02/14/2014 08:25	02/14/2014 19:30	SS
79-34-5	1,1,2,2-Tetrachloroethane	ND		ug/L	0.59	5.0	1	EPA 8260C	02/14/2014 08:25	02/14/2014 19:30	SS
76-13-1	,1,2-Trichloro-1,2,2-trifluoroethane (Freon 113	ND		ug/L	0.34	5.0	1	EPA 8260C	02/14/2014 08:25	02/14/2014 19:30	SS
79-00-5	1,1,2-Trichloroethane	ND		ug/L	1.3	5.0	1	EPA 8260C	02/14/2014 08:25	02/14/2014 19:30	SS

Sample Information

Client Sample ID: **equipment blank** **York Sample ID:** **14B0215-10**

York Project (SDG) No.	Client Project ID	Matrix	Collection Date/Time	Date Received
14B0215	SONY	Water	February 7, 2014 3:00 pm	02/10/2014

Volatile Organics, 8260 Halogenated List **Log-in Notes:** **Sample Notes:**

Sample Prepared by Method: EPA 5030B

CAS No.	Parameter	Result	Flag	Units	MDL	RL	Dilution	Reference Method	Date/Time Prepared	Date/Time Analyzed	Analyst
75-34-3	1,1-Dichloroethane	ND		ug/L	0.42	5.0	1	EPA 8260C	02/14/2014 08:25	02/14/2014 19:30	SS
75-35-4	1,1-Dichloroethylene	ND		ug/L	0.52	5.0	1	EPA 8260C	02/14/2014 08:25	02/14/2014 19:30	SS
563-58-6	1,1-Dichloropropylene	ND		ug/L	0.26	5.0	1	EPA 8260C	02/14/2014 08:25	02/14/2014 19:30	SS
87-61-6	1,2,3-Trichlorobenzene	ND		ug/L	0.99	10	1	EPA 8260C	02/14/2014 08:25	02/14/2014 19:30	SS
96-18-4	1,2,3-Trichloropropane	ND		ug/L	0.73	5.0	1	EPA 8260C	02/14/2014 08:25	02/14/2014 19:30	SS
120-82-1	1,2,4-Trichlorobenzene	ND		ug/L	0.91	10	1	EPA 8260C	02/14/2014 08:25	02/14/2014 19:30	SS
96-12-8	1,2-Dibromo-3-chloropropane	ND		ug/L	0.98	10	1	EPA 8260C	02/14/2014 08:25	02/14/2014 19:30	SS
106-93-4	1,2-Dibromoethane	ND		ug/L	0.44	5.0	1	EPA 8260C	02/14/2014 08:25	02/14/2014 19:30	SS
95-50-1	1,2-Dichlorobenzene	ND		ug/L	0.40	5.0	1	EPA 8260C	02/14/2014 08:25	02/14/2014 19:30	SS
107-06-2	1,2-Dichloroethane	ND		ug/L	0.36	5.0	1	EPA 8260C	02/14/2014 08:25	02/14/2014 19:30	SS
78-87-5	1,2-Dichloropropane	ND		ug/L	0.23	5.0	1	EPA 8260C	02/14/2014 08:25	02/14/2014 19:30	SS
541-73-1	1,3-Dichlorobenzene	ND		ug/L	0.47	5.0	1	EPA 8260C	02/14/2014 08:25	02/14/2014 19:30	SS
142-28-9	1,3-Dichloropropane	ND		ug/L	0.55	5.0	1	EPA 8260C	02/14/2014 08:25	02/14/2014 19:30	SS
106-46-7	1,4-Dichlorobenzene	ND		ug/L	0.62	5.0	1	EPA 8260C	02/14/2014 08:25	02/14/2014 19:30	SS
594-20-7	2,2-Dichloropropane	ND		ug/L	0.42	5.0	1	EPA 8260C	02/14/2014 08:25	02/14/2014 19:30	SS
95-49-8	2-Chlorotoluene	ND		ug/L	0.43	5.0	1	EPA 8260C	02/14/2014 08:25	02/14/2014 19:30	SS
106-43-4	4-Chlorotoluene	ND		ug/L	0.31	5.0	1	EPA 8260C	02/14/2014 08:25	02/14/2014 19:30	SS
108-86-1	Bromobenzene	ND		ug/L	1.0	5.0	1	EPA 8260C	02/14/2014 08:25	02/14/2014 19:30	SS
74-97-5	Bromochloromethane	ND		ug/L	0.54	5.0	1	EPA 8260C	02/14/2014 08:25	02/14/2014 19:30	SS
75-27-4	Bromodichloromethane	ND		ug/L	0.41	5.0	1	EPA 8260C	02/14/2014 08:25	02/14/2014 19:30	SS
75-25-2	Bromoform	ND		ug/L	0.58	5.0	1	EPA 8260C	02/14/2014 08:25	02/14/2014 19:30	SS
74-83-9	Bromomethane	ND		ug/L	2.0	5.0	1	EPA 8260C	02/14/2014 08:25	02/14/2014 19:30	SS
56-23-5	Carbon tetrachloride	ND		ug/L	0.56	5.0	1	EPA 8260C	02/14/2014 08:25	02/14/2014 19:30	SS
108-90-7	Chlorobenzene	ND		ug/L	0.38	5.0	1	EPA 8260C	02/14/2014 08:25	02/14/2014 19:30	SS
75-00-3	Chloroethane	ND		ug/L	2.8	5.0	1	EPA 8260C	02/14/2014 08:25	02/14/2014 19:30	SS
67-66-3	Chloroform	ND		ug/L	0.42	5.0	1	EPA 8260C	02/14/2014 08:25	02/14/2014 19:30	SS
74-87-3	Chloromethane	ND		ug/L	0.41	5.0	1	EPA 8260C	02/14/2014 08:25	02/14/2014 19:30	SS
156-59-2	cis-1,2-Dichloroethylene	ND		ug/L	0.43	5.0	1	EPA 8260C	02/14/2014 08:25	02/14/2014 19:30	SS
10061-01-5	cis-1,3-Dichloropropylene	ND		ug/L	0.41	5.0	1	EPA 8260C	02/14/2014 08:25	02/14/2014 19:30	SS
124-48-1	Dibromochloromethane	ND		ug/L	0.39	5.0	1	EPA 8260C	02/14/2014 08:25	02/14/2014 19:30	SS
74-95-3	Dibromomethane	ND		ug/L	0.58	5.0	1	EPA 8260C	02/14/2014 08:25	02/14/2014 19:30	SS

Sample Information

Client Sample ID: **equipment blank** **York Sample ID:** **14B0215-10**

York Project (SDG) No.	Client Project ID	Matrix	Collection Date/Time	Date Received
14B0215	SONY	Water	February 7, 2014 3:00 pm	02/10/2014

Volatile Organics, 8260 Halogenated List **Log-in Notes:** **Sample Notes:**

Sample Prepared by Method: EPA 5030B

CAS No.	Parameter	Result	Flag	Units	MDL	RL	Dilution	Reference Method	Date/Time Prepared	Date/Time Analyzed	Analyst
75-71-8	Dichlorodifluoromethane	ND		ug/L	0.35	5.0	1	EPA 8260C	02/14/2014 08:25	02/14/2014 19:30	SS
87-68-3	Hexachlorobutadiene	ND		ug/L	0.68	5.0	1	EPA 8260C	02/14/2014 08:25	02/14/2014 19:30	SS
75-09-2	Methylene chloride	**3.5**	J, B	ug/L	2.4	10	1	EPA 8260C	02/14/2014 08:25	02/14/2014 19:30	SS
127-18-4	Tetrachloroethylene	ND		ug/L	0.41	5.0	1	EPA 8260C	02/14/2014 08:25	02/14/2014 19:30	SS
156-60-5	trans-1,2-Dichloroethylene	ND		ug/L	0.52	5.0	1	EPA 8260C	02/14/2014 08:25	02/14/2014 19:30	SS
10061-02-6	trans-1,3-Dichloropropylene	ND		ug/L	0.67	5.0	1	EPA 8260C	02/14/2014 08:25	02/14/2014 19:30	SS
79-01-6	Trichloroethylene	**1.9**	J, B	ug/L	0.16	5.0	1	EPA 8260C	02/14/2014 08:25	02/14/2014 19:30	SS
75-69-4	Trichlorofluoromethane	ND		ug/L	0.54	5.0	1	EPA 8260C	02/14/2014 08:25	02/14/2014 19:30	SS
75-01-4	Vinyl Chloride	ND		ug/L	0.68	5.0	1	EPA 8260C	02/14/2014 08:25	02/14/2014 19:30	SS

	Surrogate Recoveries	Result	Acceptance Range
17060-07-0	*Surrogate: 1,2-Dichloroethane-d4*	*103 %*	*78-122*
460-00-4	*Surrogate: p-Bromofluorobenzene*	*99.9 %*	*87-112*
2037-26-5	*Surrogate: Toluene-d8*	*99.9 %*	*91-110*

Sample Information

Client Sample ID: **duplicate** **York Sample ID:** **14B0215-11**

York Project (SDG) No.	Client Project ID	Matrix	Collection Date/Time	Date Received
14B0215	SONY	Water	February 7, 2014 10:35 am	02/10/2014

Volatile Organics, 8260 Halogenated List **Log-in Notes:** **Sample Notes:**

Sample Prepared by Method: EPA 5030B

CAS No.	Parameter	Result	Flag	Units	MDL	RL	Dilution	Reference Method	Date/Time Prepared	Date/Time Analyzed	Analyst
630-20-6	1,1,1,2-Tetrachloroethane	ND		ug/L	0.32	5.0	1	EPA 8260C	02/12/2014 15:25	02/13/2014 10:08	SS
71-55-6	1,1,1-Trichloroethane	**940**		ug/L	11	250	50	EPA 8260C	02/12/2014 15:25	02/14/2014 20:01	SS
79-34-5	1,1,2,2-Tetrachloroethane	ND		ug/L	0.59	5.0	1	EPA 8260C	02/12/2014 15:25	02/13/2014 10:08	SS
76-13-1	,1,2-Trichloro-1,2,2-trifluoroethane (Freon 113	ND		ug/L	0.34	5.0	1	EPA 8260C	02/12/2014 15:25	02/13/2014 10:08	SS
79-00-5	1,1,2-Trichloroethane	ND		ug/L	1.3	5.0	1	EPA 8260C	02/12/2014 15:25	02/13/2014 10:08	SS
75-34-3	1,1-Dichloroethane	**16**		ug/L	0.42	5.0	1	EPA 8260C	02/12/2014 15:25	02/13/2014 10:08	SS
75-35-4	1,1-Dichloroethylene	**160**		ug/L	0.52	5.0	1	EPA 8260C	02/12/2014 15:25	02/13/2014 10:08	SS
563-58-6	1,1-Dichloropropylene	ND		ug/L	0.26	5.0	1	EPA 8260C	02/12/2014 15:25	02/13/2014 10:08	SS
87-61-6	1,2,3-Trichlorobenzene	ND		ug/L	0.99	10	1	EPA 8260C	02/12/2014 15:25	02/13/2014 10:08	SS
96-18-4	1,2,3-Trichloropropane	ND		ug/L	0.73	5.0	1	EPA 8260C	02/12/2014 15:25	02/13/2014 10:08	SS

Sample Information

Client Sample ID: duplicate

York Sample ID: 14B0215-11

York Project (SDG) No.	Client Project ID	Matrix	Collection Date/Time	Date Received
14B0215	SONY	Water	February 7, 2014 10:35 am	02/10/2014

Volatile Organics, 8260 Halogenated List

Log-in Notes:

Sample Notes:

Sample Prepared by Method: EPA 5030B

CAS No.	Parameter	Result	Flag	Units	MDL	RL	Dilution	Reference Method	Date/Time Prepared	Date/Time Analyzed	Analyst
120-82-1	1,2,4-Trichlorobenzene	ND		ug/L	0.91	10	1	EPA 8260C	02/12/2014 15:25	02/13/2014 10:08	SS
96-12-8	1,2-Dibromo-3-chloropropane	ND		ug/L	0.98	10	1	EPA 8260C	02/12/2014 15:25	02/13/2014 10:08	SS
106-93-4	1,2-Dibromoethane	ND		ug/L	0.44	5.0	1	EPA 8260C	02/12/2014 15:25	02/13/2014 10:08	SS
95-50-1	1,2-Dichlorobenzene	ND		ug/L	0.40	5.0	1	EPA 8260C	02/12/2014 15:25	02/13/2014 10:08	SS
107-06-2	1,2-Dichloroethane	**98**		ug/L	0.36	5.0	1	EPA 8260C	02/12/2014 15:25	02/13/2014 10:08	SS
78-87-5	1,2-Dichloropropane	ND		ug/L	0.23	5.0	1	EPA 8260C	02/12/2014 15:25	02/13/2014 10:08	SS
541-73-1	1,3-Dichlorobenzene	ND		ug/L	0.47	5.0	1	EPA 8260C	02/12/2014 15:25	02/13/2014 10:08	SS
142-28-9	1,3-Dichloropropane	ND		ug/L	0.55	5.0	1	EPA 8260C	02/12/2014 15:25	02/13/2014 10:08	SS
106-46-7	1,4-Dichlorobenzene	ND		ug/L	0.62	5.0	1	EPA 8260C	02/12/2014 15:25	02/13/2014 10:08	SS
594-20-7	2,2-Dichloropropane	ND		ug/L	0.42	5.0	1	EPA 8260C	02/12/2014 15:25	02/13/2014 10:08	SS
95-49-8	2-Chlorotoluene	ND		ug/L	0.43	5.0	1	EPA 8260C	02/12/2014 15:25	02/13/2014 10:08	SS
106-43-4	4-Chlorotoluene	ND		ug/L	0.31	5.0	1	EPA 8260C	02/12/2014 15:25	02/13/2014 10:08	SS
108-86-1	Bromobenzene	ND		ug/L	1.0	5.0	1	EPA 8260C	02/12/2014 15:25	02/13/2014 10:08	SS
74-97-5	Bromochloromethane	ND		ug/L	0.54	5.0	1	EPA 8260C	02/12/2014 15:25	02/13/2014 10:08	SS
75-27-4	Bromodichloromethane	ND		ug/L	0.41	5.0	1	EPA 8260C	02/12/2014 15:25	02/13/2014 10:08	SS
75-25-2	Bromoform	ND		ug/L	0.58	5.0	1	EPA 8260C	02/12/2014 15:25	02/13/2014 10:08	SS
74-83-9	Bromomethane	ND		ug/L	2.0	5.0	1	EPA 8260C	02/12/2014 15:25	02/13/2014 10:08	SS
56-23-5	Carbon tetrachloride	**710**		ug/L	28	250	50	EPA 8260C	02/12/2014 15:25	02/14/2014 20:01	SS
108-90-7	Chlorobenzene	ND		ug/L	0.38	5.0	1	EPA 8260C	02/12/2014 15:25	02/13/2014 10:08	SS
75-00-3	Chloroethane	ND		ug/L	2.8	5.0	1	EPA 8260C	02/12/2014 15:25	02/13/2014 10:08	SS
67-66-3	Chloroform	**44**		ug/L	0.42	5.0	1	EPA 8260C	02/12/2014 15:25	02/13/2014 10:08	SS
74-87-3	Chloromethane	ND		ug/L	0.41	5.0	1	EPA 8260C	02/12/2014 15:25	02/13/2014 10:08	SS
156-59-2	cis-1,2-Dichloroethylene	**25**		ug/L	0.43	5.0	1	EPA 8260C	02/12/2014 15:25	02/13/2014 10:08	SS
10061-01-5	cis-1,3-Dichloropropylene	ND		ug/L	0.41	5.0	1	EPA 8260C	02/12/2014 15:25	02/13/2014 10:08	SS
124-48-1	Dibromochloromethane	ND		ug/L	0.39	5.0	1	EPA 8260C	02/12/2014 15:25	02/13/2014 10:08	SS
74-95-3	Dibromomethane	ND		ug/L	0.58	5.0	1	EPA 8260C	02/12/2014 15:25	02/13/2014 10:08	SS
75-71-8	Dichlorodifluoromethane	ND		ug/L	0.35	5.0	1	EPA 8260C	02/12/2014 15:25	02/13/2014 10:08	SS
87-68-3	Hexachlorobutadiene	ND		ug/L	0.68	5.0	1	EPA 8260C	02/12/2014 15:25	02/13/2014 10:08	SS
75-09-2	Methylene chloride	**7.2**	J, B	ug/L	2.4	10	1	EPA 8260C	02/12/2014 15:25	02/13/2014 10:08	SS
127-18-4	Tetrachloroethylene	**270**		ug/L	20	250	50	EPA 8260C	02/12/2014 15:25	02/14/2014 20:01	SS
156-60-5	trans-1,2-Dichloroethylene	ND		ug/L	0.52	5.0	1	EPA 8260C	02/12/2014 15:25	02/13/2014 10:08	SS
10061-02-6	trans-1,3-Dichloropropylene	ND		ug/L	0.67	5.0	1	EPA 8260C	02/12/2014 15:25	02/13/2014 10:08	SS

Sample Information

Client Sample ID: duplicate

York Sample ID: 14B0215-11

York Project (SDG) No.	Client Project ID	Matrix	Collection Date/Time	Date Received
14B0215	SONY	Water	February 7, 2014 10:35 am	02/10/2014

Volatile Organics, 8260 Halogenated List

Log-in Notes:

Sample Notes:

Sample Prepared by Method: EPA 5030B

CAS No.	Parameter	Result	Flag	Units	MDL	RL	Dilution	Reference Method	Date/Time Prepared	Date/Time Analyzed	Analyst
79-01-6	Trichloroethylene	**25000**	B	ug/L	160	5000	1000	EPA 8260C	02/12/2014 15:25	02/17/2014 15:48	SS
75-69-4	Trichlorofluoromethane	ND		ug/L	0.54	5.0	1	EPA 8260C	02/12/2014 15:25	02/13/2014 10:08	SS
75-01-4	Vinyl Chloride	ND		ug/L	0.68	5.0	1	EPA 8260C	02/12/2014 15:25	02/13/2014 10:08	SS

	Surrogate Recoveries	Result	Acceptance Range
17060-07-0	*Surrogate: 1,2-Dichloroethane-d4*	*100 %*	*78-122*
460-00-4	*Surrogate: p-Bromofluorobenzene*	*105 %*	*87-112*
2037-26-5	*Surrogate: Toluene-d8*	*99.3 %*	*91-110*

Methane, Ethane & Ethylene

Log-in Notes:

Sample Notes:

Sample Prepared by Method: Preparation for GC Analysis

CAS No.	Parameter	Result	Flag	Units	MDL	RL	Dilution	Reference Method	Date/Time Prepared	Date/Time Analyzed	Analyst
74-82-8	Methane	**10**		ug/L	10	10	1	GC/Headspace	02/13/2014 08:29	02/13/2014 08:31	JW
74-84-0	Ethane	ND		ug/L	10	10	1	GC/Headspace	02/13/2014 08:29	02/13/2014 08:31	JW
74-85-1	Ethylene (Ethene)	ND		ug/L	10	10	1	GC/Headspace	02/13/2014 08:29	02/13/2014 08:31	JW

Analytical Batch Summary

Batch ID: BB40428 **Preparation Method:** EPA 5030B **Prepared By:** BGS

YORK Sample ID	Client Sample ID	Preparation Date
14B0215-05	EW-9	02/12/14
14B0215-06	EW-10	02/12/14
14B0215-07	EW-11	02/12/14
14B0215-08	EW-12	02/12/14
14B0215-11	duplicate	02/12/14
BB40428-BLK1	Blank	02/12/14
BB40428-BS1	LCS	02/12/14
BB40428-BSD1	LCS Dup	02/12/14

Batch ID: BB40429 **Preparation Method:** EPA 5030B **Prepared By:** BGS

YORK Sample ID	Client Sample ID	Preparation Date
14B0215-01	EW-5	02/12/14
14B0215-02	EW-6	02/12/14
14B0215-03	EW-7	02/12/14
14B0215-04	EW-8	02/12/14
BB40429-BLK1	Blank	02/12/14
BB40429-BS1	LCS	02/12/14
BB40429-BSD1	LCS Dup	02/12/14
BB40429-MS1	Matrix Spike	02/12/14
BB40429-MSD1	Matrix Spike Dup	02/12/14

Batch ID: BB40443 **Preparation Method:** Preparation for GC Analysis **Prepared By:** JW

YORK Sample ID	Client Sample ID	Preparation Date
14B0215-01	EW-5	02/13/14
14B0215-02	EW-6	02/13/14
14B0215-03	EW-7	02/13/14
14B0215-04	EW-8	02/13/14
14B0215-05	EW-9	02/13/14
14B0215-06	EW-10	02/13/14
14B0215-07	EW-11	02/13/14
14B0215-08	EW-12	02/13/14
14B0215-11	duplicate	02/13/14
BB40443-BLK1	Blank	02/13/14
BB40443-DUP1	Duplicate	02/13/14

Batch ID: BB40503 **Preparation Method:** EPA 5030B **Prepared By:** BGS

YORK Sample ID	Client Sample ID	Preparation Date
14B0215-01RE1	EW-5	02/14/14
14B0215-02RE1	EW-6	02/14/14
14B0215-03RE1	EW-7	02/14/14
BB40503-BLK1	Blank	02/14/14

BB40503-BS1	LCS	02/14/14
BB40503-BSD1	LCS Dup	02/14/14

Batch ID: BB40560 **Preparation Method:** EPA 5030B **Prepared By:** BGS

YORK Sample ID	Client Sample ID	Preparation Date
14B0215-02RE2	EW-6	02/13/14
14B0215-03RE2	EW-7	02/13/14
BB40560-BLK1	Blank	02/17/14
BB40560-BS1	LCS	02/17/14
BB40560-BSD1	LCS Dup	02/17/14

Batch ID: BB40568 **Preparation Method:** EPA 5030B **Prepared By:** BGS

YORK Sample ID	Client Sample ID	Preparation Date
14B0215-04RE1	EW-8	02/14/14
14B0215-05RE1	EW-9	02/14/14
14B0215-06RE1	EW-10	02/14/14
14B0215-08RE1	EW-12	02/14/14
14B0215-09	trip blank	02/14/14
14B0215-10	equipment blank	02/14/14
14B0215-11RE1	duplicate	02/14/14
BB40568-BLK1	Blank	02/14/14
BB40568-BS1	LCS	02/14/14
BB40568-BSD1	LCS Dup	02/14/14

Batch ID: BB40569 **Preparation Method:** EPA 5030B **Prepared By:** BGS

YORK Sample ID	Client Sample ID	Preparation Date
14B0215-04RE2	EW-8	02/12/14
14B0215-05RE2	EW-9	02/12/14
14B0215-06RE2	EW-10	02/12/14
14B0215-07RE1	EW-11	02/12/14
14B0215-08RE2	EW-12	02/12/14
14B0215-11RE2	duplicate	02/12/14
BB40569-BLK1	Blank	02/17/14
BB40569-BS1	LCS	02/17/14
BB40569-BSD1	LCS Dup	02/17/14

Volatile Organic Compounds by GC/MS - Quality Control Data

York Analytical Laboratories, Inc.

Analyte	Result	Reporting Limit	Units	Spike Level	Source* Result	%REC	%REC Limits	Flag	RPD	RPD Limit	Flag
Batch BB40428 - EPA 5030B											
Blank (BB40428-BLK1)								Prepared: 02/12/2014 Analyzed: 02/13/2014			
1,1,1,2-Tetrachloroethane	ND	5.0	ug/L								
1,1,1-Trichloroethane	ND	5.0	"								
1,1,2,2-Tetrachloroethane	ND	5.0	"								
1,1,2-Trichloro-1,2,2-trifluoroethane (Freon 113)	ND	5.0	"								
1,1,2-Trichloroethane	ND	5.0	"								
1,1-Dichloroethane	ND	5.0	"								
1,1-Dichloroethylene	ND	5.0	"								
1,1-Dichloropropylene	ND	5.0	"								
1,2,3-Trichlorobenzene	ND	10	"								
1,2,3-Trichloropropane	ND	5.0	"								
1,2,4-Trichlorobenzene	ND	10	"								
1,2-Dibromo-3-chloropropane	ND	10	"								
1,2-Dibromoethane	ND	5.0	"								
1,2-Dichlorobenzene	ND	5.0	"								
1,2-Dichloroethane	ND	5.0	"								
1,2-Dichloropropane	ND	5.0	"								
1,3-Dichlorobenzene	ND	5.0	"								
1,3-Dichloropropane	ND	5.0	"								
1,4-Dichlorobenzene	ND	5.0	"								
2,2-Dichloropropane	ND	5.0	"								
2-Chlorotoluene	ND	5.0	"								
4-Chlorotoluene	ND	5.0	"								
Bromobenzene	ND	5.0	"								
Bromochloromethane	ND	5.0	"								
Bromodichloromethane	ND	5.0	"								
Bromoform	ND	5.0	"								
Bromomethane	ND	5.0	"								
Carbon tetrachloride	ND	5.0	"								
Chlorobenzene	ND	5.0	"								
Chloroethane	ND	5.0	"								
Chloroform	ND	5.0	"								
Chloromethane	ND	5.0	"								
cis-1,2-Dichloroethylene	ND	5.0	"								
cis-1,3-Dichloropropylene	ND	5.0	"								
Dibromochloromethane	ND	5.0	"								
Dibromomethane	ND	5.0	"								
Dichlorodifluoromethane	ND	5.0	"								
Hexachlorobutadiene	ND	5.0	"								
Methylene chloride	9.5	10	"								
Tetrachloroethylene	ND	5.0	"								
trans-1,2-Dichloroethylene	ND	5.0	"								
trans-1,3-Dichloropropylene	ND	5.0	"								
Trichloroethylene	3.2	5.0	"								
Trichlorofluoromethane	ND	5.0	"								
Vinyl Chloride	ND	5.0	"								
Surrogate: 1,2-Dichloroethane-d4	*50.8*		*"*	*50.0*		*102*	*78-122*				
Surrogate: p-Bromofluorobenzene	*49.4*		*"*	*50.0*		*98.8*	*87-112*				
Surrogate: Toluene-d8	*50.6*		*"*	*50.0*		*101*	*91-110*				

Volatile Organic Compounds by GC/MS - Quality Control Data

York Analytical Laboratories, Inc.

Analyte	Result	Reporting Limit	Units	Spike Level	Source* Result	%REC	%REC Limits	Flag	RPD	RPD Limit	Flag
Batch BB40428 - EPA 5030B											
LCS (BB40428-BS1)							Prepared: 02/12/2014 Analyzed: 02/13/2014				
1,1,1,2-Tetrachloroethane	53		ug/L	50.0		106	90-116				
1,1,1-Trichloroethane	52		"	50.0		104	83-125				
1,1,2,2-Tetrachloroethane	52		"	50.0		105	84-122				
1,1,2-Trichloro-1,2,2-trifluoroethane (Freon 113)	55		"	50.0		110	66-141				
1,1,2-Trichloroethane	53		"	50.0		105	83-116				
1,1-Dichloroethane	51		"	50.0		102	82-121				
1,1-Dichloroethylene	49		"	50.0		98.3	59-135				
1,1-Dichloropropylene	51		"	50.0		102	81-112				
1,2,3-Trichlorobenzene	53		"	50.0		107	74-132				
1,2,3-Trichloropropane	52		"	50.0		105	83-118				
1,2,4-Trichlorobenzene	53		"	50.0		106	72-133				
1,2-Dibromo-3-chloropropane	54		"	50.0		107	69-134				
1,2-Dibromoethane	53		"	50.0		105	85-118				
1,2-Dichlorobenzene	53		"	50.0		106	87-116				
1,2-Dichloroethane	51		"	50.0		102	79-125				
1,2-Dichloropropane	52		"	50.0		103	82-119				
1,3-Dichlorobenzene	54		"	50.0		107	85-116				
1,3-Dichloropropane	52		"	50.0		103	86-114				
1,4-Dichlorobenzene	53		"	50.0		106	84-116				
2,2-Dichloropropane	47		"	50.0		93.7	56-138				
2-Chlorotoluene	53		"	50.0		106	82-117				
4-Chlorotoluene	52		"	50.0		105	84-118				
Bromobenzene	58		"	50.0		115	85-117				
Bromochloromethane	51		"	50.0		103	80-120				
Bromodichloromethane	53		"	50.0		105	87-122				
Bromoform	53		"	50.0		106	83-127				
Bromomethane	39		"	50.0		77.6	36-135				
Carbon tetrachloride	51		"	50.0		102	82-128				
Chlorobenzene	53		"	50.0		105	90-111				
Chloroethane	48		"	50.0		95.3	60-132				
Chloroform	53		"	50.0		105	89-116				
Chloromethane	47		"	50.0		93.2	39-131				
cis-1,2-Dichloroethylene	51		"	50.0		102	90-112				
cis-1,3-Dichloropropylene	50		"	50.0		99.7	89-124				
Dibromochloromethane	54		"	50.0		107	82-132				
Dibromomethane	52		"	50.0		105	83-124				
Dichlorodifluoromethane	44		"	50.0		87.1	10-143				
Hexachlorobutadiene	52		"	50.0		104	83-129				
Methylene chloride	52		"	50.0		105	51-136				
Tetrachloroethylene	58		"	50.0		115	67-138				
trans-1,2-Dichloroethylene	51		"	50.0		102	73-123				
trans-1,3-Dichloropropylene	50		"	50.0		100	85-123				
Trichloroethylene	56		"	50.0		113	83-120				
Trichlorofluoromethane	49		"	50.0		98.9	62-138				
Vinyl Chloride	48		"	50.0		96.3	49-127				
Surrogate: 1,2-Dichloroethane-d4	*48.8*		*"*	*50.0*		*97.7*	*78-122*				
Surrogate: p-Bromofluorobenzene	*48.8*		*"*	*50.0*		*97.6*	*87-112*				
Surrogate: Toluene-d8	*50.0*		*"*	*50.0*		*100*	*91-110*				

Volatile Organic Compounds by GC/MS - Quality Control Data

York Analytical Laboratories, Inc.

Analyte	Result	Reporting Limit	Units	Spike Level	Source* Result	%REC	%REC Limits	Flag	RPD	RPD Limit	Flag
Batch BB40428 - EPA 5030B											
LCS Dup (BB40428-BSD1)								Prepared: 02/12/2014 Analyzed: 02/13/2014			
1,1,1,2-Tetrachloroethane	53		ug/L	50.0		107	90-116		0.300	30	
1,1,1-Trichloroethane	53		"	50.0		105	83-125		1.15	30	
1,1,2,2-Tetrachloroethane	52		"	50.0		104	84-122		0.325	30	
1,1,2-Trichloro-1,2,2-trifluoroethane (Freon 113)	55		"	50.0		110	66-141		0.436	30	
1,1,2-Trichloroethane	53		"	50.0		106	83-116		0.607	30	
1,1-Dichloroethane	51		"	50.0		102	82-121		0.0978	30	
1,1-Dichloroethylene	50		"	50.0		101	59-135		2.31	30	
1,1-Dichloropropylene	51		"	50.0		101	81-112		0.610	30	
1,2,3-Trichlorobenzene	52		"	50.0		104	74-132		2.86	30	
1,2,3-Trichloropropane	52		"	50.0		104	83-118		0.115	30	
1,2,4-Trichlorobenzene	50		"	50.0		99.8	72-133		5.57	30	
1,2-Dibromo-3-chloropropane	52		"	50.0		105	69-134		2.19	30	
1,2-Dibromoethane	52		"	50.0		104	85-118		0.725	30	
1,2-Dichlorobenzene	38		"	50.0		75.1	87-116	Low Bias	34.2	30	Non-dir.
1,2-Dichloroethane	51		"	50.0		101	79-125		0.886	30	
1,2-Dichloropropane	52		"	50.0		104	82-119		1.14	30	
1,3-Dichlorobenzene	52		"	50.0		105	85-116		2.34	30	
1,3-Dichloropropane	52		"	50.0		104	86-114		0.503	30	
1,4-Dichlorobenzene	52		"	50.0		104	84-116		1.94	30	
2,2-Dichloropropane	47		"	50.0		94.3	56-138		0.681	30	
2-Chlorotoluene	53		"	50.0		107	82-117		0.790	30	
4-Chlorotoluene	52		"	50.0		105	84-118		0.115	30	
Bromobenzene	58		"	50.0		116	85-117		0.346	30	
Bromochloromethane	52		"	50.0		104	80-120		0.873	30	
Bromodichloromethane	53		"	50.0		106	87-122		0.341	30	
Bromoform	53		"	50.0		105	83-127		0.699	30	
Bromomethane	39		"	50.0		78.5	36-135		1.23	30	
Carbon tetrachloride	52		"	50.0		103	82-128		0.935	30	
Chlorobenzene	53		"	50.0		107	90-111		1.23	30	
Chloroethane	50		"	50.0		99.7	60-132		4.53	30	
Chloroform	53		"	50.0		106	89-116		0.850	30	
Chloromethane	47		"	50.0		93.4	39-131		0.236	30	
cis-1,2-Dichloroethylene	52		"	50.0		103	90-112		1.43	30	
cis-1,3-Dichloropropylene	50		"	50.0		99.8	89-124		0.120	30	
Dibromochloromethane	54		"	50.0		108	82-132		0.446	30	
Dibromomethane	52		"	50.0		104	83-124		0.805	30	
Dichlorodifluoromethane	31		"	50.0		61.1	10-143		35.1	30	Non-dir.
Hexachlorobutadiene	52		"	50.0		103	83-129		0.407	30	
Methylene chloride	53		"	50.0		107	51-136		2.16	30	
Tetrachloroethylene	63		"	50.0		126	67-138		9.35	30	
trans-1,2-Dichloroethylene	51		"	50.0		101	73-123		0.434	30	
trans-1,3-Dichloropropylene	50		"	50.0		100	85-123		0.0999	30	
Trichloroethylene	57		"	50.0		114	83-120		1.06	30	
Trichlorofluoromethane	51		"	50.0		101	62-138		2.40	30	
Vinyl Chloride	48		"	50.0		95.6	49-127		0.667	30	
Surrogate: 1,2-Dichloroethane-d4	*49.1*		*"*	*50.0*		*98.3*	*78-122*				
Surrogate: p-Bromofluorobenzene	*50.0*		*"*	*50.0*		*100*	*87-112*				
Surrogate: Toluene-d8	*50.4*		*"*	*50.0*		*101*	*91-110*				

Volatile Organic Compounds by GC/MS - Quality Control Data

York Analytical Laboratories, Inc.

Analyte	Result	Reporting Limit	Units	Spike Level	Source* Result	%REC	%REC Limits	Flag	RPD	RPD Limit	Flag
Batch BB40429 - EPA 5030B											
Blank (BB40429-BLK1)								Prepared & Analyzed: 02/12/2014			
1,1,1,2-Tetrachloroethane	ND	5.0	ug/L								
1,1,1-Trichloroethane	ND	5.0	"								
1,1,2,2-Tetrachloroethane	ND	5.0	"								
1,1,2-Trichloro-1,2,2-trifluoroethane (Freon 113)	ND	5.0	"								
1,1,2-Trichloroethane	ND	5.0	"								
1,1-Dichloroethane	ND	5.0	"								
1,1-Dichloroethylene	ND	5.0	"								
1,1-Dichloropropylene	ND	5.0	"								
1,2,3-Trichlorobenzene	ND	10	"								
1,2,3-Trichloropropane	ND	5.0	"								
1,2,4-Trichlorobenzene	ND	10	"								
1,2-Dibromo-3-chloropropane	ND	10	"								
1,2-Dibromoethane	ND	5.0	"								
1,2-Dichlorobenzene	ND	5.0	"								
1,2-Dichloroethane	ND	5.0	"								
1,2-Dichloropropane	ND	5.0	"								
1,3-Dichlorobenzene	ND	5.0	"								
1,3-Dichloropropane	ND	5.0	"								
1,4-Dichlorobenzene	ND	5.0	"								
2,2-Dichloropropane	ND	5.0	"								
2-Chlorotoluene	ND	5.0	"								
4-Chlorotoluene	ND	5.0	"								
Bromobenzene	ND	5.0	"								
Bromochloromethane	ND	5.0	"								
Bromodichloromethane	ND	5.0	"								
Bromoform	ND	5.0	"								
Bromomethane	ND	5.0	"								
Carbon tetrachloride	ND	5.0	"								
Chlorobenzene	ND	5.0	"								
Chloroethane	ND	5.0	"								
Chloroform	ND	5.0	"								
Chloromethane	ND	5.0	"								
cis-1,2-Dichloroethylene	ND	5.0	"								
cis-1,3-Dichloropropylene	ND	5.0	"								
Dibromochloromethane	ND	5.0	"								
Dibromomethane	ND	5.0	"								
Dichlorodifluoromethane	ND	5.0	"								
Hexachlorobutadiene	ND	5.0	"								
Methylene chloride	4.0	10	"								
Tetrachloroethylene	ND	5.0	"								
trans-1,2-Dichloroethylene	ND	5.0	"								
trans-1,3-Dichloropropylene	ND	5.0	"								
Trichloroethylene	ND	5.0	"								
Trichlorofluoromethane	ND	5.0	"								
Vinyl Chloride	ND	5.0	"								
Surrogate: 1,2-Dichloroethane-d4	*52.9*		*"*	*50.0*		*106*	*78-122*				
Surrogate: p-Bromofluorobenzene	*50.1*		*"*	*50.0*		*100*	*87-112*				
Surrogate: Toluene-d8	*50.0*		*"*	*50.0*		*100*	*91-110*				

Volatile Organic Compounds by GC/MS - Quality Control Data

York Analytical Laboratories, Inc.

Analyte	Result	Reporting Limit	Units	Spike Level	Source* Result	%REC	%REC Limits	Flag	RPD	RPD Limit	Flag
Batch BB40429 - EPA 5030B											
LCS (BB40429-BS1)							Prepared & Analyzed: 02/12/2014				
1,1,1,2-Tetrachloroethane	54		ug/L	50.0		109	90-116				
1,1,1-Trichloroethane	52		"	50.0		105	83-125				
1,1,2,2-Tetrachloroethane	56		"	50.0		112	84-122				
1,1,2-Trichloro-1,2,2-trifluoroethane (Freon 113)	52		"	50.0		105	66-141				
1,1,2-Trichloroethane	54		"	50.0		108	83-116				
1,1-Dichloroethane	52		"	50.0		104	82-121				
1,1-Dichloroethylene	49		"	50.0		98.0	59-135				
1,1-Dichloropropylene	51		"	50.0		103	81-112				
1,2,3-Trichlorobenzene	55		"	50.0		111	74-132				
1,2,3-Trichloropropane	56		"	50.0		112	83-118				
1,2,4-Trichlorobenzene	54		"	50.0		108	72-133				
1,2-Dibromo-3-chloropropane	58		"	50.0		115	69-134				
1,2-Dibromoethane	56		"	50.0		111	85-118				
1,2-Dichlorobenzene	54		"	50.0		108	87-116				
1,2-Dichloroethane	54		"	50.0		107	79-125				
1,2-Dichloropropane	53		"	50.0		106	82-119				
1,3-Dichlorobenzene	54		"	50.0		108	85-116				
1,3-Dichloropropane	55		"	50.0		109	86-114				
1,4-Dichlorobenzene	54		"	50.0		108	84-116				
2,2-Dichloropropane	52		"	50.0		104	56-138				
2-Chlorotoluene	54		"	50.0		108	82-117				
4-Chlorotoluene	54		"	50.0		108	84-118				
Bromobenzene	52		"	50.0		103	85-117				
Bromochloromethane	53		"	50.0		106	80-120				
Bromodichloromethane	54		"	50.0		108	87-122				
Bromoform	57		"	50.0		114	83-127				
Bromomethane	47		"	50.0		94.2	36-135				
Carbon tetrachloride	52		"	50.0		104	82-128				
Chlorobenzene	53		"	50.0		107	90-111				
Chloroethane	48		"	50.0		95.9	60-132				
Chloroform	55		"	50.0		109	89-116				
Chloromethane	45		"	50.0		89.3	39-131				
cis-1,2-Dichloroethylene	53		"	50.0		106	90-112				
cis-1,3-Dichloropropylene	53		"	50.0		106	89-124				
Dibromochloromethane	56		"	50.0		111	82-132				
Dibromomethane	56		"	50.0		111	83-124				
Dichlorodifluoromethane	36		"	50.0		72.6	10-143				
Hexachlorobutadiene	53		"	50.0		105	83-129				
Methylene chloride	49		"	50.0		98.3	51-136				
Tetrachloroethylene	53		"	50.0		106	67-138				
trans-1,2-Dichloroethylene	51		"	50.0		102	73-123				
trans-1,3-Dichloropropylene	54		"	50.0		109	85-123				
Trichloroethylene	52		"	50.0		105	83-120				
Trichlorofluoromethane	48		"	50.0		97.0	62-138				
Vinyl Chloride	45		"	50.0		89.5	49-127				
Surrogate: 1,2-Dichloroethane-d4	*51.0*		*"*	*50.0*		*102*	*78-122*				
Surrogate: p-Bromofluorobenzene	*48.8*		*"*	*50.0*		*97.5*	*87-112*				
Surrogate: Toluene-d8	*49.8*		*"*	*50.0*		*99.6*	*91-110*				

Volatile Organic Compounds by GC/MS - Quality Control Data

York Analytical Laboratories, Inc.

Analyte	Result	Reporting Limit	Units	Spike Level	Source* Result	%REC	%REC Limits	Flag	RPD	RPD Limit	Flag
Batch BB40429 - EPA 5030B											
LCS Dup (BB40429-BSD1)								Prepared & Analyzed: 02/12/2014			
1,1,1,2-Tetrachloroethane	55		ug/L	50.0		109	90-116		0.697	30	
1,1,1-Trichloroethane	53		"	50.0		105	83-125		0.590	30	
1,1,2,2-Tetrachloroethane	55		"	50.0		110	84-122		1.73	30	
1,1,2-Trichloro-1,2,2-trifluoroethane (Freon 113)	53		"	50.0		106	66-141		1.22	30	
1,1,2-Trichloroethane	53		"	50.0		107	83-116		0.802	30	
1,1-Dichloroethane	52		"	50.0		103	82-121		0.944	30	
1,1-Dichloroethylene	49		"	50.0		98.2	59-135		0.204	30	
1,1-Dichloropropylene	52		"	50.0		104	81-112		1.22	30	
1,2,3-Trichlorobenzene	56		"	50.0		112	74-132		1.26	30	
1,2,3-Trichloropropane	54		"	50.0		109	83-118		3.04	30	
1,2,4-Trichlorobenzene	55		"	50.0		111	72-133		2.45	30	
1,2-Dibromo-3-chloropropane	56		"	50.0		112	69-134		3.12	30	
1,2-Dibromoethane	54		"	50.0		107	85-118		3.63	30	
1,2-Dichlorobenzene	40		"	50.0		80.9	87-116	Low Bias	28.2	30	
1,2-Dichloroethane	52		"	50.0		105	79-125		2.30	30	
1,2-Dichloropropane	53		"	50.0		106	82-119		0.396	30	
1,3-Dichlorobenzene	55		"	50.0		111	85-116		2.23	30	
1,3-Dichloropropane	53		"	50.0		105	86-114		3.99	30	
1,4-Dichlorobenzene	55		"	50.0		110	84-116		1.88	30	
2,2-Dichloropropane	51		"	50.0		103	56-138		0.951	30	
2-Chlorotoluene	55		"	50.0		110	82-117		1.88	30	
4-Chlorotoluene	55		"	50.0		110	84-118		2.33	30	
Bromobenzene	61		"	50.0		122	85-117	High Bias	16.3	30	
Bromochloromethane	52		"	50.0		104	80-120		1.37	30	
Bromodichloromethane	54		"	50.0		108	87-122		0.852	30	
Bromoform	55		"	50.0		110	83-127		4.15	30	
Bromomethane	46		"	50.0		92.4	36-135		1.93	30	
Carbon tetrachloride	53		"	50.0		105	82-128		0.592	30	
Chlorobenzene	54		"	50.0		107	90-111		0.261	30	
Chloroethane	47		"	50.0		93.9	60-132		2.11	30	
Chloroform	53		"	50.0		107	89-116		2.11	30	
Chloromethane	44		"	50.0		87.8	39-131		1.76	30	
cis-1,2-Dichloroethylene	52		"	50.0		104	90-112		2.23	30	
cis-1,3-Dichloropropylene	53		"	50.0		105	89-124		0.833	30	
Dibromochloromethane	55		"	50.0		110	82-132		1.07	30	
Dibromomethane	54		"	50.0		107	83-124		3.57	30	
Dichlorodifluoromethane	36		"	50.0		72.5	10-143		0.110	30	
Hexachlorobutadiene	54		"	50.0		108	83-129		2.68	30	
Methylene chloride	48		"	50.0		95.3	51-136		3.04	30	
Tetrachloroethylene	53		"	50.0		106	67-138		0.736	30	
trans-1,2-Dichloroethylene	50		"	50.0		101	73-123		0.908	30	
trans-1,3-Dichloropropylene	54		"	50.0		107	85-123		1.59	30	
Trichloroethylene	53		"	50.0		106	83-120		1.35	30	
Trichlorofluoromethane	49		"	50.0		97.4	62-138		0.370	30	
Vinyl Chloride	45		"	50.0		90.9	49-127		1.62	30	
Surrogate: 1,2-Dichloroethane-d4	*49.2*		*"*	*50.0*		*98.4*	*78-122*				
Surrogate: p-Bromofluorobenzene	*49.5*		*"*	*50.0*		*99.0*	*87-112*				
Surrogate: Toluene-d8	*50.2*		*"*	*50.0*		*100*	*91-110*				

Volatile Organic Compounds by GC/MS - Quality Control Data

York Analytical Laboratories, Inc.

Analyte	Result	Reporting Limit	Units	Spike Level	Source* Result	%REC	%REC Limits	Flag	RPD	RPD Limit	Flag
Batch BB40429 - EPA 5030B											
Matrix Spike (BB40429-MS1)	*Source sample: 14B0215-01 (EW-5)							Prepared: 02/12/2014 Analyzed: 02/13/2014			
1,1,1,2-Tetrachloroethane	56		ug/L	50.0	ND	113	92-113				
1,1,1-Trichloroethane	68		"	50.0	16	104	80-129				
1,1,2,2-Tetrachloroethane	57		"	50.0	ND	113	81-124				
1,1,2-Trichloro-1,2,2-trifluoroethane (Freon 113)	55		"	50.0	2.6	106	65-141				
1,1,2-Trichloroethane	55		"	50.0	ND	111	85-114				
1,1-Dichloroethane	51		"	50.0	ND	102	76-129				
1,1-Dichloroethylene	51		"	50.0	2.7	97.1	56-138				
1,1-Dichloropropylene	51		"	50.0	ND	103	78-115				
1,2,3-Trichlorobenzene	55		"	50.0	ND	109	60-134				
1,2,3-Trichloropropane	56		"	50.0	ND	112	84-115				
1,2,4-Trichlorobenzene	52		"	50.0	ND	104	54-134				
1,2-Dibromo-3-chloropropane	57		"	50.0	ND	114	72-125				
1,2-Dibromoethane	56		"	50.0	ND	111	89-114				
1,2-Dichlorobenzene	55		"	50.0	ND	110	80-117				
1,2-Dichloroethane	53		"	50.0	ND	106	76-132				
1,2-Dichloropropane	53		"	50.0	ND	107	84-120				
1,3-Dichlorobenzene	55		"	50.0	ND	109	72-121				
1,3-Dichloropropane	55		"	50.0	ND	110	86-114				
1,4-Dichlorobenzene	54		"	50.0	ND	108	71-120				
2,2-Dichloropropane	49		"	50.0	ND	98.2	40-138				
2-Chlorotoluene	55		"	50.0	ND	110	76-118				
4-Chlorotoluene	54		"	50.0	ND	108	73-123				
Bromobenzene	54		"	50.0	ND	107	80-117				
Bromochloromethane	53		"	50.0	ND	107	84-120				
Bromodichloromethane	55		"	50.0	ND	111	86-124				
Bromoform	58		"	50.0	ND	116	79-124				
Bromomethane	33		"	50.0	ND	65.6	25-132				
Carbon tetrachloride	72		"	50.0	20	104	79-131				
Chlorobenzene	55		"	50.0	ND	109	88-112				
Chloroethane	46		"	50.0	ND	91.1	66-128				
Chloroform	57		"	50.0	3.4	107	84-123				
Chloromethane	40		"	50.0	ND	79.5	46-117				
cis-1,2-Dichloroethylene	120		"	50.0	71	90.3	85-119				
cis-1,3-Dichloropropylene	53		"	50.0	ND	105	83-123				
Dibromochloromethane	57		"	50.0	ND	113	91-121				
Dibromomethane	56		"	50.0	ND	112	86-124				
Dichlorodifluoromethane	34		"	50.0	ND	67.9	10-139				
Hexachlorobutadiene	53		"	50.0	ND	106	71-134				
Methylene chloride	52		"	50.0	6.0	93.1	44-141				
Tetrachloroethylene	77		"	50.0	29	96.8	69-113				
trans-1,2-Dichloroethylene	51		"	50.0	ND	102	73-125				
trans-1,3-Dichloropropylene	52		"	50.0	ND	105	76-121				
Trichloroethylene	1400		"	50.0	1700	NR	81-122	Low Bias			
Trichlorofluoromethane	47		"	50.0	ND	94.5	63-137				
Vinyl Chloride	43		"	50.0	ND	85.6	54-119				
Surrogate: 1,2-Dichloroethane-d4	*49.2*		*"*	*50.0*		*98.3*	*78-122*				
Surrogate: p-Bromofluorobenzene	*49.3*		*"*	*50.0*		*98.6*	*87-112*				
Surrogate: Toluene-d8	*50.1*		*"*	*50.0*		*100*	*91-110*				

Volatile Organic Compounds by GC/MS - Quality Control Data

York Analytical Laboratories, Inc.

Batch BB40429 - EPA 5030B

Matrix Spike Dup (BB40429-MSD1) *Source sample: 14B0215-01 (EW-5) Prepared: 02/12/2014 Analyzed: 02/13/2014

Analyte	Result	Reporting Limit	Units	Spike Level	Source* Result	%REC	%REC Limits	Flag	RPD	RPD Limit	Flag
1,1,1,2-Tetrachloroethane	55		ug/L	50.0	ND	110	92-113		2.24	30	
1,1,1-Trichloroethane	67		"	50.0	16	102	80-129		1.84	30	
1,1,2,2-Tetrachloroethane	56		"	50.0	ND	111	81-124		1.80	30	
1,1,2-Trichloro-1,2,2-trifluoroethane (Freon 113)	55		"	50.0	2.6	105	65-141		0.199	30	
1,1,2-Trichloroethane	53		"	50.0	ND	106	85-114		4.12	30	
1,1-Dichloroethane	51		"	50.0	ND	102	76-129		0.862	30	
1,1-Dichloroethylene	49		"	50.0	2.7	92.4	56-138		4.71	30	
1,1-Dichloropropylene	50		"	50.0	ND	101	78-115		2.26	30	
1,2,3-Trichlorobenzene	57		"	50.0	ND	114	60-134		4.01	30	
1,2,3-Trichloropropane	55		"	50.0	ND	110	84-115		1.95	30	
1,2,4-Trichlorobenzene	55		"	50.0	ND	111	54-134		5.93	30	
1,2-Dibromo-3-chloropropane	57		"	50.0	ND	114	72-125		0.772	30	
1,2-Dibromoethane	53		"	50.0	ND	106	89-114		4.67	30	
1,2-Dichlorobenzene	55		"	50.0	ND	111	80-117		1.21	30	
1,2-Dichloroethane	51		"	50.0	ND	102	76-132		3.31	30	
1,2-Dichloropropane	53		"	50.0	ND	106	84-120		0.751	30	
1,3-Dichlorobenzene	55		"	50.0	ND	111	72-121		0.982	30	
1,3-Dichloropropane	53		"	50.0	ND	106	86-114		3.05	30	
1,4-Dichlorobenzene	55		"	50.0	ND	109	71-120		0.884	30	
2,2-Dichloropropane	46		"	50.0	ND	92.1	40-138		6.50	30	
2-Chlorotoluene	55		"	50.0	ND	109	76-118		0.311	30	
4-Chlorotoluene	54		"	50.0	ND	109	73-123		0.0922	30	
Bromobenzene	60		"	50.0	ND	119	80-117	High Bias	10.5	30	
Bromochloromethane	51		"	50.0	ND	103	84-120		3.59	30	
Bromodichloromethane	54		"	50.0	ND	108	86-124		2.03	30	
Bromoform	56		"	50.0	ND	112	79-124		3.68	30	
Bromomethane	34		"	50.0	ND	67.3	25-132		2.53	30	
Carbon tetrachloride	71		"	50.0	20	103	79-131		1.10	30	
Chlorobenzene	54		"	50.0	ND	108	88-112		1.27	30	
Chloroethane	45		"	50.0	ND	89.3	66-128		1.93	30	
Chloroform	56		"	50.0	3.4	105	84-123		1.75	30	
Chloromethane	39		"	50.0	ND	78.2	46-117		1.72	30	
cis-1,2-Dichloroethylene	120		"	50.0	71	90.8	85-119		0.224	30	
cis-1,3-Dichloropropylene	51		"	50.0	ND	102	83-123		3.44	30	
Dibromochloromethane	55		"	50.0	ND	111	91-121		2.46	30	
Dibromomethane	54		"	50.0	ND	108	86-124		3.07	30	
Dichlorodifluoromethane	31		"	50.0	ND	62.4	10-139		8.53	30	
Hexachlorobutadiene	56		"	50.0	ND	111	71-134		4.50	30	
Methylene chloride	52		"	50.0	6.0	91.7	44-141		1.32	30	
Tetrachloroethylene	78		"	50.0	29	98.2	69-113		0.901	30	
trans-1,2-Dichloroethylene	50		"	50.0	ND	99.3	73-125		2.23	30	
trans-1,3-Dichloropropylene	52		"	50.0	ND	103	76-121		1.73	30	
Trichloroethylene	1400		"	50.0	1700	NR	81-122	Low Bias	0.0628	30	
Trichlorofluoromethane	46		"	50.0	ND	91.9	63-137		2.75	30	
Vinyl Chloride	43		"	50.0	ND	85.3	54-119		0.351	30	
Surrogate: 1,2-Dichloroethane-d4	*49.8*		*"*	*50.0*		*99.5*	*78-122*				
Surrogate: p-Bromofluorobenzene	*49.7*		*"*	*50.0*		*99.4*	*87-112*				
Surrogate: Toluene-d8	*50.4*		*"*	*50.0*		*101*	*91-110*				

Volatile Organic Compounds by GC/MS - Quality Control Data

York Analytical Laboratories, Inc.

Analyte	Result	Reporting Limit	Units	Spike Level	Source* Result	%REC	%REC Limits	Flag	RPD	RPD Limit	Flag
Batch BB40503 - EPA 5030B											
Blank (BB40503-BLK1)								Prepared & Analyzed: 02/14/2014			
1,1,1,2-Tetrachloroethane	ND	5.0	ug/L								
1,1,1-Trichloroethane	ND	5.0	"								
1,1,2,2-Tetrachloroethane	ND	5.0	"								
1,1,2-Trichloro-1,2,2-trifluoroethane (Freon 113)	ND	5.0	"								
1,1,2-Trichloroethane	ND	5.0	"								
1,1-Dichloroethane	ND	5.0	"								
1,1-Dichloroethylene	ND	5.0	"								
1,1-Dichloropropylene	ND	5.0	"								
1,2,3-Trichlorobenzene	ND	10	"								
1,2,3-Trichloropropane	ND	5.0	"								
1,2,4-Trichlorobenzene	ND	10	"								
1,2-Dibromo-3-chloropropane	ND	10	"								
1,2-Dibromoethane	ND	5.0	"								
1,2-Dichlorobenzene	ND	5.0	"								
1,2-Dichloroethane	ND	5.0	"								
1,2-Dichloropropane	ND	5.0	"								
1,3-Dichlorobenzene	ND	5.0	"								
1,3-Dichloropropane	ND	5.0	"								
1,4-Dichlorobenzene	ND	5.0	"								
2,2-Dichloropropane	ND	5.0	"								
2-Chlorotoluene	ND	5.0	"								
4-Chlorotoluene	ND	5.0	"								
Bromobenzene	ND	5.0	"								
Bromochloromethane	ND	5.0	"								
Bromodichloromethane	ND	5.0	"								
Bromoform	ND	5.0	"								
Bromomethane	ND	5.0	"								
Carbon tetrachloride	ND	5.0	"								
Chlorobenzene	ND	5.0	"								
Chloroethane	ND	5.0	"								
Chloroform	ND	5.0	"								
Chloromethane	ND	5.0	"								
cis-1,2-Dichloroethylene	ND	5.0	"								
cis-1,3-Dichloropropylene	ND	5.0	"								
Dibromochloromethane	ND	5.0	"								
Dibromomethane	ND	5.0	"								
Dichlorodifluoromethane	ND	5.0	"								
Hexachlorobutadiene	ND	5.0	"								
Methylene chloride	3.0	10	"								
Tetrachloroethylene	ND	5.0	"								
trans-1,2-Dichloroethylene	ND	5.0	"								
trans-1,3-Dichloropropylene	ND	5.0	"								
Trichloroethylene	ND	5.0	"								
Trichlorofluoromethane	ND	5.0	"								
Vinyl Chloride	ND	5.0	"								
Surrogate: 1,2-Dichloroethane-d4	*49.5*		*"*	*50.0*		*99.0*	*78-122*				
Surrogate: p-Bromofluorobenzene	*50.1*		*"*	*50.0*		*100*	*87-112*				
Surrogate: Toluene-d8	*48.7*		*"*	*50.0*		*97.4*	*91-110*				

Volatile Organic Compounds by GC/MS - Quality Control Data

York Analytical Laboratories, Inc.

Analyte	Result	Reporting Limit	Units	Spike Level	Source* Result	%REC	%REC Limits	Flag	RPD	RPD Limit	Flag
Batch BB40503 - EPA 5030B											
LCS (BB40503-BS1)							Prepared & Analyzed: 02/14/2014				
1,1,1,2-Tetrachloroethane	50		ug/L	50.0		100	90-116				
1,1,1-Trichloroethane	47		"	50.0		94.6	83-125				
1,1,2,2-Tetrachloroethane	51		"	50.0		102	84-122				
1,1,2-Trichloro-1,2,2-trifluoroethane (Freon 113)	47		"	50.0		93.1	66-141				
1,1,2-Trichloroethane	50		"	50.0		101	83-116				
1,1-Dichloroethane	48		"	50.0		96.1	82-121				
1,1-Dichloroethylene	46		"	50.0		92.6	59-135				
1,1-Dichloropropylene	47		"	50.0		94.5	81-112				
1,2,3-Trichlorobenzene	57		"	50.0		114	74-132				
1,2,3-Trichloropropane	46		"	50.0		92.7	83-118				
1,2,4-Trichlorobenzene	56		"	50.0		112	72-133				
1,2-Dibromo-3-chloropropane	42		"	50.0		84.3	69-134				
1,2-Dibromoethane	51		"	50.0		103	85-118				
1,2-Dichlorobenzene	51		"	50.0		102	87-116				
1,2-Dichloroethane	47		"	50.0		93.4	79-125				
1,2-Dichloropropane	52		"	50.0		104	82-119				
1,3-Dichlorobenzene	49		"	50.0		98.0	85-116				
1,3-Dichloropropane	50		"	50.0		99.6	86-114				
1,4-Dichlorobenzene	51		"	50.0		102	84-116				
2,2-Dichloropropane	46		"	50.0		92.8	56-138				
2-Chlorotoluene	54		"	50.0		109	82-117				
4-Chlorotoluene	49		"	50.0		98.8	84-118				
Bromobenzene	49		"	50.0		98.3	85-117				
Bromochloromethane	49		"	50.0		97.7	80-120				
Bromodichloromethane	48		"	50.0		95.6	87-122				
Bromoform	50		"	50.0		99.3	83-127				
Bromomethane	51		"	50.0		101	36-135				
Carbon tetrachloride	45		"	50.0		89.7	82-128				
Chlorobenzene	52		"	50.0		103	90-111				
Chloroethane	52		"	50.0		103	60-132				
Chloroform	48		"	50.0		95.0	89-116				
Chloromethane	52		"	50.0		103	39-131				
cis-1,2-Dichloroethylene	48		"	50.0		96.5	90-112				
cis-1,3-Dichloropropylene	50		"	50.0		100	89-124				
Dibromochloromethane	50		"	50.0		99.7	82-132				
Dibromomethane	49		"	50.0		97.4	83-124				
Dichlorodifluoromethane	48		"	50.0		95.2	10-143				
Hexachlorobutadiene	47		"	50.0		94.0	83-129				
Methylene chloride	45		"	50.0		90.7	51-136				
Tetrachloroethylene	49		"	50.0		97.3	67-138				
trans-1,2-Dichloroethylene	49		"	50.0		97.5	73-123				
trans-1,3-Dichloropropylene	50		"	50.0		99.6	85-123				
Trichloroethylene	51		"	50.0		101	83-120				
Trichlorofluoromethane	45		"	50.0		89.2	62-138				
Vinyl Chloride	52		"	50.0		104	49-127				
Surrogate: 1,2-Dichloroethane-d4	*47.7*		*"*	*50.0*		*95.4*	*78-122*				
Surrogate: p-Bromofluorobenzene	*48.8*		*"*	*50.0*		*97.5*	*87-112*				
Surrogate: Toluene-d8	*49.2*		*"*	*50.0*		*98.4*	*91-110*				

Volatile Organic Compounds by GC/MS - Quality Control Data

York Analytical Laboratories, Inc.

Analyte	Result	Reporting Limit	Units	Spike Level	Source* Result	%REC	%REC Limits	Flag	RPD	RPD Limit	Flag
Batch BB40503 - EPA 5030B											
LCS Dup (BB40503-BSD1)							Prepared & Analyzed: 02/14/2014				
1,1,1,2-Tetrachloroethane	53		ug/L	50.0		106	90-116		5.71	30	
1,1,1-Trichloroethane	49		"	50.0		97.9	83-125		3.41	30	
1,1,2,2-Tetrachloroethane	52		"	50.0		104	84-122		2.52	30	
1,1,2-Trichloro-1,2,2-trifluoroethane (Freon 113)	50		"	50.0		99.9	66-141		7.05	30	
1,1,2-Trichloroethane	53		"	50.0		107	83-116		5.70	30	
1,1-Dichloroethane	52		"	50.0		104	82-121		8.11	30	
1,1-Dichloroethylene	48		"	50.0		96.0	59-135		3.63	30	
1,1-Dichloropropylene	51		"	50.0		103	81-112		8.12	30	
1,2,3-Trichlorobenzene	59		"	50.0		119	74-132		4.03	30	
1,2,3-Trichloropropane	51		"	50.0		102	83-118		9.65	30	
1,2,4-Trichlorobenzene	60		"	50.0		119	72-133		6.91	30	
1,2-Dibromo-3-chloropropane	45		"	50.0		90.4	69-134		6.98	30	
1,2-Dibromoethane	52		"	50.0		103	85-118		0.680	30	
1,2-Dichlorobenzene	50		"	50.0		100	87-116		1.86	30	
1,2-Dichloroethane	47		"	50.0		94.5	79-125		1.21	30	
1,2-Dichloropropane	54		"	50.0		109	82-119		4.69	30	
1,3-Dichlorobenzene	54		"	50.0		107	85-116		8.88	30	
1,3-Dichloropropane	52		"	50.0		104	86-114		3.97	30	
1,4-Dichlorobenzene	53		"	50.0		106	84-116		3.38	30	
2,2-Dichloropropane	48		"	50.0		96.4	56-138		3.81	30	
2-Chlorotoluene	53		"	50.0		106	82-117		3.00	30	
4-Chlorotoluene	52		"	50.0		104	84-118		5.47	30	
Bromobenzene	52		"	50.0		104	85-117		5.69	30	
Bromochloromethane	52		"	50.0		104	80-120		6.13	30	
Bromodichloromethane	50		"	50.0		100	87-122		4.72	30	
Bromoform	49		"	50.0		98.5	83-127		0.809	30	
Bromomethane	53		"	50.0		106	36-135		4.38	30	
Carbon tetrachloride	48		"	50.0		96.4	82-128		7.20	30	
Chlorobenzene	52		"	50.0		104	90-111		0.869	30	
Chloroethane	53		"	50.0		105	60-132		1.82	30	
Chloroform	51		"	50.0		102	89-116		7.06	30	
Chloromethane	55		"	50.0		110	39-131		6.77	30	
cis-1,2-Dichloroethylene	51		"	50.0		102	90-112		5.11	30	
cis-1,3-Dichloropropylene	53		"	50.0		107	89-124		6.57	30	
Dibromochloromethane	48		"	50.0		95.4	82-132		4.49	30	
Dibromomethane	51		"	50.0		102	83-124		4.67	30	
Dichlorodifluoromethane	50		"	50.0		101	10-143		5.76	30	
Hexachlorobutadiene	51		"	50.0		101	83-129		7.45	30	
Methylene chloride	48		"	50.0		95.1	51-136		4.73	30	
Tetrachloroethylene	51		"	50.0		103	67-138		5.63	30	
trans-1,2-Dichloroethylene	51		"	50.0		102	73-123		4.65	30	
trans-1,3-Dichloropropylene	49		"	50.0		98.0	85-123		1.70	30	
Trichloroethylene	51		"	50.0		103	83-120		1.51	30	
Trichlorofluoromethane	48		"	50.0		96.7	62-138		8.11	30	
Vinyl Chloride	55		"	50.0		109	49-127		5.13	30	
Surrogate: 1,2-Dichloroethane-d4	*47.5*		*"*	*50.0*		*95.0*	*78-122*				
Surrogate: p-Bromofluorobenzene	*49.5*		*"*	*50.0*		*98.9*	*87-112*				
Surrogate: Toluene-d8	*51.6*		*"*	*50.0*		*103*	*91-110*				

Volatile Organic Compounds by GC/MS - Quality Control Data

York Analytical Laboratories, Inc.

Analyte	Result	Reporting Limit	Units	Spike Level	Source* Result	%REC	%REC Limits	Flag	RPD	RPD Limit	Flag
Batch BB40560 - EPA 5030B											
Blank (BB40560-BLK1)								Prepared & Analyzed: 02/17/2014			
1,1,1,2-Tetrachloroethane	ND	5.0	ug/L								
1,1,1-Trichloroethane	ND	5.0	"								
1,1,2,2-Tetrachloroethane	ND	5.0	"								
1,1,2-Trichloro-1,2,2-trifluoroethane (Freon 113)	ND	5.0	"								
1,1,2-Trichloroethane	ND	5.0	"								
1,1-Dichloroethane	ND	5.0	"								
1,1-Dichloroethylene	ND	5.0	"								
1,1-Dichloropropylene	ND	5.0	"								
1,2,3-Trichlorobenzene	ND	10	"								
1,2,3-Trichloropropane	ND	5.0	"								
1,2,4-Trichlorobenzene	ND	10	"								
1,2-Dibromo-3-chloropropane	ND	10	"								
1,2-Dibromoethane	ND	5.0	"								
1,2-Dichlorobenzene	ND	5.0	"								
1,2-Dichloroethane	ND	5.0	"								
1,2-Dichloropropane	ND	5.0	"								
1,3-Dichlorobenzene	ND	5.0	"								
1,3-Dichloropropane	ND	5.0	"								
1,4-Dichlorobenzene	ND	5.0	"								
2,2-Dichloropropane	ND	5.0	"								
2-Chlorotoluene	ND	5.0	"								
4-Chlorotoluene	ND	5.0	"								
Bromobenzene	ND	5.0	"								
Bromochloromethane	ND	5.0	"								
Bromodichloromethane	ND	5.0	"								
Bromoform	ND	5.0	"								
Bromomethane	ND	5.0	"								
Carbon tetrachloride	ND	5.0	"								
Chlorobenzene	ND	5.0	"								
Chloroethane	ND	5.0	"								
Chloroform	ND	5.0	"								
Chloromethane	ND	5.0	"								
cis-1,2-Dichloroethylene	ND	5.0	"								
cis-1,3-Dichloropropylene	ND	5.0	"								
Dibromochloromethane	ND	5.0	"								
Dibromomethane	ND	5.0	"								
Dichlorodifluoromethane	ND	5.0	"								
Hexachlorobutadiene	ND	5.0	"								
Methylene chloride	ND	10	"								
Tetrachloroethylene	ND	5.0	"								
trans-1,2-Dichloroethylene	ND	5.0	"								
trans-1,3-Dichloropropylene	ND	5.0	"								
Trichloroethylene	ND	5.0	"								
Trichlorofluoromethane	ND	5.0	"								
Vinyl Chloride	ND	5.0	"								
Surrogate: 1,2-Dichloroethane-d4	*47.2*		*"*	*50.0*		*94.3*	*78-122*				
Surrogate: p-Bromofluorobenzene	*51.9*		*"*	*50.0*		*104*	*87-112*				
Surrogate: Toluene-d8	*48.3*		*"*	*50.0*		*96.7*	*91-110*				

Volatile Organic Compounds by GC/MS - Quality Control Data

York Analytical Laboratories, Inc.

Analyte	Result	Reporting Limit	Units	Spike Level	Source* Result	%REC	%REC Limits	Flag	RPD	RPD Limit	Flag
Batch BB40560 - EPA 5030B											
LCS (BB40560-BS1)							Prepared & Analyzed: 02/17/2014				
1,1,1,2-Tetrachloroethane	52		ug/L	50.0		104	90-116				
1,1,1-Trichloroethane	46		"	50.0		91.1	83-125				
1,1,2,2-Tetrachloroethane	51		"	50.0		102	84-122				
1,1,2-Trichloro-1,2,2-trifluoroethane (Freon 113)	48		"	50.0		95.3	66-141				
1,1,2-Trichloroethane	50		"	50.0		100	83-116				
1,1-Dichloroethane	48		"	50.0		95.9	82-121				
1,1-Dichloroethylene	45		"	50.0		89.3	59-135				
1,1-Dichloropropylene	49		"	50.0		97.9	81-112				
1,2,3-Trichlorobenzene	53		"	50.0		105	74-132				
1,2,3-Trichloropropane	50		"	50.0		100	83-118				
1,2,4-Trichlorobenzene	52		"	50.0		105	72-133				
1,2-Dibromo-3-chloropropane	41		"	50.0		82.0	69-134				
1,2-Dibromoethane	50		"	50.0		99.6	85-118				
1,2-Dichlorobenzene	50		"	50.0		99.4	87-116				
1,2-Dichloroethane	44		"	50.0		88.2	79-125				
1,2-Dichloropropane	52		"	50.0		103	82-119				
1,3-Dichlorobenzene	49		"	50.0		98.7	85-116				
1,3-Dichloropropane	51		"	50.0		103	86-114				
1,4-Dichlorobenzene	51		"	50.0		103	84-116				
2,2-Dichloropropane	47		"	50.0		94.8	56-138				
2-Chlorotoluene	51		"	50.0		102	82-117				
4-Chlorotoluene	49		"	50.0		97.8	84-118				
Bromobenzene	52		"	50.0		104	85-117				
Bromochloromethane	48		"	50.0		96.7	80-120				
Bromodichloromethane	49		"	50.0		98.3	87-122				
Bromoform	52		"	50.0		104	83-127				
Bromomethane	54		"	50.0		107	36-135				
Carbon tetrachloride	44		"	50.0		87.8	82-128				
Chlorobenzene	51		"	50.0		101	90-111				
Chloroethane	50		"	50.0		101	60-132				
Chloroform	48		"	50.0		95.6	89-116				
Chloromethane	51		"	50.0		103	39-131				
cis-1,2-Dichloroethylene	47		"	50.0		94.7	90-112				
cis-1,3-Dichloropropylene	51		"	50.0		103	89-124				
Dibromochloromethane	9.9		"	50.0		19.9	82-132	Low Bias			
Dibromomethane	49		"	50.0		97.8	83-124				
Dichlorodifluoromethane	47		"	50.0		94.6	10-143				
Hexachlorobutadiene	47		"	50.0		94.1	83-129				
Methylene chloride	41		"	50.0		81.7	51-136				
Tetrachloroethylene	48		"	50.0		96.4	67-138				
trans-1,2-Dichloroethylene	46		"	50.0		92.8	73-123				
trans-1,3-Dichloropropylene	49		"	50.0		97.1	85-123				
Trichloroethylene	50		"	50.0		99.7	83-120				
Trichlorofluoromethane	44		"	50.0		87.4	62-138				
Vinyl Chloride	52		"	50.0		105	49-127				
Surrogate: 1,2-Dichloroethane-d4	*44.5*		*"*	*50.0*		*89.1*	*78-122*				
Surrogate: p-Bromofluorobenzene	*50.5*		*"*	*50.0*		*101*	*87-112*				
Surrogate: Toluene-d8	*49.8*		*"*	*50.0*		*99.6*	*91-110*				

Volatile Organic Compounds by GC/MS - Quality Control Data

York Analytical Laboratories, Inc.

Analyte	Result	Reporting Limit	Units	Spike Level	Source* Result	%REC	%REC Limits	Flag	RPD	RPD Limit	Flag
Batch BB40560 - EPA 5030B											
LCS Dup (BB40560-BSD1)							Prepared & Analyzed: 02/17/2014				
1,1,1,2-Tetrachloroethane	51		ug/L	50.0		102	90-116		1.36	30	
1,1,1-Trichloroethane	45		"	50.0		90.9	83-125		0.242	30	
1,1,2,2-Tetrachloroethane	52		"	50.0		105	84-122		3.06	30	
1,1,2-Trichloro-1,2,2-trifluoroethane (Freon 113)	48		"	50.0		95.8	66-141		0.565	30	
1,1,2-Trichloroethane	50		"	50.0		101	83-116		0.319	30	
1,1-Dichloroethane	50		"	50.0		101	82-121		5.06	30	
1,1-Dichloroethylene	46		"	50.0		91.7	59-135		2.65	30	
1,1-Dichloropropylene	48		"	50.0		96.7	81-112		1.32	30	
1,2,3-Trichlorobenzene	54		"	50.0		108	74-132		2.29	30	
1,2,3-Trichloropropane	49		"	50.0		97.8	83-118		2.22	30	
1,2,4-Trichlorobenzene	56		"	50.0		112	72-133		6.56	30	
1,2-Dibromo-3-chloropropane	41		"	50.0		81.0	69-134		1.13	30	
1,2-Dibromoethane	49		"	50.0		98.8	85-118		0.726	30	
1,2-Dichlorobenzene	50		"	50.0		101	87-116		1.60	30	
1,2-Dichloroethane	46		"	50.0		92.4	79-125		4.63	30	
1,2-Dichloropropane	52		"	50.0		103	82-119		0.271	30	
1,3-Dichlorobenzene	49		"	50.0		98.6	85-116		0.0608	30	
1,3-Dichloropropane	50		"	50.0		100	86-114		2.72	30	
1,4-Dichlorobenzene	49		"	50.0		97.7	84-116		4.89	30	
2,2-Dichloropropane	48		"	50.0		96.0	56-138		1.22	30	
2-Chlorotoluene	51		"	50.0		102	82-117		0.628	30	
4-Chlorotoluene	50		"	50.0		101	84-118		3.08	30	
Bromobenzene	44		"	50.0		88.3	85-117		16.1	30	
Bromochloromethane	50		"	50.0		99.4	80-120		2.75	30	
Bromodichloromethane	49		"	50.0		98.0	87-122		0.285	30	
Bromoform	49		"	50.0		98.2	83-127		6.12	30	
Bromomethane	53		"	50.0		107	36-135		0.336	30	
Carbon tetrachloride	45		"	50.0		90.2	82-128		2.67	30	
Chlorobenzene	50		"	50.0		100	90-111		1.13	30	
Chloroethane	51		"	50.0		102	60-132		1.52	30	
Chloroform	48		"	50.0		95.6	89-116		0.0418	30	
Chloromethane	52		"	50.0		105	39-131		2.07	30	
cis-1,2-Dichloroethylene	50		"	50.0		99.4	90-112		4.78	30	
cis-1,3-Dichloropropylene	50		"	50.0		99.6	89-124		2.93	30	
Dibromochloromethane	36		"	50.0		72.5	82-132	Low Bias	114	30	Non-dir.
Dibromomethane	50		"	50.0		99.4	83-124		1.70	30	
Dichlorodifluoromethane	49		"	50.0		98.8	10-143		4.32	30	
Hexachlorobutadiene	45		"	50.0		91.0	83-129		3.44	30	
Methylene chloride	42		"	50.0		84.2	51-136		3.02	30	
Tetrachloroethylene	49		"	50.0		97.6	67-138		1.24	30	
trans-1,2-Dichloroethylene	49		"	50.0		98.1	73-123		5.51	30	
trans-1,3-Dichloropropylene	48		"	50.0		95.7	85-123		1.51	30	
Trichloroethylene	49		"	50.0		98.5	83-120		1.17	30	
Trichlorofluoromethane	46		"	50.0		91.8	62-138		5.00	30	
Vinyl Chloride	53		"	50.0		106	49-127		1.16	30	
Surrogate: 1,2-Dichloroethane-d4	*45.6*		*"*	*50.0*		*91.2*	*78-122*				
Surrogate: p-Bromofluorobenzene	*49.9*		*"*	*50.0*		*99.8*	*87-112*				
Surrogate: Toluene-d8	*48.4*		*"*	*50.0*		*96.9*	*91-110*				

Volatile Organic Compounds by GC/MS - Quality Control Data

York Analytical Laboratories, Inc.

Analyte	Result	Reporting Limit	Units	Spike Level	Source* Result	%REC	%REC Limits	Flag	RPD	RPD Limit	Flag
Batch BB40568 - EPA 5030B											
Blank (BB40568-BLK1)								Prepared & Analyzed: 02/14/2014			
1,1,1,2-Tetrachloroethane	ND	5.0	ug/L								
1,1,1-Trichloroethane	ND	5.0	"								
1,1,2,2-Tetrachloroethane	ND	5.0	"								
1,1,2-Trichloro-1,2,2-trifluoroethane (Freon 113)	ND	5.0	"								
1,1,2-Trichloroethane	ND	5.0	"								
1,1-Dichloroethane	ND	5.0	"								
1,1-Dichloroethylene	ND	5.0	"								
1,1-Dichloropropylene	ND	5.0	"								
1,2,3-Trichlorobenzene	ND	10	"								
1,2,3-Trichloropropane	ND	5.0	"								
1,2,4-Trichlorobenzene	ND	10	"								
1,2-Dibromo-3-chloropropane	ND	10	"								
1,2-Dibromoethane	ND	5.0	"								
1,2-Dichlorobenzene	ND	5.0	"								
1,2-Dichloroethane	ND	5.0	"								
1,2-Dichloropropane	ND	5.0	"								
1,3-Dichlorobenzene	ND	5.0	"								
1,3-Dichloropropane	ND	5.0	"								
1,4-Dichlorobenzene	ND	5.0	"								
2,2-Dichloropropane	ND	5.0	"								
2-Chlorotoluene	ND	5.0	"								
4-Chlorotoluene	ND	5.0	"								
Bromobenzene	ND	5.0	"								
Bromochloromethane	ND	5.0	"								
Bromodichloromethane	ND	5.0	"								
Bromoform	ND	5.0	"								
Bromomethane	ND	5.0	"								
Carbon tetrachloride	ND	5.0	"								
Chlorobenzene	ND	5.0	"								
Chloroethane	ND	5.0	"								
Chloroform	ND	5.0	"								
Chloromethane	ND	5.0	"								
cis-1,2-Dichloroethylene	ND	5.0	"								
cis-1,3-Dichloropropylene	ND	5.0	"								
Dibromochloromethane	ND	5.0	"								
Dibromomethane	ND	5.0	"								
Dichlorodifluoromethane	ND	5.0	"								
Hexachlorobutadiene	ND	5.0	"								
Methylene chloride	3.3	10	"								
Tetrachloroethylene	ND	5.0	"								
trans-1,2-Dichloroethylene	ND	5.0	"								
trans-1,3-Dichloropropylene	ND	5.0	"								
Trichloroethylene	1.6	5.0	"								
Trichlorofluoromethane	ND	5.0	"								
Vinyl Chloride	ND	5.0	"								
Surrogate: 1,2-Dichloroethane-d4	*51.6*		*"*	*50.0*		*103*	*78-122*				
Surrogate: p-Bromofluorobenzene	*49.6*		*"*	*50.0*		*99.2*	*87-112*				
Surrogate: Toluene-d8	*49.8*		*"*	*50.0*		*99.5*	*91-110*				

Volatile Organic Compounds by GC/MS - Quality Control Data

York Analytical Laboratories, Inc.

Analyte	Result	Reporting Limit	Units	Spike Level	Source* Result	%REC	%REC Limits	Flag	RPD	RPD Limit	Flag
Batch BB40568 - EPA 5030B											
LCS (BB40568-BS1)							Prepared & Analyzed: 02/14/2014				
1,1,1,2-Tetrachloroethane	52		ug/L	50.0		104	90-116				
1,1,1-Trichloroethane	51		"	50.0		102	83-125				
1,1,2,2-Tetrachloroethane	55		"	50.0		111	84-122				
1,1,2-Trichloro-1,2,2-trifluoroethane (Freon 113)	53		"	50.0		106	66-141				
1,1,2-Trichloroethane	52		"	50.0		103	83-116				
1,1-Dichloroethane	51		"	50.0		101	82-121				
1,1-Dichloroethylene	50		"	50.0		100	59-135				
1,1-Dichloropropylene	50		"	50.0		101	81-112				
1,2,3-Trichlorobenzene	55		"	50.0		109	74-132				
1,2,3-Trichloropropane	53		"	50.0		106	83-118				
1,2,4-Trichlorobenzene	54		"	50.0		108	72-133				
1,2-Dibromo-3-chloropropane	56		"	50.0		112	69-134				
1,2-Dibromoethane	52		"	50.0		104	85-118				
1,2-Dichlorobenzene	54		"	50.0		107	87-116				
1,2-Dichloroethane	51		"	50.0		102	79-125				
1,2-Dichloropropane	51		"	50.0		102	82-119				
1,3-Dichlorobenzene	53		"	50.0		107	85-116				
1,3-Dichloropropane	51		"	50.0		103	86-114				
1,4-Dichlorobenzene	53		"	50.0		106	84-116				
2,2-Dichloropropane	50		"	50.0		99.7	56-138				
2-Chlorotoluene	53		"	50.0		106	82-117				
4-Chlorotoluene	53		"	50.0		106	84-118				
Bromobenzene	52		"	50.0		104	85-117				
Bromochloromethane	51		"	50.0		102	80-120				
Bromodichloromethane	52		"	50.0		105	87-122				
Bromoform	55		"	50.0		110	83-127				
Bromomethane	27		"	50.0		54.2	36-135				
Carbon tetrachloride	51		"	50.0		103	82-128				
Chlorobenzene	52		"	50.0		104	90-111				
Chloroethane	48		"	50.0		96.0	60-132				
Chloroform	52		"	50.0		104	89-116				
Chloromethane	41		"	50.0		81.8	39-131				
cis-1,2-Dichloroethylene	51		"	50.0		102	90-112				
cis-1,3-Dichloropropylene	52		"	50.0		103	89-124				
Dibromochloromethane	53		"	50.0		106	82-132				
Dibromomethane	52		"	50.0		103	83-124				
Dichlorodifluoromethane	45		"	50.0		89.7	10-143				
Hexachlorobutadiene	52		"	50.0		104	83-129				
Methylene chloride	50		"	50.0		100	51-136				
Tetrachloroethylene	55		"	50.0		111	67-138				
trans-1,2-Dichloroethylene	50		"	50.0		101	73-123				
trans-1,3-Dichloropropylene	52		"	50.0		104	85-123				
Trichloroethylene	55		"	50.0		109	83-120				
Trichlorofluoromethane	49		"	50.0		98.3	62-138				
Vinyl Chloride	46		"	50.0		91.2	49-127				
Surrogate: 1,2-Dichloroethane-d4	*49.2*		*"*	*50.0*		*98.4*	*78-122*				
Surrogate: p-Bromofluorobenzene	*49.5*		*"*	*50.0*		*98.9*	*87-112*				
Surrogate: Toluene-d8	*50.0*		*"*	*50.0*		*100*	*91-110*				

Volatile Organic Compounds by GC/MS - Quality Control Data

York Analytical Laboratories, Inc.

Analyte	Result	Reporting Limit	Units	Spike Level	Source* Result	%REC	%REC Limits	Flag	RPD	RPD Limit	Flag
Batch BB40568 - EPA 5030B											
LCS Dup (BB40568-BSD1)							Prepared & Analyzed: 02/14/2014				
1,1,1,2-Tetrachloroethane	53		ug/L	50.0		106	90-116		1.98	30	
1,1,1-Trichloroethane	53		"	50.0		105	83-125		2.95	30	
1,1,2,2-Tetrachloroethane	52		"	50.0		103	84-122		6.82	30	
1,1,2-Trichloro-1,2,2-trifluoroethane (Freon 113)	55		"	50.0		109	66-141		3.26	30	
1,1,2-Trichloroethane	52		"	50.0		104	83-116		0.405	30	
1,1-Dichloroethane	53		"	50.0		106	82-121		4.43	30	
1,1-Dichloroethylene	52		"	50.0		103	59-135		2.69	30	
1,1-Dichloropropylene	51		"	50.0		103	81-112		1.90	30	
1,2,3-Trichlorobenzene	51		"	50.0		103	74-132		6.40	30	
1,2,3-Trichloropropane	51		"	50.0		102	83-118		4.42	30	
1,2,4-Trichlorobenzene	49		"	50.0		97.4	72-133		10.2	30	
1,2-Dibromo-3-chloropropane	53		"	50.0		107	69-134		4.73	30	
1,2-Dibromoethane	52		"	50.0		105	85-118		1.27	30	
1,2-Dichlorobenzene	51		"	50.0		102	87-116		4.54	30	
1,2-Dichloroethane	52		"	50.0		104	79-125		2.70	30	
1,2-Dichloropropane	52		"	50.0		104	82-119		2.10	30	
1,3-Dichlorobenzene	52		"	50.0		104	85-116		3.16	30	
1,3-Dichloropropane	52		"	50.0		103	86-114		0.737	30	
1,4-Dichlorobenzene	51		"	50.0		102	84-116		4.23	30	
2,2-Dichloropropane	51		"	50.0		103	56-138		3.22	30	
2-Chlorotoluene	52		"	50.0		105	82-117		1.48	30	
4-Chlorotoluene	51		"	50.0		102	84-118		3.93	30	
Bromobenzene	52		"	50.0		103	85-117		0.501	30	
Bromochloromethane	53		"	50.0		107	80-120		4.31	30	
Bromodichloromethane	53		"	50.0		106	87-122		1.05	30	
Bromoform	54		"	50.0		107	83-127		2.58	30	
Bromomethane	29		"	50.0		58.6	36-135		7.80	30	
Carbon tetrachloride	53		"	50.0		106	82-128		2.55	30	
Chlorobenzene	53		"	50.0		105	90-111		0.821	30	
Chloroethane	48		"	50.0		97.0	60-132		1.04	30	
Chloroform	53		"	50.0		106	89-116		1.79	30	
Chloromethane	42		"	50.0		83.1	39-131		1.55	30	
cis-1,2-Dichloroethylene	53		"	50.0		105	90-112		3.50	30	
cis-1,3-Dichloropropylene	52		"	50.0		104	89-124		0.445	30	
Dibromochloromethane	54		"	50.0		108	82-132		1.38	30	
Dibromomethane	52		"	50.0		104	83-124		0.542	30	
Dichlorodifluoromethane	46		"	50.0		91.4	10-143		1.92	30	
Hexachlorobutadiene	51		"	50.0		102	83-129		1.38	30	
Methylene chloride	51		"	50.0		102	51-136		1.72	30	
Tetrachloroethylene	55		"	50.0		110	67-138		0.796	30	
trans-1,2-Dichloroethylene	52		"	50.0		103	73-123		2.84	30	
trans-1,3-Dichloropropylene	52		"	50.0		105	85-123		1.36	30	
Trichloroethylene	53		"	50.0		107	83-120		2.43	30	
Trichlorofluoromethane	49		"	50.0		98.9	62-138		0.548	30	
Vinyl Chloride	47		"	50.0		93.7	49-127		2.70	30	
Surrogate: 1,2-Dichloroethane-d4	*49.1*		*"*	*50.0*		*98.2*	*78-122*				
Surrogate: p-Bromofluorobenzene	*49.4*		*"*	*50.0*		*98.8*	*87-112*				
Surrogate: Toluene-d8	*50.5*		*"*	*50.0*		*101*	*91-110*				

Volatile Organic Compounds by GC/MS - Quality Control Data

York Analytical Laboratories, Inc.

Analyte	Result	Reporting Limit	Units	Spike Level	Source* Result	%REC	%REC Limits	Flag	RPD	RPD Limit	Flag
Batch BB40569 - EPA 5030B											
Blank (BB40569-BLK1)							Prepared & Analyzed: 02/17/2014				
1,1,1,2-Tetrachloroethane	ND	5.0	ug/L								
1,1,1-Trichloroethane	ND	5.0	"								
1,1,2,2-Tetrachloroethane	ND	5.0	"								
1,1,2-Trichloro-1,2,2-trifluoroethane (Freon 113)	ND	5.0	"								
1,1,2-Trichloroethane	ND	5.0	"								
1,1-Dichloroethane	ND	5.0	"								
1,1-Dichloroethylene	ND	5.0	"								
1,1-Dichloropropylene	ND	5.0	"								
1,2,3-Trichlorobenzene	ND	10	"								
1,2,3-Trichloropropane	ND	5.0	"								
1,2,4-Trichlorobenzene	ND	10	"								
1,2-Dibromo-3-chloropropane	ND	10	"								
1,2-Dibromoethane	ND	5.0	"								
1,2-Dichlorobenzene	ND	5.0	"								
1,2-Dichloroethane	ND	5.0	"								
1,2-Dichloropropane	ND	5.0	"								
1,3-Dichlorobenzene	ND	5.0	"								
1,3-Dichloropropane	ND	5.0	"								
1,4-Dichlorobenzene	ND	5.0	"								
2,2-Dichloropropane	ND	5.0	"								
2-Chlorotoluene	ND	5.0	"								
4-Chlorotoluene	ND	5.0	"								
Bromobenzene	ND	5.0	"								
Bromochloromethane	ND	5.0	"								
Bromodichloromethane	ND	5.0	"								
Bromoform	ND	5.0	"								
Bromomethane	ND	5.0	"								
Carbon tetrachloride	ND	5.0	"								
Chlorobenzene	ND	5.0	"								
Chloroethane	ND	5.0	"								
Chloroform	ND	5.0	"								
Chloromethane	ND	5.0	"								
cis-1,2-Dichloroethylene	ND	5.0	"								
cis-1,3-Dichloropropylene	ND	5.0	"								
Dibromochloromethane	ND	5.0	"								
Dibromomethane	ND	5.0	"								
Dichlorodifluoromethane	ND	5.0	"								
Hexachlorobutadiene	ND	5.0	"								
Methylene chloride	ND	10	"								
Tetrachloroethylene	ND	5.0	"								
trans-1,2-Dichloroethylene	ND	5.0	"								
trans-1,3-Dichloropropylene	ND	5.0	"								
Trichloroethylene	ND	5.0	"								
Trichlorofluoromethane	ND	5.0	"								
Vinyl Chloride	ND	5.0	"								
Surrogate: 1,2-Dichloroethane-d4	*48.8*		*"*	*50.0*		*97.5*	*78-122*				
Surrogate: p-Bromofluorobenzene	*50.9*		*"*	*50.0*		*102*	*87-112*				
Surrogate: Toluene-d8	*50.0*		*"*	*50.0*		*99.9*	*91-110*				

Volatile Organic Compounds by GC/MS - Quality Control Data

York Analytical Laboratories, Inc.

Analyte	Result	Reporting Limit	Units	Spike Level	Source* Result	%REC	%REC Limits	Flag	RPD	RPD Limit	Flag
Batch BB40569 - EPA 5030B											
LCS (BB40569-BS1)							Prepared & Analyzed: 02/17/2014				
1,1,1,2-Tetrachloroethane	48		ug/L	50.0		96.2	90-116				
1,1,1-Trichloroethane	47		"	50.0		94.6	83-125				
1,1,2,2-Tetrachloroethane	48		"	50.0		96.5	84-122				
1,1,2-Trichloro-1,2,2-trifluoroethane (Freon 113)	50		"	50.0		100	66-141				
1,1,2-Trichloroethane	48		"	50.0		96.8	83-116				
1,1-Dichloroethane	47		"	50.0		94.7	82-121				
1,1-Dichloroethylene	44		"	50.0		87.9	59-135				
1,1-Dichloropropylene	46		"	50.0		91.9	81-112				
1,2,3-Trichlorobenzene	50		"	50.0		101	74-132				
1,2,3-Trichloropropane	47		"	50.0		94.3	83-118				
1,2,4-Trichlorobenzene	51		"	50.0		101	72-133				
1,2-Dibromo-3-chloropropane	49		"	50.0		97.5	69-134				
1,2-Dibromoethane	48		"	50.0		96.7	85-118				
1,2-Dichlorobenzene	48		"	50.0		96.4	87-116				
1,2-Dichloroethane	49		"	50.0		97.2	79-125				
1,2-Dichloropropane	47		"	50.0		94.3	82-119				
1,3-Dichlorobenzene	49		"	50.0		98.4	85-116				
1,3-Dichloropropane	48		"	50.0		95.5	86-114				
1,4-Dichlorobenzene	49		"	50.0		97.7	84-116				
2,2-Dichloropropane	49		"	50.0		97.4	56-138				
2-Chlorotoluene	48		"	50.0		96.0	82-117				
4-Chlorotoluene	48		"	50.0		95.7	84-118				
Bromobenzene	48		"	50.0		95.7	85-117				
Bromochloromethane	49		"	50.0		97.3	80-120				
Bromodichloromethane	48		"	50.0		96.3	87-122				
Bromoform	50		"	50.0		99.6	83-127				
Bromomethane	34		"	50.0		67.7	36-135				
Carbon tetrachloride	48		"	50.0		95.0	82-128				
Chlorobenzene	48		"	50.0		95.5	90-111				
Chloroethane	44		"	50.0		88.0	60-132				
Chloroform	49		"	50.0		98.6	89-116				
Chloromethane	42		"	50.0		83.5	39-131				
cis-1,2-Dichloroethylene	48		"	50.0		96.6	90-112				
cis-1,3-Dichloropropylene	48		"	50.0		96.3	89-124				
Dibromochloromethane	50		"	50.0		100	82-132				
Dibromomethane	48		"	50.0		95.2	83-124				
Dichlorodifluoromethane	41		"	50.0		82.6	10-143				
Hexachlorobutadiene	49		"	50.0		97.8	83-129				
Methylene chloride	45		"	50.0		89.9	51-136				
Tetrachloroethylene	46		"	50.0		91.4	67-138				
trans-1,2-Dichloroethylene	47		"	50.0		93.5	73-123				
trans-1,3-Dichloropropylene	49		"	50.0		98.0	85-123				
Trichloroethylene	47		"	50.0		93.4	83-120				
Trichlorofluoromethane	46		"	50.0		91.5	62-138				
Vinyl Chloride	43		"	50.0		86.5	49-127				
Surrogate: 1,2-Dichloroethane-d4	*48.2*		*"*	*50.0*		*96.3*	*78-122*				
Surrogate: p-Bromofluorobenzene	*49.6*		*"*	*50.0*		*99.2*	*87-112*				
Surrogate: Toluene-d8	*50.0*		*"*	*50.0*		*100*	*91-110*				

Volatile Organic Compounds by GC/MS - Quality Control Data

York Analytical Laboratories, Inc.

Analyte	Result	Reporting Limit	Units	Spike Level	Source* Result	%REC	%REC Limits	Flag	RPD	RPD Limit	Flag
Batch BB40569 - EPA 5030B											
LCS Dup (BB40569-BSD1)							Prepared & Analyzed: 02/17/2014				
1,1,1,2-Tetrachloroethane	52		ug/L	50.0		103	90-116		7.27	30	
1,1,1-Trichloroethane	51		"	50.0		102	83-125		7.55	30	
1,1,2,2-Tetrachloroethane	51		"	50.0		102	84-122		5.54	30	
1,1,2-Trichloro-1,2,2-trifluoroethane (Freon 113)	55		"	50.0		109	66-141		8.38	30	
1,1,2-Trichloroethane	51		"	50.0		103	83-116		5.78	30	
1,1-Dichloroethane	51		"	50.0		102	82-121		7.03	30	
1,1-Dichloroethylene	50		"	50.0		99.6	59-135		12.5	30	
1,1-Dichloropropylene	50		"	50.0		100	81-112		8.90	30	
1,2,3-Trichlorobenzene	50		"	50.0		99.5	74-132		1.04	30	
1,2,3-Trichloropropane	51		"	50.0		103	83-118		8.55	30	
1,2,4-Trichlorobenzene	51		"	50.0		102	72-133		1.18	30	
1,2-Dibromo-3-chloropropane	51		"	50.0		101	69-134		3.64	30	
1,2-Dibromoethane	51		"	50.0		102	85-118		5.69	30	
1,2-Dichlorobenzene	50		"	50.0		99.6	87-116		3.24	30	
1,2-Dichloroethane	51		"	50.0		101	79-125		4.19	30	
1,2-Dichloropropane	50		"	50.0		101	82-119		6.75	30	
1,3-Dichlorobenzene	51		"	50.0		102	85-116		3.65	30	
1,3-Dichloropropane	51		"	50.0		101	86-114		5.72	30	
1,4-Dichlorobenzene	51		"	50.0		102	84-116		4.15	30	
2,2-Dichloropropane	53		"	50.0		105	56-138		7.85	30	
2-Chlorotoluene	51		"	50.0		101	82-117		5.39	30	
4-Chlorotoluene	50		"	50.0		101	84-118		5.29	30	
Bromobenzene	56		"	50.0		112	85-117		15.6	30	
Bromochloromethane	52		"	50.0		104	80-120		6.33	30	
Bromodichloromethane	52		"	50.0		104	87-122		7.81	30	
Bromoform	52		"	50.0		104	83-127		4.65	30	
Bromomethane	37		"	50.0		73.8	36-135		8.68	30	
Carbon tetrachloride	52		"	50.0		105	82-128		9.58	30	
Chlorobenzene	52		"	50.0		104	90-111		8.13	30	
Chloroethane	50		"	50.0		101	60-132		13.7	30	
Chloroform	53		"	50.0		105	89-116		6.66	30	
Chloromethane	46		"	50.0		92.7	39-131		10.5	30	
cis-1,2-Dichloroethylene	53		"	50.0		105	90-112		8.53	30	
cis-1,3-Dichloropropylene	51		"	50.0		102	89-124		5.77	30	
Dibromochloromethane	53		"	50.0		106	82-132		5.23	30	
Dibromomethane	51		"	50.0		102	83-124		7.05	30	
Dichlorodifluoromethane	47		"	50.0		94.8	10-143		13.8	30	
Hexachlorobutadiene	48		"	50.0		95.8	83-129		1.98	30	
Methylene chloride	49		"	50.0		97.6	51-136		8.19	30	
Tetrachloroethylene	50		"	50.0		100	67-138		9.39	30	
trans-1,2-Dichloroethylene	51		"	50.0		102	73-123		8.95	30	
trans-1,3-Dichloropropylene	52		"	50.0		103	85-123		5.11	30	
Trichloroethylene	51		"	50.0		103	83-120		9.74	30	
Trichlorofluoromethane	51		"	50.0		101	62-138		10.2	30	
Vinyl Chloride	49		"	50.0		97.3	49-127		11.7	30	
Surrogate: 1,2-Dichloroethane-d4	*48.6*		*"*	*50.0*		*97.3*	*78-122*				
Surrogate: p-Bromofluorobenzene	*49.8*		*"*	*50.0*		*99.5*	*87-112*				
Surrogate: Toluene-d8	*50.0*		*"*	*50.0*		*100*	*91-110*				

Gas Chromatography/Flame Ionization Detector - Quality Control Data

York Analytical Laboratories, Inc.

Analyte	Result	Reporting Limit	Units	Spike Level	Source* Result	%REC	%REC Limits	Flag	RPD	RPD Limit	Flag
Batch BB40443 - Preparation for GC Analysis											
Blank (BB40443-BLK1)								Prepared & Analyzed: 02/13/2014			
Methane	ND	10	ug/L								
Ethane	ND	10	"								
Ethylene (Ethene)	ND	10	"								
Duplicate (BB40443-DUP1)	*Source sample: 14B0215-01 (EW-5)							Prepared & Analyzed: 02/13/2014			
Methane	100	10	ug/L		100				0.00	30	
Ethane	ND	10	"		ND					30	
Ethylene (Ethene)	ND	10	"		ND					30	

Volatile Analysis Sample Containers

Lab ID	Client Sample ID	Volatile Sample Container
14B0215-01	EW-5	40mL Clear Vial (pre-pres.) HCl; Cool to 4° C
14B0215-02	EW-6	40mL Clear Vial (pre-pres.) HCl; Cool to 4° C
14B0215-03	EW-7	40mL Clear Vial (pre-pres.) HCl; Cool to 4° C
14B0215-04	EW-8	40mL Clear Vial (pre-pres.) HCl; Cool to 4° C
14B0215-05	EW-9	40mL Clear Vial (pre-pres.) HCl; Cool to 4° C
14B0215-06	EW-10	40mL Clear Vial (pre-pres.) HCl; Cool to 4° C
14B0215-07	EW-11	40mL Clear Vial (pre-pres.) HCl; Cool to 4° C
14B0215-08	EW-12	40mL Clear Vial (pre-pres.) HCl; Cool to 4° C
14B0215-09	trip blank	40mL Clear Vial (pre-pres.) HCl; Cool to 4° C
14B0215-10	equipment blank	40mL Clear Vial (pre-pres.) HCl; Cool to 4° C
14B0215-11	duplicate	40mL Clear Vial (pre-pres.) HCl; Cool to 4° C

Notes and Definitions

QM-07	The spike recovery was outside acceptance limits for the MS and/or MSD. The batch was accepted based on acceptable LCS recovery.
QL-02	This LCS analyte is outside Laboratory Recovery limits due the analyte behavior using the referenced method. The reference method has certain limitations with respect to analytes of this nature.
J	Detected below the Reporting Limit but greater than or equal to the Method Detection Limit (MDL/LOD) or in the case of a TIC, the result is an estimated concentration.
B	Analyte is found in the associated analysis batch blank. For volatiles, methylene chloride and acetone are common lab contaminants. Data users should consider anything <10x the blank value as artifact.

ND	Analyte NOT DETECTED at the stated Reporting Limit (RL) or above.
RL	REPORTING LIMIT - the minimum reportable value based upon the lowest point in the analyte calibration curve.
MDL	METHOD DETECTION LIMIT - the minimum concentration that can be measured and reported with a 99% confidence that the concentration is greater than zero. If requested or required, a value reported below the RL and above the MDL is considered estimated and is noted with a "J" flag.
NR	Not reported
RPD	Relative Percent Difference
Wet	The data has been reported on an as-received (wet weight) basis
Low Bias	Low Bias flag indicates that the recovery of the flagged analyte is below the laboratory or regulatory lower control limit. The data user should take note that this analyte may be biased low but should evaluate multiple lines of evidence including the LCS and site-specific MS/MSD data to draw bias conclusions. In cases where no site-specific MS/MSD was requested, only the LCS data can be used to evaluate such bias.
High Bias	High Bias flag indicates that the recovery of the flagged analyte is above the laboratory or regulatory upper control limit. The data user should take note that this analyte may be biased high but should evaluate multiple lines of evidence including the LCS and site-specific MS/MSD data to draw bias conclusions. In cases where no site-specific MS/MSD was requested, only the LCS data can be used to evaluate such bias.
Non-Dir.	Non-dir. flag (Non-Directional Bias) indicates that the Relative Percent Difference (RPD) (a measure of precision) among the MS and MSD data is outside the laboratory or regulatory control limit. This alerts the data user where the MS and MSD are from site-specific samples that the RPD is high due to either non-homogeneous distribution of target analyte between the MS/MSD or indicates poor reproducibility for other reasons.

If EPA SW-846 method 8270 is included herein it is noted that the target compound N-nitrosodiphenylamine (NDPA) decomposes in the gas chromatographic inlet and cannot be separated from diphenylamine (DPA). These results could actually represent 100% DPA, 100% NDPA or some combination of the two.
For this reason, York reports the combined result for n-nitrosodiphenylamine and diphenylamine for either of these compounds as a combined concentration as Diphenylamine.

If Total PCBs are detected and the target aroclors reported are "Not detected", the Total PCB value is reported due to the presence of either or both Aroclors 1262 and 1268 which are non-target aroclors for some regulatory lists.

2-chloroethylvinyl ether readily breaks down under acidic conditions. Samples that are acid preserved, including standards will exhibit breakdown. The data user should take note.

Certification for pH is no longer offered by NYDOH ELAP.

Semi-Volatile and Volatile analyses are reported down to the MDL, with values between the MDL and the RL being "J" flagged as estimated results.

YORK
ANALYTICAL LABORATORIES, INC.
120 RESEARCH DR. STRATFORD, CT 06615
(203) 325-1371 FAX (203) 357-0166

Field Chain-of-Custody Record

NOTE: York's Std. Terms & Conditions are listed on the back side of this document.
This document serves as your written authorization to York to proceed with the analyses requested and your signature binds you to York's Std. Terms & Conditions unless superseded by written contract.

York Project No. 14B0215

YOUR Information	Report To:	Invoice To:	YOUR Project ID	Turn-Around Time	Report Type
Company: LBG, Inc.	Company:	Company:	SONY	RUSH - Same Day ☐	Summary Report
Address: 4 Research Drive ste 301; Shelton CT	Address: same	Address: same	Purchase Order No.	RUSH - Next Day ☐	Summary w/ QA Summary
Phone No. 203-929-8555	Phone No.	Phone No.		RUSH - Two Day ☐	CT RCP Package
Contact Person: Karen Destefanis	Attention:	Attention:		RUSH - Three Day ☐	CTRCP DQA/DUE Pkg
E-Mail Address: kdestefanis@lbgct.com	E-Mail Address:	E-Mail Address:	Samples from: CT___ NY ✓ NJ___	RUSH - Four Day ☐	NY ASP A Package
				Standard(5-7 Days) ☒	NY ASP B Package ✓
					NJDEP Red. Deliv.

Electronic Data Deliverables (EDD)
Simple Excel
NYSDEC EQuIS ✓
EQuIS (std)
EZ-EDD (EQuIS)
NJDEP SRP HazSite EDD
GIS/KEY (std)
Other
York Regulatory Comparison
Excel Spreadsheet
Compare to the following Regs. (please fill in):

Print Clearly and Legibly. All Information must be complete. Samples will NOT be logged in and the turn-around time clock will not begin until any questions by York are resolved.

Melanie Sheperd
Samples Collected/Authorized By (Signature)

Melanie Sheperd
Name (printed)

Matrix Codes
S - soil
Other - specify(oil, etc.)
WW - wastewater
GW - groundwater
DW - drinking water
Air-A - ambient air
Air-SV - soil vapor

Volatiles		Semi-Vols.	Pest/PCB/Herb	Metals	Misc. Org.	Full Lists	Misc.
8260 full	TICs	8270 or 625	8082PCB	RCRA8	TPH GRO	Pri.Poll.	Corrosivity
624	Site Spec.	STARS list	8081Pest	PP13 list	TPH DRO	TCL Organics	Reactivity
STARS list	Nassau Co.	BN Only	8151Herb	TAL	CT ETPH	TAL Met/CN	Ignitability
BTEX	Suffolk Co.	Acids Only	CT RCP	CT15 list	NY 310-13	Full TCLP	Flash Point
MTBE	Ketones	PAH list	App. IX	TAGM list	TPH 1664	Full App. IX	Sieve Anal.
TCL list	Oxygenates	TAGM list	Site Spec.	NJDEP list	Air TO14A	Part 360-Routine	Heterotrophs
TAGM list	TCLP list	CT RCP list	SPLP or TCLP	Total	Air TO15	Part 360-Baseline	TOX
CT RCP list	524.2	TCL list	TCLP Pest	Dissolved	Air STARS	Part 360-Expanded Not Dioxins/Furans	BTU/lb.
Arom. only	502.2	NJDEP list	TCLP Herb	SPLP or TCLP	Air VPH	Part 360-Expanded Full List	Aquatic Tox.
Halog.only	NJDEP list	App. IX	Chlordane	Indiv. Metals	Air TICs	NYCDEP Sewer	TOC
App.IX list	SPLP or TCLP	TCLP BNA	608 Pest	LIST Below	Methane	NYSDEC Sewer	Asbestos
8021B list		SPLP or TCLP	608 PCB		Helium	TAGM	Silica

Sample Identification	Date Sampled	Sample Matrix	Choose Analyses Needed from the Menu Above and Enter Below	Container Description(s)
EW-5 (MS/MSD)	2-7-14 @ 1132	GW	Halogenated VOCs; methane | ethane | ethene	(5) VOAs w/ HCl
EW-6	1435			(5) VOAs w/HCl
EW-7	@ 1515			
EW-8	@ 1314			
EW-9	@ 1227			
EW-10	@ 1422			
EW-11	1305			
EW-12	@ 1035			
trip blank	2-7-14		Halogenated VOCs	(2) VOAs w/ HCl
equipment blank	2-7-14		Halogenated VOCs	(3) VOAs w/ HCl

Comments

Preservation
Check those Applicable
4°C ✓ Frozen___ HCl ✓ MeOH___ HNO$_3$___ H$_2$SO$_4$___ NaOH___
ZnAc Ascorbic Acid Other

Special Instructions
Field Filtered ☐
Lab to Filter ☐

Samples Relinquished By	Date/Time	Samples Received By	Date/Time
Melanie Sheperd to LBG fridge	2-7-14 @ 1840	Grace	2-10-14 1620
Samples Relinquished By	Date/Time	Samples Received in LAB by	Date/Time

Temperature on Receipt 3.0 °C

YORK ANALYTICAL LABORATORIES
120 RESEARCH DR.
STRATFORD, CT 06615
(203) 325-1371
FAX (203) 357-0166

Field Chain-of-Custody Record

NOTE: York's Std. Terms & Conditions are listed on the back side of this document.
This document serves as your written authorization to York to proceed with the analyses requested and your signature binds you to York's Std. Terms & Conditions.

York Project No. 14B0215

YOUR Information	Report To:	Invoice To:	YOUR Project ID	Turn-Around Time	Report Type
Company: LBG, Inc	Company:	Company:	SONY	RUSH - Same Day ☐	Summary Report
Address: 4 Research Dr; Ste 301 Shelton CT	Address: Same	Address: Same	Purchase Order No.	RUSH - Next Day ☐	Summary w/ QA Summary
Phone No. 203-929-8555	Phone No.	Phone No.		RUSH - Two Day ☐	CT RCP Package
Contact Person: Karen Destefanis	Attention:	Attention:		RUSH - Three Day ☐	CTRCP DQA/DUE Pkg
E-Mail Address: kdestefanis@lbgct.com	E-Mail Address:	E-Mail Address:	Samples from: CT___ NY✓ NJ___	RUSH - Four Day ☐	NY ASP A Package
				Standard(5-7 Days) ☒	NY ASP B Package ✓
					NJDEP Red. Deliv.

Print Clearly and Legibly. All Information must be complete. Samples will NOT be logged in and the turn-around time clock will not begin until any questions by York are resolved.

Melanie Shepard
Samples Collected/Authorized By (Signature)

Melanie Shepard
Name (printed)

Matrix Codes
S - soil
Other - specify(oil, etc.)
WW - wastewater
GW - groundwater
DW - drinking water
Air-A - ambient air
Air-SV - soil vapor

Volatiles		Semi-Vols.	Pest/PCB/Herb	Metals	Misc. Org.	Full Lists	Misc.
8260 full	TICs	8270 or 625	8082PCB	RCRA8	TPH GRO	Pri.Poll.	Corrosivity
624	Site Spec.	STARS list	8081Pest	PP13 list	TPH DRO	TCL Organics	Reactivity
STARS list	Nassau Co.	BN Only	8151Herb	TAL	CT ETPH	TAL Met/CN	Ignitability
BTEX	Suffolk Co.	Acids Only	CT RCP	CT15 list	NY 310-13	Full TCLP	Flash Point
MTBE	Ketones	PAH list	App. IX	TAGM list	TPH 1664	Full App. IX	Sieve Anal.
TCL list	Oxygenates	TAGM list	Site Spec.	NJDEP list	Air TO14A	Part360-Routine	Heterotrophs
TAGM list	TCLP list	CT RCP list	SPLP or TCLP	Total	Air TO15	Part360-Baseline	TOX
CT RCP list	524.2	TCL list	TCLP Pest	Dissolved	Air STARS	Part360-Expanded No Dioxins/Furans	BTU/lb.
Arom. only	502.2	NJDEP list	TCLP Herb	SPLP or TCLP	Air VPH	Part360-Expanded Full List	Aquatic Tox.
Halog.only	NJDEP list	App. IX	Chlordane	Indiv. Metals	Air TICs	NYCDEP Sewer	TOC
App.IX list	SPLP or TCLP	TCLP BNA	608 Pest	LIST Below	Methane	NYSDEC Sewer	Asbestos
8021B list		SPLP or TCLP	608 PCB		Helium	TAGM	Silica

Simple Excel ___
NYSDEC EQuIS ✓
EQuIS (std) ___
EZ-EDD (EQuIS) ___
NJDEP SRP HazSite EDD ___
GIS/KEY (std) ___
Other ___
York Regulatory Comparison
Excel Spreadsheet ___
Compare to the following Regs. (please fill in):

Electronic Data Deliverables (EDD)

Sample Identification	Date/Time Sampled	Sample Matrix	Choose Analyses Needed from the Menu Above and Enter Below	Container Description(s)
duplicate	2-7-14 @ 1035	GW	Halogenated VOCs; methane/ethane/ethene	(5) VOAs w/ HCl

Comments

Preservation (Check those Applicable): 4°C ✓ Frozen ___ HCl ✓ MeOH ___ HNO_3 ___ H_2SO_4 ___ NaOH ___ ZnAc ___ Ascorbic Acid ___ Other ___

Special Instructions: Melanie Shepard to LBG Grace 2-7-14 @ 1840

Field Filtered ☐
Lab to Filter ☐

Samples Relinquished By	Date/Time	Samples Received By	Date/Time
Melanie Shepard	2-7-14 @ 1840	Grace	2-10-14 1620
Samples Relinquished By	Date/Time	Samples Received in LAB by	Date/Time

Temperature on Receipt: 3.0 °C

LEGGETTE, BRASHEARS & GRAHAM, INC.

PAGE 1 OF 1

SAMPLE DATE: 2/3/14

LOW-FLOW SAMPLING LOG

TOTAL # WELLS: 2

Client Name: Materials Research Corporation

Project Location: 542 Rt 303 Orangeburg, NY

Sampler(s): M. Shepard

Sample Pump: Geopump

Tubing Type: LDPE - 18 Tygon - 2

Monitoring Equipment: Horiba YSI

Well I.D. IL - MW - 9

Well Diameter (inches): 2

Total Depth (ft btoc):

Depth to Water (ft btoc): 10.12

Screen Setting (ft btoc): 7 to 17

Tubing Intake (ft btoc): ~14

Comments: Pump on at 949

Horiba full at 952

Well Condition: good; 1/2" bolts; flush; expansion in tact; removed waterra tubing

Time (hours)	Depth to Water (ft btoc)	Evacuation Rate (ml/min)	Water Quality Monitoring Parameters after sampling: pH	Conductivity (ms/cm)	Turbidity (NTU)	Dissolved oxygen (mg/l)	Temperature (°C)	ORP (mv)
9:54	10.25	100	6.73	3.09	20.9	6.01	9.62	183
9:57			6.66	3.03	4.7	4.72	10.39	187
10:00	10.30	100	6.65	3.04	0.0	4.22	10.70	188
10:03			6.65	3.03	0.0	4.07	10.91	189
10:06	10.34	100	6.64	3.03	0.0	3.70	11.05	189
10:09	10.36	100	6.64	3.03	0.0	3.51	11.15	189
10:12	10.36	100	6.61	2.99	0.0	3.45	11.16	185
10:15	10.38	100	6.61	3.00	0.0	3.49	11.18	185

Stabilization of Parameters (stabilization achieved for three consecutive measurements)

Time FROM	Time TO	Depth to Water (ft btoc)	Evacuation Rate (ml/min)	pH	Conductivity (ms/cm)	Turbidity (NTU)	Dissolved oxygen (mg/l)	Temperature (°C)	ORP (mv)
1009	1012	0.0	100	0.03	1.3%	0.0%	1.7%	0.1%	4
1012	1015	0.02	↓	0.0	0.3%	↓	1.1%	0.2%	0
1009	1015	0.0	↓	0.03	1.0%	↓	0.6%	0.3%	4
Recommended Stabilization		+/- 0.3	100-500	+/- 0.1	+/- 3%	+/- 10%	+/- 10%	+/- 3%	+/- 10
Stabilization: (Yes/No)		Yes	Yes	Yes	Yes	Yes	Yes	Yes	Yes

Sample Time: 1020

Reviewed by:

ft btoc	feet below top of casing	NTU	Nephelometric Turbidity Units	°C	degrees Celsius
ml/min	milliliters per minute	mg/l	milligrams per liter	mv	millivolts
µs/cm	microseimons per centimeter				

filled (5) VOAs w/ HCl for LBG

(2) HCl, (2) As is for DW

LEGGETTE, BRASHEARS & GRAHAM, INC.

PAGE 1 OF 1

SAMPLE DATE: 2/8/14

LOW-FLOW SAMPLING LOG

TOTAL # WELLS: 2

Client Name: Materials Research Corporation

Project Location: 542 Rt 303 Orangeburg, NY

Sampler(s):

Sample Pump: Geopump

Tubing Type: LDPE - 20 Tygon - 2

Monitoring Equipment: Horiba YSI

Well I.D. IL-MW-8

Well Diameter (inches): 2

Total Depth (ft btoc):

Depth to Water (ft btoc): 13.95

Screen Setting (ft btoc): 11 to 21

Tubing Intake (ft btoc): ~16

Comments: Pump on at 1059

Horiba full at

Well Condition: good; 1/2" bolts; flush mt. well; expansion in tact; removed water ~~tubing~~ after sampling

Time (hours)	Depth to Water (ft btoc)	Evacuation Rate (ml/min)	Water Quality Monitoring Parameters: pH	Conductivity (ms/cm)	Turbidity (NTU)	Dissolved oxygen (mg/l)	Temperature (°C)	ORP (mv)
11:02	14.10	100	7.14	1.90	0.0	2.66	10.70	153
11:05	14.12	100	7.14	1.88	0.0	2.65 ~~1.20~~	10.75	155
11:08	14.12	100	7.13	1.86	0.0	2.47	10.71	156
11:11	14.12	100	7.13	1.84	0.0	2.40	10.69	157
11:14	14.12	100	7.13	1.84	0.0	2.42	10.55	158
11:17	14.12	100	7.13	1.83	0.0	2.40	10.51	159
11:20	14.12	100	7.13	1.84	0.0	2.41	10.50	159

Stabilization of Parameters (stabilization achieved for three consecutive measurements)

Time FROM	Time TO	Depth to Water (ft btoc)	Evacuation Rate (ml/min)	pH	Conductivity (ms/cm)	Turbidity (NTU)	Dissolved oxygen (mg/l)	Temperature (°C)	ORP (mv)
1114	1117	0.0	100	0.0	0.5%	0.0%	0.8%	0.4%	1
1117	1120	↓	↓	↓	0.5%	↓	0.4%	0.1%	0
1114	1120	↓	↓	↓	0.0%	↓	0.4%	0.5%	1
Recommended Stabilization		+/- 0.3	100-500	+/- 0.1	+/- 3%	+/- 10%	+/- 10%	+/- 3%	+/- 10
Stabilization: (Yes/No)		Yes	Yes	Yes	Yes	Yes	Yes	Yes	Yes

Sample Time: 1125

Reviewed by:

ft btoc — feet below top of casing
ml/min — milliliters per minute
µs/cm — microseimons per centimeter
NTU — Nephelometric Turbidity Units
mg/l — milligrams per liter
°C — degrees Celsius
mv — millivolts

EMSL ANALYTICAL, INC.
LABORATORY • PRODUCTS • TRAINING

Environmental Chemistry Chain of Custody

EMSL Order Number (*Lab Use Only*):

EMSL ANALYTICAL, INC.
200 ROUTE 130 NORTH
CINNAMINSON, NJ 08077
PHONE: (800) 220-3675
FAX: (856) 786-5974

Report To Contact Name: DONALD J. Wanamaker	Bill To Company: ENVIRONMENTAL MANAGEMENT, Ltd.
Company Name: ENVIRONMENTAL MANAGEMENT, Ltd.	Attention To: DONALD J. Wanamaker
Street: 56 W. GATE Rd.	Street: 56 W. GATE ROAD
City: SUFFERN State/Province: NY Zip/Postal Code: 10901	City: SUFFERN State/Province: NY Zip/Postal Code: 10901
Phone: 888-436-5932 Fax: 845-208-0451	Phone: 888-436-5932 Fax: 845-208-0451
Project Name: IL, ORANGEBURG NY [MW8 and MW9]	Email Results To: dwanamaker@envl wen.com
Number of Samples in Shipment: 3 Date of Shipment:	Purchase Order: U.S. State where Samples Collected: NY
Standard Turnaround Time: ☐ 2 Weeks	Sampled By (Signature):

The following TAT's are subject to lab approval: ☐ 1 Week ☐ 4 Days ☐ 3 Days ☐ 2 Days ☐ 1 Day

Failure to complete will hinder processing of samples

	Client Sample ID	Comp	Grab	Date/Time	Matrix (W=Water S=Soil A=Air SL=Sludge O= Other)	Preservative (1=HCL 2=HNO3 3=H2SO4 4=ICE 5=Other)		List Test(s) Needed: VOA GC/MS 624/8260B + 15						Comments
*1	IL-MW-8		✓		W	4		✓						
	IL-MW-8		✓		W	4+HCL		✓						
*2	IL-MW-9		✓		W	4		✓						
	IL-MW-9		✓		W	4 + HCL		✓						
*3	TRIP BLANK				W	4		✓						
	TRIP BLANK				W	4+HCL		✓						

Released By (Signature)	Date & Time	Received By	Date & Time

Please indicate reporting requirements: ☐ Results Only ☒ Results and QC ☐ Reduced Deliverables ☐ Disk Deliverable ☐ Other ✓

Instructions or Comments:
3 ANALYSES - DUPLICATE VOAs for each in case of ☒; All Laboratory results reported in the NYSDEC - EQUIS ELECTRONIC DATA DELIVERABLE (EDD) format

Technical Report

prepared for:

Leggette Brashears & Graham Shelton Office
4 Research Drive, Suite 301
Shelton CT, 06484
Attention: Karen Destefanis

Report Date: 02/17/2014
Client Project ID: Water Samples
York Project (SDG) No.: 14B0217

Report Date: 02/17/2014
Client Project ID: Water Samples
York Project (SDG) No.: 14B0217

Leggette Brashears & Graham Shelton Office
4 Research Drive, Suite 301
Shelton CT, 06484
Attention: Karen Destefanis

Purpose and Results

This report contains the analytical data for the sample(s) identified on the attached chain-of-custody received in our laboratory on February 10, 2014 and listed below. The project was identified as your project: **Water Samples**.

The analyses were conducted utilizing appropriate EPA, Standard Methods, and ASTM methods as detailed in the data summary tables.

All samples were received in proper condition meeting the customary acceptance requirements for environmental samples except those indicated under the Notes section of this report.

All analyses met the method and laboratory standard operating procedure requirements except as indicated by any data flags, the meaning of which are explained in the attachment to this report, and case narrative if applicable.

The results of the analyses, which are all reported on dry weight basis (soils) unless otherwise noted, are detailed in the following pages.

Please contact Client Services at 203.325.1371 with any questions regarding this report.

York Sample ID	Client Sample ID	Matrix	Date Collected	Date Received
14B0217-01	IL-MW-8	Water	02/07/2014	02/10/2014
14B0217-02	IL-MW-9	Water	02/07/2014	02/10/2014

General Notes for York Project (SDG) No.: 14B0217

1. The RLs and MDLs (Reporting Limit and Method Detection Limit respectively) reported are adjusted for any dilution necessary due to the levels of target and/or non-target analytes and matrix interference. The RL(REPORTING LIMIT) is based upon the lowest standard utilized for the calibration where applicable.
2. Samples are retained for a period of thirty days after submittal of report, unless other arrangements are made.
3. York's liability for the above data is limited to the dollar value paid to York for the referenced project.
4. This report shall not be reproduced without the written approval of York Analytical Laboratories, Inc.
5. All samples were received in proper condition for analysis with proper documentation, unless otherwise noted.
6. All analyses conducted met method or Laboratory SOP requirements. See the Qualifiers and/or Narrative sections for further information.
7. It is noted that no analyses reported herein were subcontracted to another laboratory, unless noted in the report.
8. This report reflects results that relate only to the samples submitted on the attached chain-of-custody form(s) received by York.

Approved By: **Date:** 02/17/2014

Benjamin Gulizia
Laboratory Director

Sample Information

Client Sample ID: **IL-MW-8** **York Sample ID:** **14B0217-01**

York Project (SDG) No.	Client Project ID	Matrix	Collection Date/Time	Date Received
14B0217	Water Samples	Water	February 7, 2014 11:25 am	02/10/2014

Volatile Organics, 8260 Halogenated List

Log-in Notes: **Sample Notes:**

Sample Prepared by Method: EPA 5030B

CAS No.	Parameter	Result	Flag	Units	MDL	RL	Dilution	Reference Method	Date/Time Prepared	Date/Time Analyzed	Analyst
630-20-6	1,1,1,2-Tetrachloroethane	ND		ug/L	1.6	25	5	EPA 8260C	02/14/2014 08:45	02/14/2014 17:56	SS
71-55-6	1,1,1-Trichloroethane	ND		ug/L	1.1	25	5	EPA 8260C	02/14/2014 08:45	02/14/2014 17:56	SS
79-34-5	1,1,2,2-Tetrachloroethane	ND		ug/L	2.9	25	5	EPA 8260C	02/14/2014 08:45	02/14/2014 17:56	SS
76-13-1	,1,2-Trichloro-1,2,2-trifluoroethane (Freon 113	ND		ug/L	1.7	25	5	EPA 8260C	02/14/2014 08:45	02/14/2014 17:56	SS
79-00-5	1,1,2-Trichloroethane	ND		ug/L	6.4	25	5	EPA 8260C	02/14/2014 08:45	02/14/2014 17:56	SS
75-34-3	1,1-Dichloroethane	ND		ug/L	2.1	25	5	EPA 8260C	02/14/2014 08:45	02/14/2014 17:56	SS
75-35-4	1,1-Dichloroethylene	**7.0**	J	ug/L	2.6	25	5	EPA 8260C	02/14/2014 08:45	02/14/2014 17:56	SS
563-58-6	1,1-Dichloropropylene	ND		ug/L	1.3	25	5	EPA 8260C	02/14/2014 08:45	02/14/2014 17:56	SS
87-61-6	1,2,3-Trichlorobenzene	ND		ug/L	4.9	50	5	EPA 8260C	02/14/2014 08:45	02/14/2014 17:56	SS
96-18-4	1,2,3-Trichloropropane	ND		ug/L	3.7	25	5	EPA 8260C	02/14/2014 08:45	02/14/2014 17:56	SS
120-82-1	1,2,4-Trichlorobenzene	ND		ug/L	4.6	50	5	EPA 8260C	02/14/2014 08:45	02/14/2014 17:56	SS
96-12-8	1,2-Dibromo-3-chloropropane	ND		ug/L	4.9	50	5	EPA 8260C	02/14/2014 08:45	02/14/2014 17:56	SS
106-93-4	1,2-Dibromoethane	ND		ug/L	2.2	25	5	EPA 8260C	02/14/2014 08:45	02/14/2014 17:56	SS
95-50-1	1,2-Dichlorobenzene	ND		ug/L	2.0	25	5	EPA 8260C	02/14/2014 08:45	02/14/2014 17:56	SS
107-06-2	1,2-Dichloroethane	ND		ug/L	1.8	25	5	EPA 8260C	02/14/2014 08:45	02/14/2014 17:56	SS
78-87-5	1,2-Dichloropropane	ND		ug/L	1.1	25	5	EPA 8260C	02/14/2014 08:45	02/14/2014 17:56	SS
541-73-1	1,3-Dichlorobenzene	ND		ug/L	2.4	25	5	EPA 8260C	02/14/2014 08:45	02/14/2014 17:56	SS
142-28-9	1,3-Dichloropropane	ND		ug/L	2.8	25	5	EPA 8260C	02/14/2014 08:45	02/14/2014 17:56	SS
106-46-7	1,4-Dichlorobenzene	ND		ug/L	3.1	25	5	EPA 8260C	02/14/2014 08:45	02/14/2014 17:56	SS
594-20-7	2,2-Dichloropropane	ND		ug/L	2.1	25	5	EPA 8260C	02/14/2014 08:45	02/14/2014 17:56	SS
95-49-8	2-Chlorotoluene	ND		ug/L	2.2	25	5	EPA 8260C	02/14/2014 08:45	02/14/2014 17:56	SS
106-43-4	4-Chlorotoluene	ND		ug/L	1.5	25	5	EPA 8260C	02/14/2014 08:45	02/14/2014 17:56	SS
108-86-1	Bromobenzene	ND		ug/L	5.1	25	5	EPA 8260C	02/14/2014 08:45	02/14/2014 17:56	SS
74-97-5	Bromochloromethane	ND		ug/L	2.7	25	5	EPA 8260C	02/14/2014 08:45	02/14/2014 17:56	SS
75-27-4	Bromodichloromethane	ND		ug/L	2.0	25	5	EPA 8260C	02/14/2014 08:45	02/14/2014 17:56	SS
75-25-2	Bromoform	ND		ug/L	2.9	25	5	EPA 8260C	02/14/2014 08:45	02/14/2014 17:56	SS
74-83-9	Bromomethane	ND		ug/L	9.8	25	5	EPA 8260C	02/14/2014 08:45	02/14/2014 17:56	SS
56-23-5	Carbon tetrachloride	**5.4**	J	ug/L	2.8	25	5	EPA 8260C	02/14/2014 08:45	02/14/2014 17:56	SS
108-90-7	Chlorobenzene	ND		ug/L	1.9	25	5	EPA 8260C	02/14/2014 08:45	02/14/2014 17:56	SS
75-00-3	Chloroethane	ND		ug/L	14	25	5	EPA 8260C	02/14/2014 08:45	02/14/2014 17:56	SS

Sample Information

Client Sample ID: **IL-MW-8** **York Sample ID:** **14B0217-01**

York Project (SDG) No.	Client Project ID	Matrix	Collection Date/Time	Date Received
14B0217	Water Samples	Water	February 7, 2014 11:25 am	02/10/2014

Volatile Organics, 8260 Halogenated List

Log-in Notes: **Sample Notes:**

Sample Prepared by Method: EPA 5030B

CAS No.	Parameter	Result	Flag	Units	MDL	RL	Dilution	Reference Method	Date/Time Prepared	Date/Time Analyzed	Analyst
67-66-3	Chloroform	ND		ug/L	2.1	25	5	EPA 8260C	02/14/2014 08:45	02/14/2014 17:56	SS
74-87-3	Chloromethane	ND		ug/L	2.1	25	5	EPA 8260C	02/14/2014 08:45	02/14/2014 17:56	SS
156-59-2	cis-1,2-Dichloroethylene	**21**	J	ug/L	2.2	25	5	EPA 8260C	02/14/2014 08:45	02/14/2014 17:56	SS
10061-01-5	cis-1,3-Dichloropropylene	ND		ug/L	2.0	25	5	EPA 8260C	02/14/2014 08:45	02/14/2014 17:56	SS
124-48-1	Dibromochloromethane	ND		ug/L	2.0	25	5	EPA 8260C	02/14/2014 08:45	02/14/2014 17:56	SS
74-95-3	Dibromomethane	ND		ug/L	2.9	25	5	EPA 8260C	02/14/2014 08:45	02/14/2014 17:56	SS
75-71-8	Dichlorodifluoromethane	ND		ug/L	1.8	25	5	EPA 8260C	02/14/2014 08:45	02/14/2014 17:56	SS
87-68-3	Hexachlorobutadiene	ND		ug/L	3.4	25	5	EPA 8260C	02/14/2014 08:45	02/14/2014 17:56	SS
75-09-2	Methylene chloride	ND		ug/L	12	50	5	EPA 8260C	02/14/2014 08:45	02/14/2014 17:56	SS
127-18-4	Tetrachloroethylene	ND		ug/L	2.0	25	5	EPA 8260C	02/14/2014 08:45	02/14/2014 17:56	SS
156-60-5	trans-1,2-Dichloroethylene	ND		ug/L	2.6	25	5	EPA 8260C	02/14/2014 08:45	02/14/2014 17:56	SS
10061-02-6	trans-1,3-Dichloropropylene	ND		ug/L	3.4	25	5	EPA 8260C	02/14/2014 08:45	02/14/2014 17:56	SS
79-01-6	Trichloroethylene	**320**		ug/L	0.82	25	5	EPA 8260C	02/14/2014 08:45	02/14/2014 17:56	SS
75-69-4	Trichlorofluoromethane	ND		ug/L	2.7	25	5	EPA 8260C	02/14/2014 08:45	02/14/2014 17:56	SS
75-01-4	Vinyl Chloride	ND		ug/L	3.4	25	5	EPA 8260C	02/14/2014 08:45	02/14/2014 17:56	SS

	Surrogate Recoveries	Result	Acceptance Range
17060-07-0	*Surrogate: 1,2-Dichloroethane-d4*	*93.6 %*	*78-122*
460-00-4	*Surrogate: p-Bromofluorobenzene*	*92.6 %*	*87-112*
2037-26-5	*Surrogate: Toluene-d8*	*99.0 %*	*91-110*

Methane

Log-in Notes: **Sample Notes:**

Sample Prepared by Method: Preparation for GC Analysis

CAS No.	Parameter	Result	Flag	Units	MDL	RL	Dilution	Reference Method	Date/Time Prepared	Date/Time Analyzed	Analyst
74-82-8	Methane	ND		ug/L	10	10	1	GC/Headspace	02/13/2014 08:29	02/13/2014 08:31	JW

Sample Information

Client Sample ID: **IL-MW-9** **York Sample ID:** **14B0217-02**

York Project (SDG) No.	Client Project ID	Matrix	Collection Date/Time	Date Received
14B0217	Water Samples	Water	February 7, 2014 10:20 am	02/10/2014

Volatile Organics, 8260 Halogenated List

Log-in Notes: **Sample Notes:**

Sample Information

Client Sample ID: **IL-MW-9** **York Sample ID:** **14B0217-02**

York Project (SDG) No.	Client Project ID	Matrix	Collection Date/Time	Date Received
14B0217	Water Samples	Water	February 7, 2014 10:20 am	02/10/2014

Sample Prepared by Method: EPA 5030B

CAS No.	Parameter	Result	Flag	Units	MDL	RL	Dilution	Reference Method	Date/Time Prepared	Date/Time Analyzed	Analyst
630-20-6	1,1,1,2-Tetrachloroethane	ND		ug/L	0.32	5.0	1	EPA 8260C	02/14/2014 08:45	02/14/2014 18:30	SS
71-55-6	1,1,1-Trichloroethane	ND		ug/L	0.23	5.0	1	EPA 8260C	02/14/2014 08:45	02/14/2014 18:30	SS
79-34-5	1,1,2,2-Tetrachloroethane	ND		ug/L	0.59	5.0	1	EPA 8260C	02/14/2014 08:45	02/14/2014 18:30	SS
76-13-1	,1,2-Trichloro-1,2,2-trifluoroethane (Freon 113	ND		ug/L	0.34	5.0	1	EPA 8260C	02/14/2014 08:45	02/14/2014 18:30	SS
79-00-5	1,1,2-Trichloroethane	ND		ug/L	1.3	5.0	1	EPA 8260C	02/14/2014 08:45	02/14/2014 18:30	SS
75-34-3	1,1-Dichloroethane	ND		ug/L	0.42	5.0	1	EPA 8260C	02/14/2014 08:45	02/14/2014 18:30	SS
75-35-4	1,1-Dichloroethylene	ND		ug/L	0.52	5.0	1	EPA 8260C	02/14/2014 08:45	02/14/2014 18:30	SS
563-58-6	1,1-Dichloropropylene	ND		ug/L	0.26	5.0	1	EPA 8260C	02/14/2014 08:45	02/14/2014 18:30	SS
87-61-6	1,2,3-Trichlorobenzene	ND		ug/L	0.99	10	1	EPA 8260C	02/14/2014 08:45	02/14/2014 18:30	SS
96-18-4	1,2,3-Trichloropropane	ND		ug/L	0.73	5.0	1	EPA 8260C	02/14/2014 08:45	02/14/2014 18:30	SS
120-82-1	1,2,4-Trichlorobenzene	ND		ug/L	0.91	10	1	EPA 8260C	02/14/2014 08:45	02/14/2014 18:30	SS
96-12-8	1,2-Dibromo-3-chloropropane	ND		ug/L	0.98	10	1	EPA 8260C	02/14/2014 08:45	02/14/2014 18:30	SS
106-93-4	1,2-Dibromoethane	ND		ug/L	0.44	5.0	1	EPA 8260C	02/14/2014 08:45	02/14/2014 18:30	SS
95-50-1	1,2-Dichlorobenzene	ND		ug/L	0.40	5.0	1	EPA 8260C	02/14/2014 08:45	02/14/2014 18:30	SS
107-06-2	1,2-Dichloroethane	ND		ug/L	0.36	5.0	1	EPA 8260C	02/14/2014 08:45	02/14/2014 18:30	SS
78-87-5	1,2-Dichloropropane	ND		ug/L	0.23	5.0	1	EPA 8260C	02/14/2014 08:45	02/14/2014 18:30	SS
541-73-1	1,3-Dichlorobenzene	ND		ug/L	0.47	5.0	1	EPA 8260C	02/14/2014 08:45	02/14/2014 18:30	SS
142-28-9	1,3-Dichloropropane	ND		ug/L	0.55	5.0	1	EPA 8260C	02/14/2014 08:45	02/14/2014 18:30	SS
106-46-7	1,4-Dichlorobenzene	ND		ug/L	0.62	5.0	1	EPA 8260C	02/14/2014 08:45	02/14/2014 18:30	SS
594-20-7	2,2-Dichloropropane	ND		ug/L	0.42	5.0	1	EPA 8260C	02/14/2014 08:45	02/14/2014 18:30	SS
95-49-8	2-Chlorotoluene	ND		ug/L	0.43	5.0	1	EPA 8260C	02/14/2014 08:45	02/14/2014 18:30	SS
106-43-4	4-Chlorotoluene	ND		ug/L	0.31	5.0	1	EPA 8260C	02/14/2014 08:45	02/14/2014 18:30	SS
108-86-1	Bromobenzene	ND		ug/L	1.0	5.0	1	EPA 8260C	02/14/2014 08:45	02/14/2014 18:30	SS
74-97-5	Bromochloromethane	ND		ug/L	0.54	5.0	1	EPA 8260C	02/14/2014 08:45	02/14/2014 18:30	SS
75-27-4	Bromodichloromethane	ND		ug/L	0.41	5.0	1	EPA 8260C	02/14/2014 08:45	02/14/2014 18:30	SS
75-25-2	Bromoform	ND		ug/L	0.58	5.0	1	EPA 8260C	02/14/2014 08:45	02/14/2014 18:30	SS
74-83-9	Bromomethane	ND		ug/L	2.0	5.0	1	EPA 8260C	02/14/2014 08:45	02/14/2014 18:30	SS
56-23-5	Carbon tetrachloride	ND		ug/L	0.56	5.0	1	EPA 8260C	02/14/2014 08:45	02/14/2014 18:30	SS
108-90-7	Chlorobenzene	ND		ug/L	0.38	5.0	1	EPA 8260C	02/14/2014 08:45	02/14/2014 18:30	SS
75-00-3	Chloroethane	ND		ug/L	2.8	5.0	1	EPA 8260C	02/14/2014 08:45	02/14/2014 18:30	SS
67-66-3	Chloroform	ND		ug/L	0.42	5.0	1	EPA 8260C	02/14/2014 08:45	02/14/2014 18:30	SS
74-87-3	Chloromethane	ND		ug/L	0.41	5.0	1	EPA 8260C	02/14/2014 08:45	02/14/2014 18:30	SS

Sample Information

Client Sample ID: **IL-MW-9** **York Sample ID:** **14B0217-02**

York Project (SDG) No.	Client Project ID	Matrix	Collection Date/Time	Date Received
14B0217	Water Samples	Water	February 7, 2014 10:20 am	02/10/2014

Volatile Organics, 8260 Halogenated List

Log-in Notes: **Sample Notes:**

Sample Prepared by Method: EPA 5030B

CAS No.	Parameter	Result	Flag	Units	MDL	RL	Dilution	Reference Method	Date/Time Prepared	Date/Time Analyzed	Analyst
156-59-2	cis-1,2-Dichloroethylene	ND		ug/L	0.43	5.0	1	EPA 8260C	02/14/2014 08:45	02/14/2014 18:30	SS
10061-01-5	cis-1,3-Dichloropropylene	ND		ug/L	0.41	5.0	1	EPA 8260C	02/14/2014 08:45	02/14/2014 18:30	SS
124-48-1	Dibromochloromethane	ND		ug/L	0.39	5.0	1	EPA 8260C	02/14/2014 08:45	02/14/2014 18:30	SS
74-95-3	Dibromomethane	ND		ug/L	0.58	5.0	1	EPA 8260C	02/14/2014 08:45	02/14/2014 18:30	SS
75-71-8	Dichlorodifluoromethane	ND		ug/L	0.35	5.0	1	EPA 8260C	02/14/2014 08:45	02/14/2014 18:30	SS
87-68-3	Hexachlorobutadiene	ND		ug/L	0.68	5.0	1	EPA 8260C	02/14/2014 08:45	02/14/2014 18:30	SS
75-09-2	Methylene chloride	**2.5**	J, B	ug/L	2.4	10	1	EPA 8260C	02/14/2014 08:45	02/14/2014 18:30	SS
127-18-4	Tetrachloroethylene	ND		ug/L	0.41	5.0	1	EPA 8260C	02/14/2014 08:45	02/14/2014 18:30	SS
156-60-5	trans-1,2-Dichloroethylene	ND		ug/L	0.52	5.0	1	EPA 8260C	02/14/2014 08:45	02/14/2014 18:30	SS
10061-02-6	trans-1,3-Dichloropropylene	ND		ug/L	0.67	5.0	1	EPA 8260C	02/14/2014 08:45	02/14/2014 18:30	SS
79-01-6	Trichloroethylene	**4.8**	J	ug/L	0.16	5.0	1	EPA 8260C	02/14/2014 08:45	02/14/2014 18:30	SS
75-69-4	Trichlorofluoromethane	ND		ug/L	0.54	5.0	1	EPA 8260C	02/14/2014 08:45	02/14/2014 18:30	SS
75-01-4	Vinyl Chloride	ND		ug/L	0.68	5.0	1	EPA 8260C	02/14/2014 08:45	02/14/2014 18:30	SS

	Surrogate Recoveries	Result	Acceptance Range
17060-07-0	*Surrogate: 1,2-Dichloroethane-d4*	*95.1 %*	*78-122*
460-00-4	*Surrogate: p-Bromofluorobenzene*	*99.5 %*	*87-112*
2037-26-5	*Surrogate: Toluene-d8*	*98.9 %*	*91-110*

Methane

Log-in Notes: **Sample Notes:**

Sample Prepared by Method: Preparation for GC Analysis

CAS No.	Parameter	Result	Flag	Units	MDL	RL	Dilution	Reference Method	Date/Time Prepared	Date/Time Analyzed	Analyst
74-82-8	Methane	ND		ug/L	10	10	1	GC/Headspace	02/13/2014 08:29	02/13/2014 08:31	JW

Analytical Batch Summary

Batch ID: BB40443 **Preparation Method:** Preparation for GC Analysis **Prepared By:** JW

YORK Sample ID	Client Sample ID	Preparation Date
14B0217-01	IL-MW-8	02/13/14
14B0217-02	IL-MW-9	02/13/14
BB40443-BLK1	Blank	02/13/14

Batch ID: BB40503 **Preparation Method:** EPA 5030B **Prepared By:** BK

YORK Sample ID	Client Sample ID	Preparation Date
14B0217-01	IL-MW-8	02/14/14
14B0217-02	IL-MW-9	02/14/14
BB40503-BLK1	Blank	02/14/14
BB40503-BS1	LCS	02/14/14
BB40503-BSD1	LCS Dup	02/14/14

Volatile Organic Compounds by GC/MS - Quality Control Data

York Analytical Laboratories, Inc.

Analyte	Result	Reporting Limit	Units	Spike Level	Source* Result	%REC	%REC Limits	Flag	RPD	RPD Limit	Flag
Batch BB40503 - EPA 5030B											
Blank (BB40503-BLK1)								Prepared & Analyzed: 02/14/2014			
1,1,1,2-Tetrachloroethane	ND	5.0	ug/L								
1,1,1-Trichloroethane	ND	5.0	"								
1,1,2,2-Tetrachloroethane	ND	5.0	"								
1,1,2-Trichloro-1,2,2-trifluoroethane (Freon 113)	ND	5.0	"								
1,1,2-Trichloroethane	ND	5.0	"								
1,1-Dichloroethane	ND	5.0	"								
1,1-Dichloroethylene	ND	5.0	"								
1,1-Dichloropropylene	ND	5.0	"								
1,2,3-Trichlorobenzene	ND	10	"								
1,2,3-Trichloropropane	ND	5.0	"								
1,2,4-Trichlorobenzene	ND	10	"								
1,2-Dibromo-3-chloropropane	ND	10	"								
1,2-Dibromoethane	ND	5.0	"								
1,2-Dichlorobenzene	ND	5.0	"								
1,2-Dichloroethane	ND	5.0	"								
1,2-Dichloropropane	ND	5.0	"								
1,3-Dichlorobenzene	ND	5.0	"								
1,3-Dichloropropane	ND	5.0	"								
1,4-Dichlorobenzene	ND	5.0	"								
2,2-Dichloropropane	ND	5.0	"								
2-Chlorotoluene	ND	5.0	"								
4-Chlorotoluene	ND	5.0	"								
Bromobenzene	ND	5.0	"								
Bromochloromethane	ND	5.0	"								
Bromodichloromethane	ND	5.0	"								
Bromoform	ND	5.0	"								
Bromomethane	ND	5.0	"								
Carbon tetrachloride	ND	5.0	"								
Chlorobenzene	ND	5.0	"								
Chloroethane	ND	5.0	"								
Chloroform	ND	5.0	"								
Chloromethane	ND	5.0	"								
cis-1,2-Dichloroethylene	ND	5.0	"								
cis-1,3-Dichloropropylene	ND	5.0	"								
Dibromochloromethane	ND	5.0	"								
Dibromomethane	ND	5.0	"								
Dichlorodifluoromethane	ND	5.0	"								
Hexachlorobutadiene	ND	5.0	"								
Methylene chloride	3.0	10	"								
Tetrachloroethylene	ND	5.0	"								
trans-1,2-Dichloroethylene	ND	5.0	"								
trans-1,3-Dichloropropylene	ND	5.0	"								
Trichloroethylene	ND	5.0	"								
Trichlorofluoromethane	ND	5.0	"								
Vinyl Chloride	ND	5.0	"								
Surrogate: 1,2-Dichloroethane-d4	*49.5*		*"*	*50.0*		*99.0*	*78-122*				
Surrogate: p-Bromofluorobenzene	*50.1*		*"*	*50.0*		*100*	*87-112*				
Surrogate: Toluene-d8	*48.7*		*"*	*50.0*		*97.4*	*91-110*				

Volatile Organic Compounds by GC/MS - Quality Control Data

York Analytical Laboratories, Inc.

Analyte	Result	Reporting Limit	Units	Spike Level	Source* Result	%REC	%REC Limits	Flag	RPD	RPD Limit	Flag
Batch BB40503 - EPA 5030B											
LCS (BB40503-BS1)							Prepared & Analyzed: 02/14/2014				
1,1,1,2-Tetrachloroethane	50		ug/L	50.0		100	90-116				
1,1,1-Trichloroethane	47		"	50.0		94.6	83-125				
1,1,2,2-Tetrachloroethane	51		"	50.0		102	84-122				
1,1,2-Trichloro-1,2,2-trifluoroethane (Freon 113)	47		"	50.0		93.1	66-141				
1,1,2-Trichloroethane	50		"	50.0		101	83-116				
1,1-Dichloroethane	48		"	50.0		96.1	82-121				
1,1-Dichloroethylene	46		"	50.0		92.6	59-135				
1,1-Dichloropropylene	47		"	50.0		94.5	81-112				
1,2,3-Trichlorobenzene	57		"	50.0		114	74-132				
1,2,3-Trichloropropane	46		"	50.0		92.7	83-118				
1,2,4-Trichlorobenzene	56		"	50.0		112	72-133				
1,2-Dibromo-3-chloropropane	42		"	50.0		84.3	69-134				
1,2-Dibromoethane	51		"	50.0		103	85-118				
1,2-Dichlorobenzene	51		"	50.0		102	87-116				
1,2-Dichloroethane	47		"	50.0		93.4	79-125				
1,2-Dichloropropane	52		"	50.0		104	82-119				
1,3-Dichlorobenzene	49		"	50.0		98.0	85-116				
1,3-Dichloropropane	50		"	50.0		99.6	86-114				
1,4-Dichlorobenzene	51		"	50.0		102	84-116				
2,2-Dichloropropane	46		"	50.0		92.8	56-138				
2-Chlorotoluene	54		"	50.0		109	82-117				
4-Chlorotoluene	49		"	50.0		98.8	84-118				
Bromobenzene	49		"	50.0		98.3	85-117				
Bromochloromethane	49		"	50.0		97.7	80-120				
Bromodichloromethane	48		"	50.0		95.6	87-122				
Bromoform	50		"	50.0		99.3	83-127				
Bromomethane	51		"	50.0		101	36-135				
Carbon tetrachloride	45		"	50.0		89.7	82-128				
Chlorobenzene	52		"	50.0		103	90-111				
Chloroethane	52		"	50.0		103	60-132				
Chloroform	48		"	50.0		95.0	89-116				
Chloromethane	52		"	50.0		103	39-131				
cis-1,2-Dichloroethylene	48		"	50.0		96.5	90-112				
cis-1,3-Dichloropropylene	50		"	50.0		100	89-124				
Dibromochloromethane	50		"	50.0		99.7	82-132				
Dibromomethane	49		"	50.0		97.4	83-124				
Dichlorodifluoromethane	48		"	50.0		95.2	10-143				
Hexachlorobutadiene	47		"	50.0		94.0	83-129				
Methylene chloride	45		"	50.0		90.7	51-136				
Tetrachloroethylene	49		"	50.0		97.3	67-138				
trans-1,2-Dichloroethylene	49		"	50.0		97.5	73-123				
trans-1,3-Dichloropropylene	50		"	50.0		99.6	85-123				
Trichloroethylene	51		"	50.0		101	83-120				
Trichlorofluoromethane	45		"	50.0		89.2	62-138				
Vinyl Chloride	52		"	50.0		104	49-127				
Surrogate: 1,2-Dichloroethane-d4	*47.7*		*"*	*50.0*		*95.4*	*78-122*				
Surrogate: p-Bromofluorobenzene	*48.8*		*"*	*50.0*		*97.5*	*87-112*				
Surrogate: Toluene-d8	*49.2*		*"*	*50.0*		*98.4*	*91-110*				

Volatile Organic Compounds by GC/MS - Quality Control Data

York Analytical Laboratories, Inc.

Analyte	Result	Reporting Limit	Units	Spike Level	Source* Result	%REC	%REC Limits	Flag	RPD	RPD Limit	Flag
Batch BB40503 - EPA 5030B											
LCS Dup (BB40503-BSD1)							Prepared & Analyzed: 02/14/2014				
1,1,1,2-Tetrachloroethane	53		ug/L	50.0		106	90-116		5.71	30	
1,1,1-Trichloroethane	49		"	50.0		97.9	83-125		3.41	30	
1,1,2,2-Tetrachloroethane	52		"	50.0		104	84-122		2.52	30	
1,1,2-Trichloro-1,2,2-trifluoroethane (Freon 113)	50		"	50.0		99.9	66-141		7.05	30	
1,1,2-Trichloroethane	53		"	50.0		107	83-116		5.70	30	
1,1-Dichloroethane	52		"	50.0		104	82-121		8.11	30	
1,1-Dichloroethylene	48		"	50.0		96.0	59-135		3.63	30	
1,1-Dichloropropylene	51		"	50.0		103	81-112		8.12	30	
1,2,3-Trichlorobenzene	59		"	50.0		119	74-132		4.03	30	
1,2,3-Trichloropropane	51		"	50.0		102	83-118		9.65	30	
1,2,4-Trichlorobenzene	60		"	50.0		119	72-133		6.91	30	
1,2-Dibromo-3-chloropropane	45		"	50.0		90.4	69-134		6.98	30	
1,2-Dibromoethane	52		"	50.0		103	85-118		0.680	30	
1,2-Dichlorobenzene	50		"	50.0		100	87-116		1.86	30	
1,2-Dichloroethane	47		"	50.0		94.5	79-125		1.21	30	
1,2-Dichloropropane	54		"	50.0		109	82-119		4.69	30	
1,3-Dichlorobenzene	54		"	50.0		107	85-116		8.88	30	
1,3-Dichloropropane	52		"	50.0		104	86-114		3.97	30	
1,4-Dichlorobenzene	53		"	50.0		106	84-116		3.38	30	
2,2-Dichloropropane	48		"	50.0		96.4	56-138		3.81	30	
2-Chlorotoluene	53		"	50.0		106	82-117		3.00	30	
4-Chlorotoluene	52		"	50.0		104	84-118		5.47	30	
Bromobenzene	52		"	50.0		104	85-117		5.69	30	
Bromochloromethane	52		"	50.0		104	80-120		6.13	30	
Bromodichloromethane	50		"	50.0		100	87-122		4.72	30	
Bromoform	49		"	50.0		98.5	83-127		0.809	30	
Bromomethane	53		"	50.0		106	36-135		4.38	30	
Carbon tetrachloride	48		"	50.0		96.4	82-128		7.20	30	
Chlorobenzene	52		"	50.0		104	90-111		0.869	30	
Chloroethane	53		"	50.0		105	60-132		1.82	30	
Chloroform	51		"	50.0		102	89-116		7.06	30	
Chloromethane	55		"	50.0		110	39-131		6.77	30	
cis-1,2-Dichloroethylene	51		"	50.0		102	90-112		5.11	30	
cis-1,3-Dichloropropylene	53		"	50.0		107	89-124		6.57	30	
Dibromochloromethane	48		"	50.0		95.4	82-132		4.49	30	
Dibromomethane	51		"	50.0		102	83-124		4.67	30	
Dichlorodifluoromethane	50		"	50.0		101	10-143		5.76	30	
Hexachlorobutadiene	51		"	50.0		101	83-129		7.45	30	
Methylene chloride	48		"	50.0		95.1	51-136		4.73	30	
Tetrachloroethylene	51		"	50.0		103	67-138		5.63	30	
trans-1,2-Dichloroethylene	51		"	50.0		102	73-123		4.65	30	
trans-1,3-Dichloropropylene	49		"	50.0		98.0	85-123		1.70	30	
Trichloroethylene	51		"	50.0		103	83-120		1.51	30	
Trichlorofluoromethane	48		"	50.0		96.7	62-138		8.11	30	
Vinyl Chloride	55		"	50.0		109	49-127		5.13	30	
Surrogate: 1,2-Dichloroethane-d4	*47.5*		*"*	*50.0*		*95.0*	*78-122*				
Surrogate: p-Bromofluorobenzene	*49.5*		*"*	*50.0*		*98.9*	*87-112*				
Surrogate: Toluene-d8	*51.6*		*"*	*50.0*		*103*	*91-110*				

Gas Chromatography/Flame Ionization Detector - Quality Control Data

York Analytical Laboratories, Inc.

Analyte	Result	Reporting Limit	Units	Spike Level	Source* Result	%REC	%REC Limits	Flag	RPD	RPD Limit	Flag
Batch BB40443 - Preparation for GC Analysis											
Blank (BB40443-BLK1)									Prepared & Analyzed: 02/13/2014		
Methane	ND	10	ug/L								

Volatile Analysis Sample Containers

Lab ID	Client Sample ID	Volatile Sample Container
14B0217-01	IL-MW-8	40mL Clear Vial (pre-pres.) HCl; Cool to 4° C
14B0217-02	IL-MW-9	40mL Clear Vial (pre-pres.) HCl; Cool to 4° C

Notes and Definitions

J — Detected below the Reporting Limit but greater than or equal to the Method Detection Limit (MDL/LOD) or in the case of a TIC, the result is an estimated concentration.

B — Analyte is found in the associated analysis batch blank. For volatiles, methylene chloride and acetone are common lab contaminants. Data users should consider anything <10x the blank value as artifact.

ND — Analyte NOT DETECTED at the stated Reporting Limit (RL) or above.

RL — REPORTING LIMIT - the minimum reportable value based upon the lowest point in the analyte calibration curve.

MDL — METHOD DETECTION LIMIT - the minimum concentration that can be measured and reported with a 99% confidence that the concentration is greater than zero. If requested or required, a value reported below the RL and above the MDL is considered estimated and is noted with a "J" flag.

NR — Not reported

RPD — Relative Percent Difference

Wet — The data has been reported on an as-received (wet weight) basis

Low Bias — Low Bias flag indicates that the recovery of the flagged analyte is below the laboratory or regulatory lower control limit. The data user should take note that this analyte may be biased low but should evaluate multiple lines of evidence including the LCS and site-specific MS/MSD data to draw bias conclusions. In cases where no site-specific MS/MSD was requested, only the LCS data can be used to evaluate such bias.

High Bias — High Bias flag indicates that the recovery of the flagged analyte is above the laboratory or regulatory upper control limit. The data user should take note that this analyte may be biased high but should evaluate multiple lines of evidence including the LCS and site-specific MS/MSD data to draw bias conclusions. In cases where no site-specific MS/MSD was requested, only the LCS data can be used to evaluate such bias.

Non-Dir. — Non-dir. flag (Non-Directional Bias) indicates that the Relative Percent Difference (RPD) (a measure of precision) among the MS and MSD data is outside the laboratory or regulatory control limit. This alerts the data user where the MS and MSD are from site-specific samples that the RPD is high due to either non-homogeneous distribution of target analyte between the MS/MSD or indicates poor reproducibility for other reasons.

If EPA SW-846 method 8270 is included herein it is noted that the target compound N-nitrosodiphenylamine (NDPA) decomposes in the gas chromatographic inlet and cannot be separated from diphenylamine (DPA). These results could actually represent 100% DPA, 100% NDPA or some combination of the two.
For this reason, York reports the combined result for n-nitrosodiphenylamine and diphenylamine for either of these compounds as a combined concentration as Diphenylamine.

If Total PCBs are detected and the target aroclors reported are "Not detected", the Total PCB value is reported due to the presence of either or both Aroclors 1262 and 1268 which are non-target aroclors for some regulatory lists.

2-chloroethylvinyl ether readily breaks down under acidic conditions. Samples that are acid preserved, including standards will exhibit breakdown. The data user should take note.

Certification for pH is no longer offered by NYDOH ELAP.

Semi-Volatile and Volatile analyses are reported down to the MDL, with values between the MDL and the RL being "J" flagged as estimated results.

YORK
ANALYTICAL LABORATORIES, INC.
120 RESEARCH DR. STRATFORD, CT 06615
(203) 325-1371 FAX (203) 357-0166

Field Chain-of-Custody Record

NOTE: York's Std. Terms & Conditions are listed on the back side of this document.
This document serves as your written authorization to York to proceed with the analyses requested and your signature binds you to York's Std. Terms & Conditions unless superseded by written contract.

York Project No. 14B0217

YOUR Information	Report To:	Invoice To:	YOUR Project ID	Turn-Around Time	Report Type
Company: LBG, Inc	Company:	Company:		RUSH - Same Day ☐	Summary Report
Address: 4 Research Dr Ste 301, Shelton CT	Address:	Address:	Purchase Order No.	RUSH - Next Day ☐	Summary w/ QA Summary
Phone No. 203-929-8555	Phone No. same	Phone No. same		RUSH - Two Day ☐	CT RCP Package
Contact Person: Karen Destefanis	Attention:	Attention:		RUSH - Three Day ☐	CTRCP DQA/DUE Pkg
E-Mail Address: Kdestefanis@lbgct.com	E-Mail Address:	E-Mail Address:	Samples from: CT___ NY ✓ NJ___	RUSH - Four Day ☐	NY ASP A Package
				Standard(5-7 Days) ☒	NY ASP B Package ✓
					NJDEP Red. Deliv.
					Electronic Data Deliverables (EDD)
					Simple Excel
					NYSDEC EQuIS ✓
					EQuIS (std)
					EZ-EDD (EQuIS)
					NJDEP SRP HazSite EDD
					GIS/KEY (std)
					Other
					York Regulatory Comparison
					Excel Spreadsheet
					Compare to the following Regs. (please fill in):

Print Clearly and Legibly. All Information must be complete. Samples will NOT be logged in and the turn-around time clock will not begin until any questions by York are resolved.

Melanie Sheperd
Samples Collected/Authorized By (Signature)

Helanie Sheperd
Name (printed)

Volatiles		Semi-Vols.	Pest/PCB/Herb	Metals	Misc. Org.	Full Lists	Misc.
8260 full	TICs	8270 or 625	8082PCB	RCRA8	TPH GRO	Pri.Poll.	Corrosivity
624	Site Spec.	STARS list	8081Pest	PP13 list	TPH DRO	TCL Organics	Reactivity
STARS list	Nassau Co.	BN Only	8151Herb	TAL	CT ETPH	TAL Met/CN	Ignitability
BTEX	Suffolk Co.	Acids Only	CT RCP	CT15 list	NY 310-13	Full TCLP	Flash Point
MTBE	Ketones	PAH list	App. IX	TAGM list	TPH 1664	Full App. IX	Sieve Anal.
TCL list	Oxygenates	TAGM list	Site Spec.	NJDEP list	Air TO14A	Part 360-Routine	Heterotrophs
TAGM list	TCLP list	CT RCP list	SPLP or TCLP	Total	Air TO15	Part 360-Baseline	TOX
CT RCP list	524.2	TCL list	TCLP Pest	Dissolved	Air STARS	Part 360-Expanded No Dioxins/Furans	BTU/lb.
Arom. only	502.2	NJDEP list	TCLP Herb	SPLP or TCLP	Air VPH	Part 360-Expanded Full List	Aquatic Tox.
Halog.only	NJDEP list	App. IX	Chlordane	Indiv. Metals	Air TICs	NYCDEP Sewer	TOC
App.IX list	SPLP or TCLP	TCLP BNA	608 Pest	LIST Below	Methane	NYSDEC Sewer	Asbestos
8021B list		SPLP or TCLP	608 PCB		Helium	TAGM	Silica

Matrix Codes
S - soil
Other - specify(oil, etc.)
WW - wastewater
GW - groundwater
DW - drinking water
Air-A - ambient air
Air-SV - soil vapor

Sample Identification	Date Sampled	Sample Matrix	Choose Analyses Needed from the Menu Above and Enter Below	Container Description(s)
IL-MW-8	2-7-14@1125	GW	Halogenated VOCs & methane	(5) VOAs w/ HCl
IL-MW-9	2-7-14@1020	GW	Halogenated VOCs & methane	(5) VOAs w/ HCl

Comments

Preservation (Check those Applicable): 4°C ✓ Frozen___ HCl ✓ MeOH___ HNO_3___ H_2SO_4___ NaOH___ ZnAc___ Ascorbic Acid___ Other___

Special Instructions
Field Filtered ☐
Lab to Filter ☐

Melanie Sheperd to LBG fn fc 2-7-14@ 1840
Samples Relinquished By — Date/Time

Samples Relinquished By — Date/Time

Samples Received By — Date/Time

Grace 2-10-14 1620
Samples Received in LAB by — Date/Time

Temperature on Receipt 3.0 °C

LEGGETTE, BRASHEARS & GRAHAM, INC.

PAGE 1 OF 1

SAMPLE DATE: 07/18/14

LOW-FLOW SAMPLING LOG

TOTAL # WELLS: 7

Client Name: Sony

Project Location: Orangeburg, NY

Sampler(s): Caitlin Colwell

Sample Pump: Geopump

Tubing Type: LDPE - 45' Silicone - 2'

Monitoring Equipment: ~~Horiba~~ YSI

Well I.D. EW-13

Well Diameter (inches): 2"

Total Depth (ft btoc): ~25.1

Depth to Water (ft btoc): 8.82

Screen Setting (ft btoc): 21' to 28'

Tubing Intake (ft btoc): ~25'

Comments: Pump on at 12:31

YSI ~~Horiba~~ full at 12:40

Well Condition: Good

Time (hours)	Depth to Water (ft btoc)	Evacuation Rate (ml/min)	Water Quality Monitoring Parameters: pH	Conductivity (µs/cm)	Turbidity (NTU)	Dissolved oxygen (mg/l)	Temperature (°C)	ORP (mv)
12:41	9.60	100	6.71	1485	119.1	2.63	23.3	121.5
12:44	9.72	↓	6.54	1413	86.9	2.34	22.78	131.1
12:47	9.81		6.42	1395	60.8	2.06	22.59	137.3
12:50	9.91		6.37	1385	51.3	2.13	22.33	140.4
12:53	10.00		6.36	1377	51.1	2.14	22.33	140.9
12:56	10.10		6.33	1373	53.4	2.00	22.33	137.2

Stabilization of Parameters (stabilization achieved for three consecutive measurements)

Time FROM	Time TO	Depth to Water (ft btoc)	Total Removed > Change in Storage (Y/N)? 1.0 > 0.2	pH	Conductivity (%)	Turbidity (%)	Dissolved oxygen (%)	Temperature (%)	ORP (mv)
12:50	12:53	1.09	✓	0.01	0.6²	0.8²	0.5²	0²	0.5
12:53	12:56	1.18	✓	0.03	0.3²	4.5²	6.5²	0²	3.7
12:50	12:56	1.28	✓	0.04	0.9²	4.1²	6.8²	0²	3.2
Recommended Stabilization		≤ 0.3 ft. total	NA	+/- 0.1 unit	+/- 3%	<5 NTU or +/- 10%	+/- 10% if >0.5 mg/L	+/- 3%	+/- 10 mv
Stabilization: (Yes/No)		N	Y	Y	Y	Y	Y	Y	Y

Sample Time: 12:57

Reviewed by:

ft btoc	feet below top of casing	NTU	Nephelometric Turbidity Units	°C	degrees Celsius
ml/min	milliliters per minute	mg/l	milligrams per liter	mv	millivolts
µs/cm	microseimens per centimeter	ms/cm	milliseimens per centimeter		

LEGGETTE, BRASHEARS & GRAHAM, INC.

PAGE 1 OF 1

SAMPLE DATE: 07/18/14

LOW-FLOW SAMPLING LOG

TOTAL # WELLS: 7

Client Name: Sony

Project Location: Orangeburg, NY

Sampler(s): Caitlin Colwell

Sample Pump: Geopump

Tubing Type: LDPE - 35' Silicone - 2'

Monitoring Equipment: ~~Horiba~~ YSI

Well I.D. EW-14

Well Diameter (inches): 2"

Total Depth (ft btoc): ~27

Depth to Water (ft btoc): 8.22

Screen Setting (ft btoc): 21' to 28'

Tubing Intake (ft btoc): ~25'

Comments: Pump on at 11:15

YSI ~~Horiba~~ full at 11:25

Well Condition: Good

Time (hours)	Depth to Water (ft btoc)	Evacuation Rate (ml/min)	Water Quality Monitoring Parameters: pH	Conductivity (µs/cm)	Turbidity (NTU)	Dissolved oxygen (mg/l)	Temperature (°C)	ORP (mv)
11:26	9.08	100	6.45	3354	15.4	1.75	21.43	79.9
11:29	9.20		6.41	3347	12.2	1.44	21.06	82.9
11:32	9.30		6.39	3333	13.4	1.33	20.88	86.0
11:35	9.41		6.39	3333	16.3	1.36	20.88	85.8
11:38	9.50		6.38	3333	16.1	1.31	20.88	85.0
11:41	9.60		6.37	3333	15.0	1.34	20.88	87.0

Stabilization of Parameters (stabilization achieved for three consecutive measurements)

Time FROM	Time TO	Depth to Water (ft btoc)	Total Removed > Change in Storage (Y/N)? 1.0 > 0.2	pH	Conductivity (%)	Turbidity (%)	Dissolved oxygen (%)	Temperature (%)	ORP (mv)
11:35	11:38	1.19	✓	0.01	0[2]	1.2[2]	6.8[2]	0[2]	0.8
11:38	11:41	1.28	✓	0.01	0[2]	6.9[2]	2.3[2]	0[2]	2.0
11:35	11:41	1.38	✓	0.02	0[2]	8.0[2]	3.1[2]	0[2]	1.2
Recommended Stabilization		≤ 0.3 ft. total	NA	+/- 0.1 unit	+/- 3%	<5 NTU or +/- 10%	+/- 10% if >0.5 mg/L	+/- 3%	+/- 10 mv
Stabilization: (Yes/No)		N	Y	Y	Y	Y	Y	Y	Y

Sample Time: 11:42

Reviewed by:

ft btoc	feet below top of casing	NTU	Nephelometric Turbidity Units	°C	degrees Celsius
ml/min	milliliters per minute	mg/l	milligrams per liter	mv	millivolts
µs/cm	microseimens per centimeter	ms/cm	milliseimens per centimeter		

LEGGETTE, BRASHEARS & GRAHAM, INC.

PAGE 1 OF 1

SAMPLE DATE: 07/18/14

LOW-FLOW SAMPLING LOG

TOTAL # WELLS: 7

Client Name: Sony

Project Location: Orangeburg, NY

Sampler(s): Caitlin Colwell

Sample Pump: Geopump

Tubing Type: LDPE - 35' Silicone - 2'

Monitoring Equipment: ~~Horiba~~ YSI

Well I.D. EW-15

Well Diameter (inches): 2"

Total Depth (ft btoc): ~27.35

Depth to Water (ft btoc): 7.49

Screen Setting (ft btoc): 21' to 28'

Tubing Intake (ft btoc): ~25'

Comments: Pump on at 10:42

YSI ~~Horiba~~ full at 10:51

Well Condition:

Time (hours)	Depth to Water (ft btoc)	Evacuation Rate (ml/min)	Water Quality Monitoring Parameters: pH	Conductivity µs/cm	Turbidity (NTU)	Dissolved oxygen (mg/l)	Temperature (°C)	ORP (mv)
10:52	8.57	100	6.60	1774	32.4	1.26	19.97	45.8
10:55	8.65		6.56	1739	27.3	0.91	19.85	44.9
10:58	8.72		6.50	1717	27.6	0.93	19.94	42.3
11:01	8.84		6.45	1714	30.4	0.98	20.15	32.5
11:04	8.92		6.44	1713	32.8	0.98	20.27	30.8
11:07	9.03		6.45	1713	29.7	0.98	20.20	25.7

Stabilization of Parameters (stabilization achieved for three consecutive measurements)

Time FROM	Time TO	Depth to Water (ft btoc)	Total Removed > Change in Storage (Y/N)? 1.0 > 0.2	pH	Conductivity (%)	Turbidity (%)	Dissolved oxygen (%)	Temperature (%)	ORP (mv)
11:01	11:04	1.35	✓	0.01	0.06²	7.9²	0²	0.6²	1.7
11:04	11:07	1.43	✓	0.01	0.00²	9.7²	0²	0.4²	5.1
11:07	11:10	1.54	✓	0.00	0.06²	2.3²	0²	0.2²	6.8
Recommended Stabilization		≤ 0.3 ft. total	NA	+/- 0.1 unit	+/- 3%	<5 NTU or +/- 10%	+/- 10% if >0.5 mg/L	+/- 3%	+/- 10 mv
Stabilization: (Yes/No)		N	Y	Y	Y	Y	Y	Y	Y

Sample Time: 11:08

Reviewed by:

ft btoc	feet below top of casing	NTU	Nephelometric Turbidity Units	°C	degrees Celsius
ml/min	milliliters per minute	mg/l	milligrams per liter	mv	millivolts
µs/cm	microseimens per centimeter	ms/cm	milliseimens per centimeter		

LEGGETTE, BRASHEARS & GRAHAM, INC.

PAGE 1 OF 1

SAMPLE DATE: 07/18/14

LOW-FLOW SAMPLING LOG

TOTAL # WELLS: 7

Client Name: Sony

Project Location: Orangeburg, NY

Sampler(s): Caitlin Colwell

Sample Pump: Geopump

Tubing Type: LDPE - 45' Silicone - 2'

Monitoring Equipment: ~~Horiba~~ YSI

Well I.D. EW-16

Well Diameter (inches): 2"

Total Depth (ft btoc): ~27.8

Depth to Water (ft btoc): 6.99

Screen Setting (ft btoc): 21' to 28'

Tubing Intake (ft btoc): ~25'

Comments: Pump on at 9:57

YSI ~~Horiba~~ full at 10:05

Well Condition: Good

Time (hours)	Depth to Water (ft btoc)	Evacuation Rate (ml/min)	Water Quality Monitoring Parameters: pH	Conductivity (µs/cm)	Turbidity (NTU)	Dissolved oxygen (mg/l)	Temperature (°C)	ORP (mv)
10:06	7.24	100	6.50	4264	172.0	1.16	24.56	-93.7
10:09	7.25	↓	6.46	4207	95.2	1.00	24.56	-119.4
10:12	7.25		6.43	4050	64.4	1.11	24.53	-128.1
10:15	7.26		6.40	3900	65.9	0.94	24.52	-135.8
10:18	7.26		6.40	3798	57.4	0.97	24.45	-142.9
10:21	7.27		6.40	3752	57.0	0.92	24.40	-146.6
10:24	7.27		6.40	3700	59.0	1.01	24.35	-144.5

Stabilization of Parameters (stabilization achieved for three consecutive measurements)

Time FROM	Time TO	Depth to Water (ft btoc)	Total Removed > Change in Storage (Y/N)? 1.0 > 0.05	pH	Conductivity (%)	Turbidity (%)	Dissolved oxygen (%)	Temperature (%)	ORP (mv)
10:18	10:21	0.27	✓	0	1.2²	0.7²	5.2²	0.2²	3.7²
10:21	10:24	0.28	✓	0	1.3²	3.5²	9.8²	0.1²	1.7
10:18	10:24	0.28	✓	0	2.6²	2.8²	4.1²	0.3²	2.0
Recommended Stabilization		≤ 0.3 ft. total	NA	+/- 0.1 unit	+/- 3%	<5 NTU or +/- 10%	+/- 10% if >0.5 mg/L	+/- 3%	+/- 10 mv
Stabilization: (Yes/No)		Y	Y	Y	Y	Y	Y	Y	Y

Sample Time: 10:25

Reviewed by:

ft btoc	feet below top of casing	NTU	Nephelometric Turbidity Units	°C	degrees Celsius
ml/min	milliliters per minute	mg/l	milligrams per liter	mv	millivolts
µs/cm	microseimens per centimeter	ms/cm	milliseimens per centimeter		

LEGGETTE, BRASHEARS & GRAHAM, INC.

SAMPLE DATE: 07/18/14

LOW-FLOW SAMPLING LOG

TOTAL # WELLS: 7

Client Name: Sony

Project Location: Orangeburg, NY

Sampler(s): Caitlin Colwell

Sample Pump: Geopump

Tubing Type: LDPE - 40' Silicone - 2'

Monitoring Equipment: ~~Horiba~~ YSI

Well I.D. EW-17

Well Diameter (inches): 2"

Total Depth (ft btoc): ~27.1

Depth to Water (ft btoc): 6.30

Screen Setting (ft btoc): 21' to 28'

Tubing Intake (ft btoc): ~25'

Comments: Pump on at 9:20

YSI ~~Horiba~~ full at 9:28

Well Condition: Good - water cloudy

Time (hours)	Depth to Water (ft btoc)	Evacuation Rate (ml/min)	Water Quality Monitoring Parameters: pH	Conductivity (µs/cm)	Turbidity (NTU)	Dissolved oxygen (mg/l)	Temperature (°C)	ORP (mv)
9:29	6.92	100	6.60	2509	576.4	0.27	21.35	-166.9
9:32	6.94	↓	6.60	2431	402.4	0.36	21.54	-182.7
9:35	6.96		6.60	2369	267.9	0.10	21.65	-191.4
9:38	6.98		6.62	2301	95.2	0.12	21.79	-198.9
9:41	7.00		6.63	2249	86.0	0.05	21.90	-202.8
9:44	7.02		6.61	2187	84.2	0.27	22.00	-201.1
9:47	7.04	✓	6.60	2189	82.1	0.38	22.00	-197.9

Stabilization of Parameters (stabilization achieved for three consecutive measurements)

Time FROM	Time TO	Depth to Water (ft btoc)	Total Removed > Change in Storage (Y/N)? 1.0 >	pH	Conductivity (%)	Turbidity (%)	Dissolved oxygen (%)	Temperature (%)	ORP (mv)
9:41	9:44	0.70	✓	0.02	2.7²	2.1²	<0.5	0.5²	1.7
9:44	9:47	0.72	✓	0.01	0.1²	2.5²	<0.5	0.0²	3.2
9:41	9:47	0.74	✓	0.03	2.6²	4.5²	<0.5	0.5²	4.9
Recommended Stabilization		≤ 0.3 ft. total	NA	+/- 0.1 unit	+/- 3%	<5 NTU or +/- 10%	+/- 10% if >0.5 mg/L	+/- 3%	+/- 10 mv
Stabilization: (Yes/No)		N	Y	Y	Y	Y	Y	Y	Y

Sample Time: 9:48

Reviewed by:

ft btoc	feet below top of casing	NTU	Nephelometric Turbidity Units	°C	degrees Celsius
ml/min	milliliters per minute	mg/l	milligrams per liter	mv	millivolts
µs/cm	microseimens per centimeter	ms/cm	milliseimens per centimeter		

LEGGETTE, BRASHEARS & GRAHAM, INC.

SAMPLE DATE: 07/18/14

LOW-FLOW SAMPLING LOG

TOTAL # WELLS: 7

Client Name: Sony

Project Location: Orangeburg, NY

Sampler(s): Caitlin Colwell

Sample Pump: Geopump

Tubing Type: LDPE - 40' Silicone - 2'

Monitoring Equipment: ~~Horiba~~ YSI

Well I.D. MW-15-S

Well Diameter (inches): 2"

Total Depth (ft btoc): ~20'

Depth to Water (ft btoc): 8.85

Screen Setting (ft btoc): 10' to 20

Tubing Intake (ft btoc): ~15'

Comments: Pump on at 13:11

YSI ~~Horiba~~ full at 13:19

Well Condition:

Time (hours)	Depth to Water (ft btoc)	Evacuation Rate (ml/min)	Water Quality Monitoring Parameters: pH	Conductivity µs/cm	Turbidity (NTU)	Dissolved oxygen (mg/l)	Temperature (°C)	ORP (mv)
13:20	9.54	100	6.34	5625	1.4	1.27	26.20	-120.5
13:23	9.62	↓	6.34	5587	1.7	0.96	25.92	-131.5
13:26	9.70		6.34	5566	0.0	0.97	25.66	-131.5
13:29	9.78		6.35	5579	0.0	0.96	25.73	-130.3
13:32	9.85		6.36	5587	0.0	0.96	25.77	-129.8

Stabilization of Parameters (stabilization achieved for three consecutive measurements)

Time FROM	Time TO	Depth to Water (ft btoc)	Total Removed > Change in Storage (Y/N)? 1.0 >	pH	Conductivity (%)	Turbidity (%)	Dissolved oxygen (%)	Temperature (%)	ORP (mv)
13:26	13:29	0.85		0.01		0²			4.2
13:29	13:32	0.83		0.01		0²			0.5
13:26	13:32	1.00		0.02		0²			4.7
Recommended Stabilization		≤ 0.3 ft. total	NA	+/- 0.1 unit	+/- 3%	<5 NTU or +/- 10%	+/- 10% if >0.5 mg/L	+/- 3%	+/- 10 mv
Stabilization: (Yes/No)		N		Y		Y			Y

Sample Time: 13:34

Reviewed by:

ft btoc	feet below top of casing	NTU	Nephelometric Turbidity Units	°C	degrees Celsius
ml/min	milliliters per minute	mg/l	milligrams per liter	mv	millivolts
µs/cm	microseimens per centimeter	ms/cm	milliseimens per centimeter		

LEGGETTE, BRASHEARS & GRAHAM, INC.

PAGE 1 OF 1

SAMPLE DATE: 07/18/14

LOW-FLOW SAMPLING LOG

TOTAL # WELLS: 7

Client Name: Sony

Project Location: Orangeburg, NY

Sampler(s): Caitlin Colwell

Sample Pump: Geopump

Tubing Type: LDPE - 30' Silicone - 2'

Monitoring Equipment: ~~Horiba~~ YSI

Well I.D. MW-19

Well Diameter (inches): 2"

Total Depth (ft btoc): ~19.6'

Depth to Water (ft btoc): 5.34'

Screen Setting (ft btoc): 10' to 20'

Tubing Intake (ft btoc): ~15'

Comments: Pump on at 8:50

YSI ~~Horiba~~ full at 8:58

Well Condition: No bolts (2)

Time (hours)	Depth to Water (ft btoc)	Evacuation Rate (ml/min)	Water Quality Monitoring Parameters: pH	Conductivity (µs/cm)	Turbidity (NTU)	Dissolved oxygen (mg/l)	Temperature (°C)	ORP (mv)
9:00	6.13	100	8.03	864	46.7	3.28	19.80	65.0
9:03	6.13	↓	7.71	848	26.3	3.51	19.69	71.8
9:06	6.13		7.44	828	24.7	3.91	19.76	77.6
9:09	6.13		7.22	820	22.8	3.78	19.89	82.1
9:12	6.13		7.18	821	21.6	3.69	20.00	83.2
9:15	6.13		7.14	821	22.5	3.60	20.07	83.4

Stabilization of Parameters (stabilization achieved for three consecutive measurements)

Time FROM	Time TO	Depth to Water (ft btoc)	Total Removed > Change in Storage (Y/N)? 0.75>0.13	pH	Conductivity (%)	Turbidity (%)	Dissolved oxygen (%)	Temperature (%)	ORP (mv)
9:09	9:12	0.79	✓	0.04	0.1^2	5.3^2	2.4^2	0.6^2	1.1
9:12	9:15	0.79	✓	0.04	0.0^2	4.2^2	2.4^2	0.3^2	2.2
9:09	9:15	0.79	✓	0.08	0.1^2	1.3^2	4.8^2	0.9^2	3.3
Recommended Stabilization		≤ 0.3 ft. total	NA	+/- 0.1 unit	+/- 3%	<5 NTU or +/- 10%	+/- 10% if >0.5 mg/L	+/- 3%	+/- 10 mv
Stabilization: (Yes/No)		N	Y	Y	Y	Y	Y	Y	Y

Sample Time: 9:16

Reviewed by:

ft btoc	feet below top of casing	NTU	Nephelometric Turbidity Units	°C	degrees Celsius
ml/min	milliliters per minute	mg/l	milligrams per liter	mv	millivolts
µs/cm	microseimens per centimeter	ms/cm	milliseimens per centimeter		

Technical Report

prepared for:

Leggette Brashears & Graham Shelton Office
4 Research Drive, Suite 301
Shelton CT, 06484
Attention: Karen Destefanis

Report Date: 07/29/2014
Client Project ID: SNYGEN
York Project (SDG) No.: 14G0786

Report Date: 07/29/2014
Client Project ID: SNYGEN
York Project (SDG) No.: 14G0786

Leggette Brashears & Graham Shelton Office
4 Research Drive, Suite 301
Shelton CT, 06484
Attention: Karen Destefanis

Purpose and Results

This report contains the analytical data for the sample(s) identified on the attached chain-of-custody received in our laboratory on July 18, 2014 and listed below. The project was identified as your project: **SNYGEN**.

The analyses were conducted utilizing appropriate EPA, Standard Methods, and ASTM methods as detailed in the data summary tables.

All samples were received in proper condition meeting the customary acceptance requirements for environmental samples except those indicated under the Notes section of this report.

All analyses met the method and laboratory standard operating procedure requirements except as indicated by any data flags, the meaning of which are explained in the attachment to this report, and case narrative if applicable.

The results of the analyses, which are all reported on dry weight basis (soils) unless otherwise noted, are detailed in the following pages.

Please contact Client Services at 203.325.1371 with any questions regarding this report.

York Sample ID	Client Sample ID	Matrix	Date Collected	Date Received
14G0786-01	EW-13	Water	07/18/2014	07/18/2014
14G0786-02	EW-14	Water	07/18/2014	07/18/2014
14G0786-03	EWX-14	Water	07/18/2014	07/18/2014
14G0786-04	EW-15	Water	07/18/2014	07/18/2014
14G0786-05	EW-16	Water	07/18/2014	07/18/2014
14G0786-06	EW-17	Water	07/18/2014	07/18/2014
14G0786-07	MW-19	Water	07/18/2014	07/18/2014
14G0786-08	MW-15S	Water	07/18/2014	07/18/2014
14G0786-09	Field Blank	Water	07/18/2014	07/18/2014
14G0786-10	Trip blank	Water	07/18/2014	07/18/2014

General Notes for York Project (SDG) No.: 14G0786

1. The RLs and MDLs (Reporting Limit and Method Detection Limit respectively) reported are adjusted for any dilution necessary due to the levels of target and/or non-target analytes and matrix interference. The RL(REPORTING LIMIT) is based upon the lowest standard utilized for the calibration where applicable.
2. Samples are retained for a period of thirty days after submittal of report, unless other arrangements are made.
3. York's liability for the above data is limited to the dollar value paid to York for the referenced project.
4. This report shall not be reproduced without the written approval of York Analytical Laboratories, Inc.
5. All samples were received in proper condition for analysis with proper documentation, unless otherwise noted.
6. All analyses conducted met method or Laboratory SOP requirements. See the Qualifiers and/or Narrative sections for further information.
7. It is noted that no analyses reported herein were subcontracted to another laboratory, unless noted in the report.
8. This report reflects results that relate only to the samples submitted on the attached chain-of-custody form(s) received by York.

Approved By:

Date: 07/29/2014

Benjamin Gulizia
Laboratory Director

Sample Information

Client Sample ID: **EW-13** **York Sample ID:** **14G0786-01**

York Project (SDG) No.	Client Project ID	Matrix	Collection Date/Time	Date Received
14G0786	SNYGEN	Water	July 18, 2014 12:57 pm	07/18/2014

Volatile Organics, 8260 Halogenated List

Log-in Notes: **Sample Notes:**

Sample Prepared by Method: EPA 5030B

CAS No.	Parameter	Result	Flag	Units	Reported to LOD/MDL	LOQ	Dilution	Reference Method	Date/Time Prepared	Date/Time Analyzed	Analyst
630-20-6	1,1,1,2-Tetrachloroethane	ND		ug/L	0.32	5.0	1	EPA 8260C	07/23/2014 08:12	07/23/2014 16:30	SS
71-55-6	**1,1,1-Trichloroethane**	**38**		ug/L	0.23	5.0	1	EPA 8260C	07/23/2014 08:12	07/23/2014 16:30	SS
79-34-5	1,1,2,2-Tetrachloroethane	ND		ug/L	0.59	5.0	1	EPA 8260C	07/23/2014 08:12	07/23/2014 16:30	SS
76-13-1	**1,1,2-Trichloro-1,2,2-trifluoroethane (Freon 113)**	**1.1**	J	ug/L	0.34	5.0	1	EPA 8260C	07/23/2014 08:12	07/23/2014 16:30	SS
79-00-5	1,1,2-Trichloroethane	ND		ug/L	1.3	5.0	1	EPA 8260C	07/23/2014 08:12	07/23/2014 16:30	SS
75-34-3	1,1-Dichloroethane	ND		ug/L	0.42	5.0	1	EPA 8260C	07/23/2014 08:12	07/23/2014 16:30	SS
75-35-4	**1,1-Dichloroethylene**	**2.7**	J	ug/L	0.52	5.0	1	EPA 8260C	07/23/2014 08:12	07/23/2014 16:30	SS
563-58-6	1,1-Dichloropropylene	ND		ug/L	0.26	5.0	1	EPA 8260C	07/23/2014 08:12	07/23/2014 16:30	SS
87-61-6	1,2,3-Trichlorobenzene	ND		ug/L	0.99	10	1	EPA 8260C	07/23/2014 08:12	07/23/2014 16:30	SS
96-18-4	1,2,3-Trichloropropane	ND		ug/L	0.73	5.0	1	EPA 8260C	07/23/2014 08:12	07/23/2014 16:30	SS
120-82-1	1,2,4-Trichlorobenzene	ND		ug/L	0.91	10	1	EPA 8260C	07/23/2014 08:12	07/23/2014 16:30	SS
96-12-8	1,2-Dibromo-3-chloropropane	ND		ug/L	0.98	10	1	EPA 8260C	07/23/2014 08:12	07/23/2014 16:30	SS
106-93-4	1,2-Dibromoethane	ND		ug/L	0.44	5.0	1	EPA 8260C	07/23/2014 08:12	07/23/2014 16:30	SS
95-50-1	1,2-Dichlorobenzene	ND		ug/L	0.40	5.0	1	EPA 8260C	07/23/2014 08:12	07/23/2014 16:30	SS
107-06-2	1,2-Dichloroethane	ND		ug/L	0.36	5.0	1	EPA 8260C	07/23/2014 08:12	07/23/2014 16:30	SS
78-87-5	1,2-Dichloropropane	ND		ug/L	0.23	5.0	1	EPA 8260C	07/23/2014 08:12	07/23/2014 16:30	SS
541-73-1	1,3-Dichlorobenzene	ND		ug/L	0.47	5.0	1	EPA 8260C	07/23/2014 08:12	07/23/2014 16:30	SS
142-28-9	1,3-Dichloropropane	ND		ug/L	0.55	5.0	1	EPA 8260C	07/23/2014 08:12	07/23/2014 16:30	SS
106-46-7	1,4-Dichlorobenzene	ND		ug/L	0.62	5.0	1	EPA 8260C	07/23/2014 08:12	07/23/2014 16:30	SS
594-20-7	2,2-Dichloropropane	ND		ug/L	0.42	5.0	1	EPA 8260C	07/23/2014 08:12	07/23/2014 16:30	SS
95-49-8	2-Chlorotoluene	ND		ug/L	0.43	5.0	1	EPA 8260C	07/23/2014 08:12	07/23/2014 16:30	SS
106-43-4	4-Chlorotoluene	ND		ug/L	0.31	5.0	1	EPA 8260C	07/23/2014 08:12	07/23/2014 16:30	SS
108-86-1	Bromobenzene	ND		ug/L	1.0	5.0	1	EPA 8260C	07/23/2014 08:12	07/23/2014 16:30	SS
74-97-5	Bromochloromethane	ND		ug/L	0.54	5.0	1	EPA 8260C	07/23/2014 08:12	07/23/2014 16:30	SS
75-27-4	Bromodichloromethane	ND		ug/L	0.41	5.0	1	EPA 8260C	07/23/2014 08:12	07/23/2014 16:30	SS
75-25-2	Bromoform	ND		ug/L	0.58	5.0	1	EPA 8260C	07/23/2014 08:12	07/23/2014 16:30	SS
74-83-9	Bromomethane	ND		ug/L	2.0	5.0	1	EPA 8260C	07/23/2014 08:12	07/23/2014 16:30	SS
56-23-5	**Carbon tetrachloride**	**250**		ug/L	14	120	25	EPA 8260C	07/23/2014 08:12	07/26/2014 22:54	BK
108-90-7	Chlorobenzene	ND		ug/L	0.38	5.0	1	EPA 8260C	07/23/2014 08:12	07/23/2014 16:30	SS
75-00-3	Chloroethane	ND		ug/L	2.8	5.0	1	EPA 8260C	07/23/2014 08:12	07/23/2014 16:30	SS
67-66-3	**Chloroform**	**14**		ug/L	0.42	5.0	1	EPA 8260C	07/23/2014 08:12	07/23/2014 16:30	SS
74-87-3	Chloromethane	ND		ug/L	0.41	5.0	1	EPA 8260C	07/23/2014 08:12	07/23/2014 16:30	SS
156-59-2	**cis-1,2-Dichloroethylene**	**3.5**	J	ug/L	0.43	5.0	1	EPA 8260C	07/23/2014 08:12	07/23/2014 16:30	SS
10061-01-5	cis-1,3-Dichloropropylene	ND		ug/L	0.41	5.0	1	EPA 8260C	07/23/2014 08:12	07/23/2014 16:30	SS

Sample Information

Client Sample ID: **EW-13** **York Sample ID:** **14G0786-01**

York Project (SDG) No.	Client Project ID	Matrix	Collection Date/Time	Date Received
14G0786	SNYGEN	Water	July 18, 2014 12:57 pm	07/18/2014

Volatile Organics, 8260 Halogenated List

Log-in Notes: **Sample Notes:**

Sample Prepared by Method: EPA 5030B

CAS No.	Parameter	Result	Flag	Units	Reported to LOD/MDL	LOQ	Dilution	Reference Method	Date/Time Prepared	Date/Time Analyzed	Analyst
124-48-1	Dibromochloromethane	ND		ug/L	0.39	5.0	1	EPA 8260C	07/23/2014 08:12	07/23/2014 16:30	SS
74-95-3	Dibromomethane	ND		ug/L	0.58	5.0	1	EPA 8260C	07/23/2014 08:12	07/23/2014 16:30	SS
75-71-8	Dichlorodifluoromethane	ND		ug/L	0.35	5.0	1	EPA 8260C	07/23/2014 08:12	07/23/2014 16:30	SS
87-68-3	Hexachlorobutadiene	ND		ug/L	0.68	5.0	1	EPA 8260C	07/23/2014 08:12	07/23/2014 16:30	SS
75-09-2	Methylene chloride	ND		ug/L	2.4	10	1	EPA 8260C	07/23/2014 08:12	07/23/2014 16:30	SS
127-18-4	**Tetrachloroethylene**	**88**		ug/L	0.41	5.0	1	EPA 8260C	07/23/2014 08:12	07/23/2014 16:30	SS
156-60-5	trans-1,2-Dichloroethylene	ND		ug/L	0.52	5.0	1	EPA 8260C	07/23/2014 08:12	07/23/2014 16:30	SS
10061-02-6	trans-1,3-Dichloropropylene	ND		ug/L	0.67	5.0	1	EPA 8260C	07/23/2014 08:12	07/23/2014 16:30	SS
79-01-6	**Trichloroethylene**	**1900**		ug/L	4.1	120	25	EPA 8260C	07/23/2014 08:12	07/26/2014 22:54	BK
75-69-4	Trichlorofluoromethane	ND		ug/L	0.54	5.0	1	EPA 8260C	07/23/2014 08:12	07/23/2014 16:30	SS
75-01-4	Vinyl Chloride	ND		ug/L	0.68	5.0	1	EPA 8260C	07/23/2014 08:12	07/23/2014 16:30	SS

	Surrogate Recoveries	Result	Acceptance Range
17060-07-0	*Surrogate: 1,2-Dichloroethane-d4*	*107 %*	*81-123*
460-00-4	*Surrogate: p-Bromofluorobenzene*	*93.5 %*	*70-128*
2037-26-5	*Surrogate: Toluene-d8*	*95.1 %*	*88-114*

Methane, Ethane & Ethylene

Log-in Notes: **Sample Notes:**

Sample Prepared by Method: Preparation for GC Analysis

CAS No.	Parameter	Result	Flag	Units	LOD/MDL	Reported to LOQ	Dilution	Reference Method	Date/Time Prepared	Date/Time Analyzed	Analyst
74-82-8	* Methane	ND		ug/L	10	10	1	GC/Headspace	07/23/2014 07:34	07/23/2014 12:51	RB
74-84-0	* Ethane	ND		ug/L	10	10	1	GC/Headspace	07/23/2014 07:34	07/23/2014 12:51	RB
74-85-1	* Ethylene (Ethene)	ND		ug/L	10	10	1	GC/Headspace	07/23/2014 07:34	07/23/2014 12:51	RB

Sample Information

Client Sample ID: **EW-14** **York Sample ID:** **14G0786-02**

York Project (SDG) No.	Client Project ID	Matrix	Collection Date/Time	Date Received
14G0786	SNYGEN	Water	July 18, 2014 11:42 am	07/18/2014

Volatile Organics, 8260 Halogenated List

Log-in Notes: **Sample Notes:**

Sample Prepared by Method: EPA 5030B

CAS No.	Parameter	Result	Flag	Units	Reported to LOD/MDL	LOQ	Dilution	Reference Method	Date/Time Prepared	Date/Time Analyzed	Analyst
630-20-6	1,1,1,2-Tetrachloroethane	ND		ug/L	0.32	5.0	1	EPA 8260C	07/23/2014 08:12	07/23/2014 17:05	SS
71-55-6	**1,1,1-Trichloroethane**	**28**		ug/L	0.23	5.0	1	EPA 8260C	07/23/2014 08:12	07/23/2014 17:05	SS

Sample Information

Client Sample ID: **EW-14** **York Sample ID:** **14G0786-02**

York Project (SDG) No.	Client Project ID	Matrix	Collection Date/Time	Date Received
14G0786	SNYGEN	Water	July 18, 2014 11:42 am	07/18/2014

Volatile Organics, 8260 Halogenated List **Log-in Notes:** **Sample Notes:**

Sample Prepared by Method: EPA 5030B

CAS No.	Parameter	Result	Flag	Units	Reported to LOD/MDL	LOQ	Dilution	Reference Method	Date/Time Prepared	Date/Time Analyzed	Analyst
79-34-5	1,1,2,2-Tetrachloroethane	ND		ug/L	0.59	5.0	1	EPA 8260C	07/23/2014 08:12	07/23/2014 17:05	SS
76-13-1	1,1,2-Trichloro-1,2,2-trifluoroethane (Freon 113)	ND		ug/L	0.34	5.0	1	EPA 8260C	07/23/2014 08:12	07/23/2014 17:05	SS
79-00-5	1,1,2-Trichloroethane	ND		ug/L	1.3	5.0	1	EPA 8260C	07/23/2014 08:12	07/23/2014 17:05	SS
75-34-3	**1,1-Dichloroethane**	**2.0**	J	ug/L	0.42	5.0	1	EPA 8260C	07/23/2014 08:12	07/23/2014 17:05	SS
75-35-4	**1,1-Dichloroethylene**	**7.4**		ug/L	0.52	5.0	1	EPA 8260C	07/23/2014 08:12	07/23/2014 17:05	SS
563-58-6	1,1-Dichloropropylene	ND		ug/L	0.26	5.0	1	EPA 8260C	07/23/2014 08:12	07/23/2014 17:05	SS
87-61-6	1,2,3-Trichlorobenzene	ND		ug/L	0.99	10	1	EPA 8260C	07/23/2014 08:12	07/23/2014 17:05	SS
96-18-4	1,2,3-Trichloropropane	ND		ug/L	0.73	5.0	1	EPA 8260C	07/23/2014 08:12	07/23/2014 17:05	SS
120-82-1	1,2,4-Trichlorobenzene	ND		ug/L	0.91	10	1	EPA 8260C	07/23/2014 08:12	07/23/2014 17:05	SS
96-12-8	1,2-Dibromo-3-chloropropane	ND		ug/L	0.98	10	1	EPA 8260C	07/23/2014 08:12	07/23/2014 17:05	SS
106-93-4	1,2-Dibromoethane	ND		ug/L	0.44	5.0	1	EPA 8260C	07/23/2014 08:12	07/23/2014 17:05	SS
95-50-1	1,2-Dichlorobenzene	ND		ug/L	0.40	5.0	1	EPA 8260C	07/23/2014 08:12	07/23/2014 17:05	SS
107-06-2	1,2-Dichloroethane	ND		ug/L	0.36	5.0	1	EPA 8260C	07/23/2014 08:12	07/23/2014 17:05	SS
78-87-5	1,2-Dichloropropane	ND		ug/L	0.23	5.0	1	EPA 8260C	07/23/2014 08:12	07/23/2014 17:05	SS
541-73-1	1,3-Dichlorobenzene	ND		ug/L	0.47	5.0	1	EPA 8260C	07/23/2014 08:12	07/23/2014 17:05	SS
142-28-9	1,3-Dichloropropane	ND		ug/L	0.55	5.0	1	EPA 8260C	07/23/2014 08:12	07/23/2014 17:05	SS
106-46-7	1,4-Dichlorobenzene	ND		ug/L	0.62	5.0	1	EPA 8260C	07/23/2014 08:12	07/23/2014 17:05	SS
594-20-7	2,2-Dichloropropane	ND		ug/L	0.42	5.0	1	EPA 8260C	07/23/2014 08:12	07/23/2014 17:05	SS
95-49-8	2-Chlorotoluene	ND		ug/L	0.43	5.0	1	EPA 8260C	07/23/2014 08:12	07/23/2014 17:05	SS
106-43-4	4-Chlorotoluene	ND		ug/L	0.31	5.0	1	EPA 8260C	07/23/2014 08:12	07/23/2014 17:05	SS
108-86-1	Bromobenzene	ND		ug/L	1.0	5.0	1	EPA 8260C	07/23/2014 08:12	07/23/2014 17:05	SS
74-97-5	Bromochloromethane	ND		ug/L	0.54	5.0	1	EPA 8260C	07/23/2014 08:12	07/23/2014 17:05	SS
75-27-4	Bromodichloromethane	ND		ug/L	0.41	5.0	1	EPA 8260C	07/23/2014 08:12	07/23/2014 17:05	SS
75-25-2	Bromoform	ND		ug/L	0.58	5.0	1	EPA 8260C	07/23/2014 08:12	07/23/2014 17:05	SS
74-83-9	Bromomethane	ND		ug/L	2.0	5.0	1	EPA 8260C	07/23/2014 08:12	07/23/2014 17:05	SS
56-23-5	**Carbon tetrachloride**	**13**		ug/L	0.56	5.0	1	EPA 8260C	07/23/2014 08:12	07/23/2014 17:05	SS
108-90-7	Chlorobenzene	ND		ug/L	0.38	5.0	1	EPA 8260C	07/23/2014 08:12	07/23/2014 17:05	SS
75-00-3	Chloroethane	ND		ug/L	2.8	5.0	1	EPA 8260C	07/23/2014 08:12	07/23/2014 17:05	SS
67-66-3	**Chloroform**	**2.4**	J	ug/L	0.42	5.0	1	EPA 8260C	07/23/2014 08:12	07/23/2014 17:05	SS
74-87-3	Chloromethane	ND		ug/L	0.41	5.0	1	EPA 8260C	07/23/2014 08:12	07/23/2014 17:05	SS
156-59-2	**cis-1,2-Dichloroethylene**	**4.5**	J	ug/L	0.43	5.0	1	EPA 8260C	07/23/2014 08:12	07/23/2014 17:05	SS
10061-01-5	cis-1,3-Dichloropropylene	ND		ug/L	0.41	5.0	1	EPA 8260C	07/23/2014 08:12	07/23/2014 17:05	SS
124-48-1	Dibromochloromethane	ND		ug/L	0.39	5.0	1	EPA 8260C	07/23/2014 08:12	07/23/2014 17:05	SS
74-95-3	Dibromomethane	ND		ug/L	0.58	5.0	1	EPA 8260C	07/23/2014 08:12	07/23/2014 17:05	SS
75-71-8	Dichlorodifluoromethane	ND		ug/L	0.35	5.0	1	EPA 8260C	07/23/2014 08:12	07/23/2014 17:05	SS
87-68-3	Hexachlorobutadiene	ND		ug/L	0.68	5.0	1	EPA 8260C	07/23/2014 08:12	07/23/2014 17:05	SS

Sample Information

Client Sample ID: **EW-14** **York Sample ID:** **14G0786-02**

York Project (SDG) No.	Client Project ID	Matrix	Collection Date/Time	Date Received
14G0786	SNYGEN	Water	July 18, 2014 11:42 am	07/18/2014

Volatile Organics, 8260 Halogenated List

Log-in Notes: **Sample Notes:**

Sample Prepared by Method: EPA 5030B

CAS No.	Parameter	Result	Flag	Units	Reported to LOD/MDL	LOQ	Dilution	Reference Method	Date/Time Prepared	Date/Time Analyzed	Analyst
75-09-2	Methylene chloride	ND		ug/L	2.4	10	1	EPA 8260C	07/23/2014 08:12	07/23/2014 17:05	SS
127-18-4	**Tetrachloroethylene**	**9.6**		ug/L	0.41	5.0	1	EPA 8260C	07/23/2014 08:12	07/23/2014 17:05	SS
156-60-5	trans-1,2-Dichloroethylene	ND		ug/L	0.52	5.0	1	EPA 8260C	07/23/2014 08:12	07/23/2014 17:05	SS
10061-02-6	trans-1,3-Dichloropropylene	ND		ug/L	0.67	5.0	1	EPA 8260C	07/23/2014 08:12	07/23/2014 17:05	SS
79-01-6	**Trichloroethylene**	**2000**		ug/L	4.1	120	25	EPA 8260C	07/23/2014 08:12	07/26/2014 23:27	BK
75-69-4	Trichlorofluoromethane	ND		ug/L	0.54	5.0	1	EPA 8260C	07/23/2014 08:12	07/23/2014 17:05	SS
75-01-4	Vinyl Chloride	ND		ug/L	0.68	5.0	1	EPA 8260C	07/23/2014 08:12	07/23/2014 17:05	SS

	Surrogate Recoveries	Result	Acceptance Range
17060-07-0	*Surrogate: 1,2-Dichloroethane-d4*	*106 %*	*81-123*
460-00-4	*Surrogate: p-Bromofluorobenzene*	*96.7 %*	*70-128*
2037-26-5	*Surrogate: Toluene-d8*	*101 %*	*88-114*

Methane, Ethane & Ethylene

Log-in Notes: **Sample Notes:**

Sample Prepared by Method: Preparation for GC Analysis

CAS No.	Parameter	Result	Flag	Units	LOD/MDL	Reported to LOQ	Dilution	Reference Method	Date/Time Prepared	Date/Time Analyzed	Analyst
74-82-8	* Methane	ND		ug/L	10	10	1	GC/Headspace	07/23/2014 07:34	07/23/2014 13:14	RB
74-84-0	* Ethane	ND		ug/L	10	10	1	GC/Headspace	07/23/2014 07:34	07/23/2014 13:14	RB
74-85-1	* Ethylene (Ethene)	ND		ug/L	10	10	1	GC/Headspace	07/23/2014 07:34	07/23/2014 13:14	RB

Sample Information

Client Sample ID: **EWX-14** **York Sample ID:** **14G0786-03**

York Project (SDG) No.	Client Project ID	Matrix	Collection Date/Time	Date Received
14G0786	SNYGEN	Water	July 18, 2014 12:00 pm	07/18/2014

Volatile Organics, 8260 Halogenated List

Log-in Notes: **Sample Notes:**

Sample Prepared by Method: EPA 5030B

CAS No.	Parameter	Result	Flag	Units	Reported to LOD/MDL	LOQ	Dilution	Reference Method	Date/Time Prepared	Date/Time Analyzed	Analyst
630-20-6	1,1,1,2-Tetrachloroethane	ND		ug/L	0.32	5.0	1	EPA 8260C	07/23/2014 08:12	07/23/2014 17:40	SS
71-55-6	**1,1,1-Trichloroethane**	**28**		ug/L	0.23	5.0	1	EPA 8260C	07/23/2014 08:12	07/23/2014 17:40	SS
79-34-5	1,1,2,2-Tetrachloroethane	ND		ug/L	0.59	5.0	1	EPA 8260C	07/23/2014 08:12	07/23/2014 17:40	SS
76-13-1	1,1,2-Trichloro-1,2,2-trifluoroethane (Freon 113)	ND		ug/L	0.34	5.0	1	EPA 8260C	07/23/2014 08:12	07/23/2014 17:40	SS
79-00-5	1,1,2-Trichloroethane	ND		ug/L	1.3	5.0	1	EPA 8260C	07/23/2014 08:12	07/23/2014 17:40	SS

Sample Information

Client Sample ID: **EWX-14** **York Sample ID:** **14G0786-03**

York Project (SDG) No.	Client Project ID	Matrix	Collection Date/Time	Date Received
14G0786	SNYGEN	Water	July 18, 2014 12:00 pm	07/18/2014

Volatile Organics, 8260 Halogenated List **Log-in Notes:** **Sample Notes:**

Sample Prepared by Method: EPA 5030B

CAS No.	Parameter	Result	Flag	Units	Reported to LOD/MDL	LOQ	Dilution	Reference Method	Date/Time Prepared	Date/Time Analyzed	Analyst
75-34-3	**1,1-Dichloroethane**	**1.9**	J	ug/L	0.42	5.0	1	EPA 8260C	07/23/2014 08:12	07/23/2014 17:40	SS
75-35-4	**1,1-Dichloroethylene**	**7.0**		ug/L	0.52	5.0	1	EPA 8260C	07/23/2014 08:12	07/23/2014 17:40	SS
563-58-6	1,1-Dichloropropylene	ND		ug/L	0.26	5.0	1	EPA 8260C	07/23/2014 08:12	07/23/2014 17:40	SS
87-61-6	1,2,3-Trichlorobenzene	ND		ug/L	0.99	10	1	EPA 8260C	07/23/2014 08:12	07/23/2014 17:40	SS
96-18-4	1,2,3-Trichloropropane	ND		ug/L	0.73	5.0	1	EPA 8260C	07/23/2014 08:12	07/23/2014 17:40	SS
120-82-1	1,2,4-Trichlorobenzene	ND		ug/L	0.91	10	1	EPA 8260C	07/23/2014 08:12	07/23/2014 17:40	SS
96-12-8	1,2-Dibromo-3-chloropropane	ND		ug/L	0.98	10	1	EPA 8260C	07/23/2014 08:12	07/23/2014 17:40	SS
106-93-4	1,2-Dibromoethane	ND		ug/L	0.44	5.0	1	EPA 8260C	07/23/2014 08:12	07/23/2014 17:40	SS
95-50-1	1,2-Dichlorobenzene	ND		ug/L	0.40	5.0	1	EPA 8260C	07/23/2014 08:12	07/23/2014 17:40	SS
107-06-2	1,2-Dichloroethane	ND		ug/L	0.36	5.0	1	EPA 8260C	07/23/2014 08:12	07/23/2014 17:40	SS
78-87-5	1,2-Dichloropropane	ND		ug/L	0.23	5.0	1	EPA 8260C	07/23/2014 08:12	07/23/2014 17:40	SS
541-73-1	1,3-Dichlorobenzene	ND		ug/L	0.47	5.0	1	EPA 8260C	07/23/2014 08:12	07/23/2014 17:40	SS
142-28-9	1,3-Dichloropropane	ND		ug/L	0.55	5.0	1	EPA 8260C	07/23/2014 08:12	07/23/2014 17:40	SS
106-46-7	1,4-Dichlorobenzene	ND		ug/L	0.62	5.0	1	EPA 8260C	07/23/2014 08:12	07/23/2014 17:40	SS
594-20-7	2,2-Dichloropropane	ND		ug/L	0.42	5.0	1	EPA 8260C	07/23/2014 08:12	07/23/2014 17:40	SS
95-49-8	2-Chlorotoluene	ND		ug/L	0.43	5.0	1	EPA 8260C	07/23/2014 08:12	07/23/2014 17:40	SS
106-43-4	4-Chlorotoluene	ND		ug/L	0.31	5.0	1	EPA 8260C	07/23/2014 08:12	07/23/2014 17:40	SS
108-86-1	Bromobenzene	ND		ug/L	1.0	5.0	1	EPA 8260C	07/23/2014 08:12	07/23/2014 17:40	SS
74-97-5	Bromochloromethane	ND		ug/L	0.54	5.0	1	EPA 8260C	07/23/2014 08:12	07/23/2014 17:40	SS
75-27-4	Bromodichloromethane	ND		ug/L	0.41	5.0	1	EPA 8260C	07/23/2014 08:12	07/23/2014 17:40	SS
75-25-2	Bromoform	ND		ug/L	0.58	5.0	1	EPA 8260C	07/23/2014 08:12	07/23/2014 17:40	SS
74-83-9	Bromomethane	ND		ug/L	2.0	5.0	1	EPA 8260C	07/23/2014 08:12	07/23/2014 17:40	SS
56-23-5	**Carbon tetrachloride**	**13**		ug/L	0.56	5.0	1	EPA 8260C	07/23/2014 08:12	07/23/2014 17:40	SS
108-90-7	Chlorobenzene	ND		ug/L	0.38	5.0	1	EPA 8260C	07/23/2014 08:12	07/23/2014 17:40	SS
75-00-3	Chloroethane	ND		ug/L	2.8	5.0	1	EPA 8260C	07/23/2014 08:12	07/23/2014 17:40	SS
67-66-3	**Chloroform**	**2.1**	J	ug/L	0.42	5.0	1	EPA 8260C	07/23/2014 08:12	07/23/2014 17:40	SS
74-87-3	Chloromethane	ND		ug/L	0.41	5.0	1	EPA 8260C	07/23/2014 08:12	07/23/2014 17:40	SS
156-59-2	**cis-1,2-Dichloroethylene**	**3.9**	J	ug/L	0.43	5.0	1	EPA 8260C	07/23/2014 08:12	07/23/2014 17:40	SS
10061-01-5	cis-1,3-Dichloropropylene	ND		ug/L	0.41	5.0	1	EPA 8260C	07/23/2014 08:12	07/23/2014 17:40	SS
124-48-1	Dibromochloromethane	ND		ug/L	0.39	5.0	1	EPA 8260C	07/23/2014 08:12	07/23/2014 17:40	SS
74-95-3	Dibromomethane	ND		ug/L	0.58	5.0	1	EPA 8260C	07/23/2014 08:12	07/23/2014 17:40	SS
75-71-8	Dichlorodifluoromethane	ND		ug/L	0.35	5.0	1	EPA 8260C	07/23/2014 08:12	07/23/2014 17:40	SS
87-68-3	Hexachlorobutadiene	ND		ug/L	0.68	5.0	1	EPA 8260C	07/23/2014 08:12	07/23/2014 17:40	SS
75-09-2	Methylene chloride	ND		ug/L	2.4	10	1	EPA 8260C	07/23/2014 08:12	07/23/2014 17:40	SS
127-18-4	**Tetrachloroethylene**	**9.8**		ug/L	0.41	5.0	1	EPA 8260C	07/23/2014 08:12	07/23/2014 17:40	SS
156-60-5	trans-1,2-Dichloroethylene	ND		ug/L	0.52	5.0	1	EPA 8260C	07/23/2014 08:12	07/23/2014 17:40	SS

Sample Information

Client Sample ID: **EWX-14** **York Sample ID:** **14G0786-03**

York Project (SDG) No.	Client Project ID	Matrix	Collection Date/Time	Date Received
14G0786	SNYGEN	Water	July 18, 2014 12:00 pm	07/18/2014

Volatile Organics, 8260 Halogenated List

Log-in Notes: **Sample Notes:**

Sample Prepared by Method: EPA 5030B

CAS No.	Parameter	Result	Flag	Units	Reported to LOD/MDL	LOQ	Dilution	Reference Method	Date/Time Prepared	Date/Time Analyzed	Analyst
10061-02-6	trans-1,3-Dichloropropylene	ND		ug/L	0.67	5.0	1	EPA 8260C	07/23/2014 08:12	07/23/2014 17:40	SS
79-01-6	**Trichloroethylene**	**1600**		ug/L	8.2	250	50	EPA 8260C	07/23/2014 08:12	07/27/2014 00:01	BK
75-69-4	Trichlorofluoromethane	ND		ug/L	0.54	5.0	1	EPA 8260C	07/23/2014 08:12	07/23/2014 17:40	SS
75-01-4	Vinyl Chloride	ND		ug/L	0.68	5.0	1	EPA 8260C	07/23/2014 08:12	07/23/2014 17:40	SS

	Surrogate Recoveries	Result	Acceptance Range
17060-07-0	*Surrogate: 1,2-Dichloroethane-d4*	*99.2 %*	*81-123*
460-00-4	*Surrogate: p-Bromofluorobenzene*	*99.6 %*	*70-128*
2037-26-5	*Surrogate: Toluene-d8*	*99.2 %*	*88-114*

Methane, Ethane & Ethylene

Log-in Notes: **Sample Notes:**

Sample Prepared by Method: Preparation for GC Analysis

CAS No.	Parameter	Result	Flag	Units	LOD/MDL	Reported to LOQ	Dilution	Reference Method	Date/Time Prepared	Date/Time Analyzed	Analyst
74-82-8	* Methane	ND		ug/L	10	10	1	GC/Headspace	07/23/2014 07:34	07/23/2014 13:24	RB
74-84-0	* Ethane	ND		ug/L	10	10	1	GC/Headspace	07/23/2014 07:34	07/23/2014 13:24	RB
74-85-1	* Ethylene (Ethene)	ND		ug/L	10	10	1	GC/Headspace	07/23/2014 07:34	07/23/2014 13:24	RB

Sample Information

Client Sample ID: **EW-15** **York Sample ID:** **14G0786-04**

York Project (SDG) No.	Client Project ID	Matrix	Collection Date/Time	Date Received
14G0786	SNYGEN	Water	July 18, 2014 11:08 am	07/18/2014

Volatile Organics, 8260 Halogenated List

Log-in Notes: **Sample Notes:**

Sample Prepared by Method: EPA 5030B

CAS No.	Parameter	Result	Flag	Units	Reported to LOD/MDL	LOQ	Dilution	Reference Method	Date/Time Prepared	Date/Time Analyzed	Analyst
630-20-6	1,1,1,2-Tetrachloroethane	ND		ug/L	0.32	5.0	1	EPA 8260C	07/23/2014 08:12	07/23/2014 18:14	SS
71-55-6	**1,1,1-Trichloroethane**	**37**		ug/L	0.23	5.0	1	EPA 8260C	07/23/2014 08:12	07/23/2014 18:14	SS
79-34-5	1,1,2,2-Tetrachloroethane	ND		ug/L	0.59	5.0	1	EPA 8260C	07/23/2014 08:12	07/23/2014 18:14	SS
76-13-1	1,1,2-Trichloro-1,2,2-trifluoroethane (Freon 113)	ND		ug/L	0.34	5.0	1	EPA 8260C	07/23/2014 08:12	07/23/2014 18:14	SS
79-00-5	1,1,2-Trichloroethane	ND		ug/L	1.3	5.0	1	EPA 8260C	07/23/2014 08:12	07/23/2014 18:14	SS
75-34-3	**1,1-Dichloroethane**	**2.1**	J	ug/L	0.42	5.0	1	EPA 8260C	07/23/2014 08:12	07/23/2014 18:14	SS
75-35-4	**1,1-Dichloroethylene**	**2.4**	J	ug/L	0.52	5.0	1	EPA 8260C	07/23/2014 08:12	07/23/2014 18:14	SS
563-58-6	1,1-Dichloropropylene	ND		ug/L	0.26	5.0	1	EPA 8260C	07/23/2014 08:12	07/23/2014 18:14	SS

Sample Information

Client Sample ID: **EW-15** **York Sample ID:** **14G0786-04**

York Project (SDG) No.	Client Project ID	Matrix	Collection Date/Time	Date Received
14G0786	SNYGEN	Water	July 18, 2014 11:08 am	07/18/2014

Volatile Organics, 8260 Halogenated List **Log-in Notes:** **Sample Notes:**

Sample Prepared by Method: EPA 5030B

CAS No.	Parameter	Result	Flag	Units	Reported to LOD/MDL	LOQ	Dilution	Reference Method	Date/Time Prepared	Date/Time Analyzed	Analyst
87-61-6	1,2,3-Trichlorobenzene	ND		ug/L	0.99	10	1	EPA 8260C	07/23/2014 08:12	07/23/2014 18:14	SS
96-18-4	1,2,3-Trichloropropane	ND		ug/L	0.73	5.0	1	EPA 8260C	07/23/2014 08:12	07/23/2014 18:14	SS
120-82-1	1,2,4-Trichlorobenzene	ND		ug/L	0.91	10	1	EPA 8260C	07/23/2014 08:12	07/23/2014 18:14	SS
96-12-8	1,2-Dibromo-3-chloropropane	ND		ug/L	0.98	10	1	EPA 8260C	07/23/2014 08:12	07/23/2014 18:14	SS
106-93-4	1,2-Dibromoethane	ND		ug/L	0.44	5.0	1	EPA 8260C	07/23/2014 08:12	07/23/2014 18:14	SS
95-50-1	1,2-Dichlorobenzene	ND		ug/L	0.40	5.0	1	EPA 8260C	07/23/2014 08:12	07/23/2014 18:14	SS
107-06-2	1,2-Dichloroethane	ND		ug/L	0.36	5.0	1	EPA 8260C	07/23/2014 08:12	07/23/2014 18:14	SS
78-87-5	1,2-Dichloropropane	ND		ug/L	0.23	5.0	1	EPA 8260C	07/23/2014 08:12	07/23/2014 18:14	SS
541-73-1	1,3-Dichlorobenzene	ND		ug/L	0.47	5.0	1	EPA 8260C	07/23/2014 08:12	07/23/2014 18:14	SS
142-28-9	1,3-Dichloropropane	ND		ug/L	0.55	5.0	1	EPA 8260C	07/23/2014 08:12	07/23/2014 18:14	SS
106-46-7	1,4-Dichlorobenzene	ND		ug/L	0.62	5.0	1	EPA 8260C	07/23/2014 08:12	07/23/2014 18:14	SS
594-20-7	2,2-Dichloropropane	ND		ug/L	0.42	5.0	1	EPA 8260C	07/23/2014 08:12	07/23/2014 18:14	SS
95-49-8	2-Chlorotoluene	ND		ug/L	0.43	5.0	1	EPA 8260C	07/23/2014 08:12	07/23/2014 18:14	SS
106-43-4	4-Chlorotoluene	ND		ug/L	0.31	5.0	1	EPA 8260C	07/23/2014 08:12	07/23/2014 18:14	SS
108-86-1	Bromobenzene	ND		ug/L	1.0	5.0	1	EPA 8260C	07/23/2014 08:12	07/23/2014 18:14	SS
74-97-5	Bromochloromethane	ND		ug/L	0.54	5.0	1	EPA 8260C	07/23/2014 08:12	07/23/2014 18:14	SS
75-27-4	Bromodichloromethane	ND		ug/L	0.41	5.0	1	EPA 8260C	07/23/2014 08:12	07/23/2014 18:14	SS
75-25-2	Bromoform	ND		ug/L	0.58	5.0	1	EPA 8260C	07/23/2014 08:12	07/23/2014 18:14	SS
74-83-9	Bromomethane	ND		ug/L	2.0	5.0	1	EPA 8260C	07/23/2014 08:12	07/23/2014 18:14	SS
56-23-5	**Carbon tetrachloride**	**36**		ug/L	0.56	5.0	1	EPA 8260C	07/23/2014 08:12	07/23/2014 18:14	SS
108-90-7	Chlorobenzene	ND		ug/L	0.38	5.0	1	EPA 8260C	07/23/2014 08:12	07/23/2014 18:14	SS
75-00-3	Chloroethane	ND		ug/L	2.8	5.0	1	EPA 8260C	07/23/2014 08:12	07/23/2014 18:14	SS
67-66-3	**Chloroform**	**12**		ug/L	0.42	5.0	1	EPA 8260C	07/23/2014 08:12	07/23/2014 18:14	SS
74-87-3	Chloromethane	ND		ug/L	0.41	5.0	1	EPA 8260C	07/23/2014 08:12	07/23/2014 18:14	SS
156-59-2	**cis-1,2-Dichloroethylene**	**6.3**		ug/L	0.43	5.0	1	EPA 8260C	07/23/2014 08:12	07/23/2014 18:14	SS
10061-01-5	cis-1,3-Dichloropropylene	ND		ug/L	0.41	5.0	1	EPA 8260C	07/23/2014 08:12	07/23/2014 18:14	SS
124-48-1	Dibromochloromethane	ND		ug/L	0.39	5.0	1	EPA 8260C	07/23/2014 08:12	07/23/2014 18:14	SS
74-95-3	Dibromomethane	ND		ug/L	0.58	5.0	1	EPA 8260C	07/23/2014 08:12	07/23/2014 18:14	SS
75-71-8	Dichlorodifluoromethane	ND		ug/L	0.35	5.0	1	EPA 8260C	07/23/2014 08:12	07/23/2014 18:14	SS
87-68-3	Hexachlorobutadiene	ND		ug/L	0.68	5.0	1	EPA 8260C	07/23/2014 08:12	07/23/2014 18:14	SS
75-09-2	Methylene chloride	ND		ug/L	2.4	10	1	EPA 8260C	07/23/2014 08:12	07/23/2014 18:14	SS
127-18-4	**Tetrachloroethylene**	**17**		ug/L	0.41	5.0	1	EPA 8260C	07/23/2014 08:12	07/23/2014 18:14	SS
156-60-5	trans-1,2-Dichloroethylene	ND		ug/L	0.52	5.0	1	EPA 8260C	07/23/2014 08:12	07/23/2014 18:14	SS
10061-02-6	trans-1,3-Dichloropropylene	ND		ug/L	0.67	5.0	1	EPA 8260C	07/23/2014 08:12	07/23/2014 18:14	SS
79-01-6	**Trichloroethylene**	**1800**		ug/L	4.1	120	25	EPA 8260C	07/23/2014 08:12	07/27/2014 00:35	BK
75-69-4	Trichlorofluoromethane	ND		ug/L	0.54	5.0	1	EPA 8260C	07/23/2014 08:12	07/23/2014 18:14	SS

Sample Information

Client Sample ID: **EW-15** **York Sample ID:** **14G0786-04**

York Project (SDG) No.	Client Project ID	Matrix	Collection Date/Time	Date Received
14G0786	SNYGEN	Water	July 18, 2014 11:08 am	07/18/2014

Volatile Organics, 8260 Halogenated List

Log-in Notes: **Sample Notes:**

Sample Prepared by Method: EPA 5030B

CAS No.	Parameter	Result	Flag	Units	Reported to LOD/MDL	LOQ	Dilution	Reference Method	Date/Time Prepared	Date/Time Analyzed	Analyst
75-01-4	Vinyl Chloride	ND		ug/L	0.68	5.0	1	EPA 8260C	07/23/2014 08:12	07/23/2014 18:14	SS

	Surrogate Recoveries	Result	Acceptance Range
17060-07-0	*Surrogate: 1,2-Dichloroethane-d4*	*107 %*	*81-123*
460-00-4	*Surrogate: p-Bromofluorobenzene*	*97.0 %*	*70-128*
2037-26-5	*Surrogate: Toluene-d8*	*100 %*	*88-114*

Methane, Ethane & Ethylene

Log-in Notes: **Sample Notes:**

Sample Prepared by Method: Preparation for GC Analysis

CAS No.	Parameter	Result	Flag	Units	LOD/MDL	Reported to LOQ	Dilution	Reference Method	Date/Time Prepared	Date/Time Analyzed	Analyst
74-82-8	* Methane	ND		ug/L	10	10	1	GC/Headspace	07/23/2014 07:34	07/23/2014 13:32	RB
74-84-0	* Ethane	ND		ug/L	10	10	1	GC/Headspace	07/23/2014 07:34	07/23/2014 13:32	RB
74-85-1	* Ethylene (Ethene)	ND		ug/L	10	10	1	GC/Headspace	07/23/2014 07:34	07/23/2014 13:32	RB

Sample Information

Client Sample ID: **EW-16** **York Sample ID:** **14G0786-05**

York Project (SDG) No.	Client Project ID	Matrix	Collection Date/Time	Date Received
14G0786	SNYGEN	Water	July 18, 2014 10:25 am	07/18/2014

Volatile Organics, 8260 Halogenated List

Log-in Notes: **Sample Notes:**

Sample Prepared by Method: EPA 5030B

CAS No.	Parameter	Result	Flag	Units	Reported to LOD/MDL	LOQ	Dilution	Reference Method	Date/Time Prepared	Date/Time Analyzed	Analyst
630-20-6	1,1,1,2-Tetrachloroethane	ND		ug/L	0.32	5.0	1	EPA 8260C	07/23/2014 08:12	07/23/2014 18:49	SS
71-55-6	**1,1,1-Trichloroethane**	**4.9**	J	ug/L	0.23	5.0	1	EPA 8260C	07/23/2014 08:12	07/23/2014 18:49	SS
79-34-5	1,1,2,2-Tetrachloroethane	ND		ug/L	0.59	5.0	1	EPA 8260C	07/23/2014 08:12	07/23/2014 18:49	SS
76-13-1	1,1,2-Trichloro-1,2,2-trifluoroethane (Freon 113)	ND		ug/L	0.34	5.0	1	EPA 8260C	07/23/2014 08:12	07/23/2014 18:49	SS
79-00-5	1,1,2-Trichloroethane	ND		ug/L	1.3	5.0	1	EPA 8260C	07/23/2014 08:12	07/23/2014 18:49	SS
75-34-3	1,1-Dichloroethane	ND		ug/L	0.42	5.0	1	EPA 8260C	07/23/2014 08:12	07/23/2014 18:49	SS
75-35-4	1,1-Dichloroethylene	ND		ug/L	0.52	5.0	1	EPA 8260C	07/23/2014 08:12	07/23/2014 18:49	SS
563-58-6	1,1-Dichloropropylene	ND		ug/L	0.26	5.0	1	EPA 8260C	07/23/2014 08:12	07/23/2014 18:49	SS
87-61-6	1,2,3-Trichlorobenzene	ND		ug/L	0.99	10	1	EPA 8260C	07/23/2014 08:12	07/23/2014 18:49	SS
96-18-4	1,2,3-Trichloropropane	ND		ug/L	0.73	5.0	1	EPA 8260C	07/23/2014 08:12	07/23/2014 18:49	SS
120-82-1	1,2,4-Trichlorobenzene	ND		ug/L	0.91	10	1	EPA 8260C	07/23/2014 08:12	07/23/2014 18:49	SS

Sample Information

Client Sample ID: **EW-16** **York Sample ID:** **14G0786-05**

York Project (SDG) No.	Client Project ID	Matrix	Collection Date/Time	Date Received
14G0786	SNYGEN	Water	July 18, 2014 10:25 am	07/18/2014

Volatile Organics, 8260 Halogenated List **Log-in Notes:** **Sample Notes:**

Sample Prepared by Method: EPA 5030B

CAS No.	Parameter	Result	Flag	Units	Reported to LOD/MDL	LOQ	Dilution	Reference Method	Date/Time Prepared	Date/Time Analyzed	Analyst
96-12-8	1,2-Dibromo-3-chloropropane	ND		ug/L	0.98	10	1	EPA 8260C	07/23/2014 08:12	07/23/2014 18:49	SS
106-93-4	1,2-Dibromoethane	ND		ug/L	0.44	5.0	1	EPA 8260C	07/23/2014 08:12	07/23/2014 18:49	SS
95-50-1	1,2-Dichlorobenzene	ND		ug/L	0.40	5.0	1	EPA 8260C	07/23/2014 08:12	07/23/2014 18:49	SS
107-06-2	1,2-Dichloroethane	ND		ug/L	0.36	5.0	1	EPA 8260C	07/23/2014 08:12	07/23/2014 18:49	SS
78-87-5	1,2-Dichloropropane	ND		ug/L	0.23	5.0	1	EPA 8260C	07/23/2014 08:12	07/23/2014 18:49	SS
541-73-1	1,3-Dichlorobenzene	ND		ug/L	0.47	5.0	1	EPA 8260C	07/23/2014 08:12	07/23/2014 18:49	SS
142-28-9	1,3-Dichloropropane	ND		ug/L	0.55	5.0	1	EPA 8260C	07/23/2014 08:12	07/23/2014 18:49	SS
106-46-7	1,4-Dichlorobenzene	ND		ug/L	0.62	5.0	1	EPA 8260C	07/23/2014 08:12	07/23/2014 18:49	SS
594-20-7	2,2-Dichloropropane	ND		ug/L	0.42	5.0	1	EPA 8260C	07/23/2014 08:12	07/23/2014 18:49	SS
95-49-8	2-Chlorotoluene	ND		ug/L	0.43	5.0	1	EPA 8260C	07/23/2014 08:12	07/23/2014 18:49	SS
106-43-4	4-Chlorotoluene	ND		ug/L	0.31	5.0	1	EPA 8260C	07/23/2014 08:12	07/23/2014 18:49	SS
108-86-1	Bromobenzene	ND		ug/L	1.0	5.0	1	EPA 8260C	07/23/2014 08:12	07/23/2014 18:49	SS
74-97-5	Bromochloromethane	ND		ug/L	0.54	5.0	1	EPA 8260C	07/23/2014 08:12	07/23/2014 18:49	SS
75-27-4	Bromodichloromethane	ND		ug/L	0.41	5.0	1	EPA 8260C	07/23/2014 08:12	07/23/2014 18:49	SS
75-25-2	Bromoform	ND		ug/L	0.58	5.0	1	EPA 8260C	07/23/2014 08:12	07/23/2014 18:49	SS
74-83-9	Bromomethane	ND		ug/L	2.0	5.0	1	EPA 8260C	07/23/2014 08:12	07/23/2014 18:49	SS
56-23-5	**Carbon tetrachloride**	**0.88**	J	ug/L	0.56	5.0	1	EPA 8260C	07/23/2014 08:12	07/23/2014 18:49	SS
108-90-7	Chlorobenzene	ND		ug/L	0.38	5.0	1	EPA 8260C	07/23/2014 08:12	07/23/2014 18:49	SS
75-00-3	Chloroethane	ND		ug/L	2.8	5.0	1	EPA 8260C	07/23/2014 08:12	07/23/2014 18:49	SS
67-66-3	**Chloroform**	**4.2**	J	ug/L	0.42	5.0	1	EPA 8260C	07/23/2014 08:12	07/23/2014 18:49	SS
74-87-3	Chloromethane	ND		ug/L	0.41	5.0	1	EPA 8260C	07/23/2014 08:12	07/23/2014 18:49	SS
156-59-2	**cis-1,2-Dichloroethylene**	**9.6**		ug/L	0.43	5.0	1	EPA 8260C	07/23/2014 08:12	07/23/2014 18:49	SS
10061-01-5	cis-1,3-Dichloropropylene	ND		ug/L	0.41	5.0	1	EPA 8260C	07/23/2014 08:12	07/23/2014 18:49	SS
124-48-1	Dibromochloromethane	ND		ug/L	0.39	5.0	1	EPA 8260C	07/23/2014 08:12	07/23/2014 18:49	SS
74-95-3	Dibromomethane	ND		ug/L	0.58	5.0	1	EPA 8260C	07/23/2014 08:12	07/23/2014 18:49	SS
75-71-8	Dichlorodifluoromethane	ND		ug/L	0.35	5.0	1	EPA 8260C	07/23/2014 08:12	07/23/2014 18:49	SS
87-68-3	Hexachlorobutadiene	ND		ug/L	0.68	5.0	1	EPA 8260C	07/23/2014 08:12	07/23/2014 18:49	SS
75-09-2	Methylene chloride	ND		ug/L	2.4	10	1	EPA 8260C	07/23/2014 08:12	07/23/2014 18:49	SS
127-18-4	**Tetrachloroethylene**	**1.2**	J	ug/L	0.41	5.0	1	EPA 8260C	07/23/2014 08:12	07/23/2014 18:49	SS
156-60-5	trans-1,2-Dichloroethylene	ND		ug/L	0.52	5.0	1	EPA 8260C	07/23/2014 08:12	07/23/2014 18:49	SS
10061-02-6	trans-1,3-Dichloropropylene	ND		ug/L	0.67	5.0	1	EPA 8260C	07/23/2014 08:12	07/23/2014 18:49	SS
79-01-6	**Trichloroethylene**	**180**		ug/L	0.16	5.0	1	EPA 8260C	07/23/2014 08:12	07/23/2014 18:49	SS
75-69-4	Trichlorofluoromethane	ND		ug/L	0.54	5.0	1	EPA 8260C	07/23/2014 08:12	07/23/2014 18:49	SS
75-01-4	Vinyl Chloride	ND		ug/L	0.68	5.0	1	EPA 8260C	07/23/2014 08:12	07/23/2014 18:49	SS

	Surrogate Recoveries	Result	Acceptance Range
17060-07-0	*Surrogate: 1,2-Dichloroethane-d4*	*102 %*	*81-123*

Sample Information

Client Sample ID: **EW-16** **York Sample ID:** **14G0786-05**

York Project (SDG) No.	Client Project ID	Matrix	Collection Date/Time	Date Received
14G0786	SNYGEN	Water	July 18, 2014 10:25 am	07/18/2014

Volatile Organics, 8260 Halogenated List

Log-in Notes: **Sample Notes:**

Sample Prepared by Method: EPA 5030B

CAS No.	Parameter	Result	Flag	Units	Reported to LOD/MDL	LOQ	Dilution	Reference Method	Date/Time Prepared	Date/Time Analyzed	Analyst
460-00-4	*Surrogate: p-Bromofluorobenzene*	*97.5 %*			*70-128*						
2037-26-5	*Surrogate: Toluene-d8*	*97.2 %*			*88-114*						

Methane, Ethane & Ethylene

Log-in Notes: **Sample Notes:**

Sample Prepared by Method: Preparation for GC Analysis

CAS No.	Parameter	Result	Flag	Units	LOD/MDL	Reported to LOQ	Dilution	Reference Method	Date/Time Prepared	Date/Time Analyzed	Analyst
74-82-8	* Methane	ND		ug/L	10	10	1	GC/Headspace	07/23/2014 07:34	07/23/2014 13:36	RB
74-84-0	* Ethane	ND		ug/L	10	10	1	GC/Headspace	07/23/2014 07:34	07/23/2014 13:36	RB
74-85-1	* Ethylene (Ethene)	ND		ug/L	10	10	1	GC/Headspace	07/23/2014 07:34	07/23/2014 13:36	RB

Sample Information

Client Sample ID: **EW-17** **York Sample ID:** **14G0786-06**

York Project (SDG) No.	Client Project ID	Matrix	Collection Date/Time	Date Received
14G0786	SNYGEN	Water	July 18, 2014 9:48 am	07/18/2014

Volatile Organics, 8260 Halogenated List

Log-in Notes: **Sample Notes:**

Sample Prepared by Method: EPA 5030B

CAS No.	Parameter	Result	Flag	Units	Reported to LOD/MDL	LOQ	Dilution	Reference Method	Date/Time Prepared	Date/Time Analyzed	Analyst
630-20-6	1,1,1,2-Tetrachloroethane	ND		ug/L	0.32	5.0	1	EPA 8260C	07/23/2014 08:12	07/23/2014 19:24	SS
71-55-6	1,1,1-Trichloroethane	ND		ug/L	0.23	5.0	1	EPA 8260C	07/23/2014 08:12	07/23/2014 19:24	SS
79-34-5	1,1,2,2-Tetrachloroethane	ND		ug/L	0.59	5.0	1	EPA 8260C	07/23/2014 08:12	07/23/2014 19:24	SS
76-13-1	1,1,2-Trichloro-1,2,2-trifluoroethane (Freon 113)	ND		ug/L	0.34	5.0	1	EPA 8260C	07/23/2014 08:12	07/23/2014 19:24	SS
79-00-5	1,1,2-Trichloroethane	ND		ug/L	1.3	5.0	1	EPA 8260C	07/23/2014 08:12	07/23/2014 19:24	SS
75-34-3	1,1-Dichloroethane	ND		ug/L	0.42	5.0	1	EPA 8260C	07/23/2014 08:12	07/23/2014 19:24	SS
75-35-4	1,1-Dichloroethylene	ND		ug/L	0.52	5.0	1	EPA 8260C	07/23/2014 08:12	07/23/2014 19:24	SS
563-58-6	1,1-Dichloropropylene	ND		ug/L	0.26	5.0	1	EPA 8260C	07/23/2014 08:12	07/23/2014 19:24	SS
87-61-6	1,2,3-Trichlorobenzene	ND		ug/L	0.99	10	1	EPA 8260C	07/23/2014 08:12	07/23/2014 19:24	SS
96-18-4	1,2,3-Trichloropropane	ND		ug/L	0.73	5.0	1	EPA 8260C	07/23/2014 08:12	07/23/2014 19:24	SS
120-82-1	1,2,4-Trichlorobenzene	ND		ug/L	0.91	10	1	EPA 8260C	07/23/2014 08:12	07/23/2014 19:24	SS
96-12-8	1,2-Dibromo-3-chloropropane	ND		ug/L	0.98	10	1	EPA 8260C	07/23/2014 08:12	07/23/2014 19:24	SS
106-93-4	1,2-Dibromoethane	ND		ug/L	0.44	5.0	1	EPA 8260C	07/23/2014 08:12	07/23/2014 19:24	SS
95-50-1	1,2-Dichlorobenzene	ND		ug/L	0.40	5.0	1	EPA 8260C	07/23/2014 08:12	07/23/2014 19:24	SS

Sample Information

Client Sample ID: **EW-17** **York Sample ID:** **14G0786-06**

York Project (SDG) No.	Client Project ID	Matrix	Collection Date/Time	Date Received
14G0786	SNYGEN	Water	July 18, 2014 9:48 am	07/18/2014

Volatile Organics, 8260 Halogenated List

Log-in Notes: **Sample Notes:**

Sample Prepared by Method: EPA 5030B

CAS No.	Parameter	Result	Flag	Units	Reported to LOD/MDL	LOQ	Dilution	Reference Method	Date/Time Prepared	Date/Time Analyzed	Analyst
107-06-2	1,2-Dichloroethane	ND		ug/L	0.36	5.0	1	EPA 8260C	07/23/2014 08:12	07/23/2014 19:24	SS
78-87-5	1,2-Dichloropropane	ND		ug/L	0.23	5.0	1	EPA 8260C	07/23/2014 08:12	07/23/2014 19:24	SS
541-73-1	1,3-Dichlorobenzene	ND		ug/L	0.47	5.0	1	EPA 8260C	07/23/2014 08:12	07/23/2014 19:24	SS
142-28-9	1,3-Dichloropropane	ND		ug/L	0.55	5.0	1	EPA 8260C	07/23/2014 08:12	07/23/2014 19:24	SS
106-46-7	1,4-Dichlorobenzene	ND		ug/L	0.62	5.0	1	EPA 8260C	07/23/2014 08:12	07/23/2014 19:24	SS
594-20-7	2,2-Dichloropropane	ND		ug/L	0.42	5.0	1	EPA 8260C	07/23/2014 08:12	07/23/2014 19:24	SS
95-49-8	2-Chlorotoluene	ND		ug/L	0.43	5.0	1	EPA 8260C	07/23/2014 08:12	07/23/2014 19:24	SS
106-43-4	4-Chlorotoluene	ND		ug/L	0.31	5.0	1	EPA 8260C	07/23/2014 08:12	07/23/2014 19:24	SS
108-86-1	Bromobenzene	ND		ug/L	1.0	5.0	1	EPA 8260C	07/23/2014 08:12	07/23/2014 19:24	SS
74-97-5	Bromochloromethane	ND		ug/L	0.54	5.0	1	EPA 8260C	07/23/2014 08:12	07/23/2014 19:24	SS
75-27-4	Bromodichloromethane	ND		ug/L	0.41	5.0	1	EPA 8260C	07/23/2014 08:12	07/23/2014 19:24	SS
75-25-2	Bromoform	ND		ug/L	0.58	5.0	1	EPA 8260C	07/23/2014 08:12	07/23/2014 19:24	SS
74-83-9	Bromomethane	ND		ug/L	2.0	5.0	1	EPA 8260C	07/23/2014 08:12	07/23/2014 19:24	SS
56-23-5	Carbon tetrachloride	ND		ug/L	0.56	5.0	1	EPA 8260C	07/23/2014 08:12	07/23/2014 19:24	SS
108-90-7	Chlorobenzene	ND		ug/L	0.38	5.0	1	EPA 8260C	07/23/2014 08:12	07/23/2014 19:24	SS
75-00-3	Chloroethane	ND		ug/L	2.8	5.0	1	EPA 8260C	07/23/2014 08:12	07/23/2014 19:24	SS
67-66-3	**Chloroform**	**1.6**	J	ug/L	0.42	5.0	1	EPA 8260C	07/23/2014 08:12	07/23/2014 19:24	SS
74-87-3	Chloromethane	ND		ug/L	0.41	5.0	1	EPA 8260C	07/23/2014 08:12	07/23/2014 19:24	SS
156-59-2	**cis-1,2-Dichloroethylene**	**5.9**		ug/L	0.43	5.0	1	EPA 8260C	07/23/2014 08:12	07/23/2014 19:24	SS
10061-01-5	cis-1,3-Dichloropropylene	ND		ug/L	0.41	5.0	1	EPA 8260C	07/23/2014 08:12	07/23/2014 19:24	SS
124-48-1	Dibromochloromethane	ND		ug/L	0.39	5.0	1	EPA 8260C	07/23/2014 08:12	07/23/2014 19:24	SS
74-95-3	Dibromomethane	ND		ug/L	0.58	5.0	1	EPA 8260C	07/23/2014 08:12	07/23/2014 19:24	SS
75-71-8	Dichlorodifluoromethane	ND		ug/L	0.35	5.0	1	EPA 8260C	07/23/2014 08:12	07/23/2014 19:24	SS
87-68-3	Hexachlorobutadiene	ND		ug/L	0.68	5.0	1	EPA 8260C	07/23/2014 08:12	07/23/2014 19:24	SS
75-09-2	Methylene chloride	ND		ug/L	2.4	10	1	EPA 8260C	07/23/2014 08:12	07/23/2014 19:24	SS
127-18-4	Tetrachloroethylene	ND		ug/L	0.41	5.0	1	EPA 8260C	07/23/2014 08:12	07/23/2014 19:24	SS
156-60-5	trans-1,2-Dichloroethylene	ND		ug/L	0.52	5.0	1	EPA 8260C	07/23/2014 08:12	07/23/2014 19:24	SS
10061-02-6	trans-1,3-Dichloropropylene	ND		ug/L	0.67	5.0	1	EPA 8260C	07/23/2014 08:12	07/23/2014 19:24	SS
79-01-6	**Trichloroethylene**	**20**		ug/L	0.16	5.0	1	EPA 8260C	07/23/2014 08:12	07/23/2014 19:24	SS
75-69-4	Trichlorofluoromethane	ND		ug/L	0.54	5.0	1	EPA 8260C	07/23/2014 08:12	07/23/2014 19:24	SS
75-01-4	Vinyl Chloride	ND		ug/L	0.68	5.0	1	EPA 8260C	07/23/2014 08:12	07/23/2014 19:24	SS

	Surrogate Recoveries	Result	Acceptance Range
17060-07-0	*Surrogate: 1,2-Dichloroethane-d4*	*111 %*	*81-123*
460-00-4	*Surrogate: p-Bromofluorobenzene*	*94.4 %*	*70-128*
2037-26-5	*Surrogate: Toluene-d8*	*96.5 %*	*88-114*

Sample Information

Client Sample ID: **EW-17** **York Sample ID:** **14G0786-06**

York Project (SDG) No.	Client Project ID	Matrix	Collection Date/Time	Date Received
14G0786	SNYGEN	Water	July 18, 2014 9:48 am	07/18/2014

Methane, Ethane & Ethylene

Log-in Notes: **Sample Notes:**

Sample Prepared by Method: Preparation for GC Analysis

CAS No.	Parameter	Result	Flag	Units	LOD/MDL	Reported to LOQ	Dilution	Reference Method	Date/Time Prepared	Date/Time Analyzed	Analyst
74-82-8	* Methane	ND		ug/L	10	10	1	GC/Headspace	07/23/2014 07:34	07/23/2014 13:46	RB
74-84-0	* Ethane	ND		ug/L	10	10	1	GC/Headspace	07/23/2014 07:34	07/23/2014 13:46	RB
74-85-1	* Ethylene (Ethene)	ND		ug/L	10	10	1	GC/Headspace	07/23/2014 07:34	07/23/2014 13:46	RB

Sample Information

Client Sample ID: **MW-19** **York Sample ID:** **14G0786-07**

York Project (SDG) No.	Client Project ID	Matrix	Collection Date/Time	Date Received
14G0786	SNYGEN	Water	July 18, 2014 9:16 am	07/18/2014

Volatile Organics, 8260 Halogenated List

Log-in Notes: **Sample Notes:**

Sample Prepared by Method: EPA 5030B

CAS No.	Parameter	Result	Flag	Units	Reported to LOD/MDL	LOQ	Dilution	Reference Method	Date/Time Prepared	Date/Time Analyzed	Analyst
630-20-6	1,1,1,2-Tetrachloroethane	ND		ug/L	0.32	5.0	1	EPA 8260C	07/23/2014 08:12	07/23/2014 19:59	SS
71-55-6	1,1,1-Trichloroethane	ND		ug/L	0.23	5.0	1	EPA 8260C	07/23/2014 08:12	07/23/2014 19:59	SS
79-34-5	1,1,2,2-Tetrachloroethane	ND		ug/L	0.59	5.0	1	EPA 8260C	07/23/2014 08:12	07/23/2014 19:59	SS
76-13-1	1,1,2-Trichloro-1,2,2-trifluoroethane (Freon 113)	ND		ug/L	0.34	5.0	1	EPA 8260C	07/23/2014 08:12	07/23/2014 19:59	SS
79-00-5	1,1,2-Trichloroethane	ND		ug/L	1.3	5.0	1	EPA 8260C	07/23/2014 08:12	07/23/2014 19:59	SS
75-34-3	1,1-Dichloroethane	ND		ug/L	0.42	5.0	1	EPA 8260C	07/23/2014 08:12	07/23/2014 19:59	SS
75-35-4	1,1-Dichloroethylene	ND		ug/L	0.52	5.0	1	EPA 8260C	07/23/2014 08:12	07/23/2014 19:59	SS
563-58-6	1,1-Dichloropropylene	ND		ug/L	0.26	5.0	1	EPA 8260C	07/23/2014 08:12	07/23/2014 19:59	SS
87-61-6	1,2,3-Trichlorobenzene	ND		ug/L	0.99	10	1	EPA 8260C	07/23/2014 08:12	07/23/2014 19:59	SS
96-18-4	1,2,3-Trichloropropane	ND		ug/L	0.73	5.0	1	EPA 8260C	07/23/2014 08:12	07/23/2014 19:59	SS
120-82-1	1,2,4-Trichlorobenzene	ND		ug/L	0.91	10	1	EPA 8260C	07/23/2014 08:12	07/23/2014 19:59	SS
96-12-8	1,2-Dibromo-3-chloropropane	ND		ug/L	0.98	10	1	EPA 8260C	07/23/2014 08:12	07/23/2014 19:59	SS
106-93-4	1,2-Dibromoethane	ND		ug/L	0.44	5.0	1	EPA 8260C	07/23/2014 08:12	07/23/2014 19:59	SS
95-50-1	1,2-Dichlorobenzene	ND		ug/L	0.40	5.0	1	EPA 8260C	07/23/2014 08:12	07/23/2014 19:59	SS
107-06-2	1,2-Dichloroethane	ND		ug/L	0.36	5.0	1	EPA 8260C	07/23/2014 08:12	07/23/2014 19:59	SS
78-87-5	1,2-Dichloropropane	ND		ug/L	0.23	5.0	1	EPA 8260C	07/23/2014 08:12	07/23/2014 19:59	SS
541-73-1	1,3-Dichlorobenzene	ND		ug/L	0.47	5.0	1	EPA 8260C	07/23/2014 08:12	07/23/2014 19:59	SS
142-28-9	1,3-Dichloropropane	ND		ug/L	0.55	5.0	1	EPA 8260C	07/23/2014 08:12	07/23/2014 19:59	SS
106-46-7	1,4-Dichlorobenzene	ND		ug/L	0.62	5.0	1	EPA 8260C	07/23/2014 08:12	07/23/2014 19:59	SS
594-20-7	2,2-Dichloropropane	ND		ug/L	0.42	5.0	1	EPA 8260C	07/23/2014 08:12	07/23/2014 19:59	SS

Sample Information

Client Sample ID: **MW-19** **York Sample ID:** **14G0786-07**

York Project (SDG) No.	Client Project ID	Matrix	Collection Date/Time	Date Received
14G0786	SNYGEN	Water	July 18, 2014 9:16 am	07/18/2014

Volatile Organics, 8260 Halogenated List **Log-in Notes:** **Sample Notes:**

Sample Prepared by Method: EPA 5030B

CAS No.	Parameter	Result	Flag	Units	Reported to LOD/MDL	LOQ	Dilution	Reference Method	Date/Time Prepared	Date/Time Analyzed	Analyst
95-49-8	2-Chlorotoluene	ND		ug/L	0.43	5.0	1	EPA 8260C	07/23/2014 08:12	07/23/2014 19:59	SS
106-43-4	4-Chlorotoluene	ND		ug/L	0.31	5.0	1	EPA 8260C	07/23/2014 08:12	07/23/2014 19:59	SS
108-86-1	Bromobenzene	ND		ug/L	1.0	5.0	1	EPA 8260C	07/23/2014 08:12	07/23/2014 19:59	SS
74-97-5	Bromochloromethane	ND		ug/L	0.54	5.0	1	EPA 8260C	07/23/2014 08:12	07/23/2014 19:59	SS
75-27-4	Bromodichloromethane	ND		ug/L	0.41	5.0	1	EPA 8260C	07/23/2014 08:12	07/23/2014 19:59	SS
75-25-2	Bromoform	ND		ug/L	0.58	5.0	1	EPA 8260C	07/23/2014 08:12	07/23/2014 19:59	SS
74-83-9	Bromomethane	ND		ug/L	2.0	5.0	1	EPA 8260C	07/23/2014 08:12	07/23/2014 19:59	SS
56-23-5	Carbon tetrachloride	ND		ug/L	0.56	5.0	1	EPA 8260C	07/23/2014 08:12	07/23/2014 19:59	SS
108-90-7	Chlorobenzene	ND		ug/L	0.38	5.0	1	EPA 8260C	07/23/2014 08:12	07/23/2014 19:59	SS
75-00-3	Chloroethane	ND		ug/L	2.8	5.0	1	EPA 8260C	07/23/2014 08:12	07/23/2014 19:59	SS
67-66-3	**Chloroform**	**22**		ug/L	0.42	5.0	1	EPA 8260C	07/23/2014 08:12	07/23/2014 19:59	SS
74-87-3	Chloromethane	ND		ug/L	0.41	5.0	1	EPA 8260C	07/23/2014 08:12	07/23/2014 19:59	SS
156-59-2	cis-1,2-Dichloroethylene	ND		ug/L	0.43	5.0	1	EPA 8260C	07/23/2014 08:12	07/23/2014 19:59	SS
10061-01-5	cis-1,3-Dichloropropylene	ND		ug/L	0.41	5.0	1	EPA 8260C	07/23/2014 08:12	07/23/2014 19:59	SS
124-48-1	Dibromochloromethane	ND		ug/L	0.39	5.0	1	EPA 8260C	07/23/2014 08:12	07/23/2014 19:59	SS
74-95-3	Dibromomethane	ND		ug/L	0.58	5.0	1	EPA 8260C	07/23/2014 08:12	07/23/2014 19:59	SS
75-71-8	Dichlorodifluoromethane	ND		ug/L	0.35	5.0	1	EPA 8260C	07/23/2014 08:12	07/23/2014 19:59	SS
87-68-3	Hexachlorobutadiene	ND		ug/L	0.68	5.0	1	EPA 8260C	07/23/2014 08:12	07/23/2014 19:59	SS
75-09-2	Methylene chloride	ND		ug/L	2.4	10	1	EPA 8260C	07/23/2014 08:12	07/23/2014 19:59	SS
127-18-4	Tetrachloroethylene	ND		ug/L	0.41	5.0	1	EPA 8260C	07/23/2014 08:12	07/23/2014 19:59	SS
156-60-5	trans-1,2-Dichloroethylene	ND		ug/L	0.52	5.0	1	EPA 8260C	07/23/2014 08:12	07/23/2014 19:59	SS
10061-02-6	trans-1,3-Dichloropropylene	ND		ug/L	0.67	5.0	1	EPA 8260C	07/23/2014 08:12	07/23/2014 19:59	SS
79-01-6	**Trichloroethylene**	**3.9**	J	ug/L	0.16	5.0	1	EPA 8260C	07/23/2014 08:12	07/23/2014 19:59	SS
75-69-4	Trichlorofluoromethane	ND		ug/L	0.54	5.0	1	EPA 8260C	07/23/2014 08:12	07/23/2014 19:59	SS
75-01-4	Vinyl Chloride	ND		ug/L	0.68	5.0	1	EPA 8260C	07/23/2014 08:12	07/23/2014 19:59	SS

	Surrogate Recoveries	Result	Acceptance Range
17060-07-0	*Surrogate: 1,2-Dichloroethane-d4*	*106 %*	*81-123*
460-00-4	*Surrogate: p-Bromofluorobenzene*	*92.8 %*	*70-128*
2037-26-5	*Surrogate: Toluene-d8*	*99.0 %*	*88-114*

Sample Information

Client Sample ID: **MW-19** **York Sample ID:** **14G0786-07**

York Project (SDG) No.	Client Project ID	Matrix	Collection Date/Time	Date Received
14G0786	SNYGEN	Water	July 18, 2014 9:16 am	07/18/2014

Methane, Ethane & Ethylene

Log-in Notes: **Sample Notes:**

Sample Prepared by Method: Preparation for GC Analysis

CAS No.	Parameter	Result	Flag	Units	LOD/MDL	Reported to LOQ	Dilution	Reference Method	Date/Time Prepared	Date/Time Analyzed	Analyst
74-82-8	* Methane	ND		ug/L	10	10	1	GC/Headspace	07/23/2014 07:34	07/23/2014 13:53	RB
74-84-0	* Ethane	ND		ug/L	10	10	1	GC/Headspace	07/23/2014 07:34	07/23/2014 13:53	RB
74-85-1	* Ethylene (Ethene)	ND		ug/L	10	10	1	GC/Headspace	07/23/2014 07:34	07/23/2014 13:53	RB

Sample Information

Client Sample ID: **MW-15S** **York Sample ID:** **14G0786-08**

York Project (SDG) No.	Client Project ID	Matrix	Collection Date/Time	Date Received
14G0786	SNYGEN	Water	July 18, 2014 1:34 pm	07/18/2014

Arsenic by EPA 6010

Log-in Notes: **Sample Notes:**

Sample Prepared by Method: EPA 3010A

CAS No.	Parameter	Result	Flag	Units	LOD/MDL	Reported to LOQ	Dilution	Reference Method	Date/Time Prepared	Date/Time Analyzed	Analyst
7440-38-2	Arsenic	ND		mg/L	0.00400	0.00400	1	EPA 6010C	07/23/2014 09:32	07/23/2014 13:04	AMC

Barium by EPA 6010

Log-in Notes: **Sample Notes:**

Sample Prepared by Method: EPA 3010A

CAS No.	Parameter	Result	Flag	Units	LOD/MDL	Reported to LOQ	Dilution	Reference Method	Date/Time Prepared	Date/Time Analyzed	Analyst
7440-39-3	**Barium**	**0.408**		mg/L	0.0100	0.0100	1	EPA 6010C	07/23/2014 09:32	07/23/2014 13:04	AMC

Cadmium by EPA 6010

Log-in Notes: **Sample Notes:**

Sample Prepared by Method: EPA 3010A

CAS No.	Parameter	Result	Flag	Units	LOD/MDL	Reported to LOQ	Dilution	Reference Method	Date/Time Prepared	Date/Time Analyzed	Analyst
7440-43-9	Cadmium	ND		mg/L	0.00300	0.00300	1	EPA 6010C	07/23/2014 09:32	07/23/2014 13:04	AMC

Chromium by EPA 6010

Log-in Notes: **Sample Notes:**

Sample Prepared by Method: EPA 3010A

CAS No.	Parameter	Result	Flag	Units	LOD/MDL	Reported to LOQ	Dilution	Reference Method	Date/Time Prepared	Date/Time Analyzed	Analyst
7440-47-3	Chromium	ND		mg/L	0.00500	0.00500	1	EPA 6010C	07/23/2014 09:32	07/23/2014 13:04	AMC

Copper by EPA 6010

Log-in Notes: **Sample Notes:**

Sample Prepared by Method: EPA 3010A

CAS No.	Parameter	Result	Flag	Units	LOD/MDL	Reported to LOQ	Dilution	Reference Method	Date/Time Prepared	Date/Time Analyzed	Analyst
7440-50-8	**Copper**	**0.00305**		mg/L	0.00300	0.00300	1	EPA 6010C	07/23/2014 09:32	07/23/2014 13:04	AMC

Sample Information

Client Sample ID: **MW-15S** **York Sample ID:** **14G0786-08**

York Project (SDG) No.	Client Project ID	Matrix	Collection Date/Time	Date Received
14G0786	SNYGEN	Water	July 18, 2014 1:34 pm	07/18/2014

Lead by EPA 6010

Log-in Notes: **Sample Notes:**

Sample Prepared by Method: EPA 3010A

CAS No.	Parameter	Result	Flag	Units	LOD/MDL	Reported to LOQ	Dilution	Reference Method	Date/Time Prepared	Date/Time Analyzed	Analyst
7439-92-1	Lead	ND		mg/L	0.00300	0.00300	1	EPA 6010C	07/23/2014 09:32	07/23/2014 13:04	AMC

Selenium by EPA 6010

Log-in Notes: **Sample Notes:**

Sample Prepared by Method: EPA 3010A

CAS No.	Parameter	Result	Flag	Units	LOD/MDL	Reported to LOQ	Dilution	Reference Method	Date/Time Prepared	Date/Time Analyzed	Analyst
7782-49-2	Selenium	ND		mg/L	0.0100	0.0100	1	EPA 6010C	07/23/2014 09:32	07/23/2014 13:04	AMC

Chloride

Log-in Notes: **Sample Notes:**

Sample Prepared by Method: EPA 300

CAS No.	Parameter	Result	Flag	Units	LOD/MDL	Reported to LOQ	Dilution	Reference Method	Date/Time Prepared	Date/Time Analyzed	Analyst
16887-00-6	**Chloride**	**1560**		mg/L	3.45	25.0	50	EPA 300.0	07/24/2014 23:56	07/25/2014 15:23	AD

Chromium, Hexavalent

Log-in Notes: **Sample Notes:**

Sample Prepared by Method: Analysis Preparation

CAS No.	Parameter	Result	Flag	Units	LOD/MDL	Reported to LOQ	Dilution	Reference Method	Date/Time Prepared	Date/Time Analyzed	Analyst
18540-29-9	Chromium, Hexavalent	ND		mg/L	0.0100	0.0100	1	EPA 7196A	07/18/2014 16:30	07/18/2014 16:30	KK

Sample Information

Client Sample ID: **Field Blank** **York Sample ID:** **14G0786-09**

York Project (SDG) No.	Client Project ID	Matrix	Collection Date/Time	Date Received
14G0786	SNYGEN	Water	July 18, 2014 2:00 pm	07/18/2014

Volatile Organics, 8260 Halogenated List

Log-in Notes: **Sample Notes:**

Sample Prepared by Method: EPA 5030B

CAS No.	Parameter	Result	Flag	Units	Reported to LOD/MDL	LOQ	Dilution	Reference Method	Date/Time Prepared	Date/Time Analyzed	Analyst
630-20-6	1,1,1,2-Tetrachloroethane	ND		ug/L	0.32	5.0	1	EPA 8260C	07/23/2014 08:12	07/23/2014 20:34	SS
71-55-6	1,1,1-Trichloroethane	ND		ug/L	0.23	5.0	1	EPA 8260C	07/23/2014 08:12	07/23/2014 20:34	SS
79-34-5	1,1,2,2-Tetrachloroethane	ND		ug/L	0.59	5.0	1	EPA 8260C	07/23/2014 08:12	07/23/2014 20:34	SS
76-13-1	1,1,2-Trichloro-1,2,2-trifluoroethane (Freon 113)	ND		ug/L	0.34	5.0	1	EPA 8260C	07/23/2014 08:12	07/23/2014 20:34	SS
79-00-5	1,1,2-Trichloroethane	ND		ug/L	1.3	5.0	1	EPA 8260C	07/23/2014 08:12	07/23/2014 20:34	SS
75-34-3	1,1-Dichloroethane	ND		ug/L	0.42	5.0	1	EPA 8260C	07/23/2014 08:12	07/23/2014 20:34	SS
75-35-4	1,1-Dichloroethylene	ND		ug/L	0.52	5.0	1	EPA 8260C	07/23/2014 08:12	07/23/2014 20:34	SS

Sample Information

Client Sample ID: **Field Blank** **York Sample ID:** **14G0786-09**

York Project (SDG) No.	Client Project ID	Matrix	Collection Date/Time	Date Received
14G0786	SNYGEN	Water	July 18, 2014 2:00 pm	07/18/2014

Volatile Organics, 8260 Halogenated List **Log-in Notes:** **Sample Notes:**

Sample Prepared by Method: EPA 5030B

CAS No.	Parameter	Result	Flag	Units	Reported to LOD/MDL	LOQ	Dilution	Reference Method	Date/Time Prepared	Date/Time Analyzed	Analyst
563-58-6	1,1-Dichloropropylene	ND		ug/L	0.26	5.0	1	EPA 8260C	07/23/2014 08:12	07/23/2014 20:34	SS
87-61-6	1,2,3-Trichlorobenzene	ND		ug/L	0.99	10	1	EPA 8260C	07/23/2014 08:12	07/23/2014 20:34	SS
96-18-4	1,2,3-Trichloropropane	ND		ug/L	0.73	5.0	1	EPA 8260C	07/23/2014 08:12	07/23/2014 20:34	SS
120-82-1	1,2,4-Trichlorobenzene	ND		ug/L	0.91	10	1	EPA 8260C	07/23/2014 08:12	07/23/2014 20:34	SS
96-12-8	1,2-Dibromo-3-chloropropane	ND		ug/L	0.98	10	1	EPA 8260C	07/23/2014 08:12	07/23/2014 20:34	SS
106-93-4	1,2-Dibromoethane	ND		ug/L	0.44	5.0	1	EPA 8260C	07/23/2014 08:12	07/23/2014 20:34	SS
95-50-1	1,2-Dichlorobenzene	ND		ug/L	0.40	5.0	1	EPA 8260C	07/23/2014 08:12	07/23/2014 20:34	SS
107-06-2	1,2-Dichloroethane	ND		ug/L	0.36	5.0	1	EPA 8260C	07/23/2014 08:12	07/23/2014 20:34	SS
78-87-5	1,2-Dichloropropane	ND		ug/L	0.23	5.0	1	EPA 8260C	07/23/2014 08:12	07/23/2014 20:34	SS
541-73-1	1,3-Dichlorobenzene	ND		ug/L	0.47	5.0	1	EPA 8260C	07/23/2014 08:12	07/23/2014 20:34	SS
142-28-9	1,3-Dichloropropane	ND		ug/L	0.55	5.0	1	EPA 8260C	07/23/2014 08:12	07/23/2014 20:34	SS
106-46-7	1,4-Dichlorobenzene	ND		ug/L	0.62	5.0	1	EPA 8260C	07/23/2014 08:12	07/23/2014 20:34	SS
594-20-7	2,2-Dichloropropane	ND		ug/L	0.42	5.0	1	EPA 8260C	07/23/2014 08:12	07/23/2014 20:34	SS
95-49-8	2-Chlorotoluene	ND		ug/L	0.43	5.0	1	EPA 8260C	07/23/2014 08:12	07/23/2014 20:34	SS
106-43-4	4-Chlorotoluene	ND		ug/L	0.31	5.0	1	EPA 8260C	07/23/2014 08:12	07/23/2014 20:34	SS
108-86-1	Bromobenzene	ND		ug/L	1.0	5.0	1	EPA 8260C	07/23/2014 08:12	07/23/2014 20:34	SS
74-97-5	Bromochloromethane	ND		ug/L	0.54	5.0	1	EPA 8260C	07/23/2014 08:12	07/23/2014 20:34	SS
75-27-4	Bromodichloromethane	ND		ug/L	0.41	5.0	1	EPA 8260C	07/23/2014 08:12	07/23/2014 20:34	SS
75-25-2	Bromoform	ND		ug/L	0.58	5.0	1	EPA 8260C	07/23/2014 08:12	07/23/2014 20:34	SS
74-83-9	Bromomethane	ND		ug/L	2.0	5.0	1	EPA 8260C	07/23/2014 08:12	07/23/2014 20:34	SS
56-23-5	Carbon tetrachloride	ND		ug/L	0.56	5.0	1	EPA 8260C	07/23/2014 08:12	07/23/2014 20:34	SS
108-90-7	Chlorobenzene	ND		ug/L	0.38	5.0	1	EPA 8260C	07/23/2014 08:12	07/23/2014 20:34	SS
75-00-3	Chloroethane	ND		ug/L	2.8	5.0	1	EPA 8260C	07/23/2014 08:12	07/23/2014 20:34	SS
67-66-3	Chloroform	ND		ug/L	0.42	5.0	1	EPA 8260C	07/23/2014 08:12	07/23/2014 20:34	SS
74-87-3	Chloromethane	ND		ug/L	0.41	5.0	1	EPA 8260C	07/23/2014 08:12	07/23/2014 20:34	SS
156-59-2	cis-1,2-Dichloroethylene	ND		ug/L	0.43	5.0	1	EPA 8260C	07/23/2014 08:12	07/23/2014 20:34	SS
10061-01-5	cis-1,3-Dichloropropylene	ND		ug/L	0.41	5.0	1	EPA 8260C	07/23/2014 08:12	07/23/2014 20:34	SS
124-48-1	Dibromochloromethane	ND		ug/L	0.39	5.0	1	EPA 8260C	07/23/2014 08:12	07/23/2014 20:34	SS
74-95-3	Dibromomethane	ND		ug/L	0.58	5.0	1	EPA 8260C	07/23/2014 08:12	07/23/2014 20:34	SS
75-71-8	Dichlorodifluoromethane	ND		ug/L	0.35	5.0	1	EPA 8260C	07/23/2014 08:12	07/23/2014 20:34	SS
87-68-3	Hexachlorobutadiene	ND		ug/L	0.68	5.0	1	EPA 8260C	07/23/2014 08:12	07/23/2014 20:34	SS
75-09-2	Methylene chloride	ND		ug/L	2.4	10	1	EPA 8260C	07/23/2014 08:12	07/23/2014 20:34	SS
127-18-4	Tetrachloroethylene	ND		ug/L	0.41	5.0	1	EPA 8260C	07/23/2014 08:12	07/23/2014 20:34	SS
156-60-5	trans-1,2-Dichloroethylene	ND		ug/L	0.52	5.0	1	EPA 8260C	07/23/2014 08:12	07/23/2014 20:34	SS
10061-02-6	trans-1,3-Dichloropropylene	ND		ug/L	0.67	5.0	1	EPA 8260C	07/23/2014 08:12	07/23/2014 20:34	SS
79-01-6	Trichloroethylene	ND		ug/L	0.16	5.0	1	EPA 8260C	07/23/2014 08:12	07/23/2014 20:34	SS

Sample Information

Client Sample ID: **Field Blank** **York Sample ID:** **14G0786-09**

York Project (SDG) No.	Client Project ID	Matrix	Collection Date/Time	Date Received
14G0786	SNYGEN	Water	July 18, 2014 2:00 pm	07/18/2014

Volatile Organics, 8260 Halogenated List **Log-in Notes:** **Sample Notes:**

Sample Prepared by Method: EPA 5030B

CAS No.	Parameter	Result	Flag	Units	Reported to LOD/MDL	LOQ	Dilution	Reference Method	Date/Time Prepared	Date/Time Analyzed	Analyst
75-69-4	Trichlorofluoromethane	ND		ug/L	0.54	5.0	1	EPA 8260C	07/23/2014 08:12	07/23/2014 20:34	SS
75-01-4	Vinyl Chloride	ND		ug/L	0.68	5.0	1	EPA 8260C	07/23/2014 08:12	07/23/2014 20:34	SS

	Surrogate Recoveries	Result	Acceptance Range
17060-07-0	*Surrogate: 1,2-Dichloroethane-d4*	*103 %*	*81-123*
460-00-4	*Surrogate: p-Bromofluorobenzene*	*94.1 %*	*70-128*
2037-26-5	*Surrogate: Toluene-d8*	*99.2 %*	*88-114*

Sample Information

Client Sample ID: **Trip blank** **York Sample ID:** **14G0786-10**

York Project (SDG) No.	Client Project ID	Matrix	Collection Date/Time	Date Received
14G0786	SNYGEN	Water	July 18, 2014 3:00 pm	07/18/2014

Volatile Organics, 8260 Halogenated List **Log-in Notes:** **Sample Notes:**

Sample Prepared by Method: EPA 5030B

CAS No.	Parameter	Result	Flag	Units	Reported to LOD/MDL	LOQ	Dilution	Reference Method	Date/Time Prepared	Date/Time Analyzed	Analyst
630-20-6	1,1,1,2-Tetrachloroethane	ND		ug/L	0.32	5.0	1	EPA 8260C	07/23/2014 08:12	07/23/2014 21:09	SS
71-55-6	1,1,1-Trichloroethane	ND		ug/L	0.23	5.0	1	EPA 8260C	07/23/2014 08:12	07/23/2014 21:09	SS
79-34-5	1,1,2,2-Tetrachloroethane	ND		ug/L	0.59	5.0	1	EPA 8260C	07/23/2014 08:12	07/23/2014 21:09	SS
76-13-1	1,1,2-Trichloro-1,2,2-trifluoroethane (Freon 113)	ND		ug/L	0.34	5.0	1	EPA 8260C	07/23/2014 08:12	07/23/2014 21:09	SS
79-00-5	1,1,2-Trichloroethane	ND		ug/L	1.3	5.0	1	EPA 8260C	07/23/2014 08:12	07/23/2014 21:09	SS
75-34-3	1,1-Dichloroethane	ND		ug/L	0.42	5.0	1	EPA 8260C	07/23/2014 08:12	07/23/2014 21:09	SS
75-35-4	1,1-Dichloroethylene	ND		ug/L	0.52	5.0	1	EPA 8260C	07/23/2014 08:12	07/23/2014 21:09	SS
563-58-6	1,1-Dichloropropylene	ND		ug/L	0.26	5.0	1	EPA 8260C	07/23/2014 08:12	07/23/2014 21:09	SS
87-61-6	1,2,3-Trichlorobenzene	ND		ug/L	0.99	10	1	EPA 8260C	07/23/2014 08:12	07/23/2014 21:09	SS
96-18-4	1,2,3-Trichloropropane	ND		ug/L	0.73	5.0	1	EPA 8260C	07/23/2014 08:12	07/23/2014 21:09	SS
120-82-1	1,2,4-Trichlorobenzene	ND		ug/L	0.91	10	1	EPA 8260C	07/23/2014 08:12	07/23/2014 21:09	SS
96-12-8	1,2-Dibromo-3-chloropropane	ND		ug/L	0.98	10	1	EPA 8260C	07/23/2014 08:12	07/23/2014 21:09	SS
106-93-4	1,2-Dibromoethane	ND		ug/L	0.44	5.0	1	EPA 8260C	07/23/2014 08:12	07/23/2014 21:09	SS
95-50-1	1,2-Dichlorobenzene	ND		ug/L	0.40	5.0	1	EPA 8260C	07/23/2014 08:12	07/23/2014 21:09	SS
107-06-2	1,2-Dichloroethane	ND		ug/L	0.36	5.0	1	EPA 8260C	07/23/2014 08:12	07/23/2014 21:09	SS
78-87-5	1,2-Dichloropropane	ND		ug/L	0.23	5.0	1	EPA 8260C	07/23/2014 08:12	07/23/2014 21:09	SS
541-73-1	1,3-Dichlorobenzene	ND		ug/L	0.47	5.0	1	EPA 8260C	07/23/2014 08:12	07/23/2014 21:09	SS
142-28-9	1,3-Dichloropropane	ND		ug/L	0.55	5.0	1	EPA 8260C	07/23/2014 08:12	07/23/2014 21:09	SS
106-46-7	1,4-Dichlorobenzene	ND		ug/L	0.62	5.0	1	EPA 8260C	07/23/2014 08:12	07/23/2014 21:09	SS

Sample Information

Client Sample ID: **Trip blank** **York Sample ID:** **14G0786-10**

York Project (SDG) No.	Client Project ID	Matrix	Collection Date/Time	Date Received
14G0786	SNYGEN	Water	July 18, 2014 3:00 pm	07/18/2014

Volatile Organics, 8260 Halogenated List **Log-in Notes:** **Sample Notes:**

Sample Prepared by Method: EPA 5030B

CAS No.	Parameter	Result	Flag	Units	Reported to LOD/MDL	LOQ	Dilution	Reference Method	Date/Time Prepared	Date/Time Analyzed	Analyst
594-20-7	2,2-Dichloropropane	ND		ug/L	0.42	5.0	1	EPA 8260C	07/23/2014 08:12	07/23/2014 21:09	SS
95-49-8	2-Chlorotoluene	ND		ug/L	0.43	5.0	1	EPA 8260C	07/23/2014 08:12	07/23/2014 21:09	SS
106-43-4	4-Chlorotoluene	ND		ug/L	0.31	5.0	1	EPA 8260C	07/23/2014 08:12	07/23/2014 21:09	SS
108-86-1	Bromobenzene	ND		ug/L	1.0	5.0	1	EPA 8260C	07/23/2014 08:12	07/23/2014 21:09	SS
74-97-5	Bromochloromethane	ND		ug/L	0.54	5.0	1	EPA 8260C	07/23/2014 08:12	07/23/2014 21:09	SS
75-27-4	Bromodichloromethane	ND		ug/L	0.41	5.0	1	EPA 8260C	07/23/2014 08:12	07/23/2014 21:09	SS
75-25-2	Bromoform	ND		ug/L	0.58	5.0	1	EPA 8260C	07/23/2014 08:12	07/23/2014 21:09	SS
74-83-9	Bromomethane	ND		ug/L	2.0	5.0	1	EPA 8260C	07/23/2014 08:12	07/23/2014 21:09	SS
56-23-5	Carbon tetrachloride	ND		ug/L	0.56	5.0	1	EPA 8260C	07/23/2014 08:12	07/23/2014 21:09	SS
108-90-7	Chlorobenzene	ND		ug/L	0.38	5.0	1	EPA 8260C	07/23/2014 08:12	07/23/2014 21:09	SS
75-00-3	Chloroethane	ND		ug/L	2.8	5.0	1	EPA 8260C	07/23/2014 08:12	07/23/2014 21:09	SS
67-66-3	Chloroform	ND		ug/L	0.42	5.0	1	EPA 8260C	07/23/2014 08:12	07/23/2014 21:09	SS
74-87-3	Chloromethane	ND		ug/L	0.41	5.0	1	EPA 8260C	07/23/2014 08:12	07/23/2014 21:09	SS
156-59-2	cis-1,2-Dichloroethylene	ND		ug/L	0.43	5.0	1	EPA 8260C	07/23/2014 08:12	07/23/2014 21:09	SS
10061-01-5	cis-1,3-Dichloropropylene	ND		ug/L	0.41	5.0	1	EPA 8260C	07/23/2014 08:12	07/23/2014 21:09	SS
124-48-1	Dibromochloromethane	ND		ug/L	0.39	5.0	1	EPA 8260C	07/23/2014 08:12	07/23/2014 21:09	SS
74-95-3	Dibromomethane	ND		ug/L	0.58	5.0	1	EPA 8260C	07/23/2014 08:12	07/23/2014 21:09	SS
75-71-8	Dichlorodifluoromethane	ND		ug/L	0.35	5.0	1	EPA 8260C	07/23/2014 08:12	07/23/2014 21:09	SS
87-68-3	Hexachlorobutadiene	ND		ug/L	0.68	5.0	1	EPA 8260C	07/23/2014 08:12	07/23/2014 21:09	SS
75-09-2	Methylene chloride	ND		ug/L	2.4	10	1	EPA 8260C	07/23/2014 08:12	07/23/2014 21:09	SS
127-18-4	Tetrachloroethylene	ND		ug/L	0.41	5.0	1	EPA 8260C	07/23/2014 08:12	07/23/2014 21:09	SS
156-60-5	trans-1,2-Dichloroethylene	ND		ug/L	0.52	5.0	1	EPA 8260C	07/23/2014 08:12	07/23/2014 21:09	SS
10061-02-6	trans-1,3-Dichloropropylene	ND		ug/L	0.67	5.0	1	EPA 8260C	07/23/2014 08:12	07/23/2014 21:09	SS
79-01-6	Trichloroethylene	ND		ug/L	0.16	5.0	1	EPA 8260C	07/23/2014 08:12	07/23/2014 21:09	SS
75-69-4	Trichlorofluoromethane	ND		ug/L	0.54	5.0	1	EPA 8260C	07/23/2014 08:12	07/23/2014 21:09	SS
75-01-4	Vinyl Chloride	ND		ug/L	0.68	5.0	1	EPA 8260C	07/23/2014 08:12	07/23/2014 21:09	SS

	Surrogate Recoveries	Result	Acceptance Range
17060-07-0	*Surrogate: 1,2-Dichloroethane-d4*	*110 %*	*81-123*
460-00-4	*Surrogate: p-Bromofluorobenzene*	*96.0 %*	*70-128*
2037-26-5	*Surrogate: Toluene-d8*	*99.4 %*	*88-114*

Analytical Batch Summary

Batch ID: BG41060 **Preparation Method:** Analysis Preparation **Prepared By:** KK

YORK Sample ID	Client Sample ID	Preparation Date
14G0786-08	MW-15S	07/18/14
BG41060-BLK1	Blank	07/18/14
BG41060-BS1	LCS	07/18/14
BG41060-DUP1	Duplicate	07/18/14
BG41060-MS1	Matrix Spike	07/18/14

Batch ID: BG41083 **Preparation Method:** Preparation for GC Analysis **Prepared By:** RQB

YORK Sample ID	Client Sample ID	Preparation Date
14G0786-01	EW-13	07/23/14
14G0786-02	EW-14	07/23/14
14G0786-03	EWX-14	07/23/14
14G0786-04	EW-15	07/23/14
14G0786-05	EW-16	07/23/14
14G0786-06	EW-17	07/23/14
14G0786-07	MW-19	07/23/14
BG41083-BLK1	Blank	07/23/14
BG41083-DUP1	Duplicate	07/23/14

Batch ID: BG41093 **Preparation Method:** EPA 3010A **Prepared By:** AMC

YORK Sample ID	Client Sample ID	Preparation Date
14G0786-08	MW-15S	07/23/14
BG41093-BLK1	Blank	07/23/14
BG41093-DUP1	Duplicate	07/23/14
BG41093-MS1	Matrix Spike	07/23/14
BG41093-SRM1	Reference	07/23/14

Batch ID: BG41130 **Preparation Method:** EPA 5030B **Prepared By:** BGS

YORK Sample ID	Client Sample ID	Preparation Date
14G0786-01	EW-13	07/23/14
14G0786-02	EW-14	07/23/14
14G0786-03	EWX-14	07/23/14
14G0786-04	EW-15	07/23/14
14G0786-05	EW-16	07/23/14
14G0786-06	EW-17	07/23/14
14G0786-07	MW-19	07/23/14
14G0786-09	Field Blank	07/23/14
14G0786-10	Trip blank	07/23/14
BG41130-BLK1	Blank	07/23/14
BG41130-BS1	LCS	07/23/14
BG41130-BSD1	LCS Dup	07/23/14
BG41130-DUP1	Duplicate	07/23/14

BG41130-MS1	Matrix Spike	07/23/14

Batch ID: BG41291 **Preparation Method:** EPA 300 **Prepared By:** AD

YORK Sample ID	Client Sample ID	Preparation Date
14G0786-08	MW-15S	07/24/14
BG41291-BLK1	Blank	07/24/14
BG41291-BS1	LCS	07/24/14
BG41291-SRM1	Reference	07/24/14

Batch ID: BG41308 **Preparation Method:** EPA 5030B **Prepared By:** BGS

YORK Sample ID	Client Sample ID	Preparation Date
14G0786-01RE1	EW-13	07/26/14
14G0786-02RE1	EW-14	07/26/14
14G0786-03RE1	EWX-14	07/26/14
14G0786-04RE1	EW-15	07/26/14
BG41308-BLK1	Blank	07/26/14
BG41308-BS1	LCS	07/26/14
BG41308-BSD1	LCS Dup	07/26/14

Volatile Organic Compounds by GC/MS - Quality Control Data

York Analytical Laboratories, Inc.

Analyte	Result	Reporting Limit	Units	Spike Level	Source* Result	%REC	%REC Limits	Flag	RPD	RPD Limit	Flag
Batch BG41130 - EPA 5030B											
Blank (BG41130-BLK1)								Prepared & Analyzed: 07/23/2014			
1,1,1,2-Tetrachloroethane	ND	5.0	ug/L								
1,1,1-Trichloroethane	ND	5.0	"								
1,1,2,2-Tetrachloroethane	ND	5.0	"								
1,1,2-Trichloro-1,2,2-trifluoroethane (Freon 113)	ND	5.0	"								
1,1,2-Trichloroethane	ND	5.0	"								
1,1-Dichloroethane	ND	5.0	"								
1,1-Dichloroethylene	ND	5.0	"								
1,1-Dichloropropylene	ND	5.0	"								
1,2,3-Trichlorobenzene	ND	10	"								
1,2,3-Trichloropropane	ND	5.0	"								
1,2,4-Trichlorobenzene	ND	10	"								
1,2-Dibromo-3-chloropropane	ND	10	"								
1,2-Dibromoethane	ND	5.0	"								
1,2-Dichlorobenzene	ND	5.0	"								
1,2-Dichloroethane	ND	5.0	"								
1,2-Dichloropropane	ND	5.0	"								
1,3-Dichlorobenzene	ND	5.0	"								
1,3-Dichloropropane	ND	5.0	"								
1,4-Dichlorobenzene	ND	5.0	"								
2,2-Dichloropropane	ND	5.0	"								
2-Chlorotoluene	ND	5.0	"								
4-Chlorotoluene	ND	5.0	"								
Bromobenzene	ND	5.0	"								
Bromochloromethane	ND	5.0	"								
Bromodichloromethane	ND	5.0	"								
Bromoform	ND	5.0	"								
Bromomethane	ND	5.0	"								
Carbon tetrachloride	ND	5.0	"								
Chlorobenzene	ND	5.0	"								
Chloroethane	ND	5.0	"								
Chloroform	ND	5.0	"								
Chloromethane	ND	5.0	"								
cis-1,2-Dichloroethylene	ND	5.0	"								
cis-1,3-Dichloropropylene	ND	5.0	"								
Dibromochloromethane	ND	5.0	"								
Dibromomethane	ND	5.0	"								
Dichlorodifluoromethane	ND	5.0	"								
Hexachlorobutadiene	ND	5.0	"								
Methylene chloride	ND	10	"								
Tetrachloroethylene	ND	5.0	"								
trans-1,2-Dichloroethylene	ND	5.0	"								
trans-1,3-Dichloropropylene	ND	5.0	"								
Trichloroethylene	ND	5.0	"								
Trichlorofluoromethane	ND	5.0	"								
Vinyl Chloride	ND	5.0	"								
Surrogate: 1,2-Dichloroethane-d4	*48.5*		*"*	*50.0*		*97.1*	*81-123*				
Surrogate: p-Bromofluorobenzene	*50.0*		*"*	*50.0*		*99.9*	*70-128*				
Surrogate: Toluene-d8	*50.0*		*"*	*50.0*		*100*	*88-114*				

Volatile Organic Compounds by GC/MS - Quality Control Data

York Analytical Laboratories, Inc.

Analyte	Result	Reporting Limit	Units	Spike Level	Source* Result	%REC	%REC Limits	Flag	RPD	RPD Limit	Flag
Batch BG41130 - EPA 5030B											
LCS (BG41130-BS1)							Prepared & Analyzed: 07/23/2014				
1,1,1,2-Tetrachloroethane	56		ug/L	50.0		112	85-118				
1,1,1-Trichloroethane	60		"	50.0		120	74-128				
1,1,2,2-Tetrachloroethane	54		"	50.0		109	71-130				
1,1,2-Trichloro-1,2,2-trifluoroethane (Freon 113)	61		"	50.0		122	51-157				
1,1,2-Trichloroethane	58		"	50.0		115	80-122				
1,1-Dichloroethane	59		"	50.0		119	70-131				
1,1-Dichloroethylene	63		"	50.0		126	60-143				
1,1-Dichloropropylene	62		"	50.0		124	78-122	High Bias			
1,2,3-Trichlorobenzene	55		"	50.0		109	68-140				
1,2,3-Trichloropropane	51		"	50.0		101	77-125				
1,2,4-Trichlorobenzene	51		"	50.0		102	65-143				
1,2-Dibromo-3-chloropropane	54		"	50.0		108	60-146				
1,2-Dibromoethane	58		"	50.0		116	82-122				
1,2-Dichlorobenzene	53		"	50.0		107	85-115				
1,2-Dichloroethane	57		"	50.0		113	72-126				
1,2-Dichloropropane	54		"	50.0		108	78-119				
1,3-Dichlorobenzene	52		"	50.0		103	83-117				
1,3-Dichloropropane	56		"	50.0		112	79-121				
1,4-Dichlorobenzene	53		"	50.0		105	83-118				
2,2-Dichloropropane	59		"	50.0		118	60-135				
2-Chlorotoluene	53		"	50.0		105	81-118				
4-Chlorotoluene	50		"	50.0		99.3	81-117				
Bromobenzene	50		"	50.0		100	82-119				
Bromochloromethane	55		"	50.0		111	69-125				
Bromodichloromethane	55		"	50.0		111	84-117				
Bromoform	56		"	50.0		113	77-130				
Bromomethane	65		"	50.0		129	16-162				
Carbon tetrachloride	59		"	50.0		117	72-132				
Chlorobenzene	55		"	50.0		111	88-112				
Chloroethane	64		"	50.0		127	29-172				
Chloroform	61		"	50.0		122	77-124				
Chloromethane	62		"	50.0		124	37-131				
cis-1,2-Dichloroethylene	60		"	50.0		120	77-124				
cis-1,3-Dichloropropylene	56		"	50.0		112	81-117				
Dibromochloromethane	60		"	50.0		120	72-131				
Dibromomethane	56		"	50.0		111	85-116				
Dichlorodifluoromethane	55		"	50.0		111	47-152				
Hexachlorobutadiene	53		"	50.0		105	68-139				
Methylene chloride	63		"	50.0		125	51-145				
Tetrachloroethylene	55		"	50.0		109	75-129				
trans-1,2-Dichloroethylene	59		"	50.0		118	55-148				
trans-1,3-Dichloropropylene	56		"	50.0		111	77-120				
Trichloroethylene	54		"	50.0		108	85-115				
Trichlorofluoromethane	62		"	50.0		125	69-131				
Vinyl Chloride	61		"	50.0		122	44-152				
Surrogate: 1,2-Dichloroethane-d4	*52.7*		*"*	*50.0*		*105*	*81-123*				
Surrogate: p-Bromofluorobenzene	*47.5*		*"*	*50.0*		*94.9*	*70-128*				
Surrogate: Toluene-d8	*49.2*		*"*	*50.0*		*98.5*	*88-114*				

Volatile Organic Compounds by GC/MS - Quality Control Data

York Analytical Laboratories, Inc.

Analyte	Result	Reporting Limit	Units	Spike Level	Source* Result	%REC	%REC Limits	Flag	RPD	RPD Limit	Flag
Batch BG41130 - EPA 5030B											
LCS Dup (BG41130-BSD1)							Prepared & Analyzed: 07/23/2014				
1,1,1,2-Tetrachloroethane	53		ug/L	50.0		106	85-118		4.92	30	
1,1,1-Trichloroethane	57		"	50.0		114	74-128		5.08	30	
1,1,2,2-Tetrachloroethane	52		"	50.0		104	71-130		4.19	30	
1,1,2-Trichloro-1,2,2-trifluoroethane (Freon 113)	58		"	50.0		115	51-157		6.17	30	
1,1,2-Trichloroethane	54		"	50.0		107	80-122		7.27	30	
1,1-Dichloroethane	58		"	50.0		116	70-131		2.37	30	
1,1-Dichloroethylene	56		"	50.0		111	60-143		12.1	30	
1,1-Dichloropropylene	58		"	50.0		116	78-122		6.99	30	
1,2,3-Trichlorobenzene	55		"	50.0		111	68-140		1.05	30	
1,2,3-Trichloropropane	52		"	50.0		104	77-125		2.38	30	
1,2,4-Trichlorobenzene	52		"	50.0		104	65-143		2.15	30	
1,2-Dibromo-3-chloropropane	51		"	50.0		102	60-146		5.69	30	
1,2-Dibromoethane	52		"	50.0		103	82-122		11.6	30	
1,2-Dichlorobenzene	53		"	50.0		105	85-115		1.30	30	
1,2-Dichloroethane	58		"	50.0		116	72-126		2.15	30	
1,2-Dichloropropane	52		"	50.0		104	78-119		3.79	30	
1,3-Dichlorobenzene	53		"	50.0		106	83-117		2.45	30	
1,3-Dichloropropane	53		"	50.0		106	79-121		4.83	30	
1,4-Dichlorobenzene	54		"	50.0		108	83-118		2.75	30	
2,2-Dichloropropane	58		"	50.0		116	60-135		1.90	30	
2-Chlorotoluene	56		"	50.0		111	81-118		5.60	30	
4-Chlorotoluene	51		"	50.0		102	81-117		3.11	30	
Bromobenzene	50		"	50.0		99.5	82-119		0.661	30	
Bromochloromethane	54		"	50.0		107	69-125		3.10	30	
Bromodichloromethane	54		"	50.0		108	84-117		2.68	30	
Bromoform	56		"	50.0		112	77-130		0.659	30	
Bromomethane	62		"	50.0		124	16-162		4.31	30	
Carbon tetrachloride	59		"	50.0		118	72-132		0.238	30	
Chlorobenzene	55		"	50.0		111	88-112		0.0543	30	
Chloroethane	58		"	50.0		115	29-172		10.2	30	
Chloroform	58		"	50.0		116	77-124		5.68	30	
Chloromethane	62		"	50.0		125	37-131		0.660	30	
cis-1,2-Dichloroethylene	59		"	50.0		118	77-124		2.10	30	
cis-1,3-Dichloropropylene	53		"	50.0		107	81-117		4.60	30	
Dibromochloromethane	56		"	50.0		111	72-131		7.49	30	
Dibromomethane	54		"	50.0		108	85-116		2.79	30	
Dichlorodifluoromethane	56		"	50.0		112	47-152		0.986	30	
Hexachlorobutadiene	55		"	50.0		109	68-139		3.77	30	
Methylene chloride	52		"	50.0		104	51-145		18.5	30	
Tetrachloroethylene	57		"	50.0		114	75-129		4.10	30	
trans-1,2-Dichloroethylene	55		"	50.0		109	55-148		8.02	30	
trans-1,3-Dichloropropylene	53		"	50.0		105	77-120		5.29	30	
Trichloroethylene	54		"	50.0		108	85-115		0.778	30	
Trichlorofluoromethane	60		"	50.0		120	69-131		3.69	30	
Vinyl Chloride	58		"	50.0		115	44-152		5.27	30	
Surrogate: 1,2-Dichloroethane-d4	*49.3*		*"*	*50.0*		*98.6*	*81-123*				
Surrogate: p-Bromofluorobenzene	*48.1*		*"*	*50.0*		*96.1*	*70-128*				
Surrogate: Toluene-d8	*48.8*		*"*	*50.0*		*97.7*	*88-114*				

Volatile Organic Compounds by GC/MS - Quality Control Data

York Analytical Laboratories, Inc.

Analyte	Result	Reporting Limit	Units	Spike Level	Source* Result	%REC	%REC Limits	Flag	RPD	RPD Limit	Flag
Batch BG41130 - EPA 5030B											
Duplicate (BG41130-DUP1)	*Source sample: 14G0786-07 (MW-19)							Prepared & Analyzed: 07/23/2014			
1,1,1,2-Tetrachloroethane	ND	5.0	ug/L		ND					200	
1,1,1-Trichloroethane	34	5.0	"		ND					200	
1,1,2,2-Tetrachloroethane	ND	5.0	"		ND					200	
1,1,2-Trichloro-1,2,2-trifluoroethane (Freon 113)	0.85	5.0	"		ND					200	
1,1,2-Trichloroethane	ND	5.0	"		ND					200	
1,1-Dichloroethane	ND	5.0	"		ND					200	
1,1-Dichloroethylene	2.5	5.0	"		ND					200	
1,1-Dichloropropylene	ND	5.0	"		ND					200	
1,2,3-Trichlorobenzene	ND	10	"		ND					200	
1,2,3-Trichloropropane	ND	5.0	"		ND					200	
1,2,4-Trichlorobenzene	ND	10	"		ND					200	
1,2-Dibromo-3-chloropropane	ND	10	"		ND					200	
1,2-Dibromoethane	ND	5.0	"		ND					200	
1,2-Dichlorobenzene	ND	5.0	"		ND					200	
1,2-Dichloroethane	ND	5.0	"		ND					200	
1,2-Dichloropropane	ND	5.0	"		ND					200	
1,3-Dichlorobenzene	ND	5.0	"		ND					200	
1,3-Dichloropropane	ND	5.0	"		ND					200	
1,4-Dichlorobenzene	ND	5.0	"		ND					200	
2,2-Dichloropropane	ND	5.0	"		ND					200	
2-Chlorotoluene	ND	5.0	"		ND					200	
4-Chlorotoluene	ND	5.0	"		ND					200	
Bromobenzene	ND	5.0	"		ND					200	
Bromochloromethane	ND	5.0	"		ND					200	
Bromodichloromethane	ND	5.0	"		ND					200	
Bromoform	ND	5.0	"		ND					200	
Bromomethane	ND	5.0	"		ND					200	
Carbon tetrachloride	250	5.0	"		ND					200	
Chlorobenzene	ND	5.0	"		ND					200	
Chloroethane	ND	5.0	"		ND					200	
Chloroform	12	5.0	"		22				55.3	200	
Chloromethane	ND	5.0	"		ND					200	
cis-1,2-Dichloroethylene	3.1	5.0	"		ND					200	
cis-1,3-Dichloropropylene	ND	5.0	"		ND					200	
Dibromochloromethane	ND	5.0	"		ND					200	
Dibromomethane	ND	5.0	"		ND					200	
Dichlorodifluoromethane	ND	5.0	"		ND					200	
Hexachlorobutadiene	ND	5.0	"		ND					200	
Methylene chloride	ND	10	"		ND					200	
Tetrachloroethylene	84	5.0	"		ND					200	
trans-1,2-Dichloroethylene	ND	5.0	"		ND					200	
trans-1,3-Dichloropropylene	ND	5.0	"		ND					200	
Trichloroethylene	760	5.0	"		3.9				198	200	
Trichlorofluoromethane	ND	5.0	"		ND					200	
Vinyl Chloride	ND	5.0	"		ND					200	
Surrogate: 1,2-Dichloroethane-d4	*52.8*		*"*	*50.0*		*106*	*81-123*				
Surrogate: p-Bromofluorobenzene	*47.4*		*"*	*50.0*		*94.9*	*70-128*				
Surrogate: Toluene-d8	*50.2*		*"*	*50.0*		*100*	*88-114*				

Volatile Organic Compounds by GC/MS - Quality Control Data

York Analytical Laboratories, Inc.

Analyte	Result	Reporting Limit	Units	Spike Level	Source* Result	%REC	%REC Limits	Flag	RPD	RPD Limit	Flag
Batch BG41130 - EPA 5030B											
Matrix Spike (BG41130-MS1)	*Source sample: 14G0786-07 (MW-19)						Prepared & Analyzed: 07/23/2014				
1,1,1,2-Tetrachloroethane	49		ug/L	50.0	ND	97.1	81-121				
1,1,1-Trichloroethane	81		"	50.0	ND	161	71-121	High Bias			
1,1,2,2-Tetrachloroethane	51		"	50.0	ND	101	66-138				
1,1,2-Trichloro-1,2,2-trifluoroethane (Freon 113)	55		"	50.0	ND	110	29-167				
1,1,2-Trichloroethane	51		"	50.0	ND	102	74-130				
1,1-Dichloroethane	54		"	50.0	ND	107	66-128				
1,1-Dichloroethylene	51		"	50.0	ND	103	32-164				
1,1-Dichloropropylene	46		"	50.0	ND	92.0	69-121				
1,2,3-Trichlorobenzene	49		"	50.0	ND	97.3	58-137				
1,2,3-Trichloropropane	50		"	50.0	ND	99.7	69-129				
1,2,4-Trichlorobenzene	47		"	50.0	ND	93.2	52-138				
1,2-Dibromo-3-chloropropane	53		"	50.0	ND	105	47-152				
1,2-Dibromoethane	48		"	50.0	ND	96.2	80-123				
1,2-Dichlorobenzene	49		"	50.0	ND	98.2	76-120				
1,2-Dichloroethane	53		"	50.0	ND	106	67-124				
1,2-Dichloropropane	46		"	50.0	ND	91.5	72-127				
1,3-Dichlorobenzene	47		"	50.0	ND	94.5	74-119				
1,3-Dichloropropane	49		"	50.0	ND	98.3	73-128				
1,4-Dichlorobenzene	50		"	50.0	ND	99.4	71-122				
2,2-Dichloropropane	50		"	50.0	ND	100	54-119				
2-Chlorotoluene	50		"	50.0	ND	100	65-134				
4-Chlorotoluene	50		"	50.0	ND	99.6	71-120				
Bromobenzene	47		"	50.0	ND	93.5	67-132				
Bromochloromethane	60		"	50.0	ND	120	60-130				
Bromodichloromethane	51		"	50.0	ND	102	78-123				
Bromoform	53		"	50.0	ND	107	75-127				
Bromomethane	50		"	50.0	ND	99.7	17-133				
Carbon tetrachloride	270		"	50.0	ND	547	73-119	High Bias			
Chlorobenzene	50		"	50.0	ND	99.2	83-115				
Chloroethane	52		"	50.0	ND	105	45-134				
Chloroform	65		"	50.0	22	86.3	74-121				
Chloromethane	49		"	50.0	ND	97.5	22-149				
cis-1,2-Dichloroethylene	56		"	50.0	ND	112	72-121				
cis-1,3-Dichloropropylene	50		"	50.0	ND	99.5	67-123				
Dibromochloromethane	53		"	50.0	ND	105	84-120				
Dibromomethane	50		"	50.0	ND	99.0	80-118				
Dichlorodifluoromethane	40		"	50.0	ND	80.2	38-142				
Hexachlorobutadiene	48		"	50.0	ND	96.0	67-131				
Methylene chloride	53		"	50.0	ND	106	46-132				
Tetrachloroethylene	120		"	50.0	ND	231	67-120	High Bias			
trans-1,2-Dichloroethylene	51		"	50.0	ND	103	53-137				
trans-1,3-Dichloropropylene	50		"	50.0	ND	100	65-124				
Trichloroethylene	750		"	50.0	3.9	NR	81-116	High Bias			
Trichlorofluoromethane	53		"	50.0	ND	106	53-132				
Vinyl Chloride	48		"	50.0	ND	96.6	38-135				
Surrogate: 1,2-Dichloroethane-d4	*50.5*		*"*	*50.0*		*101*	*81-123*				
Surrogate: p-Bromofluorobenzene	*48.8*		*"*	*50.0*		*97.6*	*70-128*				
Surrogate: Toluene-d8	*47.2*		*"*	*50.0*		*94.5*	*88-114*				

Volatile Organic Compounds by GC/MS - Quality Control Data

York Analytical Laboratories, Inc.

Analyte	Result	Reporting Limit	Units	Spike Level	Source* Result	%REC	%REC Limits	Flag	RPD	RPD Limit	Flag
Batch BG41308 - EPA 5030B											
Blank (BG41308-BLK1)								Prepared & Analyzed: 07/26/2014			
1,1,1,2-Tetrachloroethane	ND	5.0	ug/L								
1,1,1-Trichloroethane	ND	5.0	"								
1,1,2,2-Tetrachloroethane	ND	5.0	"								
1,1,2-Trichloro-1,2,2-trifluoroethane (Freon 113)	ND	5.0	"								
1,1,2-Trichloroethane	ND	5.0	"								
1,1-Dichloroethane	ND	5.0	"								
1,1-Dichloroethylene	ND	5.0	"								
1,1-Dichloropropylene	ND	5.0	"								
1,2,3-Trichlorobenzene	3.0	10	"								
1,2,3-Trichloropropane	ND	5.0	"								
1,2,4-Trichlorobenzene	ND	10	"								
1,2-Dibromo-3-chloropropane	ND	10	"								
1,2-Dibromoethane	ND	5.0	"								
1,2-Dichlorobenzene	ND	5.0	"								
1,2-Dichloroethane	ND	5.0	"								
1,2-Dichloropropane	ND	5.0	"								
1,3-Dichlorobenzene	ND	5.0	"								
1,3-Dichloropropane	ND	5.0	"								
1,4-Dichlorobenzene	ND	5.0	"								
2,2-Dichloropropane	ND	5.0	"								
2-Chlorotoluene	ND	5.0	"								
4-Chlorotoluene	ND	5.0	"								
Bromobenzene	ND	5.0	"								
Bromochloromethane	ND	5.0	"								
Bromodichloromethane	ND	5.0	"								
Bromoform	ND	5.0	"								
Bromomethane	ND	5.0	"								
Carbon tetrachloride	ND	5.0	"								
Chlorobenzene	ND	5.0	"								
Chloroethane	ND	5.0	"								
Chloroform	ND	5.0	"								
Chloromethane	ND	5.0	"								
cis-1,2-Dichloroethylene	ND	5.0	"								
cis-1,3-Dichloropropylene	ND	5.0	"								
Dibromochloromethane	ND	5.0	"								
Dibromomethane	ND	5.0	"								
Dichlorodifluoromethane	ND	5.0	"								
Hexachlorobutadiene	ND	5.0	"								
Methylene chloride	ND	10	"								
Tetrachloroethylene	ND	5.0	"								
trans-1,2-Dichloroethylene	ND	5.0	"								
trans-1,3-Dichloropropylene	ND	5.0	"								
Trichloroethylene	ND	5.0	"								
Trichlorofluoromethane	ND	5.0	"								
Vinyl Chloride	ND	5.0	"								
Surrogate: 1,2-Dichloroethane-d4	*50.5*		*"*	*50.0*		*101*	*81-123*				
Surrogate: p-Bromofluorobenzene	*50.5*		*"*	*50.0*		*101*	*70-128*				
Surrogate: Toluene-d8	*50.0*		*"*	*50.0*		*99.9*	*88-114*				

Volatile Organic Compounds by GC/MS - Quality Control Data

York Analytical Laboratories, Inc.

Analyte	Result	Reporting Limit	Units	Spike Level	Source* Result	%REC	%REC Limits	Flag	RPD	RPD Limit	Flag
Batch BG41308 - EPA 5030B											
LCS (BG41308-BS1)							Prepared & Analyzed: 07/26/2014				
1,1,1,2-Tetrachloroethane	55		ug/L	50.0		110	85-118				
1,1,1-Trichloroethane	57		"	50.0		114	74-128				
1,1,2,2-Tetrachloroethane	52		"	50.0		104	71-130				
1,1,2-Trichloro-1,2,2-trifluoroethane (Freon 113)	79		"	50.0		159	51-157	High Bias			
1,1,2-Trichloroethane	53		"	50.0		106	80-122				
1,1-Dichloroethane	55		"	50.0		109	70-131				
1,1-Dichloroethylene	50		"	50.0		100	60-143				
1,1-Dichloropropylene	56		"	50.0		112	78-122				
1,2,3-Trichlorobenzene	56		"	50.0		112	68-140				
1,2,3-Trichloropropane	54		"	50.0		108	77-125				
1,2,4-Trichlorobenzene	55		"	50.0		110	65-143				
1,2-Dibromo-3-chloropropane	55		"	50.0		110	60-146				
1,2-Dibromoethane	56		"	50.0		112	82-122				
1,2-Dichlorobenzene	54		"	50.0		108	85-115				
1,2-Dichloroethane	57		"	50.0		114	72-126				
1,2-Dichloropropane	53		"	50.0		107	78-119				
1,3-Dichlorobenzene	53		"	50.0		107	83-117				
1,3-Dichloropropane	54		"	50.0		108	79-121				
1,4-Dichlorobenzene	54		"	50.0		107	83-118				
2,2-Dichloropropane	52		"	50.0		103	60-135				
2-Chlorotoluene	51		"	50.0		102	81-118				
4-Chlorotoluene	52		"	50.0		105	81-117				
Bromobenzene	52		"	50.0		105	82-119				
Bromochloromethane	53		"	50.0		105	69-125				
Bromodichloromethane	55		"	50.0		110	84-117				
Bromoform	58		"	50.0		115	77-130				
Bromomethane	53		"	50.0		107	16-162				
Carbon tetrachloride	58		"	50.0		116	72-132				
Chlorobenzene	54		"	50.0		107	88-112				
Chloroethane	50		"	50.0		100	29-172				
Chloroform	56		"	50.0		112	77-124				
Chloromethane	49		"	50.0		98.3	37-131				
cis-1,2-Dichloroethylene	54		"	50.0		107	77-124				
cis-1,3-Dichloropropylene	53		"	50.0		106	81-117				
Dibromochloromethane	56		"	50.0		111	72-131				
Dibromomethane	54		"	50.0		107	85-116				
Dichlorodifluoromethane	50		"	50.0		99.4	47-152				
Hexachlorobutadiene	53		"	50.0		106	68-139				
Methylene chloride	51		"	50.0		103	51-145				
Tetrachloroethylene	58		"	50.0		115	75-129				
trans-1,2-Dichloroethylene	54		"	50.0		108	55-148				
trans-1,3-Dichloropropylene	51		"	50.0		102	77-120				
Trichloroethylene	52		"	50.0		104	85-115				
Trichlorofluoromethane	50		"	50.0		99.7	69-131				
Vinyl Chloride	47		"	50.0		93.6	44-152				
Surrogate: 1,2-Dichloroethane-d4	*52.8*		*"*	*50.0*		*106*	*81-123*				
Surrogate: p-Bromofluorobenzene	*49.1*		*"*	*50.0*		*98.2*	*70-128*				
Surrogate: Toluene-d8	*49.8*		*"*	*50.0*		*99.6*	*88-114*				

Volatile Organic Compounds by GC/MS - Quality Control Data

York Analytical Laboratories, Inc.

Analyte	Result	Reporting Limit	Units	Spike Level	Source* Result	%REC	%REC Limits	Flag	RPD	RPD Limit	Flag
Batch BG41308 - EPA 5030B											
LCS Dup (BG41308-BSD1)								Prepared & Analyzed: 07/26/2014			
1,1,1,2-Tetrachloroethane	54		ug/L	50.0		108	85-118		1.96	30	
1,1,1-Trichloroethane	56		"	50.0		113	74-128		1.34	30	
1,1,2,2-Tetrachloroethane	50		"	50.0		100	71-130		3.85	30	
1,1,2-Trichloro-1,2,2-trifluoroethane (Freon 113)	80		"	50.0		159	51-157	High Bias	0.189	30	
1,1,2-Trichloroethane	52		"	50.0		104	80-122		2.36	30	
1,1-Dichloroethane	54		"	50.0		107	70-131		1.53	30	
1,1-Dichloroethylene	50		"	50.0		101	60-143		0.298	30	
1,1-Dichloropropylene	55		"	50.0		109	78-122		2.35	30	
1,2,3-Trichlorobenzene	54		"	50.0		108	68-140		3.72	30	
1,2,3-Trichloropropane	54		"	50.0		109	77-125		0.460	30	
1,2,4-Trichlorobenzene	54		"	50.0		107	65-143		2.27	30	
1,2-Dibromo-3-chloropropane	53		"	50.0		106	60-146		3.89	30	
1,2-Dibromoethane	54		"	50.0		108	82-122		3.09	30	
1,2-Dichlorobenzene	53		"	50.0		105	85-115		2.23	30	
1,2-Dichloroethane	56		"	50.0		111	72-126		2.38	30	
1,2-Dichloropropane	52		"	50.0		103	78-119		3.57	30	
1,3-Dichlorobenzene	52		"	50.0		105	83-117		1.80	30	
1,3-Dichloropropane	52		"	50.0		104	79-121		3.88	30	
1,4-Dichlorobenzene	53		"	50.0		107	83-118		0.468	30	
2,2-Dichloropropane	52		"	50.0		103	60-135		0.387	30	
2-Chlorotoluene	51		"	50.0		102	81-118		0.510	30	
4-Chlorotoluene	51		"	50.0		103	81-117		1.95	30	
Bromobenzene	51		"	50.0		101	82-119		3.37	30	
Bromochloromethane	52		"	50.0		104	69-125		1.11	30	
Bromodichloromethane	54		"	50.0		108	84-117		1.69	30	
Bromoform	55		"	50.0		110	77-130		4.23	30	
Bromomethane	52		"	50.0		104	16-162		2.16	30	
Carbon tetrachloride	58		"	50.0		116	72-132		0.397	30	
Chlorobenzene	52		"	50.0		105	88-112		2.43	30	
Chloroethane	49		"	50.0		98.6	29-172		1.87	30	
Chloroform	55		"	50.0		110	77-124		1.74	30	
Chloromethane	49		"	50.0		97.6	37-131		0.755	30	
cis-1,2-Dichloroethylene	54		"	50.0		108	77-124		0.763	30	
cis-1,3-Dichloropropylene	52		"	50.0		104	81-117		1.34	30	
Dibromochloromethane	54		"	50.0		107	72-131		3.69	30	
Dibromomethane	54		"	50.0		107	85-116		0.410	30	
Dichlorodifluoromethane	48		"	50.0		96.5	47-152		2.96	30	
Hexachlorobutadiene	53		"	50.0		105	68-139		0.796	30	
Methylene chloride	52		"	50.0		104	51-145		1.31	30	
Tetrachloroethylene	59		"	50.0		118	75-129		2.44	30	
trans-1,2-Dichloroethylene	53		"	50.0		106	55-148		2.13	30	
trans-1,3-Dichloropropylene	51		"	50.0		102	77-120		0.0978	30	
Trichloroethylene	51		"	50.0		102	85-115		2.08	30	
Trichlorofluoromethane	49		"	50.0		97.7	69-131		1.99	30	
Vinyl Chloride	48		"	50.0		95.0	44-152		1.46	30	
Surrogate: 1,2-Dichloroethane-d4	*51.8*		*"*	*50.0*		*104*	*81-123*				
Surrogate: p-Bromofluorobenzene	*48.6*		*"*	*50.0*		*97.2*	*70-128*				
Surrogate: Toluene-d8	*49.2*		*"*	*50.0*		*98.5*	*88-114*				

Gas Chromatography/Flame Ionization Detector - Quality Control Data

York Analytical Laboratories, Inc.

Analyte	Result	Reporting Limit	Units	Spike Level	Source* Result	%REC	%REC Limits	Flag	RPD	RPD Limit	Flag
Batch BG41083 - Preparation for GC Analysis											
Blank (BG41083-BLK1)								Prepared & Analyzed: 07/23/2014			
Methane	ND	10	ug/L								
Ethane	ND	10	"								
Ethylene (Ethene)	ND	10	"								
Duplicate (BG41083-DUP1)	*Source sample: 14G0786-01 (EW-13)							Prepared & Analyzed: 07/23/2014			
Methane	ND	10	ug/L		ND					30	
Ethane	ND	10	"		ND					30	
Ethylene (Ethene)	ND	10	"		ND					30	

Metals by ICP - Quality Control Data

York Analytical Laboratories, Inc.

Analyte	Result	Reporting Limit	Units	Spike Level	Source* Result	%REC	%REC Limits	Flag	RPD	RPD Limit	Flag
Batch BG41093 - EPA 3010A											
Blank (BG41093-BLK1)								Prepared & Analyzed: 07/23/2014			
Arsenic	ND	0.00400	mg/L								
Barium	ND	0.0100	"								
Cadmium	ND	0.00300	"								
Chromium	ND	0.00500	"								
Copper	ND	0.00300	"								
Lead	ND	0.00300	"								
Selenium	ND	0.0100	"								
Duplicate (BG41093-DUP1)	*Source sample: 14G0786-08 (MW-15S)							Prepared & Analyzed: 07/23/2014			
Arsenic	ND	0.00400	mg/L		ND					20	
Barium	0.420	0.0100	"		0.408				2.99	20	
Cadmium	ND	0.00300	"		ND					20	
Chromium	ND	0.00500	"		ND					20	
Copper	0.00334	0.00300	"		0.00305				8.83	20	
Lead	ND	0.00300	"		ND					20	
Selenium	ND	0.0100	"		ND					20	
Matrix Spike (BG41093-MS1)	*Source sample: 14G0786-08 (MW-15S)							Prepared & Analyzed: 07/23/2014			
Arsenic	2.31	0.00400	mg/L	2.00	ND	115	75-125				
Barium	2.57	0.0100	"	2.00	0.408	108	75-125				
Cadmium	0.0526	0.00300	"	0.0500	ND	105	75-125				
Chromium	0.205	0.00500	"	0.200	ND	103	75-125				
Copper	0.283	0.00300	"	0.250	0.00305	112	75-125				
Lead	0.504	0.00300	"	0.500	ND	101	75-125				
Selenium	2.45	0.0100	"	2.00	ND	123	75-125				
Reference (BG41093-SRM1)								Prepared & Analyzed: 07/23/2014			
Arsenic	0.221	0.00400	mg/L	0.243		91.0	82.7-118				
Barium	2.03	0.0100	"	1.99		102	86.9-113				
Cadmium	0.188	0.00300	"	0.198		94.8	84.8-114				
Chromium	0.744	0.00500	"	0.780		95.4	87.2-113				
Copper	0.164	0.00300	"	0.170		96.5	89.4-111				
Lead	0.211	0.00300	"	0.213		99.2	85-115				
Selenium	1.18	0.0100	"	1.28		92.1	79.6-116				

Anions by Ion Chromatography - Quality Control Data

York Analytical Laboratories, Inc.

Analyte	Result	Reporting Limit	Units	Spike Level	Source* Result	%REC	%REC Limits	Flag	RPD	RPD Limit	Flag
Batch BG41291 - EPA 300											
Blank (BG41291-BLK1)								Prepared & Analyzed: 07/24/2014			
Chloride	ND	0.500	mg/L								
LCS (BG41291-BS1)								Prepared & Analyzed: 07/24/2014			
Chloride	10.4	0.500	mg/L	10.0		104	85-115				
Reference (BG41291-SRM1)								Prepared & Analyzed: 07/24/2014			
Chloride	4.01		mg/L	3.99		101	90-110				

Wet Chemistry Parameters - Quality Control Data

York Analytical Laboratories, Inc.

Analyte	Result	Reporting Limit	Units	Spike Level	Source* Result	%REC	%REC Limits	Flag	RPD	RPD Limit	Flag
Batch BG41060 - Analysis Preparation											
Blank (BG41060-BLK1)								Prepared & Analyzed: 07/18/2014			
Chromium, Hexavalent	ND	0.0100	mg/L								
LCS (BG41060-BS1)								Prepared & Analyzed: 07/18/2014			
Chromium, Hexavalent	0.530	0.0100	mg/L	0.500		106	80-120				
Duplicate (BG41060-DUP1)	*Source sample: 14G0786-08 (MW-15S)							Prepared & Analyzed: 07/18/2014			
Chromium, Hexavalent	ND	0.0100	mg/L		ND					20	
Matrix Spike (BG41060-MS1)	*Source sample: 14G0786-08 (MW-15S)							Prepared & Analyzed: 07/18/2014			
Chromium, Hexavalent	0.520	0.0100	mg/L	0.500	ND	104	75-125				

Volatile Analysis Sample Containers

Lab ID	Client Sample ID	Volatile Sample Container
14G0786-01	EW-13	40mL Clear Vial (pre-pres.) HCl; Cool to 4° C
14G0786-02	EW-14	40mL Clear Vial (pre-pres.) HCl; Cool to 4° C
14G0786-03	EWX-14	40mL Clear Vial (pre-pres.) HCl; Cool to 4° C
14G0786-04	EW-15	40mL Clear Vial (pre-pres.) HCl; Cool to 4° C
14G0786-05	EW-16	40mL Clear Vial (pre-pres.) HCl; Cool to 4° C
14G0786-06	EW-17	40mL Clear Vial (pre-pres.) HCl; Cool to 4° C
14G0786-07	MW-19	40mL Clear Vial (pre-pres.) HCl; Cool to 4° C
14G0786-09	Field Blank	40mL Clear Vial (pre-pres.) HCl; Cool to 4° C
14G0786-10	Trip blank	40mL Clear Vial (pre-pres.) HCl; Cool to 4° C

Notes and Definitions

QM-07	The spike recovery was outside acceptance limits for the MS and/or MSD. The batch was accepted based on acceptable LCS recovery.
QL-02	This LCS analyte is outside Laboratory Recovery limits due the analyte behavior using the referenced method. The reference method has certain limitations with respect to analytes of this nature.
J	Detected below the Reporting Limit but greater than or equal to the Method Detection Limit (MDL/LOD) or in the case of a TIC, the result is an estimated concentration.
B	Analyte is found in the associated analysis batch blank. For volatiles, methylene chloride and acetone are common lab contaminants. Data users should consider anything <10x the blank value as artifact.

---

*	Analyte is not certified or the state of the samples origination does not offer certification for the Analyte.
ND	NOT DETECTED - the analyte is not detected at the Reported to level (LOQ/RL or LOD/MDL)
RL	REPORTING LIMIT - the minimum reportable value based upon the lowest point in the analyte calibration curve.
LOQ	LIMIT OF QUANTITATION - the minimum concentration of a target analyte that can be reported within a specified degree of confidence. This is the lowest point in an analyte calibration curve that has been subjected to all steps of the processing/analysis and verified to meet defined criteria. This is based upon NELAC 2009 Standards and applies to all analyses.
LOD	LIMIT OF DETECTION - a verified estimate of the minimum concentration of a substance in a given matrix that an analytical process can reliably detect. This is based upon NELAC 2009 Standards and applies to all analyses conducted under the auspices of EPA SW-846.
MDL	METHOD DETECTION LIMIT - a statistically derived estimate of the minimum amount of a substance an analytical system can reliably detect with a 99% confidence that the concentration of the substance is greater than zero. This is based upon 40 CFR Part 136 Appendix B and applies only to EPA 600 and 200 series methods.
Reported to	This indicates that the data for a particular analysis is reported to either the LOD/MDL, or the LOQ/RL. In cases where the "Reported to" is located above the LOD/MDL, any value between this and the LOQ represents an estimated value which is "J" flagged accordingly. This applies to volatile and semi-volatile target compounds only.
NR	Not reported
RPD	Relative Percent Difference
Wet	The data has been reported on an as-received (wet weight) basis
Low Bias	Low Bias flag indicates that the recovery of the flagged analyte is below the laboratory or regulatory lower control limit. The data user should take note that this analyte may be biased low but should evaluate multiple lines of evidence including the LCS and site-specific MS/MSD data to draw bias conclusions. In cases where no site-specific MS/MSD was requested, only the LCS data can be used to evaluate such bias.
High Bias	High Bias flag indicates that the recovery of the flagged analyte is above the laboratory or regulatory upper control limit. The data user should take note that this analyte may be biased high but should evaluate multiple lines of evidence including the LCS and site-specific MS/MSD data to draw bias conclusions. In cases where no site-specific MS/MSD was requested, only the LCS data can be used to evaluate such bias.
Non-Dir.	Non-dir. flag (Non-Directional Bias) indicates that the Relative Percent Difference (RPD) (a measure of precision) among the MS and MSD data is outside the laboratory or regulatory control limit. This alerts the data user where the MS and MSD are from site-specific samples that the RPD is high due to either non-homogeneous distribution of target analyte between the MS/MSD or indicates poor reproducibility for other reasons.

If EPA SW-846 method 8270 is included herein it is noted that the target compound N-nitrosodiphenylamine (NDPA) decomposes in the gas chromatographic inlet and cannot be separated from diphenylamine (DPA). These results could actually represent 100% DPA, 100% NDPA or some combination of the two.
For this reason, York reports the combined result for n-nitrosodiphenylamine and diphenylamine for either of these compounds as a combined concentration as Diphenylamine.

If Total PCBs are detected and the target aroclors reported are "Not detected", the Total PCB value is reported due to the presence of either or both Aroclors 1262 and 1268 which are non-target aroclors for some regulatory lists.

2-chloroethylvinyl ether readily breaks down under acidic conditions. Samples that are acid preserved, including standards will exhibit breakdown. The data user should take note.

Certification for pH is no longer offered by NYDOH ELAP.

Semi-Volatile and Volatile analyses are reported down to the LOD/MDL, with values between the LOD/MDL and the LOQ being "J" flagged as estimated results.

Corrective Action: Lab did not receive unpreserved VOA vials for Methane, Ethane, & Ethylene analsyis on sample #3 - EWX-14 as indicated on CoC.

YORK ANALYTICAL LABORATORIES INC
YORK ANALYTICAL LABORATORIES
120 RESEARCH DR.
STRATFORD, CT 06615
(203) 325-1371
FAX (203) 357-0166

Field Chain-of-Custody Record

NOTE: York's Std. Terms & Conditions are listed on the back side of this document. This document serves as your written authorization to York to proceed with the analyses requested and your signature binds you to York's Std. Terms & Conditions.

York Project No. 14G0786

YOUR Information	Report To:	Invoice To:	YOUR Project ID	Turn-Around Time	Report Type
Company: LBG, Inc.	Company: same	Company: same	SNYGEN	RUSH - Same Day ☐	Summary Report
Address: 4 Research Dr, Suite 300 Shelton, CT 06484	Address: ↙	Address: ↙	Purchase Order No.	RUSH - Next Day ☐	Summary w/ QA Summary
Phone No. 203-929-8555	Phone No.	Phone No.		RUSH - Two Day ☐	CT RCP Package
Contact Person: Karen DeStefano	Attention:	Attention:		RUSH - Three Day ☐	CTRCP DQA/DUE Pkg
E-Mail Address: kdestefano@lbgi.com	E-Mail Address:	E-Mail Address:	Samples from: CT ___ NY X NJ ___	RUSH - Four Day ☐	NY ASP A Package
				Standard(5-7 Days) X	NY ASP B Package X
					NJDEP Red. Deliv.

Print Clearly and Legibly. All Information must be complete. Samples will NOT be logged in and the turn-around time clock will not begin until any questions by York are resolved.

Samples Collected/Authorized By (Signature)

Caitlin Colwell
Name (printed)

Matrix Codes
S - soil
Other - specify(oil, etc.)
WW - wastewater
GW - groundwater
DW - drinking water
Air-A - ambient air
Air-SV - soil vapor

Volatiles		Semi-Vols.	Pest/PCB/Herb	Metals	Misc. Org.	Full Lists	Misc.
8260 full	TICs	8270 or 625	8082PCB	RCRA8	TPH GRO	Pri.Poll.	Corrosivity
624	Site Spec.	STARS list	8081Pest	PP13 list	TPH DRO	TCL Organics	Reactivity
STARS list	Nassau Co.	BN Only	8151Herb	TAL	CT ETPH	TAL Met/CN	Ignitability
BTEX	Suffolk Co.	Acids Only	CT RCP	CT15 list	NY 310-13	Full TCLP	Flash Point
MTBE	Ketones	PAH list	App. IX	TAGM list	TPH 1664	Full App. IX	Sieve Anal.
TCL list	Oxygenates	TAGM list	Site Spec.	NJDEP list	Air TO14A	Part 360-Routine	Heterotrophs
TAGM list	TCLP list	CT RCP list	SPLP or TCLP	Total	Air TO15	Part 360-Baseline	TOX
CT RCP list	524.2	TCL list	TCLP Pest	Dissolved	Air STARS	Part 360-Expanded No Dioxin/Furans	BTU/lb.
Arom. only	502.2	NJDEP list	TCLP Herb	SPLP or TCLP	Air VPH	Part 360-Expanded Full List	Aquatic Tox.
Halog.only	NJDEP list	App. IX	Chlordane	Indiv. Metals	Air TICs	NYCDEPSewer	TOC
App.IX list	SPLP or TCLP	TCLP BNA	608 Pest	LIST Below	Methane	NYSDECSewer	Asbestos
8021B list		SPLP or TCLP	608 PCB		Helium	TAGM	Silica

Report Type	
Summary Report	
Summary w/ QA Summary	
CT RCP Package	
CTRCP DQA/DUE Pkg	
NY ASP A Package	
NY ASP B Package	X
NJDEP Red. Deliv.	
Electronic Data Deliverables (EDD)	
Simple Excel	
NYSDEC EQuIS	
EQuIS (std)	X
EZ-EDD (EQuIS)	
NJDEP SRP HazSite EDD	
GIS/KEY (std)	
Other	LBG
York Regulatory Comparison Excel Spreadsheet	
Compare to the following Regs. (please fill in):	

Sample Identification	Date/Time Sampled	Sample Matrix	Choose Analyses Needed from the Menu Above and Enter Below	Container Description(s)
EW-13	7/18/14 12:57	GW	Halogenated VOCs, methane, ethane, ethene	3 HCl VOA, 3 VOA
EW-14	11:42			
EWX-14	12:06			
EW-15	11:08			
EW-16	10:25			
EW-17	9:48			
MW-19	9:16			
MW-15S	13:34		As, Ba, Cd, Cr, Hex Cr, Cu, Pb, Se, chloride	2×250mL, 1×250mL HNO_3
Field Blank	14:00	W	Halogenated VOCs	3 HCl VOA
Trip Blank	LAB			2 HCl VOA

Comments

Preservation Check those Applicable	4°C ___ Frozen ___ HCl ___ MeOH ___ HNO_3 ___ H_2SO_4 ___ NaOH ___ ZnAc ___ Ascorbic Acid ___ Other ___
Special Instructions	
Field Filtered ☐	
Lab to Filter ☐	

Samples Relinquished By	Date/Time	Samples Received By	Date/Time
	7/18/14 16:20		
Samples Relinquished By	Date/Time	Samples Received in LAB by	Date/Time
			7/18/14 16:20

Temperature on Receipt 4.3 °C

60-DAY POST TREATMENT

LEGGETTE, BRASHEARS & GRAHAM, INC.

PAGE 1 OF 1

SAMPLE DATE: 11/24 - 25/14

LOW-FLOW SAMPLING LOG

TOTAL # WELLS: 21

Client Name: Former - Sony MRC

Project Location: 542 Route 303, Orangeburg, NY

Sampler(s): Patrick Welsh, Caitlin Cowell

Sample Pump: Geopump

Tubing Type: LDPE - 35' Tygon - 2'

Monitoring Equipment: YSI

Well I.D. EW-5

Well Diameter (inches): 2

Total Depth (ft btoc):

Depth to Water (ft btoc): 12.63

Screen Setting (ft btoc): 21' to 28'

Tubing Intake (ft btoc): ~25'

Comments: Pump on at 13:16

Well Condition: Good

Time (hours)	Depth to Water (ft btoc)	Evacuation Rate (ml/min)	pH	Conductivity (µs/cm)	Turbidity (NTU)	Dissolved oxygen (mg/l)	Temperature (°C)	ORP (mv)
13:23	12.95	100	7.18	6186	76.4	2.79	18.53	280.9
13:26	12.96		7.12	6348	108.2	3.14	18.23	307.6
13:29	12.96		7.08	6301	71.8	3.10	18.28	336.6
13:32	12.97		7.04	6273	140.8	3.05	18.14	348.6
13:35	12.97		7.03	6235	158.7	2.86	18.09	358.2
13:38	12.98		6.97	6181	215.0	2.74	17.95	369.2
13:41	12.98		6.94	6085	197.7	2.88	17.75	373.6
13:44	12.99		6.90	6002	167.9	2.69	17.34	378.9
13:47	12.99		6.87	5941	126.6	2.74	17.23	385.6
13:50	13.00		6.87	6004	62.3	2.55	17.67	392.4
13:53	13.00		6.87	6017	77.3	2.52	17.70	394.4
13:56	13.01		6.86	6005	82.2	2.61	17.60	395.9

Stabilization of Parameters (stabilization achieved for three consecutive measurements)

Time FROM	Time TO	Depth to Water (ft btoc)	Total Removed > Change in Storage (Y/N)? 1.5 > 0.06	pH	Conductivity (%)	Turbidity (%)	Dissolved oxygen (%)	Temperature (%)	ORP (mv)
13:50	13:53	0.37	✓	0.00	0.2²	24.1²	1.2²	0.2²	2.0
13:53	13:56	0.37	✓	0.01	0.2²	6.3²	1.7²	0.6²	1.5
13:50	13:56	0.38	✓	0.01	0.01²	31.9²	2.3²	0.4²	3.5
Recommended Stabilization		≤ 0.3 ft. total	NA	+/- 0.1 unit	+/- 3%	<5 NTU or +/- 10%	+/- 10% if >0.5 mg/L	+/- 3%	+/- 10 mv
Stabilization: (Yes/No)		N	Y	Y	Y	N	Y	Y	Y

Sample Time: 14:00

ft btoc	feet below top of casing	NTU	Nephelometric Turbidity Units	°C	degrees Celsius
ml/min	milliliters per minute	mg/l	milligrams per liter	mv	millivolts
µs/cm	microseimens per centimeter	ms/cm	milliseimens per centimeter		

LEGGETTE, BRASHEARS & GRAHAM, INC.

PAGE 1 OF

SAMPLE DATE: 11/24 - 25/14

LOW-FLOW SAMPLING LOG

TOTAL # WELLS: 21

Client Name: Former - Sony MRC

Project Location: 542 Route 303, Orangeburg, NY

Sampler(s): ~~Patrick Welsh~~ Caitlin Colwell

Sample Pump: Geopump

Tubing Type: LDPE - 40' Tygon - 2'

Monitoring Equipment: YSI

Well I.D. EW-6

Well Diameter (inches): 2

Total Depth (ft btoc):

Depth to Water (ft btoc): 12.85

Screen Setting (ft btoc): 21' to 28'

Tubing Intake (ft btoc): ~25'

Comments: Pump on at 11:20

Well Condition: Good

Time (hours)	Depth to Water (ft btoc)	Evacuation Rate (ml/min)	pH	Conductivity µS/cm	Turbidity (NTU)	Dissolved oxygen (mg/l)	Temperature (°C)	ORP (mv)
11:28	12.98	100	7.46	3541	860.3	4.32	13.21	259.3
11:31	12.99		7.44	3523	1164.9	3.82	13.31	326.0
11:34	13.00		7.44	3511	1207.7	3.54	13.38	346.7
11:37	13.00		7.42	3492	847.7	3.41	13.35	360.8
11:40	13.01		7.42	3475	590.8	3.26	13.43	365.7
11:43	13.02		7.41	3445	355.1	3.18	13.34	368.6
11:46	13.03		7.43	3422	247.0	3.17	13.26	368.4
11:49	13.04		7.41	3420	178.9	3.22	13.32	369.0
11:52	13.05		7.40	3401	132.0	3.24	13.22	368.5
11:55	13.06		7.42	3388	95.2	3.16	13.18	366.2
11:58	13.07		7.42	3370	92.5	3.15	13.11	364.6
12:01	13.08		7.41	3355	95.7	3.28	13.08	364.0

Stabilization of Parameters (stabilization achieved for three consecutive measurements)

Time FROM	Time TO	Depth to Water (ft btoc)	Total Removed > Change in Storage (Y/N)? 1.5 > 0.04	pH	Conductivity (%)	Turbidity (%)	Dissolved oxygen (%)	Temperature (%)	ORP (mv)
11:55	11:58	0.21	✓	0.00	0.5^2	5.8^2	0.3^2	0.5^2	1.6
11:58	12:01	0.22	✓	0.01	0.4^2	3.5^2	4.1^2	0.2^2	0.6
11:55	12:01	0.23	✓	0.01	0.9^2	2.5^2	3.9^2	0.7^2	2.2
Recommended Stabilization		≤ 0.3 ft. total	NA	+/- 0.1 unit	+/- 3%	<5 NTU or +/- 10%	+/- 10% if >0.5 mg/L	+/- 3%	+/- 10 mv
Stabilization: (Yes/No)		Y	Y	Y	Y	Y	Y	Y	Y

Sample Time: 12:03

ft btoc	feet below top of casing	NTU	Nephelometric Turbidity Units	°C	degrees Celsius
ml/min	milliliters per minute	mg/l	milligrams per liter	mv	millivolts
µs/cm	microseimens per centimeter	ms/cm	milliseimens per centimeter		

LEGGETTE, BRASHEARS & GRAHAM, INC.

PAGE 1 OF 1

SAMPLE DATE: 11/24 - 25/14

LOW-FLOW SAMPLING LOG

TOTAL # WELLS:

Client Name: Former - Sony MRC

Project Location: 542 Route 303, Orangeburg, NY

Sampler(s): ~~Patrick Welsh~~ E. Foster

Well I.D. EW-7

Well Diameter (inches): 2

Total Depth (ft btoc):

Depth to Water (ft btoc): 13.49'

Sample Pump: Geopump

Tubing Type: LDPE - 80' Tygon - 2'

Monitoring Equipment: YSI

Screen Setting (ft btoc): 13.18 to 21.28

Tubing Intake (ft btoc): ~25'

Comments: Pump on at 1226

FULL @ 1229

Well Condition: Good : 56 Props Sodium Thiosulfate

Time (hours)	Depth to Water (ft btoc)	Evacuation Rate (ml/min)	Water Quality Monitoring Parameters: pH	Conductivity (us/cm)	Turbidity (NTU)	Dissolved oxygen (mg/l)	Temperature (°C)	ORP (mv)
1229	13.61	150	7.49	6391	91.5	4.75	15.21	698
1232	13.61	150	7.49	6391	74.2	4.67	15.16	699
1235	13.60	150	7.48	6390	76.3	4.63	15.24	700
1238	13.60	150	7.47	6390	64.9	4.62	15.24	701
1241	13.61	150	7.47	6394	52.2	4.57	15.33	702
1244	13.61	150	7.47	6394	47.9	4.54	15.35	703
1247	13.61	150	7.47	6398	46.1	4.53	15.32	703
1250	13.61	150	7.47	6393	46.3	4.53	15.30	703
1253	13.61	150	7.47	6396	44.2	4.53	15.29	703

Stabilization of Parameters (stabilization achieved for three consecutive measurements)

Time FROM	Time TO	Depth to Water (ft btoc)	Total Removed > Change in Storage (Y/N)?	pH	Conductivity (%)	Turbidity (%)	Dissolved oxygen (%)	Temperature (%)	ORP (mv)
1247	1250	+/-0	Yes	+/-0	.08%	.4%	+/-0	.1%	+/-0
1250	1253	↓	↓	↓	.05%	4.7%	↓	.06%	↓
1247	1253	↓	↓	↓	.03%	4.1%	↓	.2%	↓
Recommended Stabilization		≤ 0.3 ft. total	NA	+/- 0.1 unit	+/- 3%	<5 NTU or +/- 10%	+/- 10% if >0.5 mg/L	+/- 3%	+/- 10 mv
Stabilization: (Yes/No)		Yes	Yes	Yes	Yes	Yes	Yes	Yes	Yes

Sample Time: 1254

ft btoc	feet below top of casing	NTU	Nephelometric Turbidity Units	°C	degrees Celsius
ml/min	milliliters per minute	mg/l	milligrams per liter	mv	millivolts
µs/cm	microseimens per centimeter	ms/cm	milliseimens per centimeter		

LEGGETTE, BRASHEARS & GRAHAM, INC.

PAGE 1 OF 1

SAMPLE DATE: 11/24 - 25/14

LOW-FLOW SAMPLING LOG

TOTAL # WELLS: 21

Client Name: Former - Sony MRC

Project Location: 542 Route 303, Orangeburg, NY

Sampler(s): ~~Patrick Welsh~~ E. Foster

Sample Pump: Geopump

Tubing Type: LDPE - 30' Tygon - 2'

Monitoring Equipment: Ysi

Well I.D. EW-8

Well Diameter (inches): 2

Total Depth (ft btoc):

Depth to Water (ft btoc): 13.94'

Screen Setting (ft btoc): 13-18 to 21-28

Tubing Intake (ft btoc): ~ 25'

Comments: Pump on at 11:10

Full @ 1115

Well Condition: Good. Water clear, No preservative added.

Time (hours)	Depth to Water (ft btoc)	Evacuation Rate (ml/min)	Water Quality Monitoring Parameters: pH	Conductivity (us/cm)	Turbidity (NTU)	Dissolved oxygen (mg/l)	Temperature (°C)	ORP (mv)
1115	14.17	100	7.26	2324	93.2	1.39	14.60	434
1118	14.17	100	7.26	2321	74.0	1.34	14.59	435
1121	14.17	100	7.26	2319	68.8	1.34	14.56	436
1124	14.17	100	7.27	2320	54.3	1.30	14.58	436
1127	14.17	100	7.27	2315	48.7	1.29	14.61	436
1130	14.17	100	7.27	2314	46.7	1.29	14.62	436
1133	14.17	100	7.27	2313	43.4	1.29	14.63	436

Stabilization of Parameters (stabilization achieved for three consecutive measurements)

Time FROM	Time TO	Depth to Water (ft btoc)	Total Removed > Change in Storage (Y/N)?	pH	Conductivity (%)	Turbidity (%)	Dissolved oxygen (%)	Temperature (%)	ORP (mv)
1127	1130	+/-0	Yes	+/-0	.04%	4.1%	+/-0	.1%	+/-0
1130	1134	↓	↓	↓	.04%	7.1%	↓	.07%	↓
1127	1134	↓	↓	↓	.8%	10.9%	↓	.17%	↓
Recommended Stabilization		≤ 0.3 ft. total	NA	+/- 0.1 unit	+/- 3%	<5 NTU or +/- 10%	+/- 10% if >0.5 mg/L	+/- 3%	+/- 10 mv
Stabilization: (Yes/No)		Yes	Yes	Yes	Yes	Yes	Yes	Yes	Yes

Sample Time: 1134

ft btoc	feet below top of casing	NTU	Nephelometric Turbidity Units	°C	degrees Celsius
ml/min	milliliters per minute	mg/l	milligrams per liter	mv	millivolts
µs/cm	microseimens per centimeter	ms/cm	milliseimens per centimeter		

LEGGETTE, BRASHEARS & GRAHAM, INC.

SAMPLE DATE: 11/24 - 25/14

LOW-FLOW SAMPLING LOG

TOTAL # WELLS: 21

Client Name: Former - Sony MRC
Project Location: 542 Route 303, Orangeburg, NY
Sampler(s): Patrick Welsh

Sample Pump: Geopump
Tubing Type: LDPE - 30 Tygon - 2
Monitoring Equipment: Ysi

Well I.D. FW-9
Well Diameter (inches): 2
Total Depth (ft btoc):
Depth to Water (ft btoc): 12.79'

Screen Setting (ft btoc): 13-18 to 21-28
Tubing Intake (ft btoc): ~26'
Comments: Pump on at 10:50
Full 10:58

Well Condition: Good: 78 Drops Sodium Thiosulfate.

Time (hours)	Depth to Water (ft btoc)	Evacuation Rate (ml/min)	Water Quality Monitoring Parameters: pH	Conductivity (US/cm)	Turbidity (NTU)	Dissolved oxygen (mg/l)	Temperature (°C)	ORP (mv)
1058	12.81	100	7.47	6138	39.9	3.75	17.85	641
1101	12.81	100	7.37	6245	20.2	3.44	17.92	655
1104	12.81	100	7.36	6266	18.7	3.34	17.94	657
1107	12.81	100	7.36	6301	17.9	3.25	17.99	659
1110	12.81	100	7.36	6317	22.4	3.21	18.04	660
1113	12.81	100	7.35	6333	34.0	3.16	18.14	662
1116	12.81	100	7.34	6339	41.8	3.16	18.14	662
1119	12.81	100	7.34	6345	42.7	3.14	18.18	662
1122	12.81	100	7.33	6351	45.4	3.13	18.20	665

Stabilization of Parameters (stabilization achieved for three consecutive measurements)

Time FROM	Time TO	Depth to Water (ft btoc)	Total Removed > Change in Storage (Y/N)?	pH	Conductivity (%)	Turbidity (%)	Dissolved oxygen (%)	Temperature (%)	ORP (mv)
1116	1119	+/-0	Yes	+/-0	.1%	2.1%	.6%	.2%	+/-0
1119	1122	↓	↓	.01	.1%	6.0%	.3%	.1%	3
1116	1122	↓	↓	.01	.2%	8.0%	.9%	.3%	3
Recommended Stabilization		≤ 0.3 ft. total	NA	+/- 0.1 unit	+/- 3%	<5 NTU or +/- 10%	+/- 10% if >0.5 mg/L	+/- 3%	+/- 10 mv
Stabilization: (Yes/No)		Yes	Yes	Yes	Yes	Yes	Yes	Yes	Yes

Sample Time: 1123

ft btoc	feet below top of casing	NTU	Nephelometric Turbidity Units	°C	degrees Celsius
ml/min	milliliters per minute	mg/l	milligrams per liter	mv	millivolts
µs/cm	microseimens per centimeter	ms/cm	milliseimens per centimeter		

LEGGETTE, BRASHEARS & GRAHAM, INC.

PAGE 1 OF 1

SAMPLE DATE: 11/24 - 25/14

LOW-FLOW SAMPLING LOG

TOTAL # WELLS: 21

Client Name: Former - Sony MRC

Project Location: 542 Route 303, Orangeburg, NY

Sampler(s): ~~Patrick Welsb~~ E. Foster

Sample Pump: Geopump

Tubing Type: LDPE - 30' Tygon - 2'

Monitoring Equipment:

Well I.D. EW-10

Well Diameter (inches): 2

Total Depth (ft btoc):

Depth to Water (ft btoc): 13.86'

Screen Setting (ft btoc): 15 to 25

Tubing Intake (ft btoc): ~ 22'

Comments: Pump on at 1156

Full @ 1159

Well Condition: Good: 45 Prows Sodium Thiosulfate

Time (hours)	Depth to Water (ft btoc)	Evacuation Rate (ml/min)	Water Quality Monitoring Parameters: pH	Conductivity (us/cm)	Turbidity (NTU)	Dissolved oxygen (mg/l)	Temperature (°C)	ORP (mv)
1159	14.14	100	6.95	8698	70.3	5.26	16.82	639
1202	14.14	100	6.93	8671	70.9	5.17	16.90	654
1205	14.14	100	6.93	8644	71.3	5.15	16.81	663
1208	14.14	100	6.93	8604	71.0	5.13	16.86	671
1211	14.14	100	6.92	8583	68.3	5.11	16.85	674
1214	14.14	100	6.92	8461	74.1	5.11	16.70	685
1217	14.14	100	6.92	8442	73.9	5.11	16.65	686
1220	14.14	100	6.92	8443	74.4	5.10	16.63	687

Stabilization of Parameters (stabilization achieved for three consecutive measurements)

Time FROM	Time TO	Depth to Water (ft btoc)	Total Removed > Change in Storage (Y/N)?	pH	Conductivity (%)	Turbidity (%)	Dissolved oxygen (%)	Temperature (%)	ORP (mv)
1214	1217	+/-0	Yes	+/-0	.2%	.3%	+/-0	.3%	1
1217	1220	↓	↓	↓	.01%	.7%	.2%	.1%	1
1214	1220	↓	↓	↓	.2%	.4%	.2%	.4%	2
Recommended Stabilization		≤ 0.3 ft. total	NA	+/- 0.1 unit	+/- 3%	<5 NTU or +/- 10%	+/- 10% if >0.5 mg/L	+/- 3%	+/- 10 mv
Stabilization: (Yes/No)		Yes	Yes	Yes	Yes	Yes	Yes	Yes	Yes

Sample Time: 1221

ft btoc	feet below top of casing	NTU	Nephelometric Turbidity Units	°C	degrees Celsius
ml/min	milliliters per minute	mg/l	milligrams per liter	mv	millivolts
µs/cm	microseimens per centimeter	ms/cm	milliseimens per centimeter		

LEGGETTE, BRASHEARS & GRAHAM, INC.

PAGE 1 OF 1

SAMPLE DATE: 11/24 - 25/14

LOW-FLOW SAMPLING LOG

TOTAL # WELLS: 21

Client Name: Former - Sony MRC

Project Location: 542 Route 303, Orangeburg, NY

Sampler(s): ~~Patrick Welsh~~ E. Foster

Sample Pump: Geopump

Tubing Type: LDPE - 30 Tygon - 2

Monitoring Equipment: Ysi

Well I.D. EW-11

Well Diameter (inches): 2

Total Depth (ft btoc):

Depth to Water (ft btoc): 12.98'

Screen Setting (ft btoc): 13-18 to 21-28

Tubing Intake (ft btoc): ~26'

Comments: Pump on at 1150

Full @ 1156

Well Condition: Good

Time (hours)	Depth to Water (ft btoc)	Evacuation Rate (ml/min)	Water Quality Monitoring Parameters: pH	Conductivity (Us/cm)	Turbidity (NTU)	Dissolved oxygen (mg/l)	Temperature (°C)	ORP (mv)
1156	13.34	150	6.94	8365	181.2	3.57	15.01	657
1159	13.34	150	6.88	8369	152.7	3.06	15.03	677
1202	13.34	150	6.88	8343	125.3	2.93	14.98	689
1205	13.34	150	6.89	8328	120.8	2.90	14.98	693
1208	13.34	150	6.89	8314	100.1	2.88	14.99	695
1211	13.34	150	6.89	8310	94.0	2.87	15.00	696
1214	13.34	150	6.89	8302	92.0	2.86	14.99	697
1217	13.34	150	6.89	8302	90.0	2.86	14.99	698

Stabilization of Parameters (stabilization achieved for three consecutive measurements)

Time FROM	Time TO	Depth to Water (ft btoc)	Total Removed > Change in Storage (Y/N)?	pH	Conductivity (%)	Turbidity (%)	Dissolved oxygen (%)	Temperature (%)	ORP (mv)
1211	1214	+/-0	Yes	+/-0	.1%	2.1%	1.4%	.07%	1
1214	1217	↓	↓	↓	+/-0	2.2%	+/-0	+/-0	1
1211	1214	↓	↓	↓	.1%	4.2%	1.4%	.07%	2
Recommended Stabilization		≤ 0.3 ft. total	NA	+/- 0.1 unit	+/- 3%	<5 NTU or +/- 10%	+/- 10% if >0.5 mg/L	+/- 3%	+/- 10 mv
Stabilization: (Yes/No)		Yes	Yes	Yes	Yes	Yes	Yes	Yes	Yes

Sample Time: 1218

ft btoc	feet below top of casing	NTU	Nephelometric Turbidity Units	°C	degrees Celsius
ml/min	milliliters per minute	mg/l	milligrams per liter	mv	millivolts
µs/cm	microseimens per centimeter	ms/cm	milliseimens per centimeter		

LEGGETTE, BRASHEARS & GRAHAM, INC.

SAMPLE DATE: 11/24 - 25/14

LOW-FLOW SAMPLING LOG

TOTAL # WELLS: 21

Client Name: Former - Sony MRC

Project Location: 542 Route 303, Orangeburg, NY

Sampler(s): ~~Patrick Welsh~~ Caitlin Colwell

Sample Pump: Geopump

Tubing Type: LDPE - 40' Tygon - 2'

Monitoring Equipment: YSI

Well I.D. EW-12

Well Diameter (inches): 2

Total Depth (ft btoc):

Depth to Water (ft btoc): 11.75

Screen Setting (ft btoc): 21' to 28'

Tubing Intake (ft btoc): ~25'

Comments: Pump on at 12:10

Well Condition: Good

Time (hours)	Depth to Water (ft btoc)	Evacuation Rate (ml/min)	pH	Conductivity (~~µS/cm~~ mS/cm)	Turbidity (NTU)	Dissolved oxygen (mg/l)	Temperature (°C)	ORP (mv)
12:21	11.95	100	7.24	4795	143.0	3.68	13.32	359.9
12:24	11.95		7.25	4684	105.5	3.34	13.36	349.0
12:27	11.95		7.27	4638	89.5	3.22	13.45	346.3
12:30	11.96		7.23	4553	75.8	3.13	13.41	341.4
12:33	11.96		7.24	4460	65.6	3.06	13.37	332.6
12:36	11.97		7.25	4412	64.2	3.01	13.27	326.7
12:39	11.97		7.24	4372	67.2	2.98	13.27	322.4
12:42	11.97		7.26	4331	65.4	2.98	13.27	318.1

Stabilization of Parameters (stabilization achieved for three consecutive measurements)

Time FROM	Time TO	Depth to Water (ft btoc)	Total Removed > Change in Storage (Y/N)? 1.0 > 0.03	pH	Conductivity (%)	Turbidity (%)	Dissolved oxygen (%)	Temperature (%)	ORP (mv)
12:30	12:39	0.22	✓	0.01	0.9²	2.9²	1.0²	0²	4.3
12:39	12:42	0.22	✓	0.02	0.9²	2.7²	0.0²	0²	4.3
12:30	12:42	0.22	✓	0.01	1.8²	5.5²	1.0²	0²	8.6
Recommended Stabilization		≤ 0.3 ft. total	NA	+/- 0.1 unit	+/- 3%	<5 NTU or +/- 10%	+/- 10% if >0.5 mg/L	+/- 3%	+/- 10 mv
Stabilization: (Yes/No)		Y	Y	Y	Y	Y	Y	Y	Y

Sample Time: 12:45

ft btoc	feet below top of casing	NTU	Nephelometric Turbidity Units	°C	degrees Celsius
ml/min	milliliters per minute	mg/l	milligrams per liter	mv	millivolts
µs/cm	microseimens per centimeter	ms/cm	milliseimens per centimeter		

LEGGETTE, BRASHEARS & GRAHAM, INC.

PAGE 1 OF 1

SAMPLE DATE: 11/24 - 25/14

LOW-FLOW SAMPLING LOG

TOTAL # WELLS: 21

Client Name: Former - Sony MRC

Project Location: 542 Route 303, Orangeburg, NY

Sampler(s): Patrick Welsh

Sample Pump: Geopump

Tubing Type: LDPE - 20 Tygon - 2

Monitoring Equipment: Ysi

Well I.D. EW-13

Well Diameter (inches): 2

Total Depth (ft btoc):

Depth to Water (ft btoc): 11.38'

Screen Setting (ft btoc): 13-18 to 21-28

Tubing Intake (ft btoc): ~25'

Comments: Pump on at 950

Full @ 953

Well Condition: Good: 120 Drups - $Na_2S_2O_3$

Time (hours)	Depth to Water (ft btoc)	Evacuation Rate (ml/min)	Water Quality Monitoring Parameters: pH	Conductivity (us/cm)	Turbidity (NTU)	Dissolved oxygen (mg/l)	Temperature (°C)	ORP (mv)
953	11.56'	100	7.52	3719	570.4	4.29	17.40	641
956	11.56'	100	7.24	3731	424.5	2.04	17.41	656
959	11.56'	100	7.21	3734	303.4	1.89	17.46	663
1002	11.56'	100	7.21	3734	241.2	1.89	17.44	664
1005	11.57'	100	7.20	3730	166.7	1.68	17.45	668
1008	11.56'	100	7.19	3727	137.2	1.70	17.43	670
1011	11.56'	100	7.19	3727	128.4	1.66	17.43	670

Stabilization of Parameters (stabilization achieved for three consecutive measurements)

Time FROM	Time TO	Depth to Water (ft btoc)	Total Removed > Change in Storage (Y/N)?	pH	Conductivity (%)	Turbidity (%)	Dissolved oxygen (%)	Temperature (%)	ORP (mv)
1005	1008	.01	Yes	.01	.1%	* 17.7%	1.2%	.1%	2
1008	1011	0	↓	+1-0	+1-0	6.4%	2.4%	+1-0	+1-0
1005	1011	.01	↓	.01	.1%	23.6%	1.2%	.1%	2
Recommended Stabilization		≤ 0.3 ft. total	NA	+/- 0.1 unit	+/- 3%	<5 NTU or +/- 10%	+/- 10% if >0.5 mg/L	+/- 3%	+/- 10 mv
Stabilization: (Yes/No)		Yes	Yes	Yes	Yes	Yes	Yes	Yes	Yes

Sample Time: 1012

* injection well

ft btoc	feet below top of casing	NTU	Nephelometric Turbidity Units	°C	degrees Celsius
ml/min	milliliters per minute	mg/l	milligrams per liter	mv	millivolts
µs/cm	microseimens per centimeter	ms/cm	milliseimens per centimeter		

LEGGETTE, BRASHEARS & GRAHAM, INC.

SAMPLE DATE: 11/24 - 25/14

LOW-FLOW SAMPLING LOG

TOTAL # WELLS: 21

Client Name: Former - Sony MRC

Project Location: 542 Route 303, Orangeburg, NY

Sampler(s): Patrick Welsh, Caitlin Colwell

Sample Pump: Geopump

Tubing Type: LDPE - 35' Tygon - 2'

Monitoring Equipment: YSI

Well I.D. EW-14

Well Diameter (inches): 2

Total Depth (ft btoc):

Depth to Water (ft btoc): 11.25

Screen Setting (ft btoc): 18' to 28'

Tubing Intake (ft btoc): ~25'

Comments: Pump on at 11:33

Well Condition: Good

Time (hours)	Depth to Water (ft btoc)	Evacuation Rate (ml/min)	Water Quality Monitoring Parameters: pH	Conductivity (µS/cm)	Turbidity (NTU)	Dissolved oxygen (mg/l)	Temperature (°C)	ORP (mv)
11:40	11.95	100	7.04	4148	49.8	3.11	16.49	354.8
11:43	12.05		6.99	4193	49.2	2.46	16.37	356.0
11:46	12.15		6.97	4207	62.5	2.40	16.30	358.1
11:49	12.25		6.96	4189	62.7	2.19	16.23	360.3
11:52	12.35		6.96	4182	60.9	2.77	16.23	362.7
11:55	12.45		6.96	4182	54.4	2.32	16.27	364.5
11:58	12.55		6.97	4198	39.7	2.29	16.39	366.3
12:01	12.65		6.97	4198	38.3	2.13	16.39	367.6
12:04	12.75		6.97	4193	37.3	2.11	16.34	368.0

Stabilization of Parameters (stabilization achieved for three consecutive measurements)

Time FROM	Time TO	Depth to Water (ft btoc)	Total Removed > Change in Storage (Y/N)? 1.5 > 0.2	pH	Conductivity (%)	Turbidity (%)	Dissolved oxygen (%)	Temperature (%)	ORP (mv)
11:58	12:01	1.30	✓	0	0.0^2	3.5^2	7.0^2	0.0^2	1.3
12:01	12:04	1.40	✓	0	0.0^2	2.6^2	1.0^2	0.3^2	0.4
11:58	12:04	1.50	✓	0	0.1^2	6.0^2	7.8^2	0.3^2	1.7
Recommended Stabilization		≤ 0.3 ft. total	NA	+/- 0.1 unit	+/- 3%	<5 NTU or +/- 10%	+/- 10% if >0.5 mg/L	+/- 3%	+/- 10 mv
Stabilization: (Yes/No)		N	Y	Y	Y	Y	Y	Y	Y

Sample Time: 12:06

ft btoc	feet below top of casing	NTU	Nephelometric Turbidity Units	°C	degrees Celsius
ml/min	milliliters per minute	mg/l	milligrams per liter	mv	millivolts
µs/cm	microseimens per centimeter	ms/cm	milliseimens per centimeter		

LEGGETTE, BRASHEARS & GRAHAM, INC.

PAGE 1 OF 1

SAMPLE DATE: 11/24 - 25/14

LOW-FLOW SAMPLING LOG

TOTAL # WELLS: 21

Client Name: Former - Sony MRC

Project Location: 542 Route 303, Orangeburg, NY

Sampler(s): Patrick Welsh, Caitlin Cohen

Sample Pump: Geopump

Tubing Type: LDPE - 35' Tygon - 2'

Monitoring Equipment:

Well I.D. EW-15

Well Diameter (inches): 2

Total Depth (ft btoc):

Depth to Water (ft btoc): 10.68

Screen Setting (ft btoc): 18' to 28'

Tubing Intake (ft btoc): ~25'

Comments: Pump on at 12:23

Well Condition: Good

Time (hours)	Depth to Water (ft btoc)	Evacuation Rate (ml/min)	Water Quality Monitoring Parameters: pH	Conductivity (µS/cm)	Turbidity (NTU)	Dissolved oxygen (mg/l)	Temperature (°C)	ORP (mv)
12:31	11.40	120	6.98	5850	41.7	2.81	17.02	321.7
12:34	11.45		6.93	5928	32.5	2.85	17.09	329.9
12:37	11.50		6.93	5964	22.5	2.44	16.98	336.8
12:40	11.55		6.93	5981	15.8	2.42	17.24	339.1
12:43	11.60		6.95	6032	9.9	2.40	17.37	340.9
12:46	11.65		6.95	5995	7.5	2.42	17.33	340.4
12:49	11.70		6.95	6006	5.9	2.34	17.44	339.1
12:52	11.75		6.94	6013	5.7	2.31	17.50	339.4
12:55	11.80		6.94	6032	5.7	2.15	17.61	338.9

Stabilization of Parameters (stabilization achieved for three consecutive measurements)

Time FROM	Time TO	Depth to Water (ft btoc)	Total Removed > Change in Storage (Y/N)? 1.0 > 0.2	pH	Conductivity (%)	Turbidity (%)	Dissolved oxygen (%)	Temperature (%)	ORP (mv)
12:49	12:52	1.02	✓	0.01	0.1²	3.4²	1.3²	0.3²	0.3
12:52	12:55	1.07	✓	0.00	0.3²	0.0²	6.9²	0.6²	0.5
12:49	12:55	1.12	✓	0.01	0.4²	5.4²	8.1²	1.0²	0.2
Recommended Stabilization		≤ 0.3 ft. total	NA	+/- 0.1 unit	+/- 3%	<5 NTU or +/- 10%	+/- 10% if >0.5 mg/L	+/- 3%	+/- 10 mv
Stabilization: (Yes/No)		N	Y	Y	Y	Y	Y	Y	Y

Sample Time: 12:58

ft btoc	feet below top of casing	NTU	Nephelometric Turbidity Units	°C	degrees Celsius
ml/min	milliliters per minute	mg/l	milligrams per liter	mv	millivolts
µs/cm	microseimens per centimeter	ms/cm	milliseimens per centimeter		

LEGGETTE, BRASHEARS & GRAHAM, INC.

PAGE 1 OF 1

SAMPLE DATE: 11/24 - 25/14

LOW-FLOW SAMPLING LOG

TOTAL # WELLS: 21

Client Name: Former - Sony MRC

Project Location: 542 Route 303, Orangeburg, NY

Sampler(s): Patrick Welsh, Caitlin Colwell

Sample Pump: Geopump

Tubing Type: LDPE - 40' Tygon - 2'

Monitoring Equipment: YSI

Well I.D. EW-16

Well Diameter (inches): 2

Total Depth (ft btoc):

Depth to Water (ft btoc): 10.22

Screen Setting (ft btoc): 18' to 28'

Tubing Intake (ft btoc): ~25'

Comments: Pump on at 10:52

Well Condition: Good

Time (hours)	Depth to Water (ft btoc)	Evacuation Rate (ml/min)	Water Quality Monitoring Parameters: pH	Conductivity (µS/cm)	Turbidity (NTU)	Dissolved oxygen (mg/l)	Temperature (°C)	ORP (mv)
11:00	10.45	120	7.66	1679	63.1	1.79	16.27	282.9
11:03	10.49	↓	7.58	1651	27.1	1.39	16.38	291.4
11:06	10.52		7.57	1642	16.7	1.52	16.41	290.2
11:09	10.54		7.55	1629	9.5	1.37	16.53	300.6
11:12	10.54		7.55	1616	5.2	1.32	16.53	303.5
11:15	10.54		7.54	1600	4.7	1.33	16.46	307.1
11:18	10.54		7.53	1584	5.0	1.38	16.42	312.5

Stabilization of Parameters (stabilization achieved for three consecutive measurements)

Time FROM	Time TO	Depth to Water (ft btoc)	Total Removed > Change in Storage (Y/N)? 1.0 > 0.05	pH	Conductivity (%)	Turbidity (%)	Dissolved oxygen (%)	Temperature (%)	ORP (mv)
11:12	11:15	0.32	✓	0.01	1.0²	9.6²	0.8²	0.4²	3.6
11:15	11:18	0.32	✓	0.01	1.0²	6.3²	3.8²	0.2²	5.4
11:12	11:18	0.32	✓	0.02	2.0²	3.8²	4.5²	0.7²	9.0
Recommended Stabilization		≤ 0.3 ft. total	NA	+/- 0.1 unit	+/- 3%	<5 NTU or +/- 10%	+/- 10% if >0.5 mg/L	+/- 3%	+/- 10 mv
Stabilization: (Yes/No)		N	Y	Y	Y	Y	Y	Y	Y

Sample Time: 11:20

ft btoc	feet below top of casing	NTU	Nephelometric Turbidity Units	°C	degrees Celsius
ml/min	milliliters per minute	mg/l	milligrams per liter	mv	millivolts
µs/cm	microseimens per centimeter	ms/cm	milliseimens per centimeter		

LEGGETTE, BRASHEARS & GRAHAM, INC.

PAGE 1 OF 1

SAMPLE DATE: 11/24 - 25/14

LOW-FLOW SAMPLING LOG

TOTAL # WELLS: 21

Client Name: Former - Sony MRC

Project Location: 542 Route 303, Orangeburg, NY

Sampler(s): Patrick Welsh, Caitlin Colwell

Sample Pump: Geopump

Tubing Type: LDPE - 40' Tygon - 2'

Monitoring Equipment: YSI

Well I.D. EW-17

Well Diameter (inches): 2"

Total Depth (ft btoc):

Depth to Water (ft btoc): 9.91

Screen Setting (ft btoc): 18' to 28'

Tubing Intake (ft btoc): ~25'

Comments: Pump on at 9:44

Well Condition: Good

Time (hours)	Depth to Water (ft btoc)	Evacuation Rate (ml/min)	pH	Conductivity (µS/cm)	Turbidity (NTU)	Dissolved oxygen (mg/l)	Temperature (°C)	ORP (mv)
9:50	10.71	100	7.19	6555	220.4	3.13	15.54	410.7
9:53	10.80	↓	7.40	6210	225.2	2.81	15.56	378.0
9:56	10.80		7.50	5977	203.3	2.60	15.52	354.4
9:59	10.80		7.57	5933	158.4	2.46	15.48	332.7
10:02	10.81		7.60	5882	129.0	2.48	15.43	321.5
10:05	10.82		7.63	5848	109.4	2.30	15.48	321.0
10:08	10.83		7.69	5349	75.0	2.53	15.52	313.5
10:11	10.84		7.72	4954	47.4	2.88	15.55	307.5
10:14	10.85		7.73	4786	36.8	3.66	15.60	303.9
10:17	10.86		7.76	4490	28.1	3.70	15.65	298.2
10:20	10.87		7.75	4303	27.9	3.32	15.66	298.5
10:23	10.88	✓	7.76	4222	26.4	2.58	15.70	292.0

Stabilization of Parameters (stabilization achieved for three consecutive measurements)

Time FROM	Time TO	Depth to Water (ft btoc)	Total Removed > Change in Storage (Y/N)? 1.5 > 0.2	pH	Conductivity (%)	Turbidity (%)	Dissolved oxygen (%)	Temperature (%)	ORP (mv)
10:17	10:20	0.95	✓	0.01	3.4^2	0.7^2	10.2^2	0.1^2	0.3
10:20	10:23	0.96	✓	0.01	1.9^2	5.4^2	22.2^2	0.2^2	3.5
10:17	10:23	0.97	✓	0.00	6.0^2	6.0^2	30.3^2	0.3^2	3.8
Recommended Stabilization		≤ 0.3 ft. total	NA	+/- 0.1 unit	+/- 3%	<5 NTU or +/- 10%	+/- 10% if >0.5 mg/L	+/- 3%	+/- 10 mv
Stabilization: (Yes/No)		N	Y	Y	N	Y	N	Y	Y

Sample Time: 10:30

ft btoc	feet below top of casing	NTU	Nephelometric Turbidity Units	°C	degrees Celsius
ml/min	milliliters per minute	mg/l	milligrams per liter	mv	millivolts
µs/cm	microseimens per centimeter	ms/cm	milliseimens per centimeter		

LEGGETTE, BRASHEARS & GRAHAM, INC.

PAGE 1 OF 1

SAMPLE DATE: 11/24 - 25/14

LOW-FLOW SAMPLING LOG

TOTAL # WELLS: 21

Client Name: Former - Sony MRC

Project Location: 542 Route 303, Orangeburg, NY

Sampler(s): ~~Patrick Welsh~~ Caitlin Colwell

Sample Pump: Geopump

Tubing Type: LDPE - 40 Tygon - 2'

Monitoring Equipment:

Well I.D. MW-12

Well Diameter (inches): 2

Total Depth (ft btoc):

Depth to Water (ft btoc): 13.10

Screen Setting (ft btoc): 15' to 30

Tubing Intake (ft btoc): ~25'

Comments: Pump on at 10:32

Well Condition: Good

Time (hours)	Depth to Water (ft btoc)	Evacuation Rate (ml/min)	Water Quality Monitoring Parameters: pH	Conductivity (µs/cm)	Turbidity (NTU)	Dissolved oxygen (mg/l)	Temperature (°C)	ORP (mv)
10:39	13.18	100	7.35	4714	9.4	2.34	12.32	149.2
10:42	13.18		7.32	4740	5.8	1.52	12.24	109.3
10:45	13.19		7.31	4762	4.2	1.26	12.24	92.7
10:48	13.19		7.29	4775	3.4	1.08	12.24	67.3
10:51	13.20		7.28	4788	3.0	0.96	12.24	35.2
10:54	13.20		7.29	4800	3.1	0.91	12.28	28.9
10:57	13.20		7.29	4800	3.0	0.94	12.15	24.4
11:00	13.21		7.29	4796	3.2	0.88	12.09	21.9

Stabilization of Parameters (stabilization achieved for three consecutive measurements)

Time FROM	Time TO	Depth to Water (ft btoc)	Total Removed > Change in Storage (Y/N)? 1.0 > 0.02	pH	Conductivity (%)	Turbidity (%)	Dissolved oxygen (%)	Temperature (%)	ORP (mv)
10:54	10:57	0.10	✓	0	0.0^2	3.2^2	3.3^2	1.1^2	4.5
10:57	11:00	0.10	✓	0	0.1^2	6.7^2	0.4^2	0.5^2	2.5
10:54	11:00	0.11	✓	0	0.1^2	3.2^2	3.3^2	1.5^2	7.0
Recommended Stabilization		≤ 0.3 ft. total	NA	+/- 0.1 unit	+/- 3%	<5 NTU or +/- 10%	+/- 10% if >0.5 mg/L	+/- 3%	+/- 10 mv
Stabilization: (Yes/No)		Y	Y	Y	Y	Y	Y	Y	Y

Sample Time: 11:05

ft btoc	feet below top of casing	NTU	Nephelometric Turbidity Units	°C	degrees Celsius
ml/min	milliliters per minute	mg/l	milligrams per liter	mv	millivolts
µs/cm	microseimens per centimeter	ms/cm	milliseimens per centimeter		

LEGGETTE, BRASHEARS & GRAHAM, INC.

SAMPLE DATE: 11/24 - 25/14

LOW-FLOW SAMPLING LOG

TOTAL # WELLS: 21

Client Name: Former - Sony MRC

Project Location: 542 Route 303, Orangeburg, NY

Sampler(s): ~~Patrick Welsh~~ Caitlin Colwell

Sample Pump: Geopump

Tubing Type: LDPE - 35' Tygon - 2'

Monitoring Equipment: YSI

Well I.D. MW-15S

Well Diameter (inches): 2

Total Depth (ft btoc):

Depth to Water (ft btoc): 11.98

Screen Setting (ft btoc): 10 to 20

Tubing Intake (ft btoc): ~18'

Comments: Pump on at 9:30

Well Condition: Good - water clear

Time (hours)	Depth to Water (ft btoc)	Evacuation Rate (ml/min)	Water Quality Monitoring Parameters: pH	Conductivity (µS/cm)	Turbidity (NTU)	Dissolved oxygen (mg/l)	Temperature (°C)	ORP (mv)
9:39	12.23	100	7.08	4657	2.4	1.43	12.40	306.4
9:42	12.23	↓	7.06	4667	3.3	1.15	12.43	293.7
9:45	12.23		7.05	4646	4.0	1.03	12.42	276.4
9:48	12.24		7.03	4650	0.0	0.90	12.42	260.2
9:51	12.24		7.03	4595	0.0	0.86	12.44	246.1
9:54	12.24		7.01	4550	0.0	0.80	12.44	240.7
9:57	12.25		7.02	4515	0.0	0.73	12.44	234.5
10:00	12.25		7.01	4500	0.0	0.70	12.52	230.2
10:03	12.25	↓	7.01	4485	0.0	0.73	12.52	225.1

Stabilization of Parameters (stabilization achieved for three consecutive measurements)

Time FROM	Time TO	Depth to Water (ft btoc)	Total Removed > Change in Storage (Y/N)? 1.0 > 0.07	pH	Conductivity (%)	Turbidity (%)	Dissolved oxygen (%)	Temperature (%)	ORP (mv)
9:57	10:00	0.27	✓	0.01	0.3%	0%	4.1%	0.6%	4.3
10:00	10:03	0.27	✓	0.00	0.3%	0%	4.3%	0.0%	5.1
9:57	10:03	0.27	✓	0.01	0.7%	0%	0.0%	0.6%	8.4
Recommended Stabilization		≤ 0.3 ft. total	NA	+/- 0.1 unit	+/- 3%	<5 NTU or +/- 10%	+/- 10% if >0.5 mg/L	+/- 3%	+/- 10 mv
Stabilization: (Yes/No)		Y	Y	Y	Y	Y	Y	Y	Y

Sample Time: 10:05

ft btoc	feet below top of casing	NTU	Nephelometric Turbidity Units	°C	degrees Celsius
ml/min	milliliters per minute	mg/l	milligrams per liter	mv	millivolts
µs/cm	microseimens per centimeter	ms/cm	milliseimens per centimeter		

LEGGETTE, BRASHEARS & GRAHAM, INC.

PAGE 1 OF 1

SAMPLE DATE: 11/24 - 25/14

LOW-FLOW SAMPLING LOG

TOTAL # WELLS: 21

Client Name: Former - Sony MRC

Project Location: 542 Route 303, Orangeburg, NY

Sampler(s): ~~Patrick Welsh~~ Caitlin Cahell

Sample Pump: Geopump

Tubing Type: LDPE - 28' Tygon - 2'

Monitoring Equipment: YSI

Well I.D. MW-16S

Well Diameter (inches): 2

Total Depth (ft btoc):

Depth to Water (ft btoc): 12.50

Screen Setting (ft btoc): 10' to 20'

Tubing Intake (ft btoc): ~18'

Comments: Pump on at 8:44

Well Condition: No locks (2), cap broken in half, otherwise

Time (hours)	Depth to Water (ft btoc)	Evacuation Rate (ml/min)	Water Quality Monitoring Parameters: pH	Conductivity (µs/cm)	Turbidity (NTU)	Dissolved oxygen (mg/l)	Temperature (°C)	ORP (mv)
8:52	12.71	100	6.97	4947	101.3	2.12	13.28	432.9
8:55	12.72		6.92	5065	93.4	1.33	13.33	477.3
8:58	12.72		6.92	5097	89.7	1.19	13.36	480.3
9:01	12.73		6.92	5136	80.8	1.01	13.36	478.7
9:04	12.73		6.93	5150	70.4	0.98	13.33	475.4
9:07	12.74		6.93	5173	65.0	0.90	13.43	477.5
9:10	12.74		6.94	5190	60.3	0.81	13.43	478.5
9:13	12.75		6.94	5198	53.9	0.72	13.43	476.1
9:16	12.75		6.94	5203	49.3	0.71	13.46	477.6
9:19	12.76		6.94	5220	52.4	0.66	13.46	477.5

Stabilization of Parameters (stabilization achieved for three consecutive measurements)

Time FROM	Time TO	Depth to Water (ft btoc)	Total Removed > Change in Storage (Y/N)? 1.02 0.04	pH	Conductivity (%)	Turbidity (%)	Dissolved oxygen (%)	Temperature (%)	ORP (mv)
9:13	9:16	0.25	✓	0	0.1²	8.5²	1.4²	0.2²	1.5
9:16	9:19	0.25	✓	0	0.3²	6.3²	7.0²	0.0²	0.1
9:13	9:19	0.26	✓	0	0.4²	2.8²	8.3²	0.2²	1.4
Recommended Stabilization		≤ 0.3 ft. total	NA	+/- 0.1 unit	+/- 3%	<5 NTU or +/- 10%	+/- 10% if >0.5 mg/L	+/- 3%	+/- 10 mv
Stabilization: (Yes/No)		Y	Y	Y	Y	Y	Y	Y	Y

Sample Time: 9:20

ft btoc	feet below top of casing	NTU	Nephelometric Turbidity Units	°C	degrees Celsius
ml/min	milliliters per minute	mg/l	milligrams per liter	mv	millivolts
µs/cm	microseimens per centimeter	ms/cm	milliseimens per centimeter		

LEGGETTE, BRASHEARS & GRAHAM, INC.

SAMPLE DATE: 11/24 - 25/14

LOW-FLOW SAMPLING LOG

TOTAL # WELLS: 21

Client Name: Former - Sony MRC
Project Location: 542 Route 303, Orangeburg, NY
Sampler(s): ~~Patrick Walsh~~ E. Foster

Sample Pump: Geopump
Tubing Type: LDPE - 25' Tygon - 2'
Monitoring Equipment: Ysi

Well I.D. MW - 17S
Well Diameter (inches): 2
Total Depth (ft btoc):
Depth to Water (ft btoc): 13.89'

Screen Setting (ft btoc): 10.5' to 20.5'
Tubing Intake (ft btoc): ~ 18'
Comments: Pump on at 1408
Full @ 1412

Well Condition: Good:

Time (hours)	Depth to Water (ft btoc)	Evacuation Rate (ml/min)	Water Quality Monitoring Parameters: pH	Conductivity (vs/cm)	Turbidity (NTU)	Dissolved oxygen (mg/l)	Temperature (°C)	ORP (mv)
1412	14.07	100	6.89	6714	481.4	2.18	18.97	634
1415	14.07	100	6.88	6708	463.5	2.13	19.10	658
1418	14.07	100	6.88	6685	229.3	1.93	18.75	658
1421	14.07	100	6.87	6688	192.5	1.91	18.73	660
1424	14.07	100	6.88	6695	190.8	1.89	18.96	665
1427	14.07	100	6.88	6697	183.7	1.89	18.97	665
1430	14.07	100	6.88	6697	183.4	1.89	18.98	665
1433	14.07	100	6.88	6698	182.9	1.91	18.98	666

Stabilization of Parameters (stabilization achieved for three consecutive measurements)

Time FROM	Time TO	Depth to Water (ft btoc)	Total Removed > Change in Storage (Y/N)?	pH	Conductivity (%)	Turbidity (%)	Dissolved oxygen (%)	Temperature (%)	ORP (mv)
1427	1430	+/-0	Yes	+/-0	+/-0	.2%	+/-0	.05%	+/-0
1430	1433	↓	↓	↓	.01%	.3%	1.0%	+/-0	1
1427	1433	↓	↓	↓	.01%	.4%	1.0%	.05%	1
Recommended Stabilization		≤ 0.3 ft. total	NA	+/- 0.1 unit	+/- 3%	<5 NTU or +/- 10%	+/- 10% if >0.5 mg/L	+/- 3%	+/- 10 mv
Stabilization: (Yes/No)		Yes	Yes	Yes	Yes	Yes	Yes	Yes	Yes

Sample Time: 1434

ft btoc	feet below top of casing	NTU	Nephelometric Turbidity Units	°C	degrees Celsius
ml/min	milliliters per minute	mg/l	milligrams per liter	mv	millivolts
µs/cm	microseimens per centimeter	ms/cm	milliseimens per centimeter		

LEGGETTE, BRASHEARS & GRAHAM, INC.

PAGE 1 OF 1

SAMPLE DATE: 11/24 - 25/14

LOW-FLOW SAMPLING LOG

TOTAL # WELLS: 21

Client Name: Former - Sony MRC

Project Location: 542 Route 303, Orangeburg, NY

Sampler(s): ~~Patrick Welsh~~ F. Foster

Sample Pump: Geopump

Tubing Type: LDPE - 30' Tygon - 2'

Monitoring Equipment:

Well I.D. MW-17D

Well Diameter (inches): 2

Total Depth (ft btoc):

Depth to Water (ft btoc): 13.99'

Screen Setting (ft btoc): 23 to 28

Tubing Intake (ft btoc): 27'

Comments: Pump on at 1247

Full @ 1251

Well Condition: Good: VOA - 64 drops $Na_2S_2O_3$;

Time (hours)	Depth to Water (ft btoc)	Evacuation Rate (ml/min)	Water Quality Monitoring Parameters: pH	Conductivity (us/cm)	Turbidity (NTU)	Dissolved oxygen (mg/l)	Temperature (°C)	ORP (mv)
1251	14.62'	150	6.90	6730	549.7	1.58	18.58	686
1254	14.62'	150	6.90	6765	338.3	1.43	18.67	677
1257	14.62'	150	6.90	6770	274.7	1.43	18.44	680
1300	14.62'	150	6.90	6760	241.0	1.39	18.44	682
1303	14.62'	150	6.89	6755	235.2	1.37	18.58	683
1306	14.62'	150	6.90	6753	171.0	1.34	18.37	688
1309	14.62'	150	6.89	6754	168.2	1.34	18.28	688
1312	14.62'	150	6.89	6746	163.7	1.34	18.24	688

Stabilization of Parameters (stabilization achieved for three consecutive measurements)

Time FROM	Time TO	Depth to Water (ft btoc)	Total Removed > Change in Storage (Y/N)?	pH	Conductivity (%)	Turbidity (%)	Dissolved oxygen (%)	Temperature (%)	ORP (mv)
1306	1309	+/-0	yes	.01	.01%	1.6%	+/-0	.5%	+/-0
1309	1312	↓	↓	+/-0	.1%	2.7%	↓	.2%	↓
1306	1312	↓	↓	.01	.1%	4.3%	↓	.7%	↓
Recommended Stabilization		≤ 0.3 ft. total	NA	+/- 0.1 unit	+/- 3%	<5 NTU or +/- 10%	+/- 10% if >0.5 mg/L	+/- 3%	+/- 10 mv
Stabilization: (Yes/No)		Yes	Yes	Yes	Yes	Yes	Yes	Yes	

Sample Time: 1313

ft btoc	feet below top of casing	NTU	Nephelometric Turbidity Units	°C	degrees Celsius
ml/min	milliliters per minute	mg/l	milligrams per liter	mv	millivolts
µs/cm	microseimens per centimeter	ms/cm	milliseimens per centimeter		

LEGGETTE, BRASHEARS & GRAHAM, INC.

SAMPLE DATE: 11/24 - 25/14

LOW-FLOW SAMPLING LOG

TOTAL # WELLS: 21

Client Name: Former - Sony MRC

Project Location: 542 Route 303, Orangeburg, NY

Sampler(s): ~~Patrick Welsh~~ E. Foster

Sample Pump: Geopump

Tubing Type: LDPE - 30 Tygon - 2

Monitoring Equipment: YSI

Well I.D. MW-20

Well Diameter (inches): 2

Total Depth (ft btoc):

Depth to Water (ft btoc): 12.29

Screen Setting (ft btoc): 10 to 20

Tubing Intake (ft btoc): ~15'

Comments: Pump on at 1300

FULL 1307

Well Condition: Good: 15 Drops sodium Thiosulfate.

Time (hours)	Depth to Water (ft btoc)	Evacuation Rate (ml/min)	Water Quality Monitoring Parameters: pH	Conductivity (US/cm)	Turbidity (NTU)	Dissolved oxygen (mg/l)	Temperature (°C)	ORP (mv)
1307	12.56	100	7.34	1042	264.4	3.91	14.89	733
1310	12.56	100	7.23	1025	261.8	3.73	14.83	736
1313	12.56	100	7.22	1014	253.3	3.62	14.83	737
1316	12.56	100	7.18	1012	247.0	3.58	14.86	737
1319	12.56	100	7.14	1006	240.0	3.57	14.85	736
1322	12.56	100	7.12	1000	239.2	3.50	14.90	736
1325	12.56	100	7.09	995	231.2	3.50	14.94	736
1328	12.56	100	7.08	993	229.3	3.51	14.92	735
1331	12.56	100	7.05	993	221.1	3.49	14.90	735

Time FROM	Time TO	Depth to Water (ft btoc)	Total Removed > Change in Storage (Y/N)?	Stabilization of Parameters (stabilization achieved for three consecutive measurements): pH	Conductivity (%)	Turbidity (%)	Dissolved oxygen (%)	Temperature (%)	ORP (mv)
1325	1328	+/-0	Yes	.01	.2%	.8%	.3%	.1%	~~+/-0~~ 1
1328	1331	↓	↓	.03	+/-0	3.6%	.6%	.1%	+/-0
1325	1331	↓	↓	.04	.2%	4.4%	.3%	.2%	1
Recommended Stabilization		≤ 0.3 ft. total	NA	+/- 0.1 unit	+/- 3%	<5 NTU or +/- 10%	+/- 10% if >0.5 mg/L	+/- 3%	+/- 10 mv
Stabilization: (Yes/No)		Yes	Yes	Yes	Yes	Yes	Yes	yes	Yes

Sample Time: 1332

ft btoc	feet below top of casing	NTU	Nephelometric Turbidity Units	°C	degrees Celsius
ml/min	milliliters per minute	mg/l	milligrams per liter	mv	millivolts
µs/cm	microseimens per centimeter	ms/cm	milliseimens per centimeter		

LEGGETTE, BRASHEARS & GRAHAM, INC.

PAGE 1 OF 1

SAMPLE DATE: 11/24 - 25/14

LOW-FLOW SAMPLING LOG

TOTAL # WELLS:

Client Name: Former - Sony MRC

Project Location: 542 Route 303, Orangeburg, NY

Sampler(s): ~~Patrick Welsh~~ E. Foster

Sample Pump: Geopump

Tubing Type: LDPE - 30' Tygon - 2'

Monitoring Equipment: YSI

Well I.D. MW-21

Well Diameter (inches): 2

Total Depth (ft btoc):

Depth to Water (ft btoc): 13.54'

Screen Setting (ft btoc): 10 to 20

Tubing Intake (ft btoc): ~18'

Comments: Pump on at 1000

Full 1004

Well Condition: Good - Water clear no drops.

Time (hours)	Depth to Water (ft btoc)	Evacuation Rate (ml/min)	Water Quality Monitoring Parameters: pH	Conductivity (uS/cm)	Turbidity (NTU)	Dissolved oxygen (mg/l)	Temperature (°C)	ORP (mv)
1004	13.81	150	7.05	1074	176.3	1.71	14.06	692
1007	13.81	150	6.92	1045	107.1	0.98	14.20	581
1010	13.81	150	6.90	1033	103.3	0.94	14.16	573
1013	13.81	150	6.61	1015	40.2	0.77	14.32	529
1016	13.81	150	6.58	785	31.2	0.74	14.33	526
1019	13.81	150	6.55	768	22.7	0.75	14.35	522
1022	13.81	150	6.53	760	13.0	0.72	14.30	518
1025	13.81	150	6.53	758	10.3	0.68	14.25	515
1028	13.81	150	6.53	758	9.4	0.69	14.26	515

Stabilization of Parameters (stabilization achieved for three consecutive measurements)

Time FROM	Time TO	Depth to Water (ft btoc)	Total Removed > Change in Storage (Y/N)?	pH	Conductivity (%)	Turbidity (%)	Dissolved oxygen (%)	Temperature (%)	ORP (mv)
1022	1025	+/-0	Yes	+/-0	.8%	21.5%	5.5%	.3%	3
1025	1028	↓	↓	↓	+/-0	8.7%	1.4%	.1%	+/-0
1022	1028	↓	↓	↓	.3%	27.7%	4.2%	.3%	3
Recommended Stabilization		≤ 0.3 ft. total	NA	+/- 0.1 unit	+/- 3%	<5 NTU or +/- 10%	+/- 10% if >0.5 mg/L	+/- 3%	+/- 10 mv
Stabilization: (Yes/No)		Yes	Yes	Yes	Yes	Yes	Yes	Yes	Yes

Sample Time: 1029

ft btoc	feet below top of casing	NTU	Nephelometric Turbidity Units	°C	degrees Celsius
ml/min	milliliters per minute	mg/l	milligrams per liter	mv	millivolts
µs/cm	microseimens per centimeter	ms/cm	milliseimens per centimeter		

LEGGETTE, BRASHEARS & GRAHAM, INC.

SAMPLE DATE: 11/24 - 25/14

LOW-FLOW SAMPLING LOG

TOTAL # WELLS: 21

Client Name: Former - Sony MRC

Project Location: 542 Route 303, Orangeburg, NY

Sampler(s): ~~Patrick Welsh~~ E. Foster

Sample Pump: Geopump

Tubing Type: LDPE - 30' Tygon - 2'

Monitoring Equipment: YSI

Well I.D. MW-22

Well Diameter (inches): 2

Total Depth (ft btoc):

Depth to Water (ft btoc): 14.47

Screen Setting (ft btoc): 7 to 22

Tubing Intake (ft btoc): 16'

Comments: Pump on at 900
Full @ 90P

Well Condition: Good; 28 Drps Na2S2O3 in vdas -

Time (hours)	Depth to Water (ft btoc)	Evacuation Rate (ml/min)	Water Quality Monitoring Parameters: pH	Conductivity (µS/cm)	Turbidity (NTU)	Dissolved oxygen (mg/l)	Temperature (°C)	ORP (mv)
908	14.71	150	6.82	1993	1215.0	3.34	14.58	691
911	14.71	150	6.80	1987	1238.8	3.27	14.58	697
914	14.72	150	6.79	1979	1077.0	3.11	14.55	709
917	14.72	150	6.78	1972	875.1	3.11	14.55	709
920	14.72	150	6.76	1965	733.0	3.08	14.51	711
923	14.72	150	6.75	1955	439.0	3.02	14.45	717
926	14.72	150	6.75	1954	416.2	3.00	14.46	717
929	14.72	150	6.75	1955	441.0	2.99	14.48	718
932	14.72	150	6.74	1956	382.7	2.98	14.48	718

Stabilization of Parameters (stabilization achieved for three consecutive measurements)

Time FROM	Time TO	Depth to Water (ft btoc)	Total Removed > Change in Storage (Y/N)?	pH	Conductivity (%)	Turbidity (%)	Dissolved oxygen (%)	Temperature (%)	ORP (mv)
926	929	+/-0	Yes	+/-0	.05%	5.6%	.5%	.1%	1
929	932	↓	↓	.01	.05%	*13.2%	.3%	+/-0	+/-0
926	932	↓	↓	.01	.1%	8.0%	.7%	.1%	1
Recommended Stabilization		≤ 0.3 ft. total	NA	+/- 0.1 unit	+/- 3%	<5 NTU or +/- 10%	+/- 10% if >0.5 mg/L	+/- 3%	+/- 10 mv
Stabilization: (Yes/No)		Yes	Yes	Yes	Yes	Yes	Yes	Yes	Yes

Sample Time: 933

* high turbidity due to permanganate injection

ft btoc	feet below top of casing	NTU	Nephelometric Turbidity Units	°C	degrees Celsius
ml/min	milliliters per minute	mg/l	milligrams per liter	mv	millivolts
µs/cm	microseimens per centimeter	ms/cm	milliseimens per centimeter		

Technical Report

prepared for:

Leggette Brashears & Graham Shelton Office
4 Research Drive, Suite 204
Shelton CT, 06484
Attention: Karen Destefanis

Report Date: 12/03/2014
Client Project ID: SNYGEN
York Project (SDG) No.: 14K0872

Report Date: 12/03/2014
Client Project ID: SNYGEN
York Project (SDG) No.: 14K0872

Leggette Brashears & Graham Shelton Office
4 Research Drive, Suite 204
Shelton CT, 06484
Attention: Karen Destefanis

Purpose and Results

This report contains the analytical data for the sample(s) identified on the attached chain-of-custody received in our laboratory on November 24, 2014 and listed below. The project was identified as your project: **SNYGEN**.

The analyses were conducted utilizing appropriate EPA, Standard Methods, and ASTM methods as detailed in the data summary tables.

All samples were received in proper condition meeting the customary acceptance requirements for environmental samples except those indicated under the Notes section of this report.

All analyses met the method and laboratory standard operating procedure requirements except as indicated by any data flags, the meaning of which are explained in the attachment to this report, and case narrative if applicable.

The results of the analyses, which are all reported on dry weight basis (soils) unless otherwise noted, are detailed in the following pages.

Please contact Client Services at 203.325.1371 with any questions regarding this report.

York Sample ID	Client Sample ID	Matrix	Date Collected	Date Received
14K0872-01	EW-5	Water	11/24/2014	11/24/2014
14K0872-02	EW-9	Water	11/24/2014	11/24/2014
14K0872-03	EW-10	Water	11/24/2014	11/24/2014
14K0872-04	EW-13	Water	11/24/2014	11/24/2014
14K0872-05	EW-14	Water	11/24/2014	11/24/2014
14K0872-06	EW-15	Water	11/24/2014	11/24/2014
14K0872-07	EW-16	Water	11/24/2014	11/24/2014
14K0872-08	EW-17	Water	11/24/2014	11/24/2014
14K0872-09	MW-17S	Water	11/24/2014	11/24/2014
14K0872-10	MW-17D	Water	11/24/2014	11/24/2014

General Notes for York Project (SDG) No.: 14K0872

1. The RLs and MDLs (Reporting Limit and Method Detection Limit respectively) reported are adjusted for any dilution necessary due to the levels of target and/or non-target analytes and matrix interference. The RL(REPORTING LIMIT) is based upon the lowest standard utilized for the calibration where applicable.
2. Samples are retained for a period of thirty days after submittal of report, unless other arrangements are made.
3. York's liability for the above data is limited to the dollar value paid to York for the referenced project.
4. This report shall not be reproduced without the written approval of York Analytical Laboratories, Inc.
5. All samples were received in proper condition for analysis with proper documentation, unless otherwise noted.
6. All analyses conducted met method or Laboratory SOP requirements. See the Qualifiers and/or Narrative sections for further information.
7. It is noted that no analyses reported herein were subcontracted to another laboratory, unless noted in the report.
8. This report reflects results that relate only to the samples submitted on the attached chain-of-custody form(s) received by York.

Approved By: **Date:** 12/03/2014

Benjamin Gulizia
Laboratory Director

Sample Information

Client Sample ID: **EW-5** **York Sample ID:** **14K0872-01**

York Project (SDG) No.	Client Project ID	Matrix	Collection Date/Time	Date Received
14K0872	SNYGEN	Water	November 24, 2014 2:00 pm	11/24/2014

Volatile Organics, 8260 Halogenated List

Log-in Notes: **Sample Notes:**

Sample Prepared by Method: EPA 5030B

CAS No.	Parameter	Result	Flag	Units	Reported to LOD/MDL	LOQ	Dilution	Reference Method	Date/Time Prepared	Date/Time Analyzed	Analyst
630-20-6	1,1,1,2-Tetrachloroethane	ND		ug/L	2.5	5.0	1	EPA 8260C	12/01/2014 16:47	12/02/2014 00:45	SS
71-55-6	**1,1,1-Trichloroethane**	**14**		ug/L	2.5	5.0	1	EPA 8260C	12/01/2014 16:47	12/02/2014 00:45	SS
79-34-5	1,1,2,2-Tetrachloroethane	ND		ug/L	2.5	5.0	1	EPA 8260C	12/01/2014 16:47	12/02/2014 00:45	SS
76-13-1	1,1,2-Trichloro-1,2,2-trifluoroethane (Freon 113)	ND		ug/L	2.5	5.0	1	EPA 8260C	12/01/2014 16:47	12/02/2014 00:45	SS
79-00-5	1,1,2-Trichloroethane	ND		ug/L	2.5	5.0	1	EPA 8260C	12/01/2014 16:47	12/02/2014 00:45	SS
75-34-3	1,1-Dichloroethane	ND		ug/L	2.5	5.0	1	EPA 8260C	12/01/2014 16:47	12/02/2014 00:45	SS
75-35-4	1,1-Dichloroethylene	ND		ug/L	2.5	5.0	1	EPA 8260C	12/01/2014 16:47	12/02/2014 00:45	SS
563-58-6	1,1-Dichloropropylene	ND		ug/L	2.5	5.0	1	EPA 8260C	12/01/2014 16:47	12/02/2014 00:45	SS
87-61-6	1,2,3-Trichlorobenzene	ND		ug/L	2.5	5.0	1	EPA 8260C	12/01/2014 16:47	12/02/2014 00:45	SS
96-18-4	1,2,3-Trichloropropane	ND		ug/L	2.5	5.0	1	EPA 8260C	12/01/2014 16:47	12/02/2014 00:45	SS
120-82-1	1,2,4-Trichlorobenzene	ND		ug/L	2.5	5.0	1	EPA 8260C	12/01/2014 16:47	12/02/2014 00:45	SS
96-12-8	1,2-Dibromo-3-chloropropane	ND		ug/L	2.5	5.0	1	EPA 8260C	12/01/2014 16:47	12/02/2014 00:45	SS
106-93-4	1,2-Dibromoethane	ND		ug/L	2.5	5.0	1	EPA 8260C	12/01/2014 16:47	12/02/2014 00:45	SS
95-50-1	1,2-Dichlorobenzene	ND		ug/L	2.5	5.0	1	EPA 8260C	12/01/2014 16:47	12/02/2014 00:45	SS
107-06-2	1,2-Dichloroethane	ND		ug/L	2.5	5.0	1	EPA 8260C	12/01/2014 16:47	12/02/2014 00:45	SS
78-87-5	1,2-Dichloropropane	ND		ug/L	2.5	5.0	1	EPA 8260C	12/01/2014 16:47	12/02/2014 00:45	SS
541-73-1	1,3-Dichlorobenzene	ND		ug/L	2.5	5.0	1	EPA 8260C	12/01/2014 16:47	12/02/2014 00:45	SS
142-28-9	1,3-Dichloropropane	ND		ug/L	2.5	5.0	1	EPA 8260C	12/01/2014 16:47	12/02/2014 00:45	SS
106-46-7	1,4-Dichlorobenzene	ND		ug/L	2.5	5.0	1	EPA 8260C	12/01/2014 16:47	12/02/2014 00:45	SS
594-20-7	2,2-Dichloropropane	ND		ug/L	2.5	5.0	1	EPA 8260C	12/01/2014 16:47	12/02/2014 00:45	SS
95-49-8	2-Chlorotoluene	ND		ug/L	2.5	5.0	1	EPA 8260C	12/01/2014 16:47	12/02/2014 00:45	SS
106-43-4	4-Chlorotoluene	ND		ug/L	2.5	5.0	1	EPA 8260C	12/01/2014 16:47	12/02/2014 00:45	SS
108-86-1	Bromobenzene	ND		ug/L	2.5	5.0	1	EPA 8260C	12/01/2014 16:47	12/02/2014 00:45	SS
74-97-5	Bromochloromethane	ND		ug/L	2.5	5.0	1	EPA 8260C	12/01/2014 16:47	12/02/2014 00:45	SS
75-27-4	Bromodichloromethane	ND		ug/L	2.5	5.0	1	EPA 8260C	12/01/2014 16:47	12/02/2014 00:45	SS
75-25-2	Bromoform	ND		ug/L	2.5	5.0	1	EPA 8260C	12/01/2014 16:47	12/02/2014 00:45	SS
74-83-9	Bromomethane	ND		ug/L	2.5	5.0	1	EPA 8260C	12/01/2014 16:47	12/02/2014 00:45	SS
56-23-5	**Carbon tetrachloride**	**22**		ug/L	2.5	5.0	1	EPA 8260C	12/01/2014 16:47	12/02/2014 00:45	SS
108-90-7	Chlorobenzene	ND		ug/L	2.5	5.0	1	EPA 8260C	12/01/2014 16:47	12/02/2014 00:45	SS
75-00-3	Chloroethane	ND		ug/L	2.5	5.0	1	EPA 8260C	12/01/2014 16:47	12/02/2014 00:45	SS
67-66-3	Chloroform	ND		ug/L	2.5	5.0	1	EPA 8260C	12/01/2014 16:47	12/02/2014 00:45	SS
74-87-3	Chloromethane	ND		ug/L	2.5	5.0	1	EPA 8260C	12/01/2014 16:47	12/02/2014 00:45	SS
156-59-2	cis-1,2-Dichloroethylene	ND		ug/L	2.5	5.0	1	EPA 8260C	12/01/2014 16:47	12/02/2014 00:45	SS
10061-01-5	cis-1,3-Dichloropropylene	ND		ug/L	2.5	5.0	1	EPA 8260C	12/01/2014 16:47	12/02/2014 00:45	SS

Sample Information

Client Sample ID: **EW-5** **York Sample ID:** **14K0872-01**

York Project (SDG) No.	Client Project ID	Matrix	Collection Date/Time	Date Received
14K0872	SNYGEN	Water	November 24, 2014 2:00 pm	11/24/2014

Volatile Organics, 8260 Halogenated List

Log-in Notes: **Sample Notes:**

Sample Prepared by Method: EPA 5030B

CAS No.	Parameter	Result	Flag	Units	Reported to LOD/MDL	LOQ	Dilution	Reference Method	Date/Time Prepared	Date/Time Analyzed	Analyst
124-48-1	Dibromochloromethane	ND		ug/L	2.5	5.0	1	EPA 8260C	12/01/2014 16:47	12/02/2014 00:45	SS
74-95-3	Dibromomethane	ND		ug/L	2.5	5.0	1	EPA 8260C	12/01/2014 16:47	12/02/2014 00:45	SS
75-71-8	Dichlorodifluoromethane	ND		ug/L	2.5	5.0	1	EPA 8260C	12/01/2014 16:47	12/02/2014 00:45	SS
87-68-3	Hexachlorobutadiene	ND		ug/L	2.5	5.0	1	EPA 8260C	12/01/2014 16:47	12/02/2014 00:45	SS
75-09-2	Methylene chloride	ND		ug/L	2.5	10	1	EPA 8260C	12/01/2014 16:47	12/02/2014 00:45	SS
127-18-4	Tetrachloroethylene	ND		ug/L	2.5	5.0	1	EPA 8260C	12/01/2014 16:47	12/02/2014 00:45	SS
156-60-5	trans-1,2-Dichloroethylene	ND		ug/L	2.5	5.0	1	EPA 8260C	12/01/2014 16:47	12/02/2014 00:45	SS
10061-02-6	trans-1,3-Dichloropropylene	ND		ug/L	2.5	5.0	1	EPA 8260C	12/01/2014 16:47	12/02/2014 00:45	SS
79-01-6	Trichloroethylene	ND		ug/L	2.5	5.0	1	EPA 8260C	12/01/2014 16:47	12/02/2014 00:45	SS
75-69-4	Trichlorofluoromethane	ND		ug/L	2.5	5.0	1	EPA 8260C	12/01/2014 16:47	12/02/2014 00:45	SS
75-01-4	Vinyl Chloride	ND		ug/L	2.5	5.0	1	EPA 8260C	12/01/2014 16:47	12/02/2014 00:45	SS

	Surrogate Recoveries	Result	Acceptance Range
17060-07-0	*Surrogate: 1,2-Dichloroethane-d4*	*96.8 %*	*65-135*
460-00-4	*Surrogate: p-Bromofluorobenzene*	*90.9 %*	*81-114*
2037-26-5	*Surrogate: Toluene-d8*	*105 %*	*86-118*

Methane

Log-in Notes: **Sample Notes:**

Sample Prepared by Method: Preparation for GC Analysis

CAS No.	Parameter	Result	Flag	Units	LOD/MDL	Reported to LOQ	Dilution	Reference Method	Date/Time Prepared	Date/Time Analyzed	Analyst
74-82-8	*** Methane**	**310**		ug/L	10	10	1	GC/Headspace	12/03/2014 08:12	12/03/2014 16:34	JW

Sample Information

Client Sample ID: **EW-9** **York Sample ID:** **14K0872-02**

York Project (SDG) No.	Client Project ID	Matrix	Collection Date/Time	Date Received
14K0872	SNYGEN	Water	November 24, 2014 11:23 am	11/24/2014

Volatile Organics, 8260 Halogenated List

Log-in Notes: **Sample Notes:**

Sample Prepared by Method: EPA 5030B

CAS No.	Parameter	Result	Flag	Units	Reported to LOD/MDL	LOQ	Dilution	Reference Method	Date/Time Prepared	Date/Time Analyzed	Analyst
630-20-6	1,1,1,2-Tetrachloroethane	ND		ug/L	2.5	5.0	1	EPA 8260C	12/01/2014 16:47	12/02/2014 01:21	SS
71-55-6	**1,1,1-Trichloroethane**	**160**		ug/L	2.5	5.0	1	EPA 8260C	12/01/2014 16:47	12/02/2014 01:21	SS
79-34-5	1,1,2,2-Tetrachloroethane	ND		ug/L	2.5	5.0	1	EPA 8260C	12/01/2014 16:47	12/02/2014 01:21	SS

Sample Information

Client Sample ID: **EW-9** **York Sample ID:** **14K0872-02**

York Project (SDG) No.	Client Project ID	Matrix	Collection Date/Time	Date Received
14K0872	SNYGEN	Water	November 24, 2014 11:23 am	11/24/2014

Volatile Organics, 8260 Halogenated List **Log-in Notes:** **Sample Notes:**

Sample Prepared by Method: EPA 5030B

CAS No.	Parameter	Result	Flag	Units	Reported to LOD/MDL	LOQ	Dilution	Reference Method	Date/Time Prepared	Date/Time Analyzed	Analyst
76-13-1	**1,1,2-Trichloro-1,2,2-trifluoroethane (Freon 113)**	**2.9**	J	ug/L	2.5	5.0	1	EPA 8260C	12/01/2014 16:47	12/02/2014 01:21	SS
79-00-5	1,1,2-Trichloroethane	ND		ug/L	2.5	5.0	1	EPA 8260C	12/01/2014 16:47	12/02/2014 01:21	SS
75-34-3	1,1-Dichloroethane	ND		ug/L	2.5	5.0	1	EPA 8260C	12/01/2014 16:47	12/02/2014 01:21	SS
75-35-4	1,1-Dichloroethylene	ND		ug/L	2.5	5.0	1	EPA 8260C	12/01/2014 16:47	12/02/2014 01:21	SS
563-58-6	1,1-Dichloropropylene	ND		ug/L	2.5	5.0	1	EPA 8260C	12/01/2014 16:47	12/02/2014 01:21	SS
87-61-6	1,2,3-Trichlorobenzene	ND		ug/L	2.5	5.0	1	EPA 8260C	12/01/2014 16:47	12/02/2014 01:21	SS
96-18-4	1,2,3-Trichloropropane	ND		ug/L	2.5	5.0	1	EPA 8260C	12/01/2014 16:47	12/02/2014 01:21	SS
120-82-1	1,2,4-Trichlorobenzene	ND		ug/L	2.5	5.0	1	EPA 8260C	12/01/2014 16:47	12/02/2014 01:21	SS
96-12-8	1,2-Dibromo-3-chloropropane	ND		ug/L	2.5	5.0	1	EPA 8260C	12/01/2014 16:47	12/02/2014 01:21	SS
106-93-4	1,2-Dibromoethane	ND		ug/L	2.5	5.0	1	EPA 8260C	12/01/2014 16:47	12/02/2014 01:21	SS
95-50-1	1,2-Dichlorobenzene	ND		ug/L	2.5	5.0	1	EPA 8260C	12/01/2014 16:47	12/02/2014 01:21	SS
107-06-2	1,2-Dichloroethane	ND		ug/L	2.5	5.0	1	EPA 8260C	12/01/2014 16:47	12/02/2014 01:21	SS
78-87-5	1,2-Dichloropropane	ND		ug/L	2.5	5.0	1	EPA 8260C	12/01/2014 16:47	12/02/2014 01:21	SS
541-73-1	1,3-Dichlorobenzene	ND		ug/L	2.5	5.0	1	EPA 8260C	12/01/2014 16:47	12/02/2014 01:21	SS
142-28-9	1,3-Dichloropropane	ND		ug/L	2.5	5.0	1	EPA 8260C	12/01/2014 16:47	12/02/2014 01:21	SS
106-46-7	1,4-Dichlorobenzene	ND		ug/L	2.5	5.0	1	EPA 8260C	12/01/2014 16:47	12/02/2014 01:21	SS
594-20-7	2,2-Dichloropropane	ND		ug/L	2.5	5.0	1	EPA 8260C	12/01/2014 16:47	12/02/2014 01:21	SS
95-49-8	2-Chlorotoluene	ND		ug/L	2.5	5.0	1	EPA 8260C	12/01/2014 16:47	12/02/2014 01:21	SS
106-43-4	4-Chlorotoluene	ND		ug/L	2.5	5.0	1	EPA 8260C	12/01/2014 16:47	12/02/2014 01:21	SS
108-86-1	Bromobenzene	ND		ug/L	2.5	5.0	1	EPA 8260C	12/01/2014 16:47	12/02/2014 01:21	SS
74-97-5	Bromochloromethane	ND		ug/L	2.5	5.0	1	EPA 8260C	12/01/2014 16:47	12/02/2014 01:21	SS
75-27-4	Bromodichloromethane	ND		ug/L	2.5	5.0	1	EPA 8260C	12/01/2014 16:47	12/02/2014 01:21	SS
75-25-2	Bromoform	ND		ug/L	2.5	5.0	1	EPA 8260C	12/01/2014 16:47	12/02/2014 01:21	SS
74-83-9	Bromomethane	ND		ug/L	2.5	5.0	1	EPA 8260C	12/01/2014 16:47	12/02/2014 01:21	SS
56-23-5	**Carbon tetrachloride**	**390**		ug/L	25	50	10	EPA 8260C	12/01/2014 16:47	12/02/2014 22:23	BK
108-90-7	Chlorobenzene	ND		ug/L	2.5	5.0	1	EPA 8260C	12/01/2014 16:47	12/02/2014 01:21	SS
75-00-3	Chloroethane	ND		ug/L	2.5	5.0	1	EPA 8260C	12/01/2014 16:47	12/02/2014 01:21	SS
67-66-3	**Chloroform**	**9.6**		ug/L	2.5	5.0	1	EPA 8260C	12/01/2014 16:47	12/02/2014 01:21	SS
74-87-3	Chloromethane	ND		ug/L	2.5	5.0	1	EPA 8260C	12/01/2014 16:47	12/02/2014 01:21	SS
156-59-2	cis-1,2-Dichloroethylene	ND		ug/L	2.5	5.0	1	EPA 8260C	12/01/2014 16:47	12/02/2014 01:21	SS
10061-01-5	cis-1,3-Dichloropropylene	ND		ug/L	2.5	5.0	1	EPA 8260C	12/01/2014 16:47	12/02/2014 01:21	SS
124-48-1	Dibromochloromethane	ND		ug/L	2.5	5.0	1	EPA 8260C	12/01/2014 16:47	12/02/2014 01:21	SS
74-95-3	Dibromomethane	ND		ug/L	2.5	5.0	1	EPA 8260C	12/01/2014 16:47	12/02/2014 01:21	SS
75-71-8	Dichlorodifluoromethane	ND		ug/L	2.5	5.0	1	EPA 8260C	12/01/2014 16:47	12/02/2014 01:21	SS
87-68-3	Hexachlorobutadiene	ND		ug/L	2.5	5.0	1	EPA 8260C	12/01/2014 16:47	12/02/2014 01:21	SS

Sample Information

Client Sample ID: **EW-9** **York Sample ID:** **14K0872-02**

York Project (SDG) No.	Client Project ID	Matrix	Collection Date/Time	Date Received
14K0872	SNYGEN	Water	November 24, 2014 11:23 am	11/24/2014

Volatile Organics, 8260 Halogenated List **Log-in Notes:** **Sample Notes:**

Sample Prepared by Method: EPA 5030B

CAS No.	Parameter	Result	Flag	Units	Reported to LOD/MDL	LOQ	Dilution	Reference Method	Date/Time Prepared	Date/Time Analyzed	Analyst
75-09-2	Methylene chloride	ND		ug/L	2.5	10	1	EPA 8260C	12/01/2014 16:47	12/02/2014 01:21	SS
127-18-4	Tetrachloroethylene	ND		ug/L	2.5	5.0	1	EPA 8260C	12/01/2014 16:47	12/02/2014 01:21	SS
156-60-5	trans-1,2-Dichloroethylene	ND		ug/L	2.5	5.0	1	EPA 8260C	12/01/2014 16:47	12/02/2014 01:21	SS
10061-02-6	trans-1,3-Dichloropropylene	ND		ug/L	2.5	5.0	1	EPA 8260C	12/01/2014 16:47	12/02/2014 01:21	SS
79-01-6	Trichloroethylene	ND		ug/L	2.5	5.0	1	EPA 8260C	12/01/2014 16:47	12/02/2014 01:21	SS
75-69-4	Trichlorofluoromethane	ND		ug/L	2.5	5.0	1	EPA 8260C	12/01/2014 16:47	12/02/2014 01:21	SS
75-01-4	Vinyl Chloride	ND		ug/L	2.5	5.0	1	EPA 8260C	12/01/2014 16:47	12/02/2014 01:21	SS

	Surrogate Recoveries	Result	Acceptance Range
17060-07-0	*Surrogate: 1,2-Dichloroethane-d4*	*94.0 %*	*65-135*
460-00-4	*Surrogate: p-Bromofluorobenzene*	*91.5 %*	*81-114*
2037-26-5	*Surrogate: Toluene-d8*	*106 %*	*86-118*

Sample Information

Client Sample ID: **EW-10** **York Sample ID:** **14K0872-03**

York Project (SDG) No.	Client Project ID	Matrix	Collection Date/Time	Date Received
14K0872	SNYGEN	Water	November 24, 2014 12:21 pm	11/24/2014

Volatile Organics, 8260 Halogenated List **Log-in Notes:** **Sample Notes:**

Sample Prepared by Method: EPA 5030B

CAS No.	Parameter	Result	Flag	Units	Reported to LOD/MDL	LOQ	Dilution	Reference Method	Date/Time Prepared	Date/Time Analyzed	Analyst
630-20-6	1,1,1,2-Tetrachloroethane	ND		ug/L	2.5	5.0	1	EPA 8260C	12/01/2014 16:47	12/02/2014 01:56	SS
71-55-6	**1,1,1-Trichloroethane**	**33**		ug/L	2.5	5.0	1	EPA 8260C	12/01/2014 16:47	12/02/2014 01:56	SS
79-34-5	1,1,2,2-Tetrachloroethane	ND		ug/L	2.5	5.0	1	EPA 8260C	12/01/2014 16:47	12/02/2014 01:56	SS
76-13-1	**1,1,2-Trichloro-1,2,2-trifluoroethane (Freon 113)**	**3.3**	J	ug/L	2.5	5.0	1	EPA 8260C	12/01/2014 16:47	12/02/2014 01:56	SS
79-00-5	1,1,2-Trichloroethane	ND		ug/L	2.5	5.0	1	EPA 8260C	12/01/2014 16:47	12/02/2014 01:56	SS
75-34-3	1,1-Dichloroethane	ND		ug/L	2.5	5.0	1	EPA 8260C	12/01/2014 16:47	12/02/2014 01:56	SS
75-35-4	1,1-Dichloroethylene	ND		ug/L	2.5	5.0	1	EPA 8260C	12/01/2014 16:47	12/02/2014 01:56	SS
563-58-6	1,1-Dichloropropylene	ND		ug/L	2.5	5.0	1	EPA 8260C	12/01/2014 16:47	12/02/2014 01:56	SS
87-61-6	1,2,3-Trichlorobenzene	ND		ug/L	2.5	5.0	1	EPA 8260C	12/01/2014 16:47	12/02/2014 01:56	SS
96-18-4	1,2,3-Trichloropropane	ND		ug/L	2.5	5.0	1	EPA 8260C	12/01/2014 16:47	12/02/2014 01:56	SS
120-82-1	1,2,4-Trichlorobenzene	ND		ug/L	2.5	5.0	1	EPA 8260C	12/01/2014 16:47	12/02/2014 01:56	SS
96-12-8	1,2-Dibromo-3-chloropropane	ND		ug/L	2.5	5.0	1	EPA 8260C	12/01/2014 16:47	12/02/2014 01:56	SS
106-93-4	1,2-Dibromoethane	ND		ug/L	2.5	5.0	1	EPA 8260C	12/01/2014 16:47	12/02/2014 01:56	SS
95-50-1	1,2-Dichlorobenzene	ND		ug/L	2.5	5.0	1	EPA 8260C	12/01/2014 16:47	12/02/2014 01:56	SS

Sample Information

Client Sample ID: **EW-10** **York Sample ID:** **14K0872-03**

York Project (SDG) No.	Client Project ID	Matrix	Collection Date/Time	Date Received
14K0872	SNYGEN	Water	November 24, 2014 12:21 pm	11/24/2014

Volatile Organics, 8260 Halogenated List **Log-in Notes:** **Sample Notes:**

Sample Prepared by Method: EPA 5030B

CAS No.	Parameter	Result	Flag	Units	Reported to LOD/MDL	LOQ	Dilution	Reference Method	Date/Time Prepared	Date/Time Analyzed	Analyst
107-06-2	1,2-Dichloroethane	ND		ug/L	2.5	5.0	1	EPA 8260C	12/01/2014 16:47	12/02/2014 01:56	SS
78-87-5	1,2-Dichloropropane	ND		ug/L	2.5	5.0	1	EPA 8260C	12/01/2014 16:47	12/02/2014 01:56	SS
541-73-1	1,3-Dichlorobenzene	ND		ug/L	2.5	5.0	1	EPA 8260C	12/01/2014 16:47	12/02/2014 01:56	SS
142-28-9	1,3-Dichloropropane	ND		ug/L	2.5	5.0	1	EPA 8260C	12/01/2014 16:47	12/02/2014 01:56	SS
106-46-7	1,4-Dichlorobenzene	ND		ug/L	2.5	5.0	1	EPA 8260C	12/01/2014 16:47	12/02/2014 01:56	SS
594-20-7	2,2-Dichloropropane	ND		ug/L	2.5	5.0	1	EPA 8260C	12/01/2014 16:47	12/02/2014 01:56	SS
95-49-8	2-Chlorotoluene	ND		ug/L	2.5	5.0	1	EPA 8260C	12/01/2014 16:47	12/02/2014 01:56	SS
106-43-4	4-Chlorotoluene	ND		ug/L	2.5	5.0	1	EPA 8260C	12/01/2014 16:47	12/02/2014 01:56	SS
108-86-1	Bromobenzene	ND		ug/L	2.5	5.0	1	EPA 8260C	12/01/2014 16:47	12/02/2014 01:56	SS
74-97-5	Bromochloromethane	ND		ug/L	2.5	5.0	1	EPA 8260C	12/01/2014 16:47	12/02/2014 01:56	SS
75-27-4	Bromodichloromethane	ND		ug/L	2.5	5.0	1	EPA 8260C	12/01/2014 16:47	12/02/2014 01:56	SS
75-25-2	Bromoform	ND		ug/L	2.5	5.0	1	EPA 8260C	12/01/2014 16:47	12/02/2014 01:56	SS
74-83-9	Bromomethane	ND		ug/L	2.5	5.0	1	EPA 8260C	12/01/2014 16:47	12/02/2014 01:56	SS
56-23-5	**Carbon tetrachloride**	**80**		ug/L	2.5	5.0	1	EPA 8260C	12/01/2014 16:47	12/02/2014 01:56	SS
108-90-7	Chlorobenzene	ND		ug/L	2.5	5.0	1	EPA 8260C	12/01/2014 16:47	12/02/2014 01:56	SS
75-00-3	Chloroethane	ND		ug/L	2.5	5.0	1	EPA 8260C	12/01/2014 16:47	12/02/2014 01:56	SS
67-66-3	**Chloroform**	**6.3**		ug/L	2.5	5.0	1	EPA 8260C	12/01/2014 16:47	12/02/2014 01:56	SS
74-87-3	Chloromethane	ND		ug/L	2.5	5.0	1	EPA 8260C	12/01/2014 16:47	12/02/2014 01:56	SS
156-59-2	cis-1,2-Dichloroethylene	ND		ug/L	2.5	5.0	1	EPA 8260C	12/01/2014 16:47	12/02/2014 01:56	SS
10061-01-5	cis-1,3-Dichloropropylene	ND		ug/L	2.5	5.0	1	EPA 8260C	12/01/2014 16:47	12/02/2014 01:56	SS
124-48-1	Dibromochloromethane	ND		ug/L	2.5	5.0	1	EPA 8260C	12/01/2014 16:47	12/02/2014 01:56	SS
74-95-3	Dibromomethane	ND		ug/L	2.5	5.0	1	EPA 8260C	12/01/2014 16:47	12/02/2014 01:56	SS
75-71-8	Dichlorodifluoromethane	ND		ug/L	2.5	5.0	1	EPA 8260C	12/01/2014 16:47	12/02/2014 01:56	SS
87-68-3	Hexachlorobutadiene	ND		ug/L	2.5	5.0	1	EPA 8260C	12/01/2014 16:47	12/02/2014 01:56	SS
75-09-2	Methylene chloride	ND		ug/L	2.5	10	1	EPA 8260C	12/01/2014 16:47	12/02/2014 01:56	SS
127-18-4	Tetrachloroethylene	ND		ug/L	2.5	5.0	1	EPA 8260C	12/01/2014 16:47	12/02/2014 01:56	SS
156-60-5	trans-1,2-Dichloroethylene	ND		ug/L	2.5	5.0	1	EPA 8260C	12/01/2014 16:47	12/02/2014 01:56	SS
10061-02-6	trans-1,3-Dichloropropylene	ND		ug/L	2.5	5.0	1	EPA 8260C	12/01/2014 16:47	12/02/2014 01:56	SS
79-01-6	Trichloroethylene	ND		ug/L	2.5	5.0	1	EPA 8260C	12/01/2014 16:47	12/02/2014 01:56	SS
75-69-4	Trichlorofluoromethane	ND		ug/L	2.5	5.0	1	EPA 8260C	12/01/2014 16:47	12/02/2014 01:56	SS
75-01-4	Vinyl Chloride	ND		ug/L	2.5	5.0	1	EPA 8260C	12/01/2014 16:47	12/02/2014 01:56	SS

	Surrogate Recoveries	Result	Acceptance Range
17060-07-0	*Surrogate: 1,2-Dichloroethane-d4*	*96.6 %*	*65-135*
460-00-4	*Surrogate: p-Bromofluorobenzene*	*94.4 %*	*81-114*
2037-26-5	*Surrogate: Toluene-d8*	*102 %*	*86-118*

Sample Information

Client Sample ID: **EW-10** **York Sample ID:** **14K0872-03**

York Project (SDG) No.	Client Project ID	Matrix	Collection Date/Time	Date Received
14K0872	SNYGEN	Water	November 24, 2014 12:21 pm	11/24/2014

Methane, Ethane & Ethylene

Log-in Notes: **Sample Notes:**

Sample Prepared by Method: Preparation for GC Analysis

CAS No.	Parameter	Result	Flag	Units	LOD/MDL	Reported to LOQ	Dilution	Reference Method	Date/Time Prepared	Date/Time Analyzed	Analyst
74-82-8	*** Methane**	**61**		ug/L	10	10	1	GC/Headspace	12/03/2014 08:12	12/03/2014 16:34	JW
74-84-0	* Ethane	ND		ug/L	10	10	1	GC/Headspace	12/03/2014 08:12	12/03/2014 16:34	JW
74-85-1	* Ethylene (Ethene)	ND		ug/L	10	10	1	GC/Headspace	12/03/2014 08:12	12/03/2014 16:34	JW

Sample Information

Client Sample ID: **EW-13** **York Sample ID:** **14K0872-04**

York Project (SDG) No.	Client Project ID	Matrix	Collection Date/Time	Date Received
14K0872	SNYGEN	Water	November 24, 2014 10:12 am	11/24/2014

Volatile Organics, 8260 Halogenated List

Log-in Notes: **Sample Notes:**

Sample Prepared by Method: EPA 5030B

CAS No.	Parameter	Result	Flag	Units	Reported to LOD/MDL	LOQ	Dilution	Reference Method	Date/Time Prepared	Date/Time Analyzed	Analyst
630-20-6	1,1,1,2-Tetrachloroethane	ND		ug/L	2.5	5.0	1	EPA 8260C	12/01/2014 16:47	12/02/2014 02:33	SS
71-55-6	**1,1,1-Trichloroethane**	**380**		ug/L	25	50	10	EPA 8260C	12/01/2014 16:47	12/02/2014 22:59	BK
79-34-5	1,1,2,2-Tetrachloroethane	ND		ug/L	2.5	5.0	1	EPA 8260C	12/01/2014 16:47	12/02/2014 02:33	SS
76-13-1	**1,1,2-Trichloro-1,2,2-trifluoroethane (Freon 113)**	**8.9**		ug/L	2.5	5.0	1	EPA 8260C	12/01/2014 16:47	12/02/2014 02:33	SS
79-00-5	1,1,2-Trichloroethane	ND		ug/L	2.5	5.0	1	EPA 8260C	12/01/2014 16:47	12/02/2014 02:33	SS
75-34-3	1,1-Dichloroethane	ND		ug/L	2.5	5.0	1	EPA 8260C	12/01/2014 16:47	12/02/2014 02:33	SS
75-35-4	1,1-Dichloroethylene	ND		ug/L	2.5	5.0	1	EPA 8260C	12/01/2014 16:47	12/02/2014 02:33	SS
563-58-6	1,1-Dichloropropylene	ND		ug/L	2.5	5.0	1	EPA 8260C	12/01/2014 16:47	12/02/2014 02:33	SS
87-61-6	1,2,3-Trichlorobenzene	ND		ug/L	2.5	5.0	1	EPA 8260C	12/01/2014 16:47	12/02/2014 02:33	SS
96-18-4	1,2,3-Trichloropropane	ND		ug/L	2.5	5.0	1	EPA 8260C	12/01/2014 16:47	12/02/2014 02:33	SS
120-82-1	1,2,4-Trichlorobenzene	ND		ug/L	2.5	5.0	1	EPA 8260C	12/01/2014 16:47	12/02/2014 02:33	SS
96-12-8	1,2-Dibromo-3-chloropropane	ND		ug/L	2.5	5.0	1	EPA 8260C	12/01/2014 16:47	12/02/2014 02:33	SS
106-93-4	1,2-Dibromoethane	ND		ug/L	2.5	5.0	1	EPA 8260C	12/01/2014 16:47	12/02/2014 02:33	SS
95-50-1	1,2-Dichlorobenzene	ND		ug/L	2.5	5.0	1	EPA 8260C	12/01/2014 16:47	12/02/2014 02:33	SS
107-06-2	1,2-Dichloroethane	ND		ug/L	2.5	5.0	1	EPA 8260C	12/01/2014 16:47	12/02/2014 02:33	SS
78-87-5	1,2-Dichloropropane	ND		ug/L	2.5	5.0	1	EPA 8260C	12/01/2014 16:47	12/02/2014 02:33	SS
541-73-1	1,3-Dichlorobenzene	ND		ug/L	2.5	5.0	1	EPA 8260C	12/01/2014 16:47	12/02/2014 02:33	SS
142-28-9	1,3-Dichloropropane	ND		ug/L	2.5	5.0	1	EPA 8260C	12/01/2014 16:47	12/02/2014 02:33	SS
106-46-7	1,4-Dichlorobenzene	ND		ug/L	2.5	5.0	1	EPA 8260C	12/01/2014 16:47	12/02/2014 02:33	SS
594-20-7	2,2-Dichloropropane	ND		ug/L	2.5	5.0	1	EPA 8260C	12/01/2014 16:47	12/02/2014 02:33	SS

Sample Information

Client Sample ID: **EW-13** **York Sample ID:** **14K0872-04**

York Project (SDG) No.	Client Project ID	Matrix	Collection Date/Time	Date Received
14K0872	SNYGEN	Water	November 24, 2014 10:12 am	11/24/2014

Volatile Organics, 8260 Halogenated List **Log-in Notes:** **Sample Notes:**

Sample Prepared by Method: EPA 5030B

CAS No.	Parameter	Result	Flag	Units	Reported to LOD/MDL	LOQ	Dilution	Reference Method	Date/Time Prepared	Date/Time Analyzed	Analyst
95-49-8	2-Chlorotoluene	ND		ug/L	2.5	5.0	1	EPA 8260C	12/01/2014 16:47	12/02/2014 02:33	SS
106-43-4	4-Chlorotoluene	ND		ug/L	2.5	5.0	1	EPA 8260C	12/01/2014 16:47	12/02/2014 02:33	SS
108-86-1	Bromobenzene	ND		ug/L	2.5	5.0	1	EPA 8260C	12/01/2014 16:47	12/02/2014 02:33	SS
74-97-5	Bromochloromethane	ND		ug/L	2.5	5.0	1	EPA 8260C	12/01/2014 16:47	12/02/2014 02:33	SS
75-27-4	Bromodichloromethane	ND		ug/L	2.5	5.0	1	EPA 8260C	12/01/2014 16:47	12/02/2014 02:33	SS
75-25-2	Bromoform	ND		ug/L	2.5	5.0	1	EPA 8260C	12/01/2014 16:47	12/02/2014 02:33	SS
74-83-9	Bromomethane	ND		ug/L	2.5	5.0	1	EPA 8260C	12/01/2014 16:47	12/02/2014 02:33	SS
56-23-5	**Carbon tetrachloride**	**1400**		ug/L	25	50	10	EPA 8260C	12/01/2014 16:47	12/02/2014 22:59	BK
108-90-7	Chlorobenzene	ND		ug/L	2.5	5.0	1	EPA 8260C	12/01/2014 16:47	12/02/2014 02:33	SS
75-00-3	Chloroethane	ND		ug/L	2.5	5.0	1	EPA 8260C	12/01/2014 16:47	12/02/2014 02:33	SS
67-66-3	**Chloroform**	**20**		ug/L	2.5	5.0	1	EPA 8260C	12/01/2014 16:47	12/02/2014 02:33	SS
74-87-3	Chloromethane	ND		ug/L	2.5	5.0	1	EPA 8260C	12/01/2014 16:47	12/02/2014 02:33	SS
156-59-2	cis-1,2-Dichloroethylene	ND		ug/L	2.5	5.0	1	EPA 8260C	12/01/2014 16:47	12/02/2014 02:33	SS
10061-01-5	cis-1,3-Dichloropropylene	ND		ug/L	2.5	5.0	1	EPA 8260C	12/01/2014 16:47	12/02/2014 02:33	SS
124-48-1	Dibromochloromethane	ND		ug/L	2.5	5.0	1	EPA 8260C	12/01/2014 16:47	12/02/2014 02:33	SS
74-95-3	Dibromomethane	ND		ug/L	2.5	5.0	1	EPA 8260C	12/01/2014 16:47	12/02/2014 02:33	SS
75-71-8	Dichlorodifluoromethane	ND		ug/L	2.5	5.0	1	EPA 8260C	12/01/2014 16:47	12/02/2014 02:33	SS
87-68-3	Hexachlorobutadiene	ND		ug/L	2.5	5.0	1	EPA 8260C	12/01/2014 16:47	12/02/2014 02:33	SS
75-09-2	Methylene chloride	ND		ug/L	2.5	10	1	EPA 8260C	12/01/2014 16:47	12/02/2014 02:33	SS
127-18-4	Tetrachloroethylene	ND		ug/L	2.5	5.0	1	EPA 8260C	12/01/2014 16:47	12/02/2014 02:33	SS
156-60-5	trans-1,2-Dichloroethylene	ND		ug/L	2.5	5.0	1	EPA 8260C	12/01/2014 16:47	12/02/2014 02:33	SS
10061-02-6	trans-1,3-Dichloropropylene	ND		ug/L	2.5	5.0	1	EPA 8260C	12/01/2014 16:47	12/02/2014 02:33	SS
79-01-6	Trichloroethylene	ND		ug/L	2.5	5.0	1	EPA 8260C	12/01/2014 16:47	12/02/2014 02:33	SS
75-69-4	Trichlorofluoromethane	ND		ug/L	2.5	5.0	1	EPA 8260C	12/01/2014 16:47	12/02/2014 02:33	SS
75-01-4	Vinyl Chloride	ND		ug/L	2.5	5.0	1	EPA 8260C	12/01/2014 16:47	12/02/2014 02:33	SS

	Surrogate Recoveries	Result	Acceptance Range
17060-07-0	*Surrogate: 1,2-Dichloroethane-d4*	*94.9 %*	*65-135*
460-00-4	*Surrogate: p-Bromofluorobenzene*	*94.4 %*	*81-114*
2037-26-5	*Surrogate: Toluene-d8*	*107 %*	*86-118*

Sample Information

Client Sample ID: **EW-14** **York Sample ID:** **14K0872-05**

York Project (SDG) No.	Client Project ID	Matrix	Collection Date/Time	Date Received
14K0872	SNYGEN	Water	November 24, 2014 12:06 pm	11/24/2014

Sample Information

Client Sample ID: **EW-14** **York Sample ID:** **14K0872-05**

York Project (SDG) No.	Client Project ID	Matrix	Collection Date/Time	Date Received
14K0872	SNYGEN	Water	November 24, 2014 12:06 pm	11/24/2014

Volatile Organics, 8260 Halogenated List

Log-in Notes:

Sample Notes:

Sample Prepared by Method: EPA 5030B

CAS No.	Parameter	Result	Flag	Units	Reported to LOD/MDL	LOQ	Dilution	Reference Method	Date/Time Prepared	Date/Time Analyzed	Analyst
630-20-6	1,1,1,2-Tetrachloroethane	ND		ug/L	2.5	5.0	1	EPA 8260C	12/01/2014 16:47	12/02/2014 03:09	SS
71-55-6	**1,1,1-Trichloroethane**	**1400**		ug/L	50	100	20	EPA 8260C	12/01/2014 16:47	12/02/2014 23:35	BK
79-34-5	1,1,2,2-Tetrachloroethane	ND		ug/L	2.5	5.0	1	EPA 8260C	12/01/2014 16:47	12/02/2014 03:09	SS
76-13-1	**1,1,2-Trichloro-1,2,2-trifluoroethane (Freon 113)**	**18**		ug/L	2.5	5.0	1	EPA 8260C	12/01/2014 16:47	12/02/2014 03:09	SS
79-00-5	1,1,2-Trichloroethane	ND		ug/L	2.5	5.0	1	EPA 8260C	12/01/2014 16:47	12/02/2014 03:09	SS
75-34-3	**1,1-Dichloroethane**	**3.2**	J	ug/L	2.5	5.0	1	EPA 8260C	12/01/2014 16:47	12/02/2014 03:09	SS
75-35-4	1,1-Dichloroethylene	ND		ug/L	2.5	5.0	1	EPA 8260C	12/01/2014 16:47	12/02/2014 03:09	SS
563-58-6	1,1-Dichloropropylene	ND		ug/L	2.5	5.0	1	EPA 8260C	12/01/2014 16:47	12/02/2014 03:09	SS
87-61-6	1,2,3-Trichlorobenzene	ND		ug/L	2.5	5.0	1	EPA 8260C	12/01/2014 16:47	12/02/2014 03:09	SS
96-18-4	1,2,3-Trichloropropane	ND		ug/L	2.5	5.0	1	EPA 8260C	12/01/2014 16:47	12/02/2014 03:09	SS
120-82-1	1,2,4-Trichlorobenzene	ND		ug/L	2.5	5.0	1	EPA 8260C	12/01/2014 16:47	12/02/2014 03:09	SS
96-12-8	1,2-Dibromo-3-chloropropane	ND		ug/L	2.5	5.0	1	EPA 8260C	12/01/2014 16:47	12/02/2014 03:09	SS
106-93-4	1,2-Dibromoethane	ND		ug/L	2.5	5.0	1	EPA 8260C	12/01/2014 16:47	12/02/2014 03:09	SS
95-50-1	1,2-Dichlorobenzene	ND		ug/L	2.5	5.0	1	EPA 8260C	12/01/2014 16:47	12/02/2014 03:09	SS
107-06-2	1,2-Dichloroethane	ND		ug/L	2.5	5.0	1	EPA 8260C	12/01/2014 16:47	12/02/2014 03:09	SS
78-87-5	1,2-Dichloropropane	ND		ug/L	2.5	5.0	1	EPA 8260C	12/01/2014 16:47	12/02/2014 03:09	SS
541-73-1	1,3-Dichlorobenzene	ND		ug/L	2.5	5.0	1	EPA 8260C	12/01/2014 16:47	12/02/2014 03:09	SS
142-28-9	1,3-Dichloropropane	ND		ug/L	2.5	5.0	1	EPA 8260C	12/01/2014 16:47	12/02/2014 03:09	SS
106-46-7	1,4-Dichlorobenzene	ND		ug/L	2.5	5.0	1	EPA 8260C	12/01/2014 16:47	12/02/2014 03:09	SS
594-20-7	2,2-Dichloropropane	ND		ug/L	2.5	5.0	1	EPA 8260C	12/01/2014 16:47	12/02/2014 03:09	SS
95-49-8	2-Chlorotoluene	ND		ug/L	2.5	5.0	1	EPA 8260C	12/01/2014 16:47	12/02/2014 03:09	SS
106-43-4	4-Chlorotoluene	ND		ug/L	2.5	5.0	1	EPA 8260C	12/01/2014 16:47	12/02/2014 03:09	SS
108-86-1	Bromobenzene	ND		ug/L	2.5	5.0	1	EPA 8260C	12/01/2014 16:47	12/02/2014 03:09	SS
74-97-5	Bromochloromethane	ND		ug/L	2.5	5.0	1	EPA 8260C	12/01/2014 16:47	12/02/2014 03:09	SS
75-27-4	Bromodichloromethane	ND		ug/L	2.5	5.0	1	EPA 8260C	12/01/2014 16:47	12/02/2014 03:09	SS
75-25-2	Bromoform	ND		ug/L	2.5	5.0	1	EPA 8260C	12/01/2014 16:47	12/02/2014 03:09	SS
74-83-9	Bromomethane	ND		ug/L	2.5	5.0	1	EPA 8260C	12/01/2014 16:47	12/02/2014 03:09	SS
56-23-5	**Carbon tetrachloride**	**600**		ug/L	50	100	20	EPA 8260C	12/01/2014 16:47	12/02/2014 23:35	BK
108-90-7	Chlorobenzene	ND		ug/L	2.5	5.0	1	EPA 8260C	12/01/2014 16:47	12/02/2014 03:09	SS
75-00-3	Chloroethane	ND		ug/L	2.5	5.0	1	EPA 8260C	12/01/2014 16:47	12/02/2014 03:09	SS
67-66-3	**Chloroform**	**14**		ug/L	2.5	5.0	1	EPA 8260C	12/01/2014 16:47	12/02/2014 03:09	SS
74-87-3	Chloromethane	ND		ug/L	2.5	5.0	1	EPA 8260C	12/01/2014 16:47	12/02/2014 03:09	SS
156-59-2	cis-1,2-Dichloroethylene	ND		ug/L	2.5	5.0	1	EPA 8260C	12/01/2014 16:47	12/02/2014 03:09	SS
10061-01-5	cis-1,3-Dichloropropylene	ND		ug/L	2.5	5.0	1	EPA 8260C	12/01/2014 16:47	12/02/2014 03:09	SS
124-48-1	Dibromochloromethane	ND		ug/L	2.5	5.0	1	EPA 8260C	12/01/2014 16:47	12/02/2014 03:09	SS
74-95-3	Dibromomethane	ND		ug/L	2.5	5.0	1	EPA 8260C	12/01/2014 16:47	12/02/2014 03:09	SS

Sample Information

Client Sample ID: **EW-14** **York Sample ID:** **14K0872-05**

York Project (SDG) No.	Client Project ID	Matrix	Collection Date/Time	Date Received
14K0872	SNYGEN	Water	November 24, 2014 12:06 pm	11/24/2014

Volatile Organics, 8260 Halogenated List **Log-in Notes:** **Sample Notes:**

Sample Prepared by Method: EPA 5030B

CAS No.	Parameter	Result	Flag	Units	Reported to LOD/MDL	LOQ	Dilution	Reference Method	Date/Time Prepared	Date/Time Analyzed	Analyst
75-71-8	Dichlorodifluoromethane	ND		ug/L	2.5	5.0	1	EPA 8260C	12/01/2014 16:47	12/02/2014 03:09	SS
87-68-3	Hexachlorobutadiene	ND		ug/L	2.5	5.0	1	EPA 8260C	12/01/2014 16:47	12/02/2014 03:09	SS
75-09-2	Methylene chloride	ND		ug/L	2.5	10	1	EPA 8260C	12/01/2014 16:47	12/02/2014 03:09	SS
127-18-4	Tetrachloroethylene	ND		ug/L	2.5	5.0	1	EPA 8260C	12/01/2014 16:47	12/02/2014 03:09	SS
156-60-5	trans-1,2-Dichloroethylene	ND		ug/L	2.5	5.0	1	EPA 8260C	12/01/2014 16:47	12/02/2014 03:09	SS
10061-02-6	trans-1,3-Dichloropropylene	ND		ug/L	2.5	5.0	1	EPA 8260C	12/01/2014 16:47	12/02/2014 03:09	SS
79-01-6	Trichloroethylene	ND		ug/L	2.5	5.0	1	EPA 8260C	12/01/2014 16:47	12/02/2014 03:09	SS
75-69-4	Trichlorofluoromethane	ND		ug/L	2.5	5.0	1	EPA 8260C	12/01/2014 16:47	12/02/2014 03:09	SS
75-01-4	Vinyl Chloride	ND		ug/L	2.5	5.0	1	EPA 8260C	12/01/2014 16:47	12/02/2014 03:09	SS

	Surrogate Recoveries	Result	Acceptance Range
17060-07-0	*Surrogate: 1,2-Dichloroethane-d4*	*92.5 %*	*65-135*
460-00-4	*Surrogate: p-Bromofluorobenzene*	*92.8 %*	*81-114*
2037-26-5	*Surrogate: Toluene-d8*	*108 %*	*86-118*

Sample Information

Client Sample ID: **EW-15** **York Sample ID:** **14K0872-06**

York Project (SDG) No.	Client Project ID	Matrix	Collection Date/Time	Date Received
14K0872	SNYGEN	Water	November 24, 2014 12:58 pm	11/24/2014

Volatile Organics, 8260 Halogenated List **Log-in Notes:** **Sample Notes:**

Sample Prepared by Method: EPA 5030B

CAS No.	Parameter	Result	Flag	Units	Reported to LOD/MDL	LOQ	Dilution	Reference Method	Date/Time Prepared	Date/Time Analyzed	Analyst
630-20-6	1,1,1,2-Tetrachloroethane	ND		ug/L	2.5	5.0	1	EPA 8260C	12/01/2014 16:47	12/02/2014 03:45	SS
71-55-6	**1,1,1-Trichloroethane**	**2700**		ug/L	50	100	20	EPA 8260C	12/01/2014 16:47	12/03/2014 07:39	BK
79-34-5	1,1,2,2-Tetrachloroethane	ND		ug/L	2.5	5.0	1	EPA 8260C	12/01/2014 16:47	12/02/2014 03:45	SS
76-13-1	**1,1,2-Trichloro-1,2,2-trifluoroethane (Freon 113)**	**42**		ug/L	2.5	5.0	1	EPA 8260C	12/01/2014 16:47	12/02/2014 03:45	SS
79-00-5	1,1,2-Trichloroethane	ND		ug/L	2.5	5.0	1	EPA 8260C	12/01/2014 16:47	12/02/2014 03:45	SS
75-34-3	1,1-Dichloroethane	ND		ug/L	2.5	5.0	1	EPA 8260C	12/01/2014 16:47	12/02/2014 03:45	SS
75-35-4	1,1-Dichloroethylene	ND		ug/L	2.5	5.0	1	EPA 8260C	12/01/2014 16:47	12/02/2014 03:45	SS
563-58-6	1,1-Dichloropropylene	ND		ug/L	2.5	5.0	1	EPA 8260C	12/01/2014 16:47	12/02/2014 03:45	SS
87-61-6	1,2,3-Trichlorobenzene	ND		ug/L	2.5	5.0	1	EPA 8260C	12/01/2014 16:47	12/02/2014 03:45	SS
96-18-4	1,2,3-Trichloropropane	ND		ug/L	2.5	5.0	1	EPA 8260C	12/01/2014 16:47	12/02/2014 03:45	SS
120-82-1	1,2,4-Trichlorobenzene	ND		ug/L	2.5	5.0	1	EPA 8260C	12/01/2014 16:47	12/02/2014 03:45	SS
96-12-8	1,2-Dibromo-3-chloropropane	ND		ug/L	2.5	5.0	1	EPA 8260C	12/01/2014 16:47	12/02/2014 03:45	SS

Sample Information

Client Sample ID: **EW-15** **York Sample ID:** **14K0872-06**

York Project (SDG) No.	Client Project ID	Matrix	Collection Date/Time	Date Received
14K0872	SNYGEN	Water	November 24, 2014 12:58 pm	11/24/2014

Volatile Organics, 8260 Halogenated List **Log-in Notes:** **Sample Notes:**

Sample Prepared by Method: EPA 5030B

CAS No.	Parameter	Result	Flag	Units	Reported to LOD/MDL	LOQ	Dilution	Reference Method	Date/Time Prepared	Date/Time Analyzed	Analyst
106-93-4	1,2-Dibromoethane	ND		ug/L	2.5	5.0	1	EPA 8260C	12/01/2014 16:47	12/02/2014 03:45	SS
95-50-1	1,2-Dichlorobenzene	ND		ug/L	2.5	5.0	1	EPA 8260C	12/01/2014 16:47	12/02/2014 03:45	SS
107-06-2	1,2-Dichloroethane	ND		ug/L	2.5	5.0	1	EPA 8260C	12/01/2014 16:47	12/02/2014 03:45	SS
78-87-5	1,2-Dichloropropane	ND		ug/L	2.5	5.0	1	EPA 8260C	12/01/2014 16:47	12/02/2014 03:45	SS
541-73-1	1,3-Dichlorobenzene	ND		ug/L	2.5	5.0	1	EPA 8260C	12/01/2014 16:47	12/02/2014 03:45	SS
142-28-9	1,3-Dichloropropane	ND		ug/L	2.5	5.0	1	EPA 8260C	12/01/2014 16:47	12/02/2014 03:45	SS
106-46-7	1,4-Dichlorobenzene	ND		ug/L	2.5	5.0	1	EPA 8260C	12/01/2014 16:47	12/02/2014 03:45	SS
594-20-7	2,2-Dichloropropane	ND		ug/L	2.5	5.0	1	EPA 8260C	12/01/2014 16:47	12/02/2014 03:45	SS
95-49-8	2-Chlorotoluene	ND		ug/L	2.5	5.0	1	EPA 8260C	12/01/2014 16:47	12/02/2014 03:45	SS
106-43-4	4-Chlorotoluene	ND		ug/L	2.5	5.0	1	EPA 8260C	12/01/2014 16:47	12/02/2014 03:45	SS
108-86-1	Bromobenzene	ND		ug/L	2.5	5.0	1	EPA 8260C	12/01/2014 16:47	12/02/2014 03:45	SS
74-97-5	Bromochloromethane	ND		ug/L	2.5	5.0	1	EPA 8260C	12/01/2014 16:47	12/02/2014 03:45	SS
75-27-4	Bromodichloromethane	ND		ug/L	2.5	5.0	1	EPA 8260C	12/01/2014 16:47	12/02/2014 03:45	SS
75-25-2	Bromoform	ND		ug/L	2.5	5.0	1	EPA 8260C	12/01/2014 16:47	12/02/2014 03:45	SS
74-83-9	Bromomethane	ND		ug/L	2.5	5.0	1	EPA 8260C	12/01/2014 16:47	12/02/2014 03:45	SS
56-23-5	**Carbon tetrachloride**	**4200**		ug/L	250	500	100	EPA 8260C	12/01/2014 16:47	12/03/2014 14:15	BK
108-90-7	**Chlorobenzene**	**29**		ug/L	2.5	5.0	1	EPA 8260C	12/01/2014 16:47	12/02/2014 03:45	SS
75-00-3	Chloroethane	ND		ug/L	2.5	5.0	1	EPA 8260C	12/01/2014 16:47	12/02/2014 03:45	SS
67-66-3	**Chloroform**	**19**		ug/L	2.5	5.0	1	EPA 8260C	12/01/2014 16:47	12/02/2014 03:45	SS
74-87-3	Chloromethane	ND		ug/L	2.5	5.0	1	EPA 8260C	12/01/2014 16:47	12/02/2014 03:45	SS
156-59-2	cis-1,2-Dichloroethylene	ND		ug/L	2.5	5.0	1	EPA 8260C	12/01/2014 16:47	12/02/2014 03:45	SS
10061-01-5	cis-1,3-Dichloropropylene	ND		ug/L	2.5	5.0	1	EPA 8260C	12/01/2014 16:47	12/02/2014 03:45	SS
124-48-1	Dibromochloromethane	ND		ug/L	2.5	5.0	1	EPA 8260C	12/01/2014 16:47	12/02/2014 03:45	SS
74-95-3	Dibromomethane	ND		ug/L	2.5	5.0	1	EPA 8260C	12/01/2014 16:47	12/02/2014 03:45	SS
75-71-8	Dichlorodifluoromethane	ND		ug/L	2.5	5.0	1	EPA 8260C	12/01/2014 16:47	12/02/2014 03:45	SS
87-68-3	Hexachlorobutadiene	ND		ug/L	2.5	5.0	1	EPA 8260C	12/01/2014 16:47	12/02/2014 03:45	SS
75-09-2	Methylene chloride	ND		ug/L	2.5	10	1	EPA 8260C	12/01/2014 16:47	12/02/2014 03:45	SS
127-18-4	**Tetrachloroethylene**	**42**		ug/L	2.5	5.0	1	EPA 8260C	12/01/2014 16:47	12/02/2014 03:45	SS
156-60-5	trans-1,2-Dichloroethylene	ND		ug/L	2.5	5.0	1	EPA 8260C	12/01/2014 16:47	12/02/2014 03:45	SS
10061-02-6	trans-1,3-Dichloropropylene	ND		ug/L	2.5	5.0	1	EPA 8260C	12/01/2014 16:47	12/02/2014 03:45	SS
79-01-6	Trichloroethylene	ND		ug/L	2.5	5.0	1	EPA 8260C	12/01/2014 16:47	12/02/2014 03:45	SS
75-69-4	Trichlorofluoromethane	ND		ug/L	2.5	5.0	1	EPA 8260C	12/01/2014 16:47	12/02/2014 03:45	SS
75-01-4	Vinyl Chloride	ND		ug/L	2.5	5.0	1	EPA 8260C	12/01/2014 16:47	12/02/2014 03:45	SS

	Surrogate Recoveries	Result	Acceptance Range
17060-07-0	*Surrogate: 1,2-Dichloroethane-d4*	*89.4 %*	*65-135*
460-00-4	*Surrogate: p-Bromofluorobenzene*	*93.4 %*	*81-114*

Sample Information

Client Sample ID: **EW-15** **York Sample ID:** **14K0872-06**

York Project (SDG) No.	Client Project ID	Matrix	Collection Date/Time	Date Received
14K0872	SNYGEN	Water	November 24, 2014 12:58 pm	11/24/2014

Volatile Organics, 8260 Halogenated List **Log-in Notes:** **Sample Notes:**

Sample Prepared by Method: EPA 5030B

CAS No.	Parameter	Result	Flag	Units	Reported to LOD/MDL	LOQ	Dilution	Reference Method	Date/Time Prepared	Date/Time Analyzed	Analyst
2037-26-5	*Surrogate: Toluene-d8*	*108 %*			*86-118*						

Sample Information

Client Sample ID: **EW-16** **York Sample ID:** **14K0872-07**

York Project (SDG) No.	Client Project ID	Matrix	Collection Date/Time	Date Received
14K0872	SNYGEN	Water	November 24, 2014 11:20 am	11/24/2014

Volatile Organics, 8260 Halogenated List **Log-in Notes:** **Sample Notes:**

Sample Prepared by Method: EPA 5030B

CAS No.	Parameter	Result	Flag	Units	Reported to LOD/MDL	LOQ	Dilution	Reference Method	Date/Time Prepared	Date/Time Analyzed	Analyst
630-20-6	1,1,1,2-Tetrachloroethane	ND		ug/L	2.5	5.0	1	EPA 8260C	12/02/2014 17:08	12/03/2014 08:23	BK
71-55-6	1,1,1-Trichloroethane	ND		ug/L	2.5	5.0	1	EPA 8260C	12/02/2014 17:08	12/03/2014 08:23	BK
79-34-5	1,1,2,2-Tetrachloroethane	ND		ug/L	2.5	5.0	1	EPA 8260C	12/02/2014 17:08	12/03/2014 08:23	BK
76-13-1	1,1,2-Trichloro-1,2,2-trifluoroethane (Freon 113)	ND		ug/L	2.5	5.0	1	EPA 8260C	12/02/2014 17:08	12/03/2014 08:23	BK
79-00-5	1,1,2-Trichloroethane	ND		ug/L	2.5	5.0	1	EPA 8260C	12/02/2014 17:08	12/03/2014 08:23	BK
75-34-3	1,1-Dichloroethane	ND		ug/L	2.5	5.0	1	EPA 8260C	12/02/2014 17:08	12/03/2014 08:23	BK
75-35-4	1,1-Dichloroethylene	ND		ug/L	2.5	5.0	1	EPA 8260C	12/02/2014 17:08	12/03/2014 08:23	BK
563-58-6	1,1-Dichloropropylene	ND		ug/L	2.5	5.0	1	EPA 8260C	12/02/2014 17:08	12/03/2014 08:23	BK
87-61-6	1,2,3-Trichlorobenzene	ND		ug/L	2.5	5.0	1	EPA 8260C	12/02/2014 17:08	12/03/2014 08:23	BK
96-18-4	1,2,3-Trichloropropane	ND		ug/L	2.5	5.0	1	EPA 8260C	12/02/2014 17:08	12/03/2014 08:23	BK
120-82-1	1,2,4-Trichlorobenzene	ND		ug/L	2.5	5.0	1	EPA 8260C	12/02/2014 17:08	12/03/2014 08:23	BK
96-12-8	1,2-Dibromo-3-chloropropane	ND		ug/L	2.5	5.0	1	EPA 8260C	12/02/2014 17:08	12/03/2014 08:23	BK
106-93-4	1,2-Dibromoethane	ND		ug/L	2.5	5.0	1	EPA 8260C	12/02/2014 17:08	12/03/2014 08:23	BK
95-50-1	1,2-Dichlorobenzene	ND		ug/L	2.5	5.0	1	EPA 8260C	12/02/2014 17:08	12/03/2014 08:23	BK
107-06-2	1,2-Dichloroethane	ND		ug/L	2.5	5.0	1	EPA 8260C	12/02/2014 17:08	12/03/2014 08:23	BK
78-87-5	1,2-Dichloropropane	ND		ug/L	2.5	5.0	1	EPA 8260C	12/02/2014 17:08	12/03/2014 08:23	BK
541-73-1	1,3-Dichlorobenzene	ND		ug/L	2.5	5.0	1	EPA 8260C	12/02/2014 17:08	12/03/2014 08:23	BK
142-28-9	1,3-Dichloropropane	ND		ug/L	2.5	5.0	1	EPA 8260C	12/02/2014 17:08	12/03/2014 08:23	BK
106-46-7	1,4-Dichlorobenzene	ND		ug/L	2.5	5.0	1	EPA 8260C	12/02/2014 17:08	12/03/2014 08:23	BK
594-20-7	2,2-Dichloropropane	ND		ug/L	2.5	5.0	1	EPA 8260C	12/02/2014 17:08	12/03/2014 08:23	BK
95-49-8	2-Chlorotoluene	ND		ug/L	2.5	5.0	1	EPA 8260C	12/02/2014 17:08	12/03/2014 08:23	BK
106-43-4	4-Chlorotoluene	ND		ug/L	2.5	5.0	1	EPA 8260C	12/02/2014 17:08	12/03/2014 08:23	BK
108-86-1	Bromobenzene	ND		ug/L	2.5	5.0	1	EPA 8260C	12/02/2014 17:08	12/03/2014 08:23	BK
74-97-5	Bromochloromethane	ND		ug/L	2.5	5.0	1	EPA 8260C	12/02/2014 17:08	12/03/2014 08:23	BK

Sample Information

Client Sample ID: **EW-16** **York Sample ID:** **14K0872-07**

York Project (SDG) No.	Client Project ID	Matrix	Collection Date/Time	Date Received
14K0872	SNYGEN	Water	November 24, 2014 11:20 am	11/24/2014

Volatile Organics, 8260 Halogenated List **Log-in Notes:** **Sample Notes:**

Sample Prepared by Method: EPA 5030B

CAS No.	Parameter	Result	Flag	Units	Reported to LOD/MDL	LOQ	Dilution	Reference Method	Date/Time Prepared	Date/Time Analyzed	Analyst
75-27-4	Bromodichloromethane	ND		ug/L	2.5	5.0	1	EPA 8260C	12/02/2014 17:08	12/03/2014 08:23	BK
75-25-2	Bromoform	ND		ug/L	2.5	5.0	1	EPA 8260C	12/02/2014 17:08	12/03/2014 08:23	BK
74-83-9	Bromomethane	ND		ug/L	2.5	5.0	1	EPA 8260C	12/02/2014 17:08	12/03/2014 08:23	BK
56-23-5	Carbon tetrachloride	ND		ug/L	2.5	5.0	1	EPA 8260C	12/02/2014 17:08	12/03/2014 08:23	BK
108-90-7	Chlorobenzene	ND		ug/L	2.5	5.0	1	EPA 8260C	12/02/2014 17:08	12/03/2014 08:23	BK
75-00-3	Chloroethane	ND		ug/L	2.5	5.0	1	EPA 8260C	12/02/2014 17:08	12/03/2014 08:23	BK
67-66-3	Chloroform	ND		ug/L	2.5	5.0	1	EPA 8260C	12/02/2014 17:08	12/03/2014 08:23	BK
74-87-3	Chloromethane	ND		ug/L	2.5	5.0	1	EPA 8260C	12/02/2014 17:08	12/03/2014 08:23	BK
156-59-2	cis-1,2-Dichloroethylene	ND		ug/L	2.5	5.0	1	EPA 8260C	12/02/2014 17:08	12/03/2014 08:23	BK
10061-01-5	cis-1,3-Dichloropropylene	ND		ug/L	2.5	5.0	1	EPA 8260C	12/02/2014 17:08	12/03/2014 08:23	BK
124-48-1	Dibromochloromethane	ND		ug/L	2.5	5.0	1	EPA 8260C	12/02/2014 17:08	12/03/2014 08:23	BK
74-95-3	Dibromomethane	ND		ug/L	2.5	5.0	1	EPA 8260C	12/02/2014 17:08	12/03/2014 08:23	BK
75-71-8	Dichlorodifluoromethane	ND		ug/L	2.5	5.0	1	EPA 8260C	12/02/2014 17:08	12/03/2014 08:23	BK
87-68-3	Hexachlorobutadiene	ND		ug/L	2.5	5.0	1	EPA 8260C	12/02/2014 17:08	12/03/2014 08:23	BK
75-09-2	**Methylene chloride**	**11**	B	ug/L	2.5	10	1	EPA 8260C	12/02/2014 17:08	12/03/2014 08:23	BK
127-18-4	Tetrachloroethylene	ND		ug/L	2.5	5.0	1	EPA 8260C	12/02/2014 17:08	12/03/2014 08:23	BK
156-60-5	trans-1,2-Dichloroethylene	ND		ug/L	2.5	5.0	1	EPA 8260C	12/02/2014 17:08	12/03/2014 08:23	BK
10061-02-6	trans-1,3-Dichloropropylene	ND		ug/L	2.5	5.0	1	EPA 8260C	12/02/2014 17:08	12/03/2014 08:23	BK
79-01-6	Trichloroethylene	ND		ug/L	2.5	5.0	1	EPA 8260C	12/02/2014 17:08	12/03/2014 08:23	BK
75-69-4	Trichlorofluoromethane	ND		ug/L	2.5	5.0	1	EPA 8260C	12/02/2014 17:08	12/03/2014 08:23	BK
75-01-4	Vinyl Chloride	ND		ug/L	2.5	5.0	1	EPA 8260C	12/02/2014 17:08	12/03/2014 08:23	BK

	Surrogate Recoveries	Result	Acceptance Range
17060-07-0	*Surrogate: 1,2-Dichloroethane-d4*	*106 %*	*65-135*
460-00-4	*Surrogate: p-Bromofluorobenzene*	*95.9 %*	*81-114*
2037-26-5	*Surrogate: Toluene-d8*	*107 %*	*86-118*

Sample Information

Client Sample ID: **EW-17** **York Sample ID:** **14K0872-08**

York Project (SDG) No.	Client Project ID	Matrix	Collection Date/Time	Date Received
14K0872	SNYGEN	Water	November 24, 2014 10:30 am	11/24/2014

Volatile Organics, 8260 Halogenated List **Log-in Notes:** **Sample Notes:**

Sample Prepared by Method: EPA 5030B

CAS No.	Parameter	Result	Flag	Units	Reported to LOD/MDL	LOQ	Dilution	Reference Method	Date/Time Prepared	Date/Time Analyzed	Analyst

Sample Information

Client Sample ID: **EW-17** **York Sample ID:** **14K0872-08**

York Project (SDG) No.	Client Project ID	Matrix	Collection Date/Time	Date Received
14K0872	SNYGEN	Water	November 24, 2014 10:30 am	11/24/2014

Volatile Organics, 8260 Halogenated List **Log-in Notes:** **Sample Notes:**

Sample Prepared by Method: EPA 5030B

CAS No.	Parameter	Result	Flag	Units	Reported to LOD/MDL	LOQ	Dilution	Reference Method	Date/Time Prepared	Date/Time Analyzed	Analyst
630-20-6	1,1,1,2-Tetrachloroethane	ND		ug/L	2.5	5.0	1	EPA 8260C	12/01/2014 16:47	12/02/2014 04:57	SS
71-55-6	1,1,1-Trichloroethane	ND		ug/L	2.5	5.0	1	EPA 8260C	12/01/2014 16:47	12/02/2014 04:57	SS
79-34-5	1,1,2,2-Tetrachloroethane	ND		ug/L	2.5	5.0	1	EPA 8260C	12/01/2014 16:47	12/02/2014 04:57	SS
76-13-1	1,1,2-Trichloro-1,2,2-trifluoroethane (Freon 113)	ND		ug/L	2.5	5.0	1	EPA 8260C	12/01/2014 16:47	12/02/2014 04:57	SS
79-00-5	1,1,2-Trichloroethane	ND		ug/L	2.5	5.0	1	EPA 8260C	12/01/2014 16:47	12/02/2014 04:57	SS
75-34-3	1,1-Dichloroethane	ND		ug/L	2.5	5.0	1	EPA 8260C	12/01/2014 16:47	12/02/2014 04:57	SS
75-35-4	1,1-Dichloroethylene	ND		ug/L	2.5	5.0	1	EPA 8260C	12/01/2014 16:47	12/02/2014 04:57	SS
563-58-6	1,1-Dichloropropylene	ND		ug/L	2.5	5.0	1	EPA 8260C	12/01/2014 16:47	12/02/2014 04:57	SS
87-61-6	1,2,3-Trichlorobenzene	ND		ug/L	2.5	5.0	1	EPA 8260C	12/01/2014 16:47	12/02/2014 04:57	SS
96-18-4	1,2,3-Trichloropropane	ND		ug/L	2.5	5.0	1	EPA 8260C	12/01/2014 16:47	12/02/2014 04:57	SS
120-82-1	1,2,4-Trichlorobenzene	ND		ug/L	2.5	5.0	1	EPA 8260C	12/01/2014 16:47	12/02/2014 04:57	SS
96-12-8	1,2-Dibromo-3-chloropropane	ND		ug/L	2.5	5.0	1	EPA 8260C	12/01/2014 16:47	12/02/2014 04:57	SS
106-93-4	1,2-Dibromoethane	ND		ug/L	2.5	5.0	1	EPA 8260C	12/01/2014 16:47	12/02/2014 04:57	SS
95-50-1	1,2-Dichlorobenzene	ND		ug/L	2.5	5.0	1	EPA 8260C	12/01/2014 16:47	12/02/2014 04:57	SS
107-06-2	1,2-Dichloroethane	ND		ug/L	2.5	5.0	1	EPA 8260C	12/01/2014 16:47	12/02/2014 04:57	SS
78-87-5	1,2-Dichloropropane	ND		ug/L	2.5	5.0	1	EPA 8260C	12/01/2014 16:47	12/02/2014 04:57	SS
541-73-1	1,3-Dichlorobenzene	ND		ug/L	2.5	5.0	1	EPA 8260C	12/01/2014 16:47	12/02/2014 04:57	SS
142-28-9	1,3-Dichloropropane	ND		ug/L	2.5	5.0	1	EPA 8260C	12/01/2014 16:47	12/02/2014 04:57	SS
106-46-7	1,4-Dichlorobenzene	ND		ug/L	2.5	5.0	1	EPA 8260C	12/01/2014 16:47	12/02/2014 04:57	SS
594-20-7	2,2-Dichloropropane	ND		ug/L	2.5	5.0	1	EPA 8260C	12/01/2014 16:47	12/02/2014 04:57	SS
95-49-8	2-Chlorotoluene	ND		ug/L	2.5	5.0	1	EPA 8260C	12/01/2014 16:47	12/02/2014 04:57	SS
106-43-4	4-Chlorotoluene	ND		ug/L	2.5	5.0	1	EPA 8260C	12/01/2014 16:47	12/02/2014 04:57	SS
108-86-1	Bromobenzene	ND		ug/L	2.5	5.0	1	EPA 8260C	12/01/2014 16:47	12/02/2014 04:57	SS
74-97-5	Bromochloromethane	ND		ug/L	2.5	5.0	1	EPA 8260C	12/01/2014 16:47	12/02/2014 04:57	SS
75-27-4	Bromodichloromethane	ND		ug/L	2.5	5.0	1	EPA 8260C	12/01/2014 16:47	12/02/2014 04:57	SS
75-25-2	Bromoform	ND		ug/L	2.5	5.0	1	EPA 8260C	12/01/2014 16:47	12/02/2014 04:57	SS
74-83-9	Bromomethane	ND		ug/L	2.5	5.0	1	EPA 8260C	12/01/2014 16:47	12/02/2014 04:57	SS
56-23-5	Carbon tetrachloride	ND		ug/L	2.5	5.0	1	EPA 8260C	12/01/2014 16:47	12/02/2014 04:57	SS
108-90-7	Chlorobenzene	ND		ug/L	2.5	5.0	1	EPA 8260C	12/01/2014 16:47	12/02/2014 04:57	SS
75-00-3	Chloroethane	ND		ug/L	2.5	5.0	1	EPA 8260C	12/01/2014 16:47	12/02/2014 04:57	SS
67-66-3	**Chloroform**	**4.5**	J	ug/L	2.5	5.0	1	EPA 8260C	12/01/2014 16:47	12/02/2014 04:57	SS
74-87-3	Chloromethane	ND		ug/L	2.5	5.0	1	EPA 8260C	12/01/2014 16:47	12/02/2014 04:57	SS
156-59-2	cis-1,2-Dichloroethylene	ND		ug/L	2.5	5.0	1	EPA 8260C	12/01/2014 16:47	12/02/2014 04:57	SS
10061-01-5	cis-1,3-Dichloropropylene	ND		ug/L	2.5	5.0	1	EPA 8260C	12/01/2014 16:47	12/02/2014 04:57	SS
124-48-1	Dibromochloromethane	ND		ug/L	2.5	5.0	1	EPA 8260C	12/01/2014 16:47	12/02/2014 04:57	SS

Sample Information

Client Sample ID: **EW-17** **York Sample ID:** **14K0872-08**

York Project (SDG) No.	Client Project ID	Matrix	Collection Date/Time	Date Received
14K0872	SNYGEN	Water	November 24, 2014 10:30 am	11/24/2014

Volatile Organics, 8260 Halogenated List **Log-in Notes:** **Sample Notes:**

Sample Prepared by Method: EPA 5030B

CAS No.	Parameter	Result	Flag	Units	Reported to LOD/MDL	LOQ	Dilution	Reference Method	Date/Time Prepared	Date/Time Analyzed	Analyst
74-95-3	Dibromomethane	ND		ug/L	2.5	5.0	1	EPA 8260C	12/01/2014 16:47	12/02/2014 04:57	SS
75-71-8	Dichlorodifluoromethane	ND		ug/L	2.5	5.0	1	EPA 8260C	12/01/2014 16:47	12/02/2014 04:57	SS
87-68-3	Hexachlorobutadiene	ND		ug/L	2.5	5.0	1	EPA 8260C	12/01/2014 16:47	12/02/2014 04:57	SS
75-09-2	Methylene chloride	ND		ug/L	2.5	10	1	EPA 8260C	12/01/2014 16:47	12/02/2014 04:57	SS
127-18-4	Tetrachloroethylene	ND		ug/L	2.5	5.0	1	EPA 8260C	12/01/2014 16:47	12/02/2014 04:57	SS
156-60-5	trans-1,2-Dichloroethylene	ND		ug/L	2.5	5.0	1	EPA 8260C	12/01/2014 16:47	12/02/2014 04:57	SS
10061-02-6	trans-1,3-Dichloropropylene	ND		ug/L	2.5	5.0	1	EPA 8260C	12/01/2014 16:47	12/02/2014 04:57	SS
79-01-6	Trichloroethylene	ND		ug/L	2.5	5.0	1	EPA 8260C	12/01/2014 16:47	12/02/2014 04:57	SS
75-69-4	Trichlorofluoromethane	ND		ug/L	2.5	5.0	1	EPA 8260C	12/01/2014 16:47	12/02/2014 04:57	SS
75-01-4	Vinyl Chloride	ND		ug/L	2.5	5.0	1	EPA 8260C	12/01/2014 16:47	12/02/2014 04:57	SS

	Surrogate Recoveries	Result	Acceptance Range
17060-07-0	*Surrogate: 1,2-Dichloroethane-d4*	*95.9 %*	*65-135*
460-00-4	*Surrogate: p-Bromofluorobenzene*	*94.0 %*	*81-114*
2037-26-5	*Surrogate: Toluene-d8*	*106 %*	*86-118*

Sample Information

Client Sample ID: **MW-17S** **York Sample ID:** **14K0872-09**

York Project (SDG) No.	Client Project ID	Matrix	Collection Date/Time	Date Received
14K0872	SNYGEN	Water	November 24, 2014 2:34 pm	11/24/2014

Volatile Organics, 8260 Halogenated List **Log-in Notes:** **Sample Notes:**

Sample Prepared by Method: EPA 5030B

CAS No.	Parameter	Result	Flag	Units	Reported to LOD/MDL	LOQ	Dilution	Reference Method	Date/Time Prepared	Date/Time Analyzed	Analyst
630-20-6	1,1,1,2-Tetrachloroethane	ND		ug/L	2.5	5.0	1	EPA 8260C	12/01/2014 16:47	12/02/2014 05:33	SS
71-55-6	**1,1,1-Trichloroethane**	**120**		ug/L	2.5	5.0	1	EPA 8260C	12/01/2014 16:47	12/02/2014 05:33	SS
79-34-5	1,1,2,2-Tetrachloroethane	ND		ug/L	2.5	5.0	1	EPA 8260C	12/01/2014 16:47	12/02/2014 05:33	SS
76-13-1	**1,1,2-Trichloro-1,2,2-trifluoroethane (Freon 113)**	**6.8**		ug/L	2.5	5.0	1	EPA 8260C	12/01/2014 16:47	12/02/2014 05:33	SS
79-00-5	1,1,2-Trichloroethane	ND		ug/L	2.5	5.0	1	EPA 8260C	12/01/2014 16:47	12/02/2014 05:33	SS
75-34-3	1,1-Dichloroethane	ND		ug/L	2.5	5.0	1	EPA 8260C	12/01/2014 16:47	12/02/2014 05:33	SS
75-35-4	1,1-Dichloroethylene	ND		ug/L	2.5	5.0	1	EPA 8260C	12/01/2014 16:47	12/02/2014 05:33	SS
563-58-6	1,1-Dichloropropylene	ND		ug/L	2.5	5.0	1	EPA 8260C	12/01/2014 16:47	12/02/2014 05:33	SS
87-61-6	1,2,3-Trichlorobenzene	ND		ug/L	2.5	5.0	1	EPA 8260C	12/01/2014 16:47	12/02/2014 05:33	SS
96-18-4	1,2,3-Trichloropropane	ND		ug/L	2.5	5.0	1	EPA 8260C	12/01/2014 16:47	12/02/2014 05:33	SS
120-82-1	1,2,4-Trichlorobenzene	ND		ug/L	2.5	5.0	1	EPA 8260C	12/01/2014 16:47	12/02/2014 05:33	SS

Sample Information

Client Sample ID: **MW-17S** **York Sample ID:** **14K0872-09**

York Project (SDG) No.	Client Project ID	Matrix	Collection Date/Time	Date Received
14K0872	SNYGEN	Water	November 24, 2014 2:34 pm	11/24/2014

Volatile Organics, 8260 Halogenated List

Log-in Notes: **Sample Notes:**

Sample Prepared by Method: EPA 5030B

CAS No.	Parameter	Result	Flag	Units	Reported to LOD/MDL	LOQ	Dilution	Reference Method	Date/Time Prepared	Date/Time Analyzed	Analyst
96-12-8	1,2-Dibromo-3-chloropropane	ND		ug/L	2.5	5.0	1	EPA 8260C	12/01/2014 16:47	12/02/2014 05:33	SS
106-93-4	1,2-Dibromoethane	ND		ug/L	2.5	5.0	1	EPA 8260C	12/01/2014 16:47	12/02/2014 05:33	SS
95-50-1	1,2-Dichlorobenzene	ND		ug/L	2.5	5.0	1	EPA 8260C	12/01/2014 16:47	12/02/2014 05:33	SS
107-06-2	1,2-Dichloroethane	ND		ug/L	2.5	5.0	1	EPA 8260C	12/01/2014 16:47	12/02/2014 05:33	SS
78-87-5	1,2-Dichloropropane	ND		ug/L	2.5	5.0	1	EPA 8260C	12/01/2014 16:47	12/02/2014 05:33	SS
541-73-1	1,3-Dichlorobenzene	ND		ug/L	2.5	5.0	1	EPA 8260C	12/01/2014 16:47	12/02/2014 05:33	SS
142-28-9	1,3-Dichloropropane	ND		ug/L	2.5	5.0	1	EPA 8260C	12/01/2014 16:47	12/02/2014 05:33	SS
106-46-7	1,4-Dichlorobenzene	ND		ug/L	2.5	5.0	1	EPA 8260C	12/01/2014 16:47	12/02/2014 05:33	SS
594-20-7	2,2-Dichloropropane	ND		ug/L	2.5	5.0	1	EPA 8260C	12/01/2014 16:47	12/02/2014 05:33	SS
95-49-8	2-Chlorotoluene	ND		ug/L	2.5	5.0	1	EPA 8260C	12/01/2014 16:47	12/02/2014 05:33	SS
106-43-4	4-Chlorotoluene	ND		ug/L	2.5	5.0	1	EPA 8260C	12/01/2014 16:47	12/02/2014 05:33	SS
108-86-1	Bromobenzene	ND		ug/L	2.5	5.0	1	EPA 8260C	12/01/2014 16:47	12/02/2014 05:33	SS
74-97-5	Bromochloromethane	ND		ug/L	2.5	5.0	1	EPA 8260C	12/01/2014 16:47	12/02/2014 05:33	SS
75-27-4	Bromodichloromethane	ND		ug/L	2.5	5.0	1	EPA 8260C	12/01/2014 16:47	12/02/2014 05:33	SS
75-25-2	Bromoform	ND		ug/L	2.5	5.0	1	EPA 8260C	12/01/2014 16:47	12/02/2014 05:33	SS
74-83-9	Bromomethane	ND		ug/L	2.5	5.0	1	EPA 8260C	12/01/2014 16:47	12/02/2014 05:33	SS
56-23-5	**Carbon tetrachloride**	**260**		ug/L	25	50	10	EPA 8260C	12/01/2014 16:47	12/03/2014 01:04	BK
108-90-7	Chlorobenzene	ND		ug/L	2.5	5.0	1	EPA 8260C	12/01/2014 16:47	12/02/2014 05:33	SS
75-00-3	Chloroethane	ND		ug/L	2.5	5.0	1	EPA 8260C	12/01/2014 16:47	12/02/2014 05:33	SS
67-66-3	**Chloroform**	**13**		ug/L	2.5	5.0	1	EPA 8260C	12/01/2014 16:47	12/02/2014 05:33	SS
74-87-3	Chloromethane	ND		ug/L	2.5	5.0	1	EPA 8260C	12/01/2014 16:47	12/02/2014 05:33	SS
156-59-2	cis-1,2-Dichloroethylene	ND		ug/L	2.5	5.0	1	EPA 8260C	12/01/2014 16:47	12/02/2014 05:33	SS
10061-01-5	cis-1,3-Dichloropropylene	ND		ug/L	2.5	5.0	1	EPA 8260C	12/01/2014 16:47	12/02/2014 05:33	SS
124-48-1	Dibromochloromethane	ND		ug/L	2.5	5.0	1	EPA 8260C	12/01/2014 16:47	12/02/2014 05:33	SS
74-95-3	Dibromomethane	ND		ug/L	2.5	5.0	1	EPA 8260C	12/01/2014 16:47	12/02/2014 05:33	SS
75-71-8	Dichlorodifluoromethane	ND		ug/L	2.5	5.0	1	EPA 8260C	12/01/2014 16:47	12/02/2014 05:33	SS
87-68-3	Hexachlorobutadiene	ND		ug/L	2.5	5.0	1	EPA 8260C	12/01/2014 16:47	12/02/2014 05:33	SS
75-09-2	Methylene chloride	ND		ug/L	2.5	10	1	EPA 8260C	12/01/2014 16:47	12/02/2014 05:33	SS
127-18-4	Tetrachloroethylene	ND		ug/L	2.5	5.0	1	EPA 8260C	12/01/2014 16:47	12/02/2014 05:33	SS
156-60-5	trans-1,2-Dichloroethylene	ND		ug/L	2.5	5.0	1	EPA 8260C	12/01/2014 16:47	12/02/2014 05:33	SS
10061-02-6	trans-1,3-Dichloropropylene	ND		ug/L	2.5	5.0	1	EPA 8260C	12/01/2014 16:47	12/02/2014 05:33	SS
79-01-6	Trichloroethylene	ND		ug/L	2.5	5.0	1	EPA 8260C	12/01/2014 16:47	12/02/2014 05:33	SS
75-69-4	Trichlorofluoromethane	ND		ug/L	2.5	5.0	1	EPA 8260C	12/01/2014 16:47	12/02/2014 05:33	SS
75-01-4	Vinyl Chloride	ND		ug/L	2.5	5.0	1	EPA 8260C	12/01/2014 16:47	12/02/2014 05:33	SS

	Surrogate Recoveries	Result	Acceptance Range
17060-07-0	*Surrogate: 1,2-Dichloroethane-d4*	*93.6 %*	*65-135*

Sample Information

Client Sample ID: **MW-17S** **York Sample ID:** **14K0872-09**

York Project (SDG) No.	Client Project ID	Matrix	Collection Date/Time	Date Received
14K0872	SNYGEN	Water	November 24, 2014 2:34 pm	11/24/2014

Volatile Organics, 8260 Halogenated List

Log-in Notes: **Sample Notes:**

Sample Prepared by Method: EPA 5030B

CAS No.	Parameter	Result	Flag	Units	LOD/MDL	Reported to LOQ	Dilution	Reference Method	Date/Time Prepared	Date/Time Analyzed	Analyst
460-00-4	*Surrogate: p-Bromofluorobenzene*	*92.1 %*			*81-114*						
2037-26-5	*Surrogate: Toluene-d8*	*106 %*			*86-118*						

Methane

Log-in Notes: **Sample Notes:**

Sample Prepared by Method: Preparation for GC Analysis

CAS No.	Parameter	Result	Flag	Units	LOD/MDL	Reported to LOQ	Dilution	Reference Method	Date/Time Prepared	Date/Time Analyzed	Analyst
74-82-8	*** Methane**	**36**		ug/L	10	10	1	GC/Headspace	12/03/2014 08:12	12/03/2014 16:34	JW

Arsenic by EPA 6010

Log-in Notes: **Sample Notes:**

Sample Prepared by Method: EPA 3010A

CAS No.	Parameter	Result	Flag	Units	LOD/MDL	Reported to LOQ	Dilution	Reference Method	Date/Time Prepared	Date/Time Analyzed	Analyst
7440-38-2	Arsenic	ND		mg/L	0.00400	0.00400	1	EPA 6010C	12/03/2014 08:57	12/03/2014 14:58	MW

Barium by EPA 6010

Log-in Notes: **Sample Notes:**

Sample Prepared by Method: EPA 3010A

CAS No.	Parameter	Result	Flag	Units	LOD/MDL	Reported to LOQ	Dilution	Reference Method	Date/Time Prepared	Date/Time Analyzed	Analyst
7440-39-3	**Barium**	**0.0181**		mg/L	0.0100	0.0100	1	EPA 6010C	12/03/2014 08:57	12/03/2014 14:58	MW

Cadmium by EPA 6010

Log-in Notes: **Sample Notes:**

Sample Prepared by Method: EPA 3010A

CAS No.	Parameter	Result	Flag	Units	LOD/MDL	Reported to LOQ	Dilution	Reference Method	Date/Time Prepared	Date/Time Analyzed	Analyst
7440-43-9	Cadmium	ND		mg/L	0.00300	0.00300	1	EPA 6010C	12/03/2014 08:57	12/03/2014 14:58	MW

Chromium by EPA 6010

Log-in Notes: **Sample Notes:**

Sample Prepared by Method: EPA 3010A

CAS No.	Parameter	Result	Flag	Units	LOD/MDL	Reported to LOQ	Dilution	Reference Method	Date/Time Prepared	Date/Time Analyzed	Analyst
7440-47-3	**Chromium**	**0.233**		mg/L	0.00500	0.00500	1	EPA 6010C	12/03/2014 08:57	12/03/2014 14:58	MW

Copper by EPA 6010

Log-in Notes: **Sample Notes:**

Sample Prepared by Method: EPA 3010A

CAS No.	Parameter	Result	Flag	Units	LOD/MDL	Reported to LOQ	Dilution	Reference Method	Date/Time Prepared	Date/Time Analyzed	Analyst
7440-50-8	**Copper**	**0.00433**		mg/L	0.00300	0.00300	1	EPA 6010C	12/03/2014 08:57	12/03/2014 14:58	MW

Lead by EPA 6010

Log-in Notes: **Sample Notes:**

Sample Prepared by Method: EPA 3010A

CAS No.	Parameter	Result	Flag	Units	LOD/MDL	Reported to LOQ	Dilution	Reference Method	Date/Time Prepared	Date/Time Analyzed	Analyst

Sample Information

Client Sample ID: **MW-17S** **York Sample ID:** **14K0872-09**

York Project (SDG) No.	Client Project ID	Matrix	Collection Date/Time	Date Received
14K0872	SNYGEN	Water	November 24, 2014 2:34 pm	11/24/2014

Lead by EPA 6010

Log-in Notes: **Sample Notes:**

Sample Prepared by Method: EPA 3010A

CAS No.	Parameter	Result	Flag	Units	LOD/MDL	Reported to LOQ	Dilution	Reference Method	Date/Time Prepared	Date/Time Analyzed	Analyst
7439-92-1	**Lead**	**0.0172**		mg/L	0.00300	0.00300	1	EPA 6010C	12/03/2014 08:57	12/03/2014 14:58	MW

Selenium by EPA 6010

Log-in Notes: **Sample Notes:**

Sample Prepared by Method: EPA 3010A

CAS No.	Parameter	Result	Flag	Units	LOD/MDL	Reported to LOQ	Dilution	Reference Method	Date/Time Prepared	Date/Time Analyzed	Analyst
7782-49-2	**Selenium**	**0.0248**		mg/L	0.0100	0.0100	1	EPA 6010C	12/03/2014 08:57	12/03/2014 14:58	MW

Chloride

Log-in Notes: **Sample Notes:**

Sample Prepared by Method: EPA 300

CAS No.	Parameter	Result	Flag	Units	LOD/MDL	Reported to LOQ	Dilution	Reference Method	Date/Time Prepared	Date/Time Analyzed	Analyst
16887-00-6	**Chloride**	**1200**		mg/L	0.690	5.00	10	EPA 300.0	12/02/2014 22:37	12/02/2014 22:37	AD

Chromium, Hexavalent

Log-in Notes: **Sample Notes:**

Sample Prepared by Method: Analysis Preparation

CAS No.	Parameter	Result	Flag	Units	LOD/MDL	Reported to LOQ	Dilution	Reference Method	Date/Time Prepared	Date/Time Analyzed	Analyst
18540-29-9	**Chromium, Hexavalent**	**0.130**		mg/L	0.0100	0.0100	1	EPA 7196A	11/25/2014 07:33	11/25/2014 07:33	SCA

Sample Information

Client Sample ID: **MW-17D** **York Sample ID:** **14K0872-10**

York Project (SDG) No.	Client Project ID	Matrix	Collection Date/Time	Date Received
14K0872	SNYGEN	Water	November 24, 2014 1:13 pm	11/24/2014

Volatile Organics, 8260 Halogenated List

Log-in Notes: **Sample Notes:**

Sample Prepared by Method: EPA 5030B

CAS No.	Parameter	Result	Flag	Units	Reported to LOD/MDL	LOQ	Dilution	Reference Method	Date/Time Prepared	Date/Time Analyzed	Analyst
630-20-6	1,1,1,2-Tetrachloroethane	ND		ug/L	2.5	5.0	1	EPA 8260C	12/01/2014 16:47	12/02/2014 06:08	SS
71-55-6	**1,1,1-Trichloroethane**	**110**		ug/L	2.5	5.0	1	EPA 8260C	12/01/2014 16:47	12/02/2014 06:08	SS
79-34-5	1,1,2,2-Tetrachloroethane	ND		ug/L	2.5	5.0	1	EPA 8260C	12/01/2014 16:47	12/02/2014 06:08	SS
76-13-1	**1,1,2-Trichloro-1,2,2-trifluoroethane (Freon 113)**	**7.2**		ug/L	2.5	5.0	1	EPA 8260C	12/01/2014 16:47	12/02/2014 06:08	SS
79-00-5	1,1,2-Trichloroethane	ND		ug/L	2.5	5.0	1	EPA 8260C	12/01/2014 16:47	12/02/2014 06:08	SS
75-34-3	1,1-Dichloroethane	ND		ug/L	2.5	5.0	1	EPA 8260C	12/01/2014 16:47	12/02/2014 06:08	SS
75-35-4	1,1-Dichloroethylene	ND		ug/L	2.5	5.0	1	EPA 8260C	12/01/2014 16:47	12/02/2014 06:08	SS

Sample Information

Client Sample ID: **MW-17D** **York Sample ID:** **14K0872-10**

York Project (SDG) No.	Client Project ID	Matrix	Collection Date/Time	Date Received
14K0872	SNYGEN	Water	November 24, 2014 1:13 pm	11/24/2014

Volatile Organics, 8260 Halogenated List **Log-in Notes:** **Sample Notes:**

Sample Prepared by Method: EPA 5030B

CAS No.	Parameter	Result	Flag	Units	Reported to LOD/MDL	LOQ	Dilution	Reference Method	Date/Time Prepared	Date/Time Analyzed	Analyst
563-58-6	1,1-Dichloropropylene	ND		ug/L	2.5	5.0	1	EPA 8260C	12/01/2014 16:47	12/02/2014 06:08	SS
87-61-6	1,2,3-Trichlorobenzene	ND		ug/L	2.5	5.0	1	EPA 8260C	12/01/2014 16:47	12/02/2014 06:08	SS
96-18-4	1,2,3-Trichloropropane	ND		ug/L	2.5	5.0	1	EPA 8260C	12/01/2014 16:47	12/02/2014 06:08	SS
120-82-1	1,2,4-Trichlorobenzene	ND		ug/L	2.5	5.0	1	EPA 8260C	12/01/2014 16:47	12/02/2014 06:08	SS
96-12-8	1,2-Dibromo-3-chloropropane	ND		ug/L	2.5	5.0	1	EPA 8260C	12/01/2014 16:47	12/02/2014 06:08	SS
106-93-4	1,2-Dibromoethane	ND		ug/L	2.5	5.0	1	EPA 8260C	12/01/2014 16:47	12/02/2014 06:08	SS
95-50-1	1,2-Dichlorobenzene	ND		ug/L	2.5	5.0	1	EPA 8260C	12/01/2014 16:47	12/02/2014 06:08	SS
107-06-2	1,2-Dichloroethane	ND		ug/L	2.5	5.0	1	EPA 8260C	12/01/2014 16:47	12/02/2014 06:08	SS
78-87-5	1,2-Dichloropropane	ND		ug/L	2.5	5.0	1	EPA 8260C	12/01/2014 16:47	12/02/2014 06:08	SS
541-73-1	1,3-Dichlorobenzene	ND		ug/L	2.5	5.0	1	EPA 8260C	12/01/2014 16:47	12/02/2014 06:08	SS
142-28-9	1,3-Dichloropropane	ND		ug/L	2.5	5.0	1	EPA 8260C	12/01/2014 16:47	12/02/2014 06:08	SS
106-46-7	1,4-Dichlorobenzene	ND		ug/L	2.5	5.0	1	EPA 8260C	12/01/2014 16:47	12/02/2014 06:08	SS
594-20-7	2,2-Dichloropropane	ND		ug/L	2.5	5.0	1	EPA 8260C	12/01/2014 16:47	12/02/2014 06:08	SS
95-49-8	2-Chlorotoluene	ND		ug/L	2.5	5.0	1	EPA 8260C	12/01/2014 16:47	12/02/2014 06:08	SS
106-43-4	4-Chlorotoluene	ND		ug/L	2.5	5.0	1	EPA 8260C	12/01/2014 16:47	12/02/2014 06:08	SS
108-86-1	**Bromobenzene**	**3.2**	J	ug/L	2.5	5.0	1	EPA 8260C	12/01/2014 16:47	12/02/2014 06:08	SS
74-97-5	Bromochloromethane	ND		ug/L	2.5	5.0	1	EPA 8260C	12/01/2014 16:47	12/02/2014 06:08	SS
75-27-4	Bromodichloromethane	ND		ug/L	2.5	5.0	1	EPA 8260C	12/01/2014 16:47	12/02/2014 06:08	SS
75-25-2	Bromoform	ND		ug/L	2.5	5.0	1	EPA 8260C	12/01/2014 16:47	12/02/2014 06:08	SS
74-83-9	Bromomethane	ND		ug/L	2.5	5.0	1	EPA 8260C	12/01/2014 16:47	12/02/2014 06:08	SS
56-23-5	**Carbon tetrachloride**	**340**		ug/L	25	50	10	EPA 8260C	12/01/2014 16:47	12/03/2014 01:48	BK
108-90-7	Chlorobenzene	ND		ug/L	2.5	5.0	1	EPA 8260C	12/01/2014 16:47	12/02/2014 06:08	SS
75-00-3	Chloroethane	ND		ug/L	2.5	5.0	1	EPA 8260C	12/01/2014 16:47	12/02/2014 06:08	SS
67-66-3	**Chloroform**	**12**		ug/L	2.5	5.0	1	EPA 8260C	12/01/2014 16:47	12/02/2014 06:08	SS
74-87-3	Chloromethane	ND		ug/L	2.5	5.0	1	EPA 8260C	12/01/2014 16:47	12/02/2014 06:08	SS
156-59-2	cis-1,2-Dichloroethylene	ND		ug/L	2.5	5.0	1	EPA 8260C	12/01/2014 16:47	12/02/2014 06:08	SS
10061-01-5	cis-1,3-Dichloropropylene	ND		ug/L	2.5	5.0	1	EPA 8260C	12/01/2014 16:47	12/02/2014 06:08	SS
124-48-1	Dibromochloromethane	ND		ug/L	2.5	5.0	1	EPA 8260C	12/01/2014 16:47	12/02/2014 06:08	SS
74-95-3	Dibromomethane	ND		ug/L	2.5	5.0	1	EPA 8260C	12/01/2014 16:47	12/02/2014 06:08	SS
75-71-8	Dichlorodifluoromethane	ND		ug/L	2.5	5.0	1	EPA 8260C	12/01/2014 16:47	12/02/2014 06:08	SS
87-68-3	Hexachlorobutadiene	ND		ug/L	2.5	5.0	1	EPA 8260C	12/01/2014 16:47	12/02/2014 06:08	SS
75-09-2	Methylene chloride	ND		ug/L	2.5	10	1	EPA 8260C	12/01/2014 16:47	12/02/2014 06:08	SS
127-18-4	Tetrachloroethylene	ND		ug/L	2.5	5.0	1	EPA 8260C	12/01/2014 16:47	12/02/2014 06:08	SS
156-60-5	trans-1,2-Dichloroethylene	ND		ug/L	2.5	5.0	1	EPA 8260C	12/01/2014 16:47	12/02/2014 06:08	SS
10061-02-6	trans-1,3-Dichloropropylene	ND		ug/L	2.5	5.0	1	EPA 8260C	12/01/2014 16:47	12/02/2014 06:08	SS
79-01-6	Trichloroethylene	ND		ug/L	2.5	5.0	1	EPA 8260C	12/01/2014 16:47	12/02/2014 06:08	SS

Sample Information

Client Sample ID: **MW-17D** **York Sample ID:** **14K0872-10**

York Project (SDG) No.	Client Project ID	Matrix	Collection Date/Time	Date Received
14K0872	SNYGEN	Water	November 24, 2014 1:13 pm	11/24/2014

Volatile Organics, 8260 Halogenated List

Log-in Notes: **Sample Notes:**

Sample Prepared by Method: EPA 5030B

CAS No.	Parameter	Result	Flag	Units	Reported to LOD/MDL	Reported to LOQ	Dilution	Reference Method	Date/Time Prepared	Date/Time Analyzed	Analyst
75-69-4	Trichlorofluoromethane	ND		ug/L	2.5	5.0	1	EPA 8260C	12/01/2014 16:47	12/02/2014 06:08	SS
75-01-4	Vinyl Chloride	ND		ug/L	2.5	5.0	1	EPA 8260C	12/01/2014 16:47	12/02/2014 06:08	SS

	Surrogate Recoveries	Result	Acceptance Range
17060-07-0	*Surrogate: 1,2-Dichloroethane-d4*	*92.7 %*	*65-135*
460-00-4	*Surrogate: p-Bromofluorobenzene*	*92.6 %*	*81-114*
2037-26-5	*Surrogate: Toluene-d8*	*106 %*	*86-118*

Methane

Log-in Notes: **Sample Notes:**

Sample Prepared by Method: Preparation for GC Analysis

CAS No.	Parameter	Result	Flag	Units	LOD/MDL	Reported to LOQ	Dilution	Reference Method	Date/Time Prepared	Date/Time Analyzed	Analyst
74-82-8	*** Methane**	**37**		ug/L	10	10	1	GC/Headspace	12/03/2014 08:12	12/03/2014 16:34	JW

Arsenic by EPA 6010

Log-in Notes: **Sample Notes:**

Sample Prepared by Method: EPA 3010A

CAS No.	Parameter	Result	Flag	Units	LOD/MDL	Reported to LOQ	Dilution	Reference Method	Date/Time Prepared	Date/Time Analyzed	Analyst
7440-38-2	**Arsenic**	**0.0458**		mg/L	0.00400	0.00400	1	EPA 6010C	12/03/2014 08:57	12/03/2014 15:04	MW

Barium by EPA 6010

Log-in Notes: **Sample Notes:**

Sample Prepared by Method: EPA 3010A

CAS No.	Parameter	Result	Flag	Units	LOD/MDL	Reported to LOQ	Dilution	Reference Method	Date/Time Prepared	Date/Time Analyzed	Analyst
7440-39-3	**Barium**	**0.321**		mg/L	0.0100	0.0100	1	EPA 6010C	12/03/2014 08:57	12/03/2014 15:04	MW

Cadmium by EPA 6010

Log-in Notes: **Sample Notes:**

Sample Prepared by Method: EPA 3010A

CAS No.	Parameter	Result	Flag	Units	LOD/MDL	Reported to LOQ	Dilution	Reference Method	Date/Time Prepared	Date/Time Analyzed	Analyst
7440-43-9	Cadmium	ND		mg/L	0.00300	0.00300	1	EPA 6010C	12/03/2014 08:57	12/03/2014 15:04	MW

Chromium by EPA 6010

Log-in Notes: **Sample Notes:**

Sample Prepared by Method: EPA 3010A

CAS No.	Parameter	Result	Flag	Units	LOD/MDL	Reported to LOQ	Dilution	Reference Method	Date/Time Prepared	Date/Time Analyzed	Analyst
7440-47-3	**Chromium**	**0.620**		mg/L	0.00500	0.00500	1	EPA 6010C	12/03/2014 08:57	12/03/2014 15:04	MW

Copper by EPA 6010

Log-in Notes: **Sample Notes:**

Sample Prepared by Method: EPA 3010A

CAS No.	Parameter	Result	Flag	Units	LOD/MDL	Reported to LOQ	Dilution	Reference Method	Date/Time Prepared	Date/Time Analyzed	Analyst
7440-50-8	**Copper**	**0.00471**		mg/L	0.00300	0.00300	1	EPA 6010C	12/03/2014 08:57	12/03/2014 15:04	MW

Sample Information

Client Sample ID: **MW-17D** **York Sample ID:** **14K0872-10**

York Project (SDG) No.	Client Project ID	Matrix	Collection Date/Time	Date Received
14K0872	SNYGEN	Water	November 24, 2014 1:13 pm	11/24/2014

Lead by EPA 6010

Log-in Notes: **Sample Notes:**

Sample Prepared by Method: EPA 3010A

CAS No.	Parameter	Result	Flag	Units	LOD/MDL	Reported to LOQ	Dilution	Reference Method	Date/Time Prepared	Date/Time Analyzed	Analyst
7439-92-1	**Lead**	**0.0830**		mg/L	0.00300	0.00300	1	EPA 6010C	12/03/2014 08:57	12/03/2014 15:04	MW

Selenium by EPA 6010

Log-in Notes: **Sample Notes:**

Sample Prepared by Method: EPA 3010A

CAS No.	Parameter	Result	Flag	Units	LOD/MDL	Reported to LOQ	Dilution	Reference Method	Date/Time Prepared	Date/Time Analyzed	Analyst
7782-49-2	**Selenium**	**0.242**		mg/L	0.0100	0.0100	1	EPA 6010C	12/03/2014 08:57	12/03/2014 15:04	MW

Chloride

Log-in Notes: **Sample Notes:**

Sample Prepared by Method: EPA 300

CAS No.	Parameter	Result	Flag	Units	LOD/MDL	Reported to LOQ	Dilution	Reference Method	Date/Time Prepared	Date/Time Analyzed	Analyst
16887-00-6	**Chloride**	**1090**		mg/L	0.690	5.00	10	EPA 300.0	12/02/2014 22:58	12/02/2014 22:58	AD

Chromium, Hexavalent

Log-in Notes: **Sample Notes:**

Sample Prepared by Method: Analysis Preparation

CAS No.	Parameter	Result	Flag	Units	LOD/MDL	Reported to LOQ	Dilution	Reference Method	Date/Time Prepared	Date/Time Analyzed	Analyst
18540-29-9	Chromium, Hexavalent	ND		mg/L	0.0100	0.0100	1	EPA 7196A	11/25/2014 07:33	11/25/2014 07:33	SCA

Analytical Batch Summary

Batch ID: BK41187 **Preparation Method:** Analysis Preparation **Prepared By:** SCA

YORK Sample ID	Client Sample ID	Preparation Date
14K0872-09	MW-17S	11/25/14
14K0872-10	MW-17D	11/25/14
BK41187-BLK1	Blank	11/25/14
BK41187-BS1	LCS	11/25/14

Batch ID: BL40053 **Preparation Method:** EPA 5030B **Prepared By:** BGS

YORK Sample ID	Client Sample ID	Preparation Date
14K0872-01	EW-5	12/01/14
14K0872-02	EW-9	12/01/14
14K0872-03	EW-10	12/01/14
14K0872-04	EW-13	12/01/14
14K0872-05	EW-14	12/01/14
14K0872-06	EW-15	12/01/14
14K0872-08	EW-17	12/01/14
14K0872-09	MW-17S	12/01/14
14K0872-10	MW-17D	12/01/14
BL40053-BLK1	Blank	12/01/14
BL40053-BS1	LCS	12/01/14
BL40053-BSD1	LCS Dup	12/01/14
BL40053-DUP1	Duplicate	12/01/14
BL40053-MS1	Matrix Spike	12/01/14

Batch ID: BL40142 **Preparation Method:** EPA 5030B **Prepared By:** BGS

YORK Sample ID	Client Sample ID	Preparation Date
14K0872-06RE1	EW-15	12/02/14
14K0872-07	EW-16	12/02/14
14K0872-09RE1	MW-17S	12/02/14
14K0872-10RE1	MW-17D	12/02/14
BL40142-BLK1	Blank	12/02/14
BL40142-BS1	LCS	12/02/14
BL40142-BSD1	LCS Dup	12/02/14
BL40142-DUP1	Duplicate	12/02/14
BL40142-MS1	Matrix Spike	12/02/14

Batch ID: BL40146 **Preparation Method:** EPA 5030B **Prepared By:** BGS

YORK Sample ID	Client Sample ID	Preparation Date
14K0872-02RE1	EW-9	12/02/14
14K0872-04RE1	EW-13	12/02/14
14K0872-05RE1	EW-14	12/02/14
BL40146-BLK1	Blank	12/02/14
BL40146-BS1	LCS	12/02/14

BL40146-BSD1	LCS Dup	12/02/14

Batch ID: BL40164 **Preparation Method:** Preparation for GC Analysis **Prepared By:** JW

YORK Sample ID	Client Sample ID	Preparation Date
14K0872-01	EW-5	12/03/14
14K0872-03	EW-10	12/03/14
14K0872-09	MW-17S	12/03/14
14K0872-10	MW-17D	12/03/14
BL40164-BLK1	Blank	12/03/14

Batch ID: BL40168 **Preparation Method:** EPA 3010A **Prepared By:** MW

YORK Sample ID	Client Sample ID	Preparation Date
14K0872-09	MW-17S	12/03/14
14K0872-10	MW-17D	12/03/14
BL40168-BLK1	Blank	12/03/14
BL40168-SRM1	Reference	12/03/14

Batch ID: BL40180 **Preparation Method:** EPA 5030B **Prepared By:** BGS

YORK Sample ID	Client Sample ID	Preparation Date
14K0872-06RE2	EW-15	12/03/14
BL40180-BLK1	Blank	12/03/14
BL40180-BS1	LCS	12/03/14
BL40180-BSD1	LCS Dup	12/03/14

Batch ID: BL40208 **Preparation Method:** EPA 300 **Prepared By:** AD

YORK Sample ID	Client Sample ID	Preparation Date
14K0872-09	MW-17S	12/02/14
14K0872-10	MW-17D	12/02/14
BL40208-BLK1	Blank	12/02/14
BL40208-BS1	LCS	12/02/14
BL40208-SRM1	Reference	12/02/14

Volatile Organic Compounds by GC/MS - Quality Control Data

York Analytical Laboratories, Inc.

Analyte	Result	Reporting Limit	Units	Spike Level	Source* Result	%REC	%REC Limits	Flag	RPD	RPD Limit	Flag
Batch BL40053 - EPA 5030B											
Blank (BL40053-BLK1)								Prepared: 12/01/2014 Analyzed: 12/02/2014			
1,1,1,2-Tetrachloroethane	ND	5.0	ug/L								
1,1,1-Trichloroethane	ND	5.0	"								
1,1,2,2-Tetrachloroethane	ND	5.0	"								
1,1,2-Trichloro-1,2,2-trifluoroethane (Freon 113)	ND	5.0	"								
1,1,2-Trichloroethane	ND	5.0	"								
1,1-Dichloroethane	ND	5.0	"								
1,1-Dichloroethylene	ND	5.0	"								
1,1-Dichloropropylene	ND	5.0	"								
1,2,3-Trichlorobenzene	ND	5.0	"								
1,2,3-Trichloropropane	ND	5.0	"								
1,2,4-Trichlorobenzene	ND	5.0	"								
1,2-Dibromo-3-chloropropane	ND	5.0	"								
1,2-Dibromoethane	ND	5.0	"								
1,2-Dichlorobenzene	ND	5.0	"								
1,2-Dichloroethane	ND	5.0	"								
1,2-Dichloropropane	ND	5.0	"								
1,3-Dichlorobenzene	ND	5.0	"								
1,3-Dichloropropane	ND	5.0	"								
1,4-Dichlorobenzene	ND	5.0	"								
2,2-Dichloropropane	ND	5.0	"								
2-Chlorotoluene	ND	5.0	"								
4-Chlorotoluene	ND	5.0	"								
Bromobenzene	ND	5.0	"								
Bromochloromethane	ND	5.0	"								
Bromodichloromethane	ND	5.0	"								
Bromoform	ND	5.0	"								
Bromomethane	ND	5.0	"								
Carbon tetrachloride	ND	5.0	"								
Chlorobenzene	ND	5.0	"								
Chloroethane	ND	5.0	"								
Chloroform	ND	5.0	"								
Chloromethane	ND	5.0	"								
cis-1,2-Dichloroethylene	ND	5.0	"								
cis-1,3-Dichloropropylene	ND	5.0	"								
Dibromochloromethane	ND	5.0	"								
Dibromomethane	ND	5.0	"								
Dichlorodifluoromethane	ND	5.0	"								
Hexachlorobutadiene	ND	5.0	"								
Methylene chloride	ND	10	"								
Tetrachloroethylene	ND	5.0	"								
trans-1,2-Dichloroethylene	ND	5.0	"								
trans-1,3-Dichloropropylene	ND	5.0	"								
Trichloroethylene	ND	5.0	"								
Trichlorofluoromethane	ND	5.0	"								
Vinyl Chloride	ND	5.0	"								
Surrogate: 1,2-Dichloroethane-d4	*46.2*		*"*	*50.0*		*92.4*	*65-135*				
Surrogate: p-Bromofluorobenzene	*48.8*		*"*	*50.0*		*97.7*	*81-114*				
Surrogate: Toluene-d8	*54.7*		*"*	*50.0*		*109*	*86-118*				

Volatile Organic Compounds by GC/MS - Quality Control Data

York Analytical Laboratories, Inc.

Analyte	Result	Reporting Limit	Units	Spike Level	Source* Result	%REC	%REC Limits	Flag	RPD	RPD Limit	Flag
Batch BL40053 - EPA 5030B											
LCS (BL40053-BS1)							Prepared & Analyzed: 12/01/2014				
1,1,1,2-Tetrachloroethane	51		ug/L	50.0		101	70-132				
1,1,1-Trichloroethane	45		"	50.0		90.0	68-138				
1,1,2,2-Tetrachloroethane	58		"	50.0		116	73-132				
1,1,2-Trichloro-1,2,2-trifluoroethane (Freon 113)	46		"	50.0		91.9	67-136				
1,1,2-Trichloroethane	56		"	50.0		113	79-125				
1,1-Dichloroethane	48		"	50.0		96.9	78-128				
1,1-Dichloroethylene	44		"	50.0		88.2	68-134				
1,1-Dichloropropylene	47		"	50.0		93.6	74-130				
1,2,3-Trichlorobenzene	52		"	50.0		105	77-140				
1,2,3-Trichloropropane	52		"	50.0		105	79-127				
1,2,4-Trichlorobenzene	51		"	50.0		102	75-141				
1,2-Dibromo-3-chloropropane	54		"	50.0		107	60-150				
1,2-Dibromoethane	52		"	50.0		105	86-123				
1,2-Dichlorobenzene	53		"	50.0		106	79-125				
1,2-Dichloroethane	44		"	50.0		87.1	69-133				
1,2-Dichloropropane	56		"	50.0		113	76-124				
1,3-Dichlorobenzene	50		"	50.0		99.9	81-124				
1,3-Dichloropropane	54		"	50.0		108	79-125				
1,4-Dichlorobenzene	52		"	50.0		104	82-124				
2,2-Dichloropropane	43		"	50.0		85.9	61-139				
2-Chlorotoluene	53		"	50.0		106	74-130				
4-Chlorotoluene	50		"	50.0		101	75-127				
Bromobenzene	53		"	50.0		106	74-129				
Bromochloromethane	53		"	50.0		106	69-134				
Bromodichloromethane	52		"	50.0		103	76-127				
Bromoform	54		"	50.0		107	77-137				
Bromomethane	42		"	50.0		84.4	50-156				
Carbon tetrachloride	44		"	50.0		87.8	62-145				
Chlorobenzene	52		"	50.0		104	85-119				
Chloroethane	47		"	50.0		93.7	49-143				
Chloroform	46		"	50.0		92.6	74-131				
Chloromethane	47		"	50.0		94.2	43-134				
cis-1,2-Dichloroethylene	50		"	50.0		99.6	73-134				
cis-1,3-Dichloropropylene	52		"	50.0		104	77-128				
Dibromochloromethane	51		"	50.0		102	79-130				
Dibromomethane	54		"	50.0		108	78-128				
Dichlorodifluoromethane	29		"	50.0		57.3	38-139				
Hexachlorobutadiene	51		"	50.0		101	72-141				
Methylene chloride	47		"	50.0		94.9	56-142				
Tetrachloroethylene	52		"	50.0		103	78-133				
trans-1,2-Dichloroethylene	47		"	50.0		93.2	59-145				
trans-1,3-Dichloropropylene	50		"	50.0		100	74-131				
Trichloroethylene	51		"	50.0		102	81-125				
Trichlorofluoromethane	40		"	50.0		79.1	61-144				
Vinyl Chloride	44		"	50.0		88.4	42-136				
Surrogate: 1,2-Dichloroethane-d4	*45.8*		*"*	*50.0*		*91.6*	*65-135*				
Surrogate: p-Bromofluorobenzene	*47.7*		*"*	*50.0*		*95.4*	*81-114*				
Surrogate: Toluene-d8	*51.1*		*"*	*50.0*		*102*	*86-118*				

Volatile Organic Compounds by GC/MS - Quality Control Data

York Analytical Laboratories, Inc.

Analyte	Result	Reporting Limit	Units	Spike Level	Source* Result	%REC	%REC Limits	Flag	RPD	RPD Limit	Flag
Batch BL40053 - EPA 5030B											
LCS Dup (BL40053-BSD1)							Prepared & Analyzed: 12/01/2014				
1,1,1,2-Tetrachloroethane	52		ug/L	50.0		104	70-132		2.58	30	
1,1,1-Trichloroethane	48		"	50.0		95.2	68-138		5.62	30	
1,1,2,2-Tetrachloroethane	54		"	50.0		108	73-132		7.55	30	
1,1,2-Trichloro-1,2,2-trifluoroethane (Freon 113)	49		"	50.0		98.2	67-136		6.63	30	
1,1,2-Trichloroethane	58		"	50.0		115	79-125		2.20	30	
1,1-Dichloroethane	51		"	50.0		102	78-128		5.24	30	
1,1-Dichloroethylene	48		"	50.0		96.1	68-134		8.55	30	
1,1-Dichloropropylene	48		"	50.0		95.3	74-130		1.78	30	
1,2,3-Trichlorobenzene	49		"	50.0		98.0	77-140		6.73	30	
1,2,3-Trichloropropane	52		"	50.0		104	79-127		1.13	30	
1,2,4-Trichlorobenzene	46		"	50.0		92.8	75-141		9.12	30	
1,2-Dibromo-3-chloropropane	52		"	50.0		105	60-150		2.19	30	
1,2-Dibromoethane	55		"	50.0		110	86-123		4.38	30	
1,2-Dichlorobenzene	52		"	50.0		103	79-125		2.55	30	
1,2-Dichloroethane	47		"	50.0		93.5	69-133		7.18	30	
1,2-Dichloropropane	58		"	50.0		115	76-124		2.37	30	
1,3-Dichlorobenzene	49		"	50.0		98.4	81-124		1.53	30	
1,3-Dichloropropane	54		"	50.0		109	79-125		0.867	30	
1,4-Dichlorobenzene	50		"	50.0		99.9	82-124		3.54	30	
2,2-Dichloropropane	45		"	50.0		90.1	61-139		4.77	30	
2-Chlorotoluene	53		"	50.0		105	74-130		0.683	30	
4-Chlorotoluene	50		"	50.0		101	75-127		0.318	30	
Bromobenzene	51		"	50.0		101	74-129		4.83	30	
Bromochloromethane	54		"	50.0		109	69-134		2.77	30	
Bromodichloromethane	53		"	50.0		106	76-127		3.28	30	
Bromoform	54		"	50.0		109	77-137		1.43	30	
Bromomethane	47		"	50.0		93.2	50-156		9.91	30	
Carbon tetrachloride	45		"	50.0		90.4	62-145		2.87	30	
Chlorobenzene	52		"	50.0		105	85-119		0.709	30	
Chloroethane	49		"	50.0		97.9	49-143		4.36	30	
Chloroform	49		"	50.0		97.2	74-131		4.93	30	
Chloromethane	49		"	50.0		98.1	43-134		3.97	30	
cis-1,2-Dichloroethylene	52		"	50.0		104	73-134		4.51	30	
cis-1,3-Dichloropropylene	54		"	50.0		108	77-128		4.43	30	
Dibromochloromethane	53		"	50.0		107	79-130		3.89	30	
Dibromomethane	56		"	50.0		113	78-128		4.07	30	
Dichlorodifluoromethane	30		"	50.0		60.1	38-139		4.70	30	
Hexachlorobutadiene	46		"	50.0		92.1	72-141		9.57	30	
Methylene chloride	49		"	50.0		98.0	56-142		3.17	30	
Tetrachloroethylene	71		"	50.0		142	78-133	High Bias	31.8	30	Non-dir.
trans-1,2-Dichloroethylene	46		"	50.0		92.5	59-145		0.711	30	
trans-1,3-Dichloropropylene	51		"	50.0		103	74-131		2.24	30	
Trichloroethylene	55		"	50.0		111	81-125		8.56	30	
Trichlorofluoromethane	41		"	50.0		82.0	61-144		3.63	30	
Vinyl Chloride	46		"	50.0		92.4	42-136		4.47	30	
Surrogate: 1,2-Dichloroethane-d4	*47.6*		*"*	*50.0*		*95.3*	*65-135*				
Surrogate: p-Bromofluorobenzene	*47.6*		*"*	*50.0*		*95.3*	*81-114*				
Surrogate: Toluene-d8	*53.3*		*"*	*50.0*		*107*	*86-118*				

Volatile Organic Compounds by GC/MS - Quality Control Data

York Analytical Laboratories, Inc.

Analyte	Result	Reporting Limit	Units	Spike Level	Source* Result	%REC	%REC Limits	Flag	RPD	RPD Limit	Flag
Batch BL40053 - EPA 5030B											
Duplicate (BL40053-DUP1)	*Source sample: 14K0872-01 (EW-5)								Prepared: 12/01/2014 Analyzed: 12/02/2014		
1,1,1,2-Tetrachloroethane	ND	5.0	ug/L		ND					200	
1,1,1-Trichloroethane	12	5.0	"		14				19.3	200	
1,1,2,2-Tetrachloroethane	ND	5.0	"		ND					200	
1,1,2-Trichloro-1,2,2-trifluoroethane (Freon 113)	ND	5.0	"		ND					200	
1,1,2-Trichloroethane	ND	5.0	"		ND					200	
1,1-Dichloroethane	ND	5.0	"		ND					200	
1,1-Dichloroethylene	ND	5.0	"		ND					200	
1,1-Dichloropropylene	ND	5.0	"		ND					200	
1,2,3-Trichlorobenzene	ND	5.0	"		ND					200	
1,2,3-Trichloropropane	ND	5.0	"		ND					200	
1,2,4-Trichlorobenzene	ND	5.0	"		ND					200	
1,2-Dibromo-3-chloropropane	ND	5.0	"		ND					200	
1,2-Dibromoethane	ND	5.0	"		ND					200	
1,2-Dichlorobenzene	ND	5.0	"		ND					200	
1,2-Dichloroethane	ND	5.0	"		ND					200	
1,2-Dichloropropane	ND	5.0	"		ND					200	
1,3-Dichlorobenzene	ND	5.0	"		ND					200	
1,3-Dichloropropane	ND	5.0	"		ND					200	
1,4-Dichlorobenzene	ND	5.0	"		ND					200	
2,2-Dichloropropane	ND	5.0	"		ND					200	
2-Chlorotoluene	ND	5.0	"		ND					200	
4-Chlorotoluene	ND	5.0	"		ND					200	
Bromobenzene	ND	5.0	"		ND					200	
Bromochloromethane	ND	5.0	"		ND					200	
Bromodichloromethane	ND	5.0	"		ND					200	
Bromoform	ND	5.0	"		ND					200	
Bromomethane	ND	5.0	"		ND					200	
Carbon tetrachloride	18	5.0	"		22				22.2	200	
Chlorobenzene	ND	5.0	"		ND					200	
Chloroethane	ND	5.0	"		ND					200	
Chloroform	ND	5.0	"		ND					200	
Chloromethane	ND	5.0	"		ND					200	
cis-1,2-Dichloroethylene	ND	5.0	"		ND					200	
cis-1,3-Dichloropropylene	ND	5.0	"		ND					200	
Dibromochloromethane	ND	5.0	"		ND					200	
Dibromomethane	ND	5.0	"		ND					200	
Dichlorodifluoromethane	ND	5.0	"		ND					200	
Hexachlorobutadiene	ND	5.0	"		ND					200	
Methylene chloride	ND	10	"		ND					200	
Tetrachloroethylene	ND	5.0	"		ND					200	
trans-1,2-Dichloroethylene	ND	5.0	"		ND					200	
trans-1,3-Dichloropropylene	ND	5.0	"		ND					200	
Trichloroethylene	ND	5.0	"		ND					200	
Trichlorofluoromethane	ND	5.0	"		ND					200	
Vinyl Chloride	ND	5.0	"		ND					200	
Surrogate: 1,2-Dichloroethane-d4	*46.5*		*"*	*50.0*		*92.9*	*65-135*				
Surrogate: p-Bromofluorobenzene	*45.8*		*"*	*50.0*		*91.5*	*81-114*				
Surrogate: Toluene-d8	*52.9*		*"*	*50.0*		*106*	*86-118*				

Volatile Organic Compounds by GC/MS - Quality Control Data

York Analytical Laboratories, Inc.

Analyte	Result	Reporting Limit	Units	Spike Level	Source* Result	%REC	%REC Limits	Flag	RPD	RPD Limit	Flag
Batch BL40053 - EPA 5030B											
Matrix Spike (BL40053-MS1)	*Source sample: 14K0872-01 (EW-5)							Prepared: 12/01/2014 Analyzed: 12/02/2014			
1,1,1,2-Tetrachloroethane	48		ug/L	50.0	ND	96.7	52-142				
1,1,1-Trichloroethane	55		"	50.0	14	81.2	52-147				
1,1,2,2-Tetrachloroethane	52		"	50.0	ND	104	65-131				
1,1,2-Trichloro-1,2,2-trifluoroethane (Freon 113)	45		"	50.0	0.99	87.6	42-160				
1,1,2-Trichloroethane	57		"	50.0	ND	113	72-126				
1,1-Dichloroethane	49		"	50.0	ND	97.0	64-135				
1,1-Dichloroethylene	44		"	50.0	ND	89.0	47-150				
1,1-Dichloropropylene	45		"	50.0	ND	89.5	68-123				
1,2,3-Trichlorobenzene	48		"	50.0	ND	95.4	53-148				
1,2,3-Trichloropropane	49		"	50.0	ND	98.7	68-129				
1,2,4-Trichlorobenzene	44		"	50.0	ND	87.0	51-148				
1,2-Dibromo-3-chloropropane	52		"	50.0	ND	104	48-155				
1,2-Dibromoethane	49		"	50.0	ND	98.5	76-124				
1,2-Dichlorobenzene	50		"	50.0	ND	99.4	70-125				
1,2-Dichloroethane	43		"	50.0	ND	86.4	57-139				
1,2-Dichloropropane	55		"	50.0	ND	109	65-128				
1,3-Dichlorobenzene	47		"	50.0	ND	93.1	71-122				
1,3-Dichloropropane	53		"	50.0	ND	106	66-128				
1,4-Dichlorobenzene	47		"	50.0	ND	94.2	69-125				
2,2-Dichloropropane	40		"	50.0	ND	80.0	42-138				
2-Chlorotoluene	50		"	50.0	ND	99.2	63-131				
4-Chlorotoluene	51		"	50.0	ND	102	63-130				
Bromobenzene	50		"	50.0	ND	99.8	63-130				
Bromochloromethane	44		"	50.0	ND	88.8	59-133				
Bromodichloromethane	50		"	50.0	ND	99.5	66-131				
Bromoform	50		"	50.0	ND	99.8	68-136				
Bromomethane	3.2		"	50.0	ND	6.44	23-151	Low Bias			
Carbon tetrachloride	59		"	50.0	22	73.4	51-147				
Chlorobenzene	50		"	50.0	ND	100	75-120				
Chloroethane	52		"	50.0	ND	104	33-153				
Chloroform	47		"	50.0	1.2	91.7	60-137				
Chloromethane	43		"	50.0	ND	85.3	20-140				
cis-1,2-Dichloroethylene	50		"	50.0	ND	100	59-136				
cis-1,3-Dichloropropylene	0.0		"	50.0	ND		66-128	Low Bias			
Dibromochloromethane	51		"	50.0	ND	102	68-134				
Dibromomethane	52		"	50.0	ND	104	71-128				
Dichlorodifluoromethane	31		"	50.0	ND	62.7	18-127				
Hexachlorobutadiene	45		"	50.0	ND	89.6	48-150				
Methylene chloride	50		"	50.0	ND	101	34-154				
Tetrachloroethylene	65		"	50.0	ND	130	51-140				
trans-1,2-Dichloroethylene	46		"	50.0	ND	92.6	49-151				
trans-1,3-Dichloropropylene	5.2		"	50.0	ND	10.3	63-129	Low Bias			
Trichloroethylene	51		"	50.0	ND	102	61-133				
Trichlorofluoromethane	40		"	50.0	ND	80.3	47-147				
Vinyl Chloride	45		"	50.0	ND	90.2	25-140				
Surrogate: 1,2-Dichloroethane-d4	*44.2*		*"*	*50.0*		*88.5*	*65-135*				
Surrogate: p-Bromofluorobenzene	*47.9*		*"*	*50.0*		*95.8*	*81-114*				
Surrogate: Toluene-d8	*53.1*		*"*	*50.0*		*106*	*86-118*				

Volatile Organic Compounds by GC/MS - Quality Control Data

York Analytical Laboratories, Inc.

Analyte	Result	Reporting Limit	Units	Spike Level	Source* Result	%REC	%REC Limits	Flag	RPD	RPD Limit	Flag
Batch BL40142 - EPA 5030B											
Blank (BL40142-BLK1)								Prepared: 12/02/2014 Analyzed: 12/03/2014			
1,1,1,2-Tetrachloroethane	ND	5.0	ug/L								
1,1,1-Trichloroethane	ND	5.0	"								
1,1,2,2-Tetrachloroethane	ND	5.0	"								
1,1,2-Trichloro-1,2,2-trifluoroethane (Freon 113)	ND	5.0	"								
1,1,2-Trichloroethane	ND	5.0	"								
1,1-Dichloroethane	ND	5.0	"								
1,1-Dichloroethylene	ND	5.0	"								
1,1-Dichloropropylene	ND	5.0	"								
1,2,3-Trichlorobenzene	ND	5.0	"								
1,2,3-Trichloropropane	ND	5.0	"								
1,2,4-Trichlorobenzene	ND	5.0	"								
1,2-Dibromo-3-chloropropane	ND	5.0	"								
1,2-Dibromoethane	ND	5.0	"								
1,2-Dichlorobenzene	ND	5.0	"								
1,2-Dichloroethane	ND	5.0	"								
1,2-Dichloropropane	ND	5.0	"								
1,3-Dichlorobenzene	ND	5.0	"								
1,3-Dichloropropane	ND	5.0	"								
1,4-Dichlorobenzene	ND	5.0	"								
2,2-Dichloropropane	ND	5.0	"								
2-Chlorotoluene	ND	5.0	"								
4-Chlorotoluene	ND	5.0	"								
Bromobenzene	ND	5.0	"								
Bromochloromethane	ND	5.0	"								
Bromodichloromethane	ND	5.0	"								
Bromoform	ND	5.0	"								
Bromomethane	ND	5.0	"								
Carbon tetrachloride	ND	5.0	"								
Chlorobenzene	ND	5.0	"								
Chloroethane	ND	5.0	"								
Chloroform	ND	5.0	"								
Chloromethane	ND	5.0	"								
cis-1,2-Dichloroethylene	ND	5.0	"								
cis-1,3-Dichloropropylene	ND	5.0	"								
Dibromochloromethane	ND	5.0	"								
Dibromomethane	ND	5.0	"								
Dichlorodifluoromethane	ND	5.0	"								
Hexachlorobutadiene	ND	5.0	"								
Methylene chloride	12	10	"								
Tetrachloroethylene	ND	5.0	"								
trans-1,2-Dichloroethylene	ND	5.0	"								
trans-1,3-Dichloropropylene	ND	5.0	"								
Trichloroethylene	ND	5.0	"								
Trichlorofluoromethane	ND	5.0	"								
Vinyl Chloride	ND	5.0	"								
Surrogate: 1,2-Dichloroethane-d4	*49.4*		*"*	*50.0*		*98.8*	*65-135*				
Surrogate: p-Bromofluorobenzene	*46.3*		*"*	*50.0*		*92.7*	*81-114*				
Surrogate: Toluene-d8	*51.9*		*"*	*50.0*		*104*	*86-118*				

Volatile Organic Compounds by GC/MS - Quality Control Data

York Analytical Laboratories, Inc.

Analyte	Result	Reporting Limit	Units	Spike Level	Source* Result	%REC	%REC Limits	Flag	RPD	RPD Limit	Flag
Batch BL40142 - EPA 5030B											
LCS (BL40142-BS1)							Prepared & Analyzed: 12/02/2014				
1,1,1,2-Tetrachloroethane	52		ug/L	50.0		104	70-132				
1,1,1-Trichloroethane	54		"	50.0		108	68-138				
1,1,2,2-Tetrachloroethane	55		"	50.0		111	73-132				
1,1,2-Trichloro-1,2,2-trifluoroethane (Freon 113)	51		"	50.0		102	67-136				
1,1,2-Trichloroethane	55		"	50.0		109	79-125				
1,1-Dichloroethane	52		"	50.0		105	78-128				
1,1-Dichloroethylene	49		"	50.0		98.9	68-134				
1,1-Dichloropropylene	53		"	50.0		106	74-130				
1,2,3-Trichlorobenzene	51		"	50.0		103	77-140				
1,2,3-Trichloropropane	58		"	50.0		115	79-127				
1,2,4-Trichlorobenzene	48		"	50.0		95.0	75-141				
1,2-Dibromo-3-chloropropane	59		"	50.0		118	60-150				
1,2-Dibromoethane	53		"	50.0		106	86-123				
1,2-Dichlorobenzene	53		"	50.0		105	79-125				
1,2-Dichloroethane	55		"	50.0		111	69-133				
1,2-Dichloropropane	52		"	50.0		103	76-124				
1,3-Dichlorobenzene	52		"	50.0		103	81-124				
1,3-Dichloropropane	51		"	50.0		103	79-125				
1,4-Dichlorobenzene	50		"	50.0		99.6	82-124				
2,2-Dichloropropane	50		"	50.0		99.4	61-139				
2-Chlorotoluene	53		"	50.0		106	74-130				
4-Chlorotoluene	55		"	50.0		109	75-127				
Bromobenzene	53		"	50.0		107	74-129				
Bromochloromethane	55		"	50.0		111	69-134				
Bromodichloromethane	55		"	50.0		110	76-127				
Bromoform	57		"	50.0		114	77-137				
Bromomethane	50		"	50.0		100	50-156				
Carbon tetrachloride	53		"	50.0		107	62-145				
Chlorobenzene	52		"	50.0		105	85-119				
Chloroethane	49		"	50.0		98.0	49-143				
Chloroform	55		"	50.0		110	74-131				
Chloromethane	45		"	50.0		89.3	43-134				
cis-1,2-Dichloroethylene	47		"	50.0		94.7	73-134				
cis-1,3-Dichloropropylene	52		"	50.0		104	77-128				
Dibromochloromethane	53		"	50.0		106	79-130				
Dibromomethane	54		"	50.0		107	78-128				
Dichlorodifluoromethane	38		"	50.0		76.0	38-139				
Hexachlorobutadiene	53		"	50.0		105	72-141				
Methylene chloride	48		"	50.0		95.4	56-142				
Tetrachloroethylene	48		"	50.0		96.4	78-133				
trans-1,2-Dichloroethylene	52		"	50.0		104	59-145				
trans-1,3-Dichloropropylene	52		"	50.0		104	74-131				
Trichloroethylene	52		"	50.0		103	81-125				
Trichlorofluoromethane	48		"	50.0		96.9	61-144				
Vinyl Chloride	46		"	50.0		92.3	42-136				
Surrogate: 1,2-Dichloroethane-d4	*49.0*		*"*	*50.0*		*98.0*	*65-135*				
Surrogate: p-Bromofluorobenzene	*53.0*		*"*	*50.0*		*106*	*81-114*				
Surrogate: Toluene-d8	*49.6*		*"*	*50.0*		*99.2*	*86-118*				

Volatile Organic Compounds by GC/MS - Quality Control Data

York Analytical Laboratories, Inc.

Analyte	Result	Reporting Limit	Units	Spike Level	Source* Result	%REC	%REC Limits	Flag	RPD	RPD Limit	Flag
Batch BL40142 - EPA 5030B											
LCS Dup (BL40142-BSD1)							Prepared & Analyzed: 12/02/2014				
1,1,1,2-Tetrachloroethane	52		ug/L	50.0		104	70-132		0.308	30	
1,1,1-Trichloroethane	52		"	50.0		105	68-138		2.80	30	
1,1,2,2-Tetrachloroethane	55		"	50.0		109	73-132		1.29	30	
1,1,2-Trichloro-1,2,2-trifluoroethane (Freon 113)	54		"	50.0		108	67-136		6.22	30	
1,1,2-Trichloroethane	54		"	50.0		108	79-125		1.10	30	
1,1-Dichloroethane	54		"	50.0		107	78-128		2.21	30	
1,1-Dichloroethylene	51		"	50.0		101	68-134		2.48	30	
1,1-Dichloropropylene	53		"	50.0		105	74-130		1.06	30	
1,2,3-Trichlorobenzene	51		"	50.0		101	77-140		1.74	30	
1,2,3-Trichloropropane	55		"	50.0		111	79-127		4.01	30	
1,2,4-Trichlorobenzene	47		"	50.0		94.8	75-141		0.253	30	
1,2-Dibromo-3-chloropropane	59		"	50.0		118	60-150		0.0340	30	
1,2-Dibromoethane	53		"	50.0		106	86-123		0.0753	30	
1,2-Dichlorobenzene	52		"	50.0		103	79-125		1.90	30	
1,2-Dichloroethane	54		"	50.0		109	69-133		1.77	30	
1,2-Dichloropropane	53		"	50.0		105	76-124		1.98	30	
1,3-Dichlorobenzene	50		"	50.0		99.3	81-124		4.05	30	
1,3-Dichloropropane	54		"	50.0		107	79-125		4.13	30	
1,4-Dichlorobenzene	50		"	50.0		99.2	82-124		0.403	30	
2,2-Dichloropropane	50		"	50.0		100	61-139		0.981	30	
2-Chlorotoluene	51		"	50.0		103	74-130		3.54	30	
4-Chlorotoluene	51		"	50.0		102	75-127		6.40	30	
Bromobenzene	53		"	50.0		106	74-129		0.676	30	
Bromochloromethane	54		"	50.0		108	69-134		2.60	30	
Bromodichloromethane	53		"	50.0		105	76-127		4.12	30	
Bromoform	57		"	50.0		115	77-137		0.630	30	
Bromomethane	57		"	50.0		113	50-156		12.3	30	
Carbon tetrachloride	53		"	50.0		105	62-145		1.57	30	
Chlorobenzene	53		"	50.0		105	85-119		0.534	30	
Chloroethane	59		"	50.0		117	49-143		18.0	30	
Chloroform	54		"	50.0		108	74-131		2.02	30	
Chloromethane	51		"	50.0		102	43-134		13.7	30	
cis-1,2-Dichloroethylene	46		"	50.0		92.4	73-134		2.48	30	
cis-1,3-Dichloropropylene	54		"	50.0		109	77-128		4.73	30	
Dibromochloromethane	55		"	50.0		109	79-130		3.46	30	
Dibromomethane	56		"	50.0		111	78-128		3.87	30	
Dichlorodifluoromethane	52		"	50.0		104	38-139		30.8	30	Non-dir.
Hexachlorobutadiene	49		"	50.0		98.3	72-141		7.07	30	
Methylene chloride	51		"	50.0		102	56-142		6.33	30	
Tetrachloroethylene	49		"	50.0		97.4	78-133		1.03	30	
trans-1,2-Dichloroethylene	52		"	50.0		104	59-145		0.288	30	
trans-1,3-Dichloropropylene	54		"	50.0		108	74-131		3.73	30	
Trichloroethylene	52		"	50.0		104	81-125		0.771	30	
Trichlorofluoromethane	53		"	50.0		106	61-144		9.04	30	
Vinyl Chloride	51		"	50.0		101	42-136		9.39	30	
Surrogate: 1,2-Dichloroethane-d4	*50.5*		*"*	*50.0*		*101*	*65-135*				
Surrogate: p-Bromofluorobenzene	*51.8*		*"*	*50.0*		*104*	*81-114*				
Surrogate: Toluene-d8	*47.7*		*"*	*50.0*		*95.5*	*86-118*				

Volatile Organic Compounds by GC/MS - Quality Control Data

York Analytical Laboratories, Inc.

Analyte	Result	Reporting Limit	Units	Spike Level	Source* Result	%REC	%REC Limits	Flag	RPD	RPD Limit	Flag
Batch BL40142 - EPA 5030B											
Duplicate (BL40142-DUP1)	*Source sample: 14K0872-07 (EW-16)							Prepared: 12/02/2014 Analyzed: 12/03/2014			
1,1,1,2-Tetrachloroethane	ND	5.0	ug/L		ND					200	
1,1,1-Trichloroethane	ND	5.0	"		ND					200	
1,1,2,2-Tetrachloroethane	ND	5.0	"		ND					200	
1,1,2-Trichloro-1,2,2-trifluoroethane (Freon 113)	ND	5.0	"		ND					200	
1,1,2-Trichloroethane	ND	5.0	"		ND					200	
1,1-Dichloroethane	ND	5.0	"		ND					200	
1,1-Dichloroethylene	ND	5.0	"		ND					200	
1,1-Dichloropropylene	ND	5.0	"		ND					200	
1,2,3-Trichlorobenzene	ND	5.0	"		ND					200	
1,2,3-Trichloropropane	ND	5.0	"		ND					200	
1,2,4-Trichlorobenzene	ND	5.0	"		ND					200	
1,2-Dibromo-3-chloropropane	ND	5.0	"		ND					200	
1,2-Dibromoethane	ND	5.0	"		ND					200	
1,2-Dichlorobenzene	ND	5.0	"		ND					200	
1,2-Dichloroethane	ND	5.0	"		ND					200	
1,2-Dichloropropane	ND	5.0	"		ND					200	
1,3-Dichlorobenzene	ND	5.0	"		ND					200	
1,3-Dichloropropane	ND	5.0	"		ND					200	
1,4-Dichlorobenzene	ND	5.0	"		ND					200	
2,2-Dichloropropane	ND	5.0	"		ND					200	
2-Chlorotoluene	ND	5.0	"		ND					200	
4-Chlorotoluene	ND	5.0	"		ND					200	
Bromobenzene	ND	5.0	"		ND					200	
Bromochloromethane	ND	5.0	"		ND					200	
Bromodichloromethane	ND	5.0	"		ND					200	
Bromoform	ND	5.0	"		ND					200	
Bromomethane	ND	5.0	"		ND					200	
Carbon tetrachloride	ND	5.0	"		ND					200	
Chlorobenzene	ND	5.0	"		ND					200	
Chloroethane	ND	5.0	"		ND					200	
Chloroform	ND	5.0	"		ND					200	
Chloromethane	ND	5.0	"		ND					200	
cis-1,2-Dichloroethylene	ND	5.0	"		ND					200	
cis-1,3-Dichloropropylene	ND	5.0	"		ND					200	
Dibromochloromethane	ND	5.0	"		ND					200	
Dibromomethane	ND	5.0	"		ND					200	
Dichlorodifluoromethane	ND	5.0	"		ND					200	
Hexachlorobutadiene	ND	5.0	"		ND					200	
Methylene chloride	10	10	"		11				8.30	200	
Tetrachloroethylene	ND	5.0	"		ND					200	
trans-1,2-Dichloroethylene	ND	5.0	"		ND					200	
trans-1,3-Dichloropropylene	ND	5.0	"		ND					200	
Trichloroethylene	ND	5.0	"		ND					200	
Trichlorofluoromethane	ND	5.0	"		ND					200	
Vinyl Chloride	ND	5.0	"		ND					200	
Surrogate: 1,2-Dichloroethane-d4	*50.3*		*"*	*50.0*		*101*	*65-135*				
Surrogate: p-Bromofluorobenzene	*45.2*		*"*	*50.0*		*90.4*	*81-114*				
Surrogate: Toluene-d8	*51.5*		*"*	*50.0*		*103*	*86-118*				

Volatile Organic Compounds by GC/MS - Quality Control Data

York Analytical Laboratories, Inc.

Analyte	Result	Reporting Limit	Units	Spike Level	Source* Result	%REC	%REC Limits	Flag	RPD	RPD Limit	Flag
Batch BL40142 - EPA 5030B											
Matrix Spike (BL40142-MS1)	*Source sample: 14K0872-07 (EW-16)							Prepared: 12/02/2014 Analyzed: 12/03/2014			
1,1,1,2-Tetrachloroethane	51		ug/L	50.0	ND	101	52-142				
1,1,1-Trichloroethane	50		"	50.0	ND	100	52-147				
1,1,2,2-Tetrachloroethane	51		"	50.0	ND	102	65-131				
1,1,2-Trichloro-1,2,2-trifluoroethane (Freon 113)	49		"	50.0	ND	98.1	42-160				
1,1,2-Trichloroethane	49		"	50.0	ND	98.9	72-126				
1,1-Dichloroethane	50		"	50.0	ND	100	64-135				
1,1-Dichloroethylene	45		"	50.0	ND	90.9	47-150				
1,1-Dichloropropylene	49		"	50.0	ND	97.5	68-123				
1,2,3-Trichlorobenzene	42		"	50.0	ND	83.2	53-148				
1,2,3-Trichloropropane	51		"	50.0	ND	103	68-129				
1,2,4-Trichlorobenzene	41		"	50.0	ND	81.3	51-148				
1,2-Dibromo-3-chloropropane	56		"	50.0	ND	112	48-155				
1,2-Dibromoethane	48		"	50.0	ND	95.5	76-124				
1,2-Dichlorobenzene	48		"	50.0	ND	96.0	70-125				
1,2-Dichloroethane	52		"	50.0	ND	104	57-139				
1,2-Dichloropropane	48		"	50.0	ND	97.0	65-128				
1,3-Dichlorobenzene	46		"	50.0	ND	91.1	71-122				
1,3-Dichloropropane	49		"	50.0	ND	98.9	66-128				
1,4-Dichlorobenzene	45		"	50.0	ND	90.2	69-125				
2,2-Dichloropropane	45		"	50.0	ND	89.3	42-138				
2-Chlorotoluene	48		"	50.0	ND	96.4	63-131				
4-Chlorotoluene	49		"	50.0	ND	97.3	63-130				
Bromobenzene	51		"	50.0	ND	102	63-130				
Bromochloromethane	54		"	50.0	ND	109	59-133				
Bromodichloromethane	51		"	50.0	ND	102	66-131				
Bromoform	52		"	50.0	ND	104	68-136				
Bromomethane	1.9		"	50.0	ND	3.76	23-151	Low Bias			
Carbon tetrachloride	51		"	50.0	ND	101	51-147				
Chlorobenzene	48		"	50.0	ND	96.9	75-120				
Chloroethane	8300		"	50.0	ND	NR	33-153	High Bias			
Chloroform	54		"	50.0	ND	108	60-137				
Chloromethane	550		"	50.0	ND	NR	20-140	High Bias			
cis-1,2-Dichloroethylene	45		"	50.0	ND	89.6	59-136				
cis-1,3-Dichloropropylene	0.96		"	50.0	ND	1.92	66-128	Low Bias			
Dibromochloromethane	51		"	50.0	ND	103	68-134				
Dibromomethane	50		"	50.0	ND	99.5	71-128				
Dichlorodifluoromethane	37		"	50.0	ND	73.0	18-127				
Hexachlorobutadiene	43		"	50.0	ND	85.6	48-150				
Methylene chloride	55		"	50.0	11	87.7	34-154				
Tetrachloroethylene	41		"	50.0	ND	81.7	51-140				
trans-1,2-Dichloroethylene	48		"	50.0	ND	96.8	49-151				
trans-1,3-Dichloropropylene	3.6		"	50.0	ND	7.12	63-129	Low Bias			
Trichloroethylene	49		"	50.0	ND	97.2	61-133				
Trichlorofluoromethane	43		"	50.0	ND	86.1	47-147				
Vinyl Chloride	29		"	50.0	ND	58.3	25-140				
Surrogate: 1,2-Dichloroethane-d4	*52.0*		*"*	*50.0*		*104*	*65-135*				
Surrogate: p-Bromofluorobenzene	*50.4*		*"*	*50.0*		*101*	*81-114*				
Surrogate: Toluene-d8	*49.2*		*"*	*50.0*		*98.4*	*86-118*				

Volatile Organic Compounds by GC/MS - Quality Control Data

York Analytical Laboratories, Inc.

Analyte	Result	Reporting Limit	Units	Spike Level	Source* Result	%REC	%REC Limits	Flag	RPD	RPD Limit	Flag
Batch BL40146 - EPA 5030B											
Blank (BL40146-BLK1)								Prepared & Analyzed: 12/02/2014			
1,1,1,2-Tetrachloroethane	ND	5.0	ug/L								
1,1,1-Trichloroethane	ND	5.0	"								
1,1,2,2-Tetrachloroethane	ND	5.0	"								
1,1,2-Trichloro-1,2,2-trifluoroethane (Freon 113)	ND	5.0	"								
1,1,2-Trichloroethane	ND	5.0	"								
1,1-Dichloroethane	ND	5.0	"								
1,1-Dichloroethylene	ND	5.0	"								
1,1-Dichloropropylene	ND	5.0	"								
1,2,3-Trichlorobenzene	ND	5.0	"								
1,2,3-Trichloropropane	ND	5.0	"								
1,2,4-Trichlorobenzene	ND	5.0	"								
1,2-Dibromo-3-chloropropane	ND	5.0	"								
1,2-Dibromoethane	ND	5.0	"								
1,2-Dichlorobenzene	ND	5.0	"								
1,2-Dichloroethane	ND	5.0	"								
1,2-Dichloropropane	ND	5.0	"								
1,3-Dichlorobenzene	ND	5.0	"								
1,3-Dichloropropane	ND	5.0	"								
1,4-Dichlorobenzene	ND	5.0	"								
2,2-Dichloropropane	ND	5.0	"								
2-Chlorotoluene	ND	5.0	"								
4-Chlorotoluene	ND	5.0	"								
Bromobenzene	ND	5.0	"								
Bromochloromethane	ND	5.0	"								
Bromodichloromethane	ND	5.0	"								
Bromoform	ND	5.0	"								
Bromomethane	ND	5.0	"								
Carbon tetrachloride	ND	5.0	"								
Chlorobenzene	ND	5.0	"								
Chloroethane	ND	5.0	"								
Chloroform	ND	5.0	"								
Chloromethane	ND	5.0	"								
cis-1,2-Dichloroethylene	ND	5.0	"								
cis-1,3-Dichloropropylene	ND	5.0	"								
Dibromochloromethane	ND	5.0	"								
Dibromomethane	ND	5.0	"								
Dichlorodifluoromethane	ND	5.0	"								
Hexachlorobutadiene	ND	5.0	"								
Methylene chloride	12	10	"								
Tetrachloroethylene	ND	5.0	"								
trans-1,2-Dichloroethylene	ND	5.0	"								
trans-1,3-Dichloropropylene	ND	5.0	"								
Trichloroethylene	ND	5.0	"								
Trichlorofluoromethane	ND	5.0	"								
Vinyl Chloride	ND	5.0	"								
Surrogate: 1,2-Dichloroethane-d4	*44.9*		*"*	*50.0*		*89.9*	*65-135*				
Surrogate: p-Bromofluorobenzene	*47.2*		*"*	*50.0*		*94.5*	*81-114*				
Surrogate: Toluene-d8	*50.4*		*"*	*50.0*		*101*	*86-118*				

Volatile Organic Compounds by GC/MS - Quality Control Data

York Analytical Laboratories, Inc.

Analyte	Result	Reporting Limit	Units	Spike Level	Source* Result	%REC	%REC Limits	Flag	RPD	RPD Limit	Flag
Batch BL40146 - EPA 5030B											
LCS (BL40146-BS1)							Prepared & Analyzed: 12/02/2014				
1,1,1,2-Tetrachloroethane	50		ug/L	50.0		101	70-132				
1,1,1-Trichloroethane	52		"	50.0		104	68-138				
1,1,2,2-Tetrachloroethane	47		"	50.0		94.9	73-132				
1,1,2-Trichloro-1,2,2-trifluoroethane (Freon 113)	36		"	50.0		72.3	67-136				
1,1,2-Trichloroethane	54		"	50.0		107	79-125				
1,1-Dichloroethane	51		"	50.0		101	78-128				
1,1-Dichloroethylene	40		"	50.0		80.0	68-134				
1,1-Dichloropropylene	51		"	50.0		102	74-130				
1,2,3-Trichlorobenzene	45		"	50.0		90.1	77-140				
1,2,3-Trichloropropane	50		"	50.0		100	79-127				
1,2,4-Trichlorobenzene	43		"	50.0		85.2	75-141				
1,2-Dibromo-3-chloropropane	55		"	50.0		110	60-150				
1,2-Dibromoethane	54		"	50.0		108	86-123				
1,2-Dichlorobenzene	49		"	50.0		97.6	79-125				
1,2-Dichloroethane	51		"	50.0		103	69-133				
1,2-Dichloropropane	54		"	50.0		108	76-124				
1,3-Dichlorobenzene	44		"	50.0		88.7	81-124				
1,3-Dichloropropane	54		"	50.0		107	79-125				
1,4-Dichlorobenzene	47		"	50.0		93.9	82-124				
2,2-Dichloropropane	49		"	50.0		98.4	61-139				
2-Chlorotoluene	50		"	50.0		101	74-130				
4-Chlorotoluene	43		"	50.0		86.5	75-127				
Bromobenzene	44		"	50.0		88.2	74-129				
Bromochloromethane	55		"	50.0		111	69-134				
Bromodichloromethane	54		"	50.0		108	76-127				
Bromoform	52		"	50.0		104	77-137				
Bromomethane	32		"	50.0		64.1	50-156				
Carbon tetrachloride	53		"	50.0		105	62-145				
Chlorobenzene	51		"	50.0		101	85-119				
Chloroethane	35		"	50.0		70.2	49-143				
Chloroform	54		"	50.0		109	74-131				
Chloromethane	44		"	50.0		88.3	43-134				
cis-1,2-Dichloroethylene	54		"	50.0		107	73-134				
cis-1,3-Dichloropropylene	50		"	50.0		99.7	77-128				
Dibromochloromethane	52		"	50.0		104	79-130				
Dibromomethane	54		"	50.0		108	78-128				
Dichlorodifluoromethane	40		"	50.0		80.5	38-139				
Hexachlorobutadiene	49		"	50.0		97.8	72-141				
Methylene chloride	49		"	50.0		97.9	56-142				
Tetrachloroethylene	72		"	50.0		143	78-133	High Bias			
trans-1,2-Dichloroethylene	47		"	50.0		94.1	59-145				
trans-1,3-Dichloropropylene	49		"	50.0		98.8	74-131				
Trichloroethylene	54		"	50.0		107	81-125				
Trichlorofluoromethane	40		"	50.0		79.4	61-144				
Vinyl Chloride	35		"	50.0		69.2	42-136				
Surrogate: 1,2-Dichloroethane-d4	*53.6*		*"*	*50.0*		*107*	*65-135*				
Surrogate: p-Bromofluorobenzene	*42.9*		*"*	*50.0*		*85.8*	*81-114*				
Surrogate: Toluene-d8	*50.0*		*"*	*50.0*		*100*	*86-118*				

Volatile Organic Compounds by GC/MS - Quality Control Data

York Analytical Laboratories, Inc.

Analyte	Result	Reporting Limit	Units	Spike Level	Source* Result	%REC	%REC Limits	Flag	RPD	RPD Limit	Flag
Batch BL40146 - EPA 5030B											
LCS Dup (BL40146-BSD1)							Prepared & Analyzed: 12/02/2014				
1,1,1,2-Tetrachloroethane	54		ug/L	50.0		108	70-132		7.13	30	
1,1,1-Trichloroethane	51		"	50.0		101	68-138		2.65	30	
1,1,2,2-Tetrachloroethane	49		"	50.0		98.1	73-132		3.34	30	
1,1,2-Trichloro-1,2,2-trifluoroethane (Freon 113)	37		"	50.0		74.1	67-136		2.46	30	
1,1,2-Trichloroethane	53		"	50.0		107	79-125		0.412	30	
1,1-Dichloroethane	49		"	50.0		98.4	78-128		2.87	30	
1,1-Dichloroethylene	38		"	50.0		75.8	68-134		5.47	30	
1,1-Dichloropropylene	51		"	50.0		103	74-130		1.35	30	
1,2,3-Trichlorobenzene	47		"	50.0		94.9	77-140		5.25	30	
1,2,3-Trichloropropane	50		"	50.0		100	79-127		0.160	30	
1,2,4-Trichlorobenzene	47		"	50.0		94.0	75-141		9.82	30	
1,2-Dibromo-3-chloropropane	53		"	50.0		106	60-150		3.42	30	
1,2-Dibromoethane	53		"	50.0		106	86-123		2.02	30	
1,2-Dichlorobenzene	51		"	50.0		102	79-125		4.05	30	
1,2-Dichloroethane	52		"	50.0		104	69-133		1.41	30	
1,2-Dichloropropane	54		"	50.0		108	76-124		0.0742	30	
1,3-Dichlorobenzene	46		"	50.0		92.2	81-124		3.87	30	
1,3-Dichloropropane	55		"	50.0		109	79-125		2.11	30	
1,4-Dichlorobenzene	48		"	50.0		96.0	82-124		2.17	30	
2,2-Dichloropropane	50		"	50.0		99.6	61-139		1.21	30	
2-Chlorotoluene	49		"	50.0		97.6	74-130		2.93	30	
4-Chlorotoluene	45		"	50.0		90.2	75-127		4.26	30	
Bromobenzene	45		"	50.0		89.8	74-129		1.75	30	
Bromochloromethane	54		"	50.0		107	69-134		3.06	30	
Bromodichloromethane	53		"	50.0		107	76-127		1.60	30	
Bromoform	51		"	50.0		102	77-137		2.15	30	
Bromomethane	32		"	50.0		63.2	50-156		1.41	30	
Carbon tetrachloride	52		"	50.0		104	62-145		1.53	30	
Chlorobenzene	51		"	50.0		101	85-119		0.0989	30	
Chloroethane	34		"	50.0		69.0	49-143		1.75	30	
Chloroform	52		"	50.0		104	74-131		4.34	30	
Chloromethane	39		"	50.0		77.3	43-134		13.2	30	
cis-1,2-Dichloroethylene	52		"	50.0		104	73-134		3.23	30	
cis-1,3-Dichloropropylene	52		"	50.0		103	77-128		3.68	30	
Dibromochloromethane	53		"	50.0		106	79-130		1.79	30	
Dibromomethane	54		"	50.0		109	78-128		0.295	30	
Dichlorodifluoromethane	38		"	50.0		76.1	38-139		5.65	30	
Hexachlorobutadiene	53		"	50.0		105	72-141		7.24	30	
Methylene chloride	49		"	50.0		97.3	56-142		0.615	30	
Tetrachloroethylene	51		"	50.0		103	78-133		32.7	30	Non-dir.
trans-1,2-Dichloroethylene	47		"	50.0		94.3	59-145		0.255	30	
trans-1,3-Dichloropropylene	51		"	50.0		102	74-131		3.33	30	
Trichloroethylene	52		"	50.0		103	81-125		3.91	30	
Trichlorofluoromethane	39		"	50.0		77.1	61-144		2.91	30	
Vinyl Chloride	34		"	50.0		67.4	42-136		2.66	30	
Surrogate: 1,2-Dichloroethane-d4	*51.6*		*"*	*50.0*		*103*	*65-135*				
Surrogate: p-Bromofluorobenzene	*42.3*		*"*	*50.0*		*84.6*	*81-114*				
Surrogate: Toluene-d8	*50.6*		*"*	*50.0*		*101*	*86-118*				

Volatile Organic Compounds by GC/MS - Quality Control Data

York Analytical Laboratories, Inc.

Analyte	Result	Reporting Limit	Units	Spike Level	Source* Result	%REC	%REC Limits	Flag	RPD	RPD Limit	Flag
Batch BL40180 - EPA 5030B											
Blank (BL40180-BLK1)								Prepared & Analyzed: 12/03/2014			
1,1,1,2-Tetrachloroethane	ND	5.0	ug/L								
1,1,1-Trichloroethane	ND	5.0	"								
1,1,2,2-Tetrachloroethane	ND	5.0	"								
1,1,2-Trichloro-1,2,2-trifluoroethane (Freon 113)	ND	5.0	"								
1,1,2-Trichloroethane	ND	5.0	"								
1,1-Dichloroethane	ND	5.0	"								
1,1-Dichloroethylene	ND	5.0	"								
1,1-Dichloropropylene	ND	5.0	"								
1,2,3-Trichlorobenzene	ND	5.0	"								
1,2,3-Trichloropropane	ND	5.0	"								
1,2,4-Trichlorobenzene	ND	5.0	"								
1,2-Dibromo-3-chloropropane	ND	5.0	"								
1,2-Dibromoethane	ND	5.0	"								
1,2-Dichlorobenzene	ND	5.0	"								
1,2-Dichloroethane	ND	5.0	"								
1,2-Dichloropropane	ND	5.0	"								
1,3-Dichlorobenzene	ND	5.0	"								
1,3-Dichloropropane	ND	5.0	"								
1,4-Dichlorobenzene	ND	5.0	"								
2,2-Dichloropropane	ND	5.0	"								
2-Chlorotoluene	ND	5.0	"								
4-Chlorotoluene	ND	5.0	"								
Bromobenzene	ND	5.0	"								
Bromochloromethane	ND	5.0	"								
Bromodichloromethane	ND	5.0	"								
Bromoform	ND	5.0	"								
Bromomethane	ND	5.0	"								
Carbon tetrachloride	ND	5.0	"								
Chlorobenzene	ND	5.0	"								
Chloroethane	ND	5.0	"								
Chloroform	ND	5.0	"								
Chloromethane	ND	5.0	"								
cis-1,2-Dichloroethylene	ND	5.0	"								
cis-1,3-Dichloropropylene	ND	5.0	"								
Dibromochloromethane	ND	5.0	"								
Dibromomethane	ND	5.0	"								
Dichlorodifluoromethane	ND	5.0	"								
Hexachlorobutadiene	ND	5.0	"								
Methylene chloride	4.1	10	"								
Tetrachloroethylene	ND	5.0	"								
trans-1,2-Dichloroethylene	ND	5.0	"								
trans-1,3-Dichloropropylene	ND	5.0	"								
Trichloroethylene	ND	5.0	"								
Trichlorofluoromethane	ND	5.0	"								
Vinyl Chloride	ND	5.0	"								
Surrogate: 1,2-Dichloroethane-d4	*47.6*		*"*	*50.0*		*95.2*	*65-135*				
Surrogate: p-Bromofluorobenzene	*46.1*		*"*	*50.0*		*92.2*	*81-114*				
Surrogate: Toluene-d8	*51.0*		*"*	*50.0*		*102*	*86-118*				

Volatile Organic Compounds by GC/MS - Quality Control Data

York Analytical Laboratories, Inc.

Analyte	Result	Reporting Limit	Units	Spike Level	Source* Result	%REC	%REC Limits	Flag	RPD	RPD Limit	Flag
Batch BL40180 - EPA 5030B											
LCS (BL40180-BS1)							Prepared & Analyzed: 12/03/2014				
1,1,1,2-Tetrachloroethane	50		ug/L	50.0		100	70-132				
1,1,1-Trichloroethane	50		"	50.0		100	68-138				
1,1,2,2-Tetrachloroethane	54		"	50.0		108	73-132				
1,1,2-Trichloro-1,2,2-trifluoroethane (Freon 113)	47		"	50.0		94.6	67-136				
1,1,2-Trichloroethane	51		"	50.0		103	79-125				
1,1-Dichloroethane	52		"	50.0		104	78-128				
1,1-Dichloroethylene	48		"	50.0		96.0	68-134				
1,1-Dichloropropylene	51		"	50.0		102	74-130				
1,2,3-Trichlorobenzene	46		"	50.0		92.2	77-140				
1,2,3-Trichloropropane	52		"	50.0		104	79-127				
1,2,4-Trichlorobenzene	45		"	50.0		91.0	75-141				
1,2-Dibromo-3-chloropropane	61		"	50.0		123	60-150				
1,2-Dibromoethane	50		"	50.0		100	86-123				
1,2-Dichlorobenzene	49		"	50.0		97.0	79-125				
1,2-Dichloroethane	52		"	50.0		104	69-133				
1,2-Dichloropropane	50		"	50.0		99.8	76-124				
1,3-Dichlorobenzene	49		"	50.0		98.9	81-124				
1,3-Dichloropropane	51		"	50.0		102	79-125				
1,4-Dichlorobenzene	49		"	50.0		98.2	82-124				
2,2-Dichloropropane	50		"	50.0		100	61-139				
2-Chlorotoluene	50		"	50.0		99.9	74-130				
4-Chlorotoluene	50		"	50.0		100	75-127				
Bromobenzene	51		"	50.0		101	74-129				
Bromochloromethane	52		"	50.0		103	69-134				
Bromodichloromethane	51		"	50.0		101	76-127				
Bromoform	51		"	50.0		103	77-137				
Bromomethane	48		"	50.0		95.2	50-156				
Carbon tetrachloride	50		"	50.0		100	62-145				
Chlorobenzene	50		"	50.0		100	85-119				
Chloroethane	54		"	50.0		108	49-143				
Chloroform	51		"	50.0		103	74-131				
Chloromethane	52		"	50.0		104	43-134				
cis-1,2-Dichloroethylene	44		"	50.0		87.9	73-134				
cis-1,3-Dichloropropylene	51		"	50.0		102	77-128				
Dibromochloromethane	51		"	50.0		101	79-130				
Dibromomethane	51		"	50.0		101	78-128				
Dichlorodifluoromethane	53		"	50.0		106	38-139				
Hexachlorobutadiene	47		"	50.0		93.6	72-141				
Methylene chloride	47		"	50.0		93.7	56-142				
Tetrachloroethylene	44		"	50.0		87.7	78-133				
trans-1,2-Dichloroethylene	51		"	50.0		101	59-145				
trans-1,3-Dichloropropylene	51		"	50.0		103	74-131				
Trichloroethylene	49		"	50.0		97.9	81-125				
Trichlorofluoromethane	48		"	50.0		96.7	61-144				
Vinyl Chloride	52		"	50.0		104	42-136				
Surrogate: 1,2-Dichloroethane-d4	*52.4*		*"*	*50.0*		*105*	*65-135*				
Surrogate: p-Bromofluorobenzene	*52.0*		*"*	*50.0*		*104*	*81-114*				
Surrogate: Toluene-d8	*50.9*		*"*	*50.0*		*102*	*86-118*				

Volatile Organic Compounds by GC/MS - Quality Control Data

York Analytical Laboratories, Inc.

Analyte	Result	Reporting Limit	Units	Spike Level	Source* Result	%REC	%REC Limits	Flag	RPD	RPD Limit	Flag
Batch BL40180 - EPA 5030B											
LCS Dup (BL40180-BSD1)							Prepared & Analyzed: 12/03/2014				
1,1,1,2-Tetrachloroethane	56		ug/L	50.0		112	70-132		11.2	30	
1,1,1-Trichloroethane	55		"	50.0		109	68-138		9.07	30	
1,1,2,2-Tetrachloroethane	58		"	50.0		117	73-132		7.27	30	
1,1,2-Trichloro-1,2,2-trifluoroethane (Freon 113)	52		"	50.0		104	67-136		9.54	30	
1,1,2-Trichloroethane	57		"	50.0		114	79-125		10.1	30	
1,1-Dichloroethane	56		"	50.0		113	78-128		8.40	30	
1,1-Dichloroethylene	54		"	50.0		108	68-134		12.0	30	
1,1-Dichloropropylene	55		"	50.0		111	74-130		8.57	30	
1,2,3-Trichlorobenzene	49		"	50.0		98.4	77-140		6.55	30	
1,2,3-Trichloropropane	57		"	50.0		114	79-127		9.59	30	
1,2,4-Trichlorobenzene	48		"	50.0		95.2	75-141		4.51	30	
1,2-Dibromo-3-chloropropane	60		"	50.0		121	60-150		1.86	30	
1,2-Dibromoethane	56		"	50.0		112	86-123		11.1	30	
1,2-Dichlorobenzene	55		"	50.0		110	79-125		12.2	30	
1,2-Dichloroethane	56		"	50.0		111	69-133		6.91	30	
1,2-Dichloropropane	56		"	50.0		112	76-124		11.4	30	
1,3-Dichlorobenzene	54		"	50.0		108	81-124		8.58	30	
1,3-Dichloropropane	56		"	50.0		111	79-125		8.54	30	
1,4-Dichlorobenzene	53		"	50.0		106	82-124		7.60	30	
2,2-Dichloropropane	55		"	50.0		110	61-139		9.34	30	
2-Chlorotoluene	54		"	50.0		108	74-130		8.19	30	
4-Chlorotoluene	54		"	50.0		107	75-127		6.75	30	
Bromobenzene	54		"	50.0		109	74-129		6.74	30	
Bromochloromethane	56		"	50.0		112	69-134		8.53	30	
Bromodichloromethane	57		"	50.0		115	76-127		12.2	30	
Bromoform	57		"	50.0		113	77-137		9.88	30	
Bromomethane	52		"	50.0		103	50-156		8.26	30	
Carbon tetrachloride	53		"	50.0		107	62-145		6.13	30	
Chlorobenzene	54		"	50.0		109	85-119		8.52	30	
Chloroethane	59		"	50.0		118	49-143		8.84	30	
Chloroform	56		"	50.0		112	74-131		8.48	30	
Chloromethane	57		"	50.0		113	43-134		8.59	30	
cis-1,2-Dichloroethylene	50		"	50.0		100	73-134		13.0	30	
cis-1,3-Dichloropropylene	58		"	50.0		115	77-128		12.6	30	
Dibromochloromethane	56		"	50.0		113	79-130		11.0	30	
Dibromomethane	59		"	50.0		118	78-128		15.2	30	
Dichlorodifluoromethane	55		"	50.0		110	38-139		3.59	30	
Hexachlorobutadiene	50		"	50.0		99.8	72-141		6.43	30	
Methylene chloride	53		"	50.0		105	56-142		11.5	30	
Tetrachloroethylene	47		"	50.0		93.5	78-133		6.47	30	
trans-1,2-Dichloroethylene	55		"	50.0		110	59-145		8.31	30	
trans-1,3-Dichloropropylene	56		"	50.0		111	74-131		7.86	30	
Trichloroethylene	54		"	50.0		108	81-125		9.63	30	
Trichlorofluoromethane	53		"	50.0		107	61-144		9.96	30	
Vinyl Chloride	57		"	50.0		114	42-136		9.14	30	
Surrogate: 1,2-Dichloroethane-d4	*48.5*		*"*	*50.0*		*97.0*	*65-135*				
Surrogate: p-Bromofluorobenzene	*49.8*		*"*	*50.0*		*99.7*	*81-114*				
Surrogate: Toluene-d8	*49.6*		*"*	*50.0*		*99.2*	*86-118*				

Gas Chromatography/Flame Ionization Detector - Quality Control Data

York Analytical Laboratories, Inc.

Analyte	Result	Reporting Limit	Units	Spike Level	Source* Result	%REC	%REC Limits	Flag	RPD	RPD Limit	Flag
Batch BL40164 - Preparation for GC Analysis											
Blank (BL40164-BLK1)									Prepared & Analyzed: 12/03/2014		
Methane	ND	10	ug/L								
Methane	ND	10	"								
Ethane	ND	10	"								
Ethylene (Ethene)	ND	10	"								

Metals by ICP - Quality Control Data

York Analytical Laboratories, Inc.

Analyte	Result	Reporting Limit	Units	Spike Level	Source* Result	%REC	%REC Limits	Flag	RPD	RPD Limit	Flag
Batch BL40168 - EPA 3010A											
Blank (BL40168-BLK1)								Prepared & Analyzed: 12/03/2014			
Arsenic	ND	0.00400	mg/L								
Barium	ND	0.0100	"								
Cadmium	ND	0.00300	"								
Chromium	ND	0.00500	"								
Copper	ND	0.00300	"								
Lead	ND	0.00300	"								
Selenium	ND	0.0100	"								
Reference (BL40168-SRM1)								Prepared & Analyzed: 12/03/2014			
Arsenic	0.391	0.00400	mg/L	0.438		89.2	83.3-116				
Barium	0.380	0.0100	"	0.365		104	84.9-115				
Cadmium	0.324	0.00300	"	0.334		97.1	85-115				
Chromium	0.776	0.00500	"	0.797		97.4	84.9-115				
Copper	0.178	0.00300	"	0.177		101	84.7-115				
Lead	1.44	0.00300	"	1.47		97.8	85-115				
Selenium	0.466	0.0100	"	0.521		89.4	85-115				

Anions by Ion Chromatography - Quality Control Data

York Analytical Laboratories, Inc.

Analyte	Result	Reporting Limit	Units	Spike Level	Source* Result	%REC	%REC Limits	Flag	RPD	RPD Limit	Flag
Batch BL40208 - EPA 300											
Blank (BL40208-BLK1)								Prepared & Analyzed: 12/02/2014			
Chloride	ND	0.500	mg/L								
LCS (BL40208-BS1)								Prepared & Analyzed: 12/02/2014			
Chloride	9.86	0.500	mg/L	10.0		98.6	85-115				
Reference (BL40208-SRM1)								Prepared & Analyzed: 12/02/2014			
Chloride	4.13		mg/L	3.99		104	90-110				

Wet Chemistry Parameters - Quality Control Data

York Analytical Laboratories, Inc.

Analyte	Result	Reporting Limit	Units	Spike Level	Source* Result	%REC	%REC Limits	Flag	RPD	RPD Limit	Flag
Batch BK41187 - Analysis Preparation											
Blank (BK41187-BLK1)								Prepared & Analyzed: 11/25/2014			
Chromium, Hexavalent	ND	0.0100	mg/L								
LCS (BK41187-BS1)								Prepared & Analyzed: 11/25/2014			
Chromium, Hexavalent	0.485	0.0100	mg/L	0.500		97.0	80-120				

Volatile Analysis Sample Containers

Lab ID	Client Sample ID	Volatile Sample Container
14K0872-01	EW-5	40mL Clear Vial (pre-pres.) HCl; Cool to 4° C
14K0872-02	EW-9	40mL Clear Vial (pre-pres.) HCl; Cool to 4° C
14K0872-03	EW-10	40mL Clear Vial (pre-pres.) HCl; Cool to 4° C
14K0872-04	EW-13	40mL Clear Vial (pre-pres.) HCl; Cool to 4° C
14K0872-05	EW-14	40mL Clear Vial (pre-pres.) HCl; Cool to 4° C
14K0872-06	EW-15	40mL Clear Vial (pre-pres.) HCl; Cool to 4° C
14K0872-07	EW-16	40mL Clear Vial (pre-pres.) HCl; Cool to 4° C
14K0872-08	EW-17	40mL Clear Vial (pre-pres.) HCl; Cool to 4° C
14K0872-09	MW-17S	40mL Clear Vial (pre-pres.) HCl; Cool to 4° C
14K0872-10	MW-17D	40mL Clear Vial (pre-pres.) HCl; Cool to 4° C

Notes and Definitions

QM-07	The spike recovery was outside acceptance limits for the MS and/or MSD. The batch was accepted based on acceptable LCS recovery.
QL-02	This LCS analyte is outside Laboratory Recovery limits due the analyte behavior using the referenced method. The reference method has certain limitations with respect to analytes of this nature.
J	Detected below the Reporting Limit but greater than or equal to the Method Detection Limit (MDL/LOD) or in the case of a TIC, the result is an estimated concentration.
B	Analyte is found in the associated analysis batch blank. For volatiles, methylene chloride and acetone are common lab contaminants. Data users should consider anything <10x the blank value as artifact.

---

*	Analyte is not certified or the state of the samples origination does not offer certification for the Analyte.
ND	NOT DETECTED - the analyte is not detected at the Reported to level (LOQ/RL or LOD/MDL)
RL	REPORTING LIMIT - the minimum reportable value based upon the lowest point in the analyte calibration curve.
LOQ	LIMIT OF QUANTITATION - the minimum concentration of a target analyte that can be reported within a specified degree of confidence. This is the lowest point in an analyte calibration curve that has been subjected to all steps of the processing/analysis and verified to meet defined criteria. This is based upon NELAC 2009 Standards and applies to all analyses.
LOD	LIMIT OF DETECTION - a verified estimate of the minimum concentration of a substance in a given matrix that an analytical process can reliably detect. This is based upon NELAC 2009 Standards and applies to all analyses conducted under the auspices of EPA SW-846.
MDL	METHOD DETECTION LIMIT - a statistically derived estimate of the minimum amount of a substance an analytical system can reliably detect with a 99% confidence that the concentration of the substance is greater than zero. This is based upon 40 CFR Part 136 Appendix B and applies only to EPA 600 and 200 series methods.
Reported to	This indicates that the data for a particular analysis is reported to either the LOD/MDL, or the LOQ/RL. In cases where the "Reported to" is located above the LOD/MDL, any value between this and the LOQ represents an estimated value which is "J" flagged accordingly. This applies to volatile and semi-volatile target compounds only.
NR	Not reported
RPD	Relative Percent Difference
Wet	The data has been reported on an as-received (wet weight) basis
Low Bias	Low Bias flag indicates that the recovery of the flagged analyte is below the laboratory or regulatory lower control limit. The data user should take note that this analyte may be biased low but should evaluate multiple lines of evidence including the LCS and site-specific MS/MSD data to draw bias conclusions. In cases where no site-specific MS/MSD was requested, only the LCS data can be used to evaluate such bias.
High Bias	High Bias flag indicates that the recovery of the flagged analyte is above the laboratory or regulatory upper control limit. The data user should take note that this analyte may be biased high but should evaluate multiple lines of evidence including the LCS and site-specific MS/MSD data to draw bias conclusions. In cases where no site-specific MS/MSD was requested, only the LCS data can be used to evaluate such bias.
Non-Dir.	Non-dir. flag (Non-Directional Bias) indicates that the Relative Percent Difference (RPD) (a measure of precision) among the MS and MSD data is outside the laboratory or regulatory control limit. This alerts the data user where the MS and MSD are from site-specific samples that the RPD is high due to either non-homogeneous distribution of target analyte between the MS/MSD or indicates poor reproducibility for other reasons.

If EPA SW-846 method 8270 is included herein it is noted that the target compound N-nitrosodiphenylamine (NDPA) decomposes in the gas chromatographic inlet and cannot be separated from diphenylamine (DPA). These results could actually represent 100% DPA, 100% NDPA or some combination of the two.
For this reason, York reports the combined result for n-nitrosodiphenylamine and diphenylamine for either of these compounds as a combined concentration as Diphenylamine.

If Total PCBs are detected and the target aroclors reported are "Not detected", the Total PCB value is reported due to the presence of either or both Aroclors 1262 and 1268 which are non-target aroclors for some regulatory lists.

2-chloroethylvinyl ether readily breaks down under acidic conditions. Samples that are acid preserved, including standards will exhibit breakdown. The data user should take note.

Certification for pH is no longer offered by NYDOH ELAP.

Semi-Volatile and Volatile analyses are reported down to the LOD/MDL, with values between the LOD/MDL and the LOQ being "J" flagged as estimated results.

YORK ANALYTICAL LABORATORIES
120 RESEARCH DR.
STRATFORD, CT 06615
(203) 325-1371
Fax (203) 357-0166

Field Chain-of-Custody Record

NOTE: York's Std. Terms & Conditions are listed on the back side of this document. This document serves as your written authorization to York to proceed with the analyses requested and your signature binds you to York's Std. Terms & Conditions.

York Project No. 14K0872

YOUR Information

Company: LBG, Inc
Address: 4 Research Dr, Suite 204, Shelton, CT 06484
Phone No: 203 925-8555
Contact Person: Kevin Deskins
E-Mail Address: kdeskins@lbgi.biz

Report To:

Company: Same
Address: ✓
Phone No:
Attention:
E-Mail Address:

Invoice To:

Company: Same
Address: ✓
Phone No:
Attention:
E-Mail Address:

YOUR Project ID

SNYDER

Purchase Order No.

Samples from: CT ___ NY X NJ ___

Turn-Around Time

- RUSH - Same Day
- RUSH - Next Day
- RUSH - Two Day
- RUSH - Three Day
- RUSH - Four Day
- Standard(5-7 Days) X

Report Type

- Summary Report
- Summary w/ QA Summary
- CT RCP Package X
- CTRCP DQA/DUE Pkg
- NY ASP A Package
- NY ASP B Package X (ASP)
- NJDEP Red. Deliv.

Electronic Data Deliverables (EDD)

- Simple Excel
- NYSDEC EQuIS X (EQ)
- EQuIS (std)
- EZ-EDD (EQuIS)
- NJDEP SRP HazSite EDD
- GIS/KEY (std)
- Other LBG
- York Regulatory Comparison
- Excel Spreadsheet

Print Clearly and Legibly. All Information must be complete. Samples will NOT be logged in and the turn-around time clock will not begin until any questions by York are resolved.

Volatiles		Semi-Vols.	Pest/PCB/Herb	Metals	Misc. Org.	Full Lists	Misc.
8260 full	TICs	8270 or 625	8082PCB	RCRAS	TPH GRO	Pri Poll	Corrosivity
624	Site Spec	STARS list	8081Pest	PP13 list	TPH DRO	TCL Organics	Reactivity
STARS list	Nassau Co.	BN Only	8151Herb	TAL	CT ETPH	TAL Metals	Ignitability
BTEX	Suffolk Co.	Acids Only	CT RCP	CT15 list	NY 310-13	Full TCLP	Flash Point
MTBE	Ketones	PAH list	App. IX	TAGM list	TPH 1664	Full App IX	Sieve Anal.
TCL list	Oxygenates	TAGM list	Site Spec	NJDEP list	Air TO14A	Part 360 Rules	Hexavalent
TAGM list	TCLP list	CT RCP list	SPLP or TCLP	Total	Air TO15	Part 360 Inactive	TOX
CT RCP list	524.2	TCL list	TCLP Pest	Dissolved	Air STARS	Part 360 Closure	BTU/lb
Aromatics only	502.2	NJDEP list	TCLP Herb	SPLP or TCLP	Air VPH	Part 360 Closure	Aquatic Tox.
Halogens only	NJDEP list	App. IX	Herbicides	Indv. Metals	Air PAH	NYDEP Sol	TOC
App IX list	SPLP or TCLP	TCLP BNA	Only Pest	TCLP Rules	Mutagen	NYSDEC Cover	Asbestos
8021B list		SPLP or TCLP	1668 PCB		Odours	TAGM	Silica

Matrix Codes	
S	soil
Other	specify (oil, etc.)
WW	wastewater
GW	groundwater
DW	drinking water
Air-A	ambient air
Air-SV	soil vapor

Samples Collected/Authorized By (Signature): [signature]

Name (printed): Chris Cirelli | Evan Fair

Sample Identification	Date/Time Sampled	Sample Matrix	Choose Analyses Needed from the Menu Above and Enter Below	Container Description(s)
EW-5	11/24/14 11:00	GW	HNO3, metals, ~~cyanide, chlorides~~	3 x 500 HCl, 3 x 500 HNO3
EW-9	11:23		HNO3	500 HCl
EW-12	12:21		HNO3, metals, cyanide, chloride	3 x 500 HCl, 3 x 500 HNO3
EW-13	10:12		HNO3	3 x 500 HCl
EW-14	12:44		HNO3	↓
EW-15	12:55		HNO3	
EW-16	11:24		HNO3	
EW-17	12:56		HNO3	
MW-172	14:51		Pb, Se, Cyanide; HNO3, metals, ~~cyanide, chloride~~, As, Be, Cd, Cr, Hex Cr, Cu	1 x 250 HNO3, 2 x 500 [illegible], 3 x 500 HCl, 3 x 500 HNO3
MW-170	15:13		Pb, Se, Cyanide; HNO3, metals, ~~cyanide, chloride~~, As, Be, Cd, Cr, Hex Cr, Cu	↓

Comments: All Samples preserved with Sulfuric Preservative

Preservation (Check those Applicable): 4C X, Frozen ___, HCl X, MeOH ___, HNO3 X, H2SO4 ___, NaOH ___, ZnAc ___, Ascorbic Acid ___, Other X

Special Instructions:

Samples Relinquished By: [signature] — Date/Time: 11/24/14 16:40

Samples Received By: [signature] — Date/Time: ~~11/24/14 16:40~~

Samples Relinquished By: ___ — Date/Time: ___

Samples Received at LAB By: [signature] — Date/Time: 11/24/14 [illegible]

Temperature on Receipt: 4.3 C

Technical Report

prepared for:

Leggette Brashears & Graham Shelton Office
4 Research Drive, Suite 204
Shelton CT, 06484
Attention: Karen Destefanis

Report Date: 12/05/2014
Client Project ID: SNYGEN
York Project (SDG) No.: 14K0920

Report Date: 12/05/2014
Client Project ID: SNYGEN
York Project (SDG) No.: 14K0920

Leggette Brashears & Graham Shelton Office
4 Research Drive, Suite 204
Shelton CT, 06484
Attention: Karen Destefanis

Purpose and Results

This report contains the analytical data for the sample(s) identified on the attached chain-of-custody received in our laboratory on November 25, 2014 and listed below. The project was identified as your project: **SNYGEN**.

The analyses were conducted utilizing appropriate EPA, Standard Methods, and ASTM methods as detailed in the data summary tables.

All samples were received in proper condition meeting the customary acceptance requirements for environmental samples except those indicated under the Notes section of this report.

All analyses met the method and laboratory standard operating procedure requirements except as indicated by any data flags, the meaning of which are explained in the attachment to this report, and case narrative if applicable.

The results of the analyses, which are all reported on dry weight basis (soils) unless otherwise noted, are detailed in the following pages.

Please contact Client Services at 203.325.1371 with any questions regarding this report.

York Sample ID	Client Sample ID	Matrix	Date Collected	Date Received
14K0920-01	EW-6	Water	11/25/2014	11/25/2014
14K0920-02	EW-7	Water	11/25/2014	11/25/2014
14K0920-03	EW-8	Water	11/25/2014	11/25/2014
14K0920-04	EW-11	Water	11/25/2014	11/25/2014
14K0920-05	EW-12	Water	11/25/2014	11/25/2014
14K0920-06	MW-12	Water	11/25/2014	11/25/2014
14K0920-07	MW-15S	Water	11/25/2014	11/25/2014
14K0920-08	MW-16S	Water	11/25/2014	11/25/2014
14K0920-09	MW-20	Water	11/25/2014	11/25/2014
14K0920-10	MW-21	Water	11/25/2014	11/25/2014
14K0920-11	MW-22	Water	11/25/2014	11/25/2014
14K0920-12	Duplicate	Water	11/25/2014	11/25/2014
14K0920-13	FB	Water	11/25/2014	11/25/2014
14K0920-14	TB	Water	11/25/2014	11/25/2014

General Notes for York Project (SDG) No.: 14K0920

1. The RLs and MDLs (Reporting Limit and Method Detection Limit respectively) reported are adjusted for any dilution necessary due to the levels of target and/or non-target analytes and matrix interference. The RL(REPORTING LIMIT) is based upon the lowest standard utilized for the calibration where applicable.
2. Samples are retained for a period of thirty days after submittal of report, unless other arrangements are made.
3. York's liability for the above data is limited to the dollar value paid to York for the referenced project.
4. This report shall not be reproduced without the written approval of York Analytical Laboratories, Inc.
5. All samples were received in proper condition for analysis with proper documentation, unless otherwise noted.
6. All analyses conducted met method or Laboratory SOP requirements. See the Qualifiers and/or Narrative sections for further information.
7. It is noted that no analyses reported herein were subcontracted to another laboratory, unless noted in the report.
8. This report reflects results that relate only to the samples submitted on the attached chain-of-custody form(s) received by York.

Approved By: **Date:** 12/05/2014

Benjamin Gulizia
Laboratory Director

Sample Information

Client Sample ID: **EW-6** **York Sample ID:** **14K0920-01**

York Project (SDG) No.	Client Project ID	Matrix	Collection Date/Time	Date Received
14K0920	SNYGEN	Water	November 25, 2014 12:03 pm	11/25/2014

Volatile Organics, 8260 Halogenated List

Log-in Notes: **Sample Notes:**

Sample Prepared by Method: EPA 5030B

CAS No.	Parameter	Result	Flag	Units	Reported to LOD/MDL	LOQ	Dilution	Reference Method	Date/Time Prepared	Date/Time Analyzed	Analyst
630-20-6	1,1,1,2-Tetrachloroethane	ND		ug/L	2.5	5.0	1	EPA 8260C	12/03/2014 16:27	12/04/2014 04:28	SS
71-55-6	**1,1,1-Trichloroethane**	**500**		ug/L	50	100	20	EPA 8260C	12/03/2014 16:27	12/04/2014 15:15	SS
79-34-5	1,1,2,2-Tetrachloroethane	ND		ug/L	2.5	5.0	1	EPA 8260C	12/03/2014 16:27	12/04/2014 04:28	SS
76-13-1	**1,1,2-Trichloro-1,2,2-trifluoroethane (Freon 113)**	**13**		ug/L	2.5	5.0	1	EPA 8260C	12/03/2014 16:27	12/04/2014 04:28	SS
79-00-5	1,1,2-Trichloroethane	ND		ug/L	2.5	5.0	1	EPA 8260C	12/03/2014 16:27	12/04/2014 04:28	SS
75-34-3	1,1-Dichloroethane	ND		ug/L	2.5	5.0	1	EPA 8260C	12/03/2014 16:27	12/04/2014 04:28	SS
75-35-4	1,1-Dichloroethylene	ND		ug/L	2.5	5.0	1	EPA 8260C	12/03/2014 16:27	12/04/2014 04:28	SS
563-58-6	1,1-Dichloropropylene	ND		ug/L	2.5	5.0	1	EPA 8260C	12/03/2014 16:27	12/04/2014 04:28	SS
87-61-6	1,2,3-Trichlorobenzene	ND		ug/L	2.5	5.0	1	EPA 8260C	12/03/2014 16:27	12/04/2014 04:28	SS
96-18-4	1,2,3-Trichloropropane	ND		ug/L	2.5	5.0	1	EPA 8260C	12/03/2014 16:27	12/04/2014 04:28	SS
120-82-1	1,2,4-Trichlorobenzene	ND		ug/L	2.5	5.0	1	EPA 8260C	12/03/2014 16:27	12/04/2014 04:28	SS
96-12-8	1,2-Dibromo-3-chloropropane	ND		ug/L	2.5	5.0	1	EPA 8260C	12/03/2014 16:27	12/04/2014 04:28	SS
106-93-4	1,2-Dibromoethane	ND		ug/L	2.5	5.0	1	EPA 8260C	12/03/2014 16:27	12/04/2014 04:28	SS
95-50-1	1,2-Dichlorobenzene	ND		ug/L	2.5	5.0	1	EPA 8260C	12/03/2014 16:27	12/04/2014 04:28	SS
107-06-2	1,2-Dichloroethane	ND		ug/L	2.5	5.0	1	EPA 8260C	12/03/2014 16:27	12/04/2014 04:28	SS
78-87-5	1,2-Dichloropropane	ND		ug/L	2.5	5.0	1	EPA 8260C	12/03/2014 16:27	12/04/2014 04:28	SS
541-73-1	1,3-Dichlorobenzene	ND		ug/L	2.5	5.0	1	EPA 8260C	12/03/2014 16:27	12/04/2014 04:28	SS
142-28-9	1,3-Dichloropropane	ND		ug/L	2.5	5.0	1	EPA 8260C	12/03/2014 16:27	12/04/2014 04:28	SS
106-46-7	1,4-Dichlorobenzene	ND		ug/L	2.5	5.0	1	EPA 8260C	12/03/2014 16:27	12/04/2014 04:28	SS
594-20-7	2,2-Dichloropropane	ND		ug/L	2.5	5.0	1	EPA 8260C	12/03/2014 16:27	12/04/2014 04:28	SS
95-49-8	2-Chlorotoluene	ND		ug/L	2.5	5.0	1	EPA 8260C	12/03/2014 16:27	12/04/2014 04:28	SS
106-43-4	4-Chlorotoluene	ND		ug/L	2.5	5.0	1	EPA 8260C	12/03/2014 16:27	12/04/2014 04:28	SS
108-86-1	Bromobenzene	ND		ug/L	2.5	5.0	1	EPA 8260C	12/03/2014 16:27	12/04/2014 04:28	SS
74-97-5	Bromochloromethane	ND		ug/L	2.5	5.0	1	EPA 8260C	12/03/2014 16:27	12/04/2014 04:28	SS
75-27-4	Bromodichloromethane	ND		ug/L	2.5	5.0	1	EPA 8260C	12/03/2014 16:27	12/04/2014 04:28	SS
75-25-2	Bromoform	ND		ug/L	2.5	5.0	1	EPA 8260C	12/03/2014 16:27	12/04/2014 04:28	SS
74-83-9	Bromomethane	ND		ug/L	2.5	5.0	1	EPA 8260C	12/03/2014 16:27	12/04/2014 04:28	SS
56-23-5	**Carbon tetrachloride**	**1400**		ug/L	50	100	20	EPA 8260C	12/03/2014 16:27	12/04/2014 15:15	SS
108-90-7	Chlorobenzene	ND		ug/L	2.5	5.0	1	EPA 8260C	12/03/2014 16:27	12/04/2014 04:28	SS
75-00-3	Chloroethane	ND		ug/L	2.5	5.0	1	EPA 8260C	12/03/2014 16:27	12/04/2014 04:28	SS
67-66-3	**Chloroform**	**23**		ug/L	2.5	5.0	1	EPA 8260C	12/03/2014 16:27	12/04/2014 04:28	SS
74-87-3	Chloromethane	ND		ug/L	2.5	5.0	1	EPA 8260C	12/03/2014 16:27	12/04/2014 04:28	SS
156-59-2	cis-1,2-Dichloroethylene	ND		ug/L	2.5	5.0	1	EPA 8260C	12/03/2014 16:27	12/04/2014 04:28	SS
10061-01-5	cis-1,3-Dichloropropylene	ND		ug/L	2.5	5.0	1	EPA 8260C	12/03/2014 16:27	12/04/2014 04:28	SS

Sample Information

Client Sample ID: **EW-6** **York Sample ID:** **14K0920-01**

York Project (SDG) No.	Client Project ID	Matrix	Collection Date/Time	Date Received
14K0920	SNYGEN	Water	November 25, 2014 12:03 pm	11/25/2014

Volatile Organics, 8260 Halogenated List

Log-in Notes: **Sample Notes:**

Sample Prepared by Method: EPA 5030B

CAS No.	Parameter	Result	Flag	Units	Reported to LOD/MDL	LOQ	Dilution	Reference Method	Date/Time Prepared	Date/Time Analyzed	Analyst
124-48-1	Dibromochloromethane	ND		ug/L	2.5	5.0	1	EPA 8260C	12/03/2014 16:27	12/04/2014 04:28	SS
74-95-3	Dibromomethane	ND		ug/L	2.5	5.0	1	EPA 8260C	12/03/2014 16:27	12/04/2014 04:28	SS
75-71-8	Dichlorodifluoromethane	ND		ug/L	2.5	5.0	1	EPA 8260C	12/03/2014 16:27	12/04/2014 04:28	SS
87-68-3	Hexachlorobutadiene	ND		ug/L	2.5	5.0	1	EPA 8260C	12/03/2014 16:27	12/04/2014 04:28	SS
75-09-2	**Methylene chloride**	**6.0**	J, B	ug/L	2.5	10	1	EPA 8260C	12/03/2014 16:27	12/04/2014 04:28	SS
127-18-4	Tetrachloroethylene	ND		ug/L	2.5	5.0	1	EPA 8260C	12/03/2014 16:27	12/04/2014 04:28	SS
156-60-5	trans-1,2-Dichloroethylene	ND		ug/L	2.5	5.0	1	EPA 8260C	12/03/2014 16:27	12/04/2014 04:28	SS
10061-02-6	trans-1,3-Dichloropropylene	ND		ug/L	2.5	5.0	1	EPA 8260C	12/03/2014 16:27	12/04/2014 04:28	SS
79-01-6	Trichloroethylene	ND		ug/L	2.5	5.0	1	EPA 8260C	12/03/2014 16:27	12/04/2014 04:28	SS
75-69-4	Trichlorofluoromethane	ND		ug/L	2.5	5.0	1	EPA 8260C	12/03/2014 16:27	12/04/2014 04:28	SS
75-01-4	Vinyl Chloride	ND		ug/L	2.5	5.0	1	EPA 8260C	12/03/2014 16:27	12/04/2014 04:28	SS

	Surrogate Recoveries	Result	Acceptance Range
17060-07-0	*Surrogate: 1,2-Dichloroethane-d4*	*89.6 %*	*65-135*
460-00-4	*Surrogate: p-Bromofluorobenzene*	*93.4 %*	*81-114*
2037-26-5	*Surrogate: Toluene-d8*	*105 %*	*86-118*

Methane

Log-in Notes: **Sample Notes:**

Sample Prepared by Method: Preparation for GC Analysis

CAS No.	Parameter	Result	Flag	Units	LOD/MDL	Reported to LOQ	Dilution	Reference Method	Date/Time Prepared	Date/Time Analyzed	Analyst
74-82-8	* Methane	ND		ug/L	10	10	1	GC/Headspace	12/03/2014 08:12	12/03/2014 16:34	JW

Sample Information

Client Sample ID: **EW-7** **York Sample ID:** **14K0920-02**

York Project (SDG) No.	Client Project ID	Matrix	Collection Date/Time	Date Received
14K0920	SNYGEN	Water	November 25, 2014 12:54 pm	11/25/2014

Volatile Organics, 8260 Halogenated List

Log-in Notes: **Sample Notes:**

Sample Prepared by Method: EPA 5030B

CAS No.	Parameter	Result	Flag	Units	Reported to LOD/MDL	LOQ	Dilution	Reference Method	Date/Time Prepared	Date/Time Analyzed	Analyst
630-20-6	1,1,1,2-Tetrachloroethane	ND		ug/L	2.5	5.0	1	EPA 8260C	12/03/2014 16:27	12/04/2014 05:32	SS
71-55-6	**1,1,1-Trichloroethane**	**150**		ug/L	2.5	5.0	1	EPA 8260C	12/03/2014 16:27	12/04/2014 05:32	SS
79-34-5	1,1,2,2-Tetrachloroethane	ND		ug/L	2.5	5.0	1	EPA 8260C	12/03/2014 16:27	12/04/2014 05:32	SS

Sample Information

Client Sample ID: **EW-7** **York Sample ID:** **14K0920-02**

York Project (SDG) No.	Client Project ID	Matrix	Collection Date/Time	Date Received
14K0920	SNYGEN	Water	November 25, 2014 12:54 pm	11/25/2014

Volatile Organics, 8260 Halogenated List **Log-in Notes:** **Sample Notes:**

Sample Prepared by Method: EPA 5030B

CAS No.	Parameter	Result	Flag	Units	Reported to LOD/MDL	LOQ	Dilution	Reference Method	Date/Time Prepared	Date/Time Analyzed	Analyst
76-13-1	**1,1,2-Trichloro-1,2,2-trifluoroethane (Freon 113)**	**6.7**		ug/L	2.5	5.0	1	EPA 8260C	12/03/2014 16:27	12/04/2014 05:32	SS
79-00-5	1,1,2-Trichloroethane	ND		ug/L	2.5	5.0	1	EPA 8260C	12/03/2014 16:27	12/04/2014 05:32	SS
75-34-3	1,1-Dichloroethane	ND		ug/L	2.5	5.0	1	EPA 8260C	12/03/2014 16:27	12/04/2014 05:32	SS
75-35-4	1,1-Dichloroethylene	ND		ug/L	2.5	5.0	1	EPA 8260C	12/03/2014 16:27	12/04/2014 05:32	SS
563-58-6	1,1-Dichloropropylene	ND		ug/L	2.5	5.0	1	EPA 8260C	12/03/2014 16:27	12/04/2014 05:32	SS
87-61-6	1,2,3-Trichlorobenzene	ND		ug/L	2.5	5.0	1	EPA 8260C	12/03/2014 16:27	12/04/2014 05:32	SS
96-18-4	1,2,3-Trichloropropane	ND		ug/L	2.5	5.0	1	EPA 8260C	12/03/2014 16:27	12/04/2014 05:32	SS
120-82-1	1,2,4-Trichlorobenzene	ND		ug/L	2.5	5.0	1	EPA 8260C	12/03/2014 16:27	12/04/2014 05:32	SS
96-12-8	1,2-Dibromo-3-chloropropane	ND		ug/L	2.5	5.0	1	EPA 8260C	12/03/2014 16:27	12/04/2014 05:32	SS
106-93-4	1,2-Dibromoethane	ND		ug/L	2.5	5.0	1	EPA 8260C	12/03/2014 16:27	12/04/2014 05:32	SS
95-50-1	1,2-Dichlorobenzene	ND		ug/L	2.5	5.0	1	EPA 8260C	12/03/2014 16:27	12/04/2014 05:32	SS
107-06-2	1,2-Dichloroethane	ND		ug/L	2.5	5.0	1	EPA 8260C	12/03/2014 16:27	12/04/2014 05:32	SS
78-87-5	1,2-Dichloropropane	ND		ug/L	2.5	5.0	1	EPA 8260C	12/03/2014 16:27	12/04/2014 05:32	SS
541-73-1	1,3-Dichlorobenzene	ND		ug/L	2.5	5.0	1	EPA 8260C	12/03/2014 16:27	12/04/2014 05:32	SS
142-28-9	1,3-Dichloropropane	ND		ug/L	2.5	5.0	1	EPA 8260C	12/03/2014 16:27	12/04/2014 05:32	SS
106-46-7	1,4-Dichlorobenzene	ND		ug/L	2.5	5.0	1	EPA 8260C	12/03/2014 16:27	12/04/2014 05:32	SS
594-20-7	2,2-Dichloropropane	ND		ug/L	2.5	5.0	1	EPA 8260C	12/03/2014 16:27	12/04/2014 05:32	SS
95-49-8	2-Chlorotoluene	ND		ug/L	2.5	5.0	1	EPA 8260C	12/03/2014 16:27	12/04/2014 05:32	SS
106-43-4	4-Chlorotoluene	ND		ug/L	2.5	5.0	1	EPA 8260C	12/03/2014 16:27	12/04/2014 05:32	SS
108-86-1	Bromobenzene	ND		ug/L	2.5	5.0	1	EPA 8260C	12/03/2014 16:27	12/04/2014 05:32	SS
74-97-5	Bromochloromethane	ND		ug/L	2.5	5.0	1	EPA 8260C	12/03/2014 16:27	12/04/2014 05:32	SS
75-27-4	Bromodichloromethane	ND		ug/L	2.5	5.0	1	EPA 8260C	12/03/2014 16:27	12/04/2014 05:32	SS
75-25-2	Bromoform	ND		ug/L	2.5	5.0	1	EPA 8260C	12/03/2014 16:27	12/04/2014 05:32	SS
74-83-9	Bromomethane	ND		ug/L	2.5	5.0	1	EPA 8260C	12/03/2014 16:27	12/04/2014 05:32	SS
56-23-5	**Carbon tetrachloride**	**400**		ug/L	25	50	10	EPA 8260C	12/03/2014 16:27	12/04/2014 15:51	SS
108-90-7	Chlorobenzene	ND		ug/L	2.5	5.0	1	EPA 8260C	12/03/2014 16:27	12/04/2014 05:32	SS
75-00-3	Chloroethane	ND		ug/L	2.5	5.0	1	EPA 8260C	12/03/2014 16:27	12/04/2014 05:32	SS
67-66-3	**Chloroform**	**13**		ug/L	2.5	5.0	1	EPA 8260C	12/03/2014 16:27	12/04/2014 05:32	SS
74-87-3	Chloromethane	ND		ug/L	2.5	5.0	1	EPA 8260C	12/03/2014 16:27	12/04/2014 05:32	SS
156-59-2	cis-1,2-Dichloroethylene	ND		ug/L	2.5	5.0	1	EPA 8260C	12/03/2014 16:27	12/04/2014 05:32	SS
10061-01-5	cis-1,3-Dichloropropylene	ND		ug/L	2.5	5.0	1	EPA 8260C	12/03/2014 16:27	12/04/2014 05:32	SS
124-48-1	Dibromochloromethane	ND		ug/L	2.5	5.0	1	EPA 8260C	12/03/2014 16:27	12/04/2014 05:32	SS
74-95-3	Dibromomethane	ND		ug/L	2.5	5.0	1	EPA 8260C	12/03/2014 16:27	12/04/2014 05:32	SS
75-71-8	Dichlorodifluoromethane	ND		ug/L	2.5	5.0	1	EPA 8260C	12/03/2014 16:27	12/04/2014 05:32	SS
87-68-3	Hexachlorobutadiene	ND		ug/L	2.5	5.0	1	EPA 8260C	12/03/2014 16:27	12/04/2014 05:32	SS
75-09-2	**Methylene chloride**	**5.9**	J, B	ug/L	2.5	10	1	EPA 8260C	12/03/2014 16:27	12/04/2014 05:32	SS

Sample Information

Client Sample ID: **EW-7** **York Sample ID:** **14K0920-02**

York Project (SDG) No.	Client Project ID	Matrix	Collection Date/Time	Date Received
14K0920	SNYGEN	Water	November 25, 2014 12:54 pm	11/25/2014

Volatile Organics, 8260 Halogenated List

Log-in Notes: **Sample Notes:**

Sample Prepared by Method: EPA 5030B

CAS No.	Parameter	Result	Flag	Units	Reported to LOD/MDL	LOQ	Dilution	Reference Method	Date/Time Prepared	Date/Time Analyzed	Analyst
127-18-4	Tetrachloroethylene	ND		ug/L	2.5	5.0	1	EPA 8260C	12/03/2014 16:27	12/04/2014 05:32	SS
156-60-5	trans-1,2-Dichloroethylene	ND		ug/L	2.5	5.0	1	EPA 8260C	12/03/2014 16:27	12/04/2014 05:32	SS
10061-02-6	trans-1,3-Dichloropropylene	ND		ug/L	2.5	5.0	1	EPA 8260C	12/03/2014 16:27	12/04/2014 05:32	SS
79-01-6	Trichloroethylene	ND		ug/L	2.5	5.0	1	EPA 8260C	12/03/2014 16:27	12/04/2014 05:32	SS
75-69-4	Trichlorofluoromethane	ND		ug/L	2.5	5.0	1	EPA 8260C	12/03/2014 16:27	12/04/2014 05:32	SS
75-01-4	Vinyl Chloride	ND		ug/L	2.5	5.0	1	EPA 8260C	12/03/2014 16:27	12/04/2014 05:32	SS

	Surrogate Recoveries	Result	Acceptance Range
17060-07-0	*Surrogate: 1,2-Dichloroethane-d4*	*87.9 %*	*65-135*
460-00-4	*Surrogate: p-Bromofluorobenzene*	*92.5 %*	*81-114*
2037-26-5	*Surrogate: Toluene-d8*	*107 %*	*86-118*

Methane

Log-in Notes: **Sample Notes:**

Sample Prepared by Method: Preparation for GC Analysis

CAS No.	Parameter	Result	Flag	Units	LOD/MDL	Reported to LOQ	Dilution	Reference Method	Date/Time Prepared	Date/Time Analyzed	Analyst
74-82-8	* Methane	ND		ug/L	10	10	1	GC/Headspace	12/03/2014 08:12	12/03/2014 16:34	JW

Sample Information

Client Sample ID: **EW-8** **York Sample ID:** **14K0920-03**

York Project (SDG) No.	Client Project ID	Matrix	Collection Date/Time	Date Received
14K0920	SNYGEN	Water	November 25, 2014 11:34 am	11/25/2014

Volatile Organics, 8260 Halogenated List

Log-in Notes: **Sample Notes:**

Sample Prepared by Method: EPA 5030B

CAS No.	Parameter	Result	Flag	Units	Reported to LOD/MDL	LOQ	Dilution	Reference Method	Date/Time Prepared	Date/Time Analyzed	Analyst
630-20-6	1,1,1,2-Tetrachloroethane	ND		ug/L	2.5	5.0	1	EPA 8260C	12/03/2014 16:27	12/04/2014 06:31	SS
71-55-6	**1,1,1-Trichloroethane**	**84**		ug/L	2.5	5.0	1	EPA 8260C	12/03/2014 16:27	12/04/2014 06:31	SS
79-34-5	1,1,2,2-Tetrachloroethane	ND		ug/L	2.5	5.0	1	EPA 8260C	12/03/2014 16:27	12/04/2014 06:31	SS
76-13-1	**1,1,2-Trichloro-1,2,2-trifluoroethane (Freon 113)**	**4.0**	J	ug/L	2.5	5.0	1	EPA 8260C	12/03/2014 16:27	12/04/2014 06:31	SS
79-00-5	1,1,2-Trichloroethane	ND		ug/L	2.5	5.0	1	EPA 8260C	12/03/2014 16:27	12/04/2014 06:31	SS
75-34-3	1,1-Dichloroethane	ND		ug/L	2.5	5.0	1	EPA 8260C	12/03/2014 16:27	12/04/2014 06:31	SS
75-35-4	**1,1-Dichloroethylene**	**9.3**		ug/L	2.5	5.0	1	EPA 8260C	12/03/2014 16:27	12/04/2014 06:31	SS
563-58-6	1,1-Dichloropropylene	ND		ug/L	2.5	5.0	1	EPA 8260C	12/03/2014 16:27	12/04/2014 06:31	SS

Sample Information

Client Sample ID: **EW-8** **York Sample ID:** **14K0920-03**

York Project (SDG) No.	Client Project ID	Matrix	Collection Date/Time	Date Received
14K0920	SNYGEN	Water	November 25, 2014 11:34 am	11/25/2014

Volatile Organics, 8260 Halogenated List

Log-in Notes: **Sample Notes:**

Sample Prepared by Method: EPA 5030B

CAS No.	Parameter	Result	Flag	Units	Reported to LOD/MDL	LOQ	Dilution	Reference Method	Date/Time Prepared	Date/Time Analyzed	Analyst
87-61-6	1,2,3-Trichlorobenzene	ND		ug/L	2.5	5.0	1	EPA 8260C	12/03/2014 16:27	12/04/2014 06:31	SS
96-18-4	1,2,3-Trichloropropane	ND		ug/L	2.5	5.0	1	EPA 8260C	12/03/2014 16:27	12/04/2014 06:31	SS
120-82-1	1,2,4-Trichlorobenzene	ND		ug/L	2.5	5.0	1	EPA 8260C	12/03/2014 16:27	12/04/2014 06:31	SS
96-12-8	1,2-Dibromo-3-chloropropane	ND		ug/L	2.5	5.0	1	EPA 8260C	12/03/2014 16:27	12/04/2014 06:31	SS
106-93-4	1,2-Dibromoethane	ND		ug/L	2.5	5.0	1	EPA 8260C	12/03/2014 16:27	12/04/2014 06:31	SS
95-50-1	1,2-Dichlorobenzene	ND		ug/L	2.5	5.0	1	EPA 8260C	12/03/2014 16:27	12/04/2014 06:31	SS
107-06-2	1,2-Dichloroethane	ND		ug/L	2.5	5.0	1	EPA 8260C	12/03/2014 16:27	12/04/2014 06:31	SS
78-87-5	1,2-Dichloropropane	ND		ug/L	2.5	5.0	1	EPA 8260C	12/03/2014 16:27	12/04/2014 06:31	SS
541-73-1	1,3-Dichlorobenzene	ND		ug/L	2.5	5.0	1	EPA 8260C	12/03/2014 16:27	12/04/2014 06:31	SS
142-28-9	1,3-Dichloropropane	ND		ug/L	2.5	5.0	1	EPA 8260C	12/03/2014 16:27	12/04/2014 06:31	SS
106-46-7	1,4-Dichlorobenzene	ND		ug/L	2.5	5.0	1	EPA 8260C	12/03/2014 16:27	12/04/2014 06:31	SS
594-20-7	2,2-Dichloropropane	ND		ug/L	2.5	5.0	1	EPA 8260C	12/03/2014 16:27	12/04/2014 06:31	SS
95-49-8	2-Chlorotoluene	ND		ug/L	2.5	5.0	1	EPA 8260C	12/03/2014 16:27	12/04/2014 06:31	SS
106-43-4	4-Chlorotoluene	ND		ug/L	2.5	5.0	1	EPA 8260C	12/03/2014 16:27	12/04/2014 06:31	SS
108-86-1	Bromobenzene	ND		ug/L	2.5	5.0	1	EPA 8260C	12/03/2014 16:27	12/04/2014 06:31	SS
74-97-5	Bromochloromethane	ND		ug/L	2.5	5.0	1	EPA 8260C	12/03/2014 16:27	12/04/2014 06:31	SS
75-27-4	Bromodichloromethane	ND		ug/L	2.5	5.0	1	EPA 8260C	12/03/2014 16:27	12/04/2014 06:31	SS
75-25-2	Bromoform	ND		ug/L	2.5	5.0	1	EPA 8260C	12/03/2014 16:27	12/04/2014 06:31	SS
74-83-9	Bromomethane	ND		ug/L	2.5	5.0	1	EPA 8260C	12/03/2014 16:27	12/04/2014 06:31	SS
56-23-5	**Carbon tetrachloride**	**350**		ug/L	62	120	25	EPA 8260C	12/03/2014 16:27	12/04/2014 16:26	SS
108-90-7	Chlorobenzene	ND		ug/L	2.5	5.0	1	EPA 8260C	12/03/2014 16:27	12/04/2014 06:31	SS
75-00-3	Chloroethane	ND		ug/L	2.5	5.0	1	EPA 8260C	12/03/2014 16:27	12/04/2014 06:31	SS
67-66-3	**Chloroform**	**15**		ug/L	2.5	5.0	1	EPA 8260C	12/03/2014 16:27	12/04/2014 06:31	SS
74-87-3	Chloromethane	ND		ug/L	2.5	5.0	1	EPA 8260C	12/03/2014 16:27	12/04/2014 06:31	SS
156-59-2	**cis-1,2-Dichloroethylene**	**120**		ug/L	2.5	5.0	1	EPA 8260C	12/03/2014 16:27	12/04/2014 06:31	SS
10061-01-5	cis-1,3-Dichloropropylene	ND		ug/L	2.5	5.0	1	EPA 8260C	12/03/2014 16:27	12/04/2014 06:31	SS
124-48-1	Dibromochloromethane	ND		ug/L	2.5	5.0	1	EPA 8260C	12/03/2014 16:27	12/04/2014 06:31	SS
74-95-3	Dibromomethane	ND		ug/L	2.5	5.0	1	EPA 8260C	12/03/2014 16:27	12/04/2014 06:31	SS
75-71-8	Dichlorodifluoromethane	ND		ug/L	2.5	5.0	1	EPA 8260C	12/03/2014 16:27	12/04/2014 06:31	SS
87-68-3	Hexachlorobutadiene	ND		ug/L	2.5	5.0	1	EPA 8260C	12/03/2014 16:27	12/04/2014 06:31	SS
75-09-2	**Methylene chloride**	**6.0**	J, B	ug/L	2.5	10	1	EPA 8260C	12/03/2014 16:27	12/04/2014 06:31	SS
127-18-4	**Tetrachloroethylene**	**190**		ug/L	2.5	5.0	1	EPA 8260C	12/03/2014 16:27	12/04/2014 06:31	SS
156-60-5	trans-1,2-Dichloroethylene	ND		ug/L	2.5	5.0	1	EPA 8260C	12/03/2014 16:27	12/04/2014 06:31	SS
10061-02-6	trans-1,3-Dichloropropylene	ND		ug/L	2.5	5.0	1	EPA 8260C	12/03/2014 16:27	12/04/2014 06:31	SS
79-01-6	**Trichloroethylene**	**9500**		ug/L	120	250	50	EPA 8260C	12/03/2014 16:27	12/05/2014 12:56	SS
75-69-4	Trichlorofluoromethane	ND		ug/L	2.5	5.0	1	EPA 8260C	12/03/2014 16:27	12/04/2014 06:31	SS

Sample Information

Client Sample ID: **EW-8** **York Sample ID:** **14K0920-03**

York Project (SDG) No.	Client Project ID	Matrix	Collection Date/Time	Date Received
14K0920	SNYGEN	Water	November 25, 2014 11:34 am	11/25/2014

Volatile Organics, 8260 Halogenated List

Log-in Notes: **Sample Notes:**

Sample Prepared by Method: EPA 5030B

CAS No.	Parameter	Result	Flag	Units	Reported to LOD/MDL	LOQ	Dilution	Reference Method	Date/Time Prepared	Date/Time Analyzed	Analyst
75-01-4	Vinyl Chloride	ND		ug/L	2.5	5.0	1	EPA 8260C	12/03/2014 16:27	12/04/2014 06:31	SS

	Surrogate Recoveries	Result	Acceptance Range
17060-07-0	*Surrogate: 1,2-Dichloroethane-d4*	*87.9 %*	*65-135*
460-00-4	*Surrogate: p-Bromofluorobenzene*	*94.0 %*	*81-114*
2037-26-5	*Surrogate: Toluene-d8*	*106 %*	*86-118*

Methane

Log-in Notes: **Sample Notes:**

Sample Prepared by Method: Preparation for GC Analysis

CAS No.	Parameter	Result	Flag	Units	LOD/MDL	Reported to LOQ	Dilution	Reference Method	Date/Time Prepared	Date/Time Analyzed	Analyst
74-82-8	* Methane	ND		ug/L	10	10	1	GC/Headspace	12/03/2014 08:12	12/03/2014 16:34	JW

Sample Information

Client Sample ID: **EW-11** **York Sample ID:** **14K0920-04**

York Project (SDG) No.	Client Project ID	Matrix	Collection Date/Time	Date Received
14K0920	SNYGEN	Water	November 25, 2014 12:18 pm	11/25/2014

Volatile Organics, 8260 Halogenated List

Log-in Notes: **Sample Notes:**

Sample Prepared by Method: EPA 5030B

CAS No.	Parameter	Result	Flag	Units	Reported to LOD/MDL	LOQ	Dilution	Reference Method	Date/Time Prepared	Date/Time Analyzed	Analyst
630-20-6	1,1,1,2-Tetrachloroethane	ND		ug/L	2.5	5.0	1	EPA 8260C	12/03/2014 16:27	12/04/2014 07:19	SS
71-55-6	**1,1,1-Trichloroethane**	**90**		ug/L	2.5	5.0	1	EPA 8260C	12/03/2014 16:27	12/04/2014 07:19	SS
79-34-5	1,1,2,2-Tetrachloroethane	ND		ug/L	2.5	5.0	1	EPA 8260C	12/03/2014 16:27	12/04/2014 07:19	SS
76-13-1	**1,1,2-Trichloro-1,2,2-trifluoroethane (Freon 113)**	**3.5**	J	ug/L	2.5	5.0	1	EPA 8260C	12/03/2014 16:27	12/04/2014 07:19	SS
79-00-5	1,1,2-Trichloroethane	ND		ug/L	2.5	5.0	1	EPA 8260C	12/03/2014 16:27	12/04/2014 07:19	SS
75-34-3	1,1-Dichloroethane	ND		ug/L	2.5	5.0	1	EPA 8260C	12/03/2014 16:27	12/04/2014 07:19	SS
75-35-4	1,1-Dichloroethylene	ND		ug/L	2.5	5.0	1	EPA 8260C	12/03/2014 16:27	12/04/2014 07:19	SS
563-58-6	1,1-Dichloropropylene	ND		ug/L	2.5	5.0	1	EPA 8260C	12/03/2014 16:27	12/04/2014 07:19	SS
87-61-6	1,2,3-Trichlorobenzene	ND		ug/L	2.5	5.0	1	EPA 8260C	12/03/2014 16:27	12/04/2014 07:19	SS
96-18-4	1,2,3-Trichloropropane	ND		ug/L	2.5	5.0	1	EPA 8260C	12/03/2014 16:27	12/04/2014 07:19	SS
120-82-1	1,2,4-Trichlorobenzene	ND		ug/L	2.5	5.0	1	EPA 8260C	12/03/2014 16:27	12/04/2014 07:19	SS
96-12-8	1,2-Dibromo-3-chloropropane	ND		ug/L	2.5	5.0	1	EPA 8260C	12/03/2014 16:27	12/04/2014 07:19	SS
106-93-4	1,2-Dibromoethane	ND		ug/L	2.5	5.0	1	EPA 8260C	12/03/2014 16:27	12/04/2014 07:19	SS

Sample Information

Client Sample ID: **EW-11** **York Sample ID:** **14K0920-04**

York Project (SDG) No.	Client Project ID	Matrix	Collection Date/Time	Date Received
14K0920	SNYGEN	Water	November 25, 2014 12:18 pm	11/25/2014

Volatile Organics, 8260 Halogenated List

Log-in Notes: **Sample Notes:**

Sample Prepared by Method: EPA 5030B

CAS No.	Parameter	Result	Flag	Units	Reported to LOD/MDL	LOQ	Dilution	Reference Method	Date/Time Prepared	Date/Time Analyzed	Analyst
95-50-1	1,2-Dichlorobenzene	ND		ug/L	2.5	5.0	1	EPA 8260C	12/03/2014 16:27	12/04/2014 07:19	SS
107-06-2	1,2-Dichloroethane	ND		ug/L	2.5	5.0	1	EPA 8260C	12/03/2014 16:27	12/04/2014 07:19	SS
78-87-5	1,2-Dichloropropane	ND		ug/L	2.5	5.0	1	EPA 8260C	12/03/2014 16:27	12/04/2014 07:19	SS
541-73-1	1,3-Dichlorobenzene	ND		ug/L	2.5	5.0	1	EPA 8260C	12/03/2014 16:27	12/04/2014 07:19	SS
142-28-9	1,3-Dichloropropane	ND		ug/L	2.5	5.0	1	EPA 8260C	12/03/2014 16:27	12/04/2014 07:19	SS
106-46-7	1,4-Dichlorobenzene	ND		ug/L	2.5	5.0	1	EPA 8260C	12/03/2014 16:27	12/04/2014 07:19	SS
594-20-7	2,2-Dichloropropane	ND		ug/L	2.5	5.0	1	EPA 8260C	12/03/2014 16:27	12/04/2014 07:19	SS
95-49-8	2-Chlorotoluene	ND		ug/L	2.5	5.0	1	EPA 8260C	12/03/2014 16:27	12/04/2014 07:19	SS
106-43-4	4-Chlorotoluene	ND		ug/L	2.5	5.0	1	EPA 8260C	12/03/2014 16:27	12/04/2014 07:19	SS
108-86-1	Bromobenzene	ND		ug/L	2.5	5.0	1	EPA 8260C	12/03/2014 16:27	12/04/2014 07:19	SS
74-97-5	Bromochloromethane	ND		ug/L	2.5	5.0	1	EPA 8260C	12/03/2014 16:27	12/04/2014 07:19	SS
75-27-4	Bromodichloromethane	ND		ug/L	2.5	5.0	1	EPA 8260C	12/03/2014 16:27	12/04/2014 07:19	SS
75-25-2	Bromoform	ND		ug/L	2.5	5.0	1	EPA 8260C	12/03/2014 16:27	12/04/2014 07:19	SS
74-83-9	Bromomethane	ND		ug/L	2.5	5.0	1	EPA 8260C	12/03/2014 16:27	12/04/2014 07:19	SS
56-23-5	**Carbon tetrachloride**	**170**		ug/L	2.5	5.0	1	EPA 8260C	12/03/2014 16:27	12/04/2014 07:19	SS
108-90-7	Chlorobenzene	ND		ug/L	2.5	5.0	1	EPA 8260C	12/03/2014 16:27	12/04/2014 07:19	SS
75-00-3	Chloroethane	ND		ug/L	2.5	5.0	1	EPA 8260C	12/03/2014 16:27	12/04/2014 07:19	SS
67-66-3	**Chloroform**	**7.2**		ug/L	2.5	5.0	1	EPA 8260C	12/03/2014 16:27	12/04/2014 07:19	SS
74-87-3	Chloromethane	ND		ug/L	2.5	5.0	1	EPA 8260C	12/03/2014 16:27	12/04/2014 07:19	SS
156-59-2	cis-1,2-Dichloroethylene	ND		ug/L	2.5	5.0	1	EPA 8260C	12/03/2014 16:27	12/04/2014 07:19	SS
10061-01-5	cis-1,3-Dichloropropylene	ND		ug/L	2.5	5.0	1	EPA 8260C	12/03/2014 16:27	12/04/2014 07:19	SS
124-48-1	Dibromochloromethane	ND		ug/L	2.5	5.0	1	EPA 8260C	12/03/2014 16:27	12/04/2014 07:19	SS
74-95-3	Dibromomethane	ND		ug/L	2.5	5.0	1	EPA 8260C	12/03/2014 16:27	12/04/2014 07:19	SS
75-71-8	Dichlorodifluoromethane	ND		ug/L	2.5	5.0	1	EPA 8260C	12/03/2014 16:27	12/04/2014 07:19	SS
87-68-3	Hexachlorobutadiene	ND		ug/L	2.5	5.0	1	EPA 8260C	12/03/2014 16:27	12/04/2014 07:19	SS
75-09-2	**Methylene chloride**	**5.6**	J, B	ug/L	2.5	10	1	EPA 8260C	12/03/2014 16:27	12/04/2014 07:19	SS
127-18-4	Tetrachloroethylene	ND		ug/L	2.5	5.0	1	EPA 8260C	12/03/2014 16:27	12/04/2014 07:19	SS
156-60-5	trans-1,2-Dichloroethylene	ND		ug/L	2.5	5.0	1	EPA 8260C	12/03/2014 16:27	12/04/2014 07:19	SS
10061-02-6	trans-1,3-Dichloropropylene	ND		ug/L	2.5	5.0	1	EPA 8260C	12/03/2014 16:27	12/04/2014 07:19	SS
79-01-6	**Trichloroethylene**	**8.4**		ug/L	2.5	5.0	1	EPA 8260C	12/03/2014 16:27	12/04/2014 07:19	SS
75-69-4	Trichlorofluoromethane	ND		ug/L	2.5	5.0	1	EPA 8260C	12/03/2014 16:27	12/04/2014 07:19	SS
75-01-4	Vinyl Chloride	ND		ug/L	2.5	5.0	1	EPA 8260C	12/03/2014 16:27	12/04/2014 07:19	SS

	Surrogate Recoveries	Result	Acceptance Range
17060-07-0	*Surrogate: 1,2-Dichloroethane-d4*	*91.1 %*	*65-135*
460-00-4	*Surrogate: p-Bromofluorobenzene*	*95.5 %*	*81-114*
2037-26-5	*Surrogate: Toluene-d8*	*101 %*	*86-118*

Sample Information

Client Sample ID: **EW-11** **York Sample ID:** **14K0920-04**

York Project (SDG) No.	Client Project ID	Matrix	Collection Date/Time	Date Received
14K0920	SNYGEN	Water	November 25, 2014 12:18 pm	11/25/2014

Methane **Log-in Notes:** **Sample Notes:**

Sample Prepared by Method: Preparation for GC Analysis

CAS No.	Parameter	Result	Flag	Units	LOD/MDL	Reported to LOQ	Dilution	Reference Method	Date/Time Prepared	Date/Time Analyzed	Analyst
74-82-8	*** Methane**	**66**		ug/L	10	10	1	GC/Headspace	12/03/2014 08:12	12/03/2014 16:34	JW

Sample Information

Client Sample ID: **EW-12** **York Sample ID:** **14K0920-05**

York Project (SDG) No.	Client Project ID	Matrix	Collection Date/Time	Date Received
14K0920	SNYGEN	Water	November 25, 2014 12:45 pm	11/25/2014

Volatile Organics, 8260 Halogenated List **Log-in Notes:** **Sample Notes:**

Sample Prepared by Method: EPA 5030B

CAS No.	Parameter	Result	Flag	Units	LOD/MDL	Reported to LOQ	Dilution	Reference Method	Date/Time Prepared	Date/Time Analyzed	Analyst
630-20-6	1,1,1,2-Tetrachloroethane	ND		ug/L	2.5	5.0	1	EPA 8260C	12/03/2014 16:27	12/04/2014 08:06	SS
71-55-6	**1,1,1-Trichloroethane**	**380**		ug/L	25	50	10	EPA 8260C	12/03/2014 16:27	12/04/2014 17:37	SS
79-34-5	1,1,2,2-Tetrachloroethane	ND		ug/L	2.5	5.0	1	EPA 8260C	12/03/2014 16:27	12/04/2014 08:06	SS
76-13-1	**1,1,2-Trichloro-1,2,2-trifluoroethane (Freon 113)**	**5.5**		ug/L	2.5	5.0	1	EPA 8260C	12/03/2014 16:27	12/04/2014 08:06	SS
79-00-5	1,1,2-Trichloroethane	ND		ug/L	2.5	5.0	1	EPA 8260C	12/03/2014 16:27	12/04/2014 08:06	SS
75-34-3	1,1-Dichloroethane	ND		ug/L	2.5	5.0	1	EPA 8260C	12/03/2014 16:27	12/04/2014 08:06	SS
75-35-4	1,1-Dichloroethylene	ND		ug/L	2.5	5.0	1	EPA 8260C	12/03/2014 16:27	12/04/2014 08:06	SS
563-58-6	1,1-Dichloropropylene	ND		ug/L	2.5	5.0	1	EPA 8260C	12/03/2014 16:27	12/04/2014 08:06	SS
87-61-6	1,2,3-Trichlorobenzene	ND		ug/L	2.5	5.0	1	EPA 8260C	12/03/2014 16:27	12/04/2014 08:06	SS
96-18-4	1,2,3-Trichloropropane	ND		ug/L	2.5	5.0	1	EPA 8260C	12/03/2014 16:27	12/04/2014 08:06	SS
120-82-1	1,2,4-Trichlorobenzene	ND		ug/L	2.5	5.0	1	EPA 8260C	12/03/2014 16:27	12/04/2014 08:06	SS
96-12-8	1,2-Dibromo-3-chloropropane	ND		ug/L	2.5	5.0	1	EPA 8260C	12/03/2014 16:27	12/04/2014 08:06	SS
106-93-4	1,2-Dibromoethane	ND		ug/L	2.5	5.0	1	EPA 8260C	12/03/2014 16:27	12/04/2014 08:06	SS
95-50-1	1,2-Dichlorobenzene	ND		ug/L	2.5	5.0	1	EPA 8260C	12/03/2014 16:27	12/04/2014 08:06	SS
107-06-2	1,2-Dichloroethane	ND		ug/L	2.5	5.0	1	EPA 8260C	12/03/2014 16:27	12/04/2014 08:06	SS
78-87-5	1,2-Dichloropropane	ND		ug/L	2.5	5.0	1	EPA 8260C	12/03/2014 16:27	12/04/2014 08:06	SS
541-73-1	1,3-Dichlorobenzene	ND		ug/L	2.5	5.0	1	EPA 8260C	12/03/2014 16:27	12/04/2014 08:06	SS
142-28-9	1,3-Dichloropropane	ND		ug/L	2.5	5.0	1	EPA 8260C	12/03/2014 16:27	12/04/2014 08:06	SS
106-46-7	1,4-Dichlorobenzene	ND		ug/L	2.5	5.0	1	EPA 8260C	12/03/2014 16:27	12/04/2014 08:06	SS
594-20-7	2,2-Dichloropropane	ND		ug/L	2.5	5.0	1	EPA 8260C	12/03/2014 16:27	12/04/2014 08:06	SS
95-49-8	2-Chlorotoluene	ND		ug/L	2.5	5.0	1	EPA 8260C	12/03/2014 16:27	12/04/2014 08:06	SS
106-43-4	4-Chlorotoluene	ND		ug/L	2.5	5.0	1	EPA 8260C	12/03/2014 16:27	12/04/2014 08:06	SS

Sample Information

Client Sample ID: **EW-12** **York Sample ID:** **14K0920-05**

York Project (SDG) No.	Client Project ID	Matrix	Collection Date/Time	Date Received
14K0920	SNYGEN	Water	November 25, 2014 12:45 pm	11/25/2014

Volatile Organics, 8260 Halogenated List

Log-in Notes: **Sample Notes:**

Sample Prepared by Method: EPA 5030B

CAS No.	Parameter	Result	Flag	Units	Reported to LOD/MDL	LOQ	Dilution	Reference Method	Date/Time Prepared	Date/Time Analyzed	Analyst
108-86-1	Bromobenzene	ND		ug/L	2.5	5.0	1	EPA 8260C	12/03/2014 16:27	12/04/2014 08:06	SS
74-97-5	Bromochloromethane	ND		ug/L	2.5	5.0	1	EPA 8260C	12/03/2014 16:27	12/04/2014 08:06	SS
75-27-4	Bromodichloromethane	ND		ug/L	2.5	5.0	1	EPA 8260C	12/03/2014 16:27	12/04/2014 08:06	SS
75-25-2	Bromoform	ND		ug/L	2.5	5.0	1	EPA 8260C	12/03/2014 16:27	12/04/2014 08:06	SS
74-83-9	Bromomethane	ND		ug/L	2.5	5.0	1	EPA 8260C	12/03/2014 16:27	12/04/2014 08:06	SS
56-23-5	**Carbon tetrachloride**	**260**		ug/L	25	50	10	EPA 8260C	12/03/2014 16:27	12/04/2014 17:37	SS
108-90-7	Chlorobenzene	ND		ug/L	2.5	5.0	1	EPA 8260C	12/03/2014 16:27	12/04/2014 08:06	SS
75-00-3	Chloroethane	ND		ug/L	2.5	5.0	1	EPA 8260C	12/03/2014 16:27	12/04/2014 08:06	SS
67-66-3	**Chloroform**	**9.9**		ug/L	2.5	5.0	1	EPA 8260C	12/03/2014 16:27	12/04/2014 08:06	SS
74-87-3	Chloromethane	ND		ug/L	2.5	5.0	1	EPA 8260C	12/03/2014 16:27	12/04/2014 08:06	SS
156-59-2	cis-1,2-Dichloroethylene	ND		ug/L	2.5	5.0	1	EPA 8260C	12/03/2014 16:27	12/04/2014 08:06	SS
10061-01-5	cis-1,3-Dichloropropylene	ND		ug/L	2.5	5.0	1	EPA 8260C	12/03/2014 16:27	12/04/2014 08:06	SS
124-48-1	Dibromochloromethane	ND		ug/L	2.5	5.0	1	EPA 8260C	12/03/2014 16:27	12/04/2014 08:06	SS
74-95-3	Dibromomethane	ND		ug/L	2.5	5.0	1	EPA 8260C	12/03/2014 16:27	12/04/2014 08:06	SS
75-71-8	Dichlorodifluoromethane	ND		ug/L	2.5	5.0	1	EPA 8260C	12/03/2014 16:27	12/04/2014 08:06	SS
87-68-3	Hexachlorobutadiene	ND		ug/L	2.5	5.0	1	EPA 8260C	12/03/2014 16:27	12/04/2014 08:06	SS
75-09-2	**Methylene chloride**	**6.3**	J, B	ug/L	2.5	10	1	EPA 8260C	12/03/2014 16:27	12/04/2014 08:06	SS
127-18-4	Tetrachloroethylene	ND		ug/L	2.5	5.0	1	EPA 8260C	12/03/2014 16:27	12/04/2014 08:06	SS
156-60-5	trans-1,2-Dichloroethylene	ND		ug/L	2.5	5.0	1	EPA 8260C	12/03/2014 16:27	12/04/2014 08:06	SS
10061-02-6	trans-1,3-Dichloropropylene	ND		ug/L	2.5	5.0	1	EPA 8260C	12/03/2014 16:27	12/04/2014 08:06	SS
79-01-6	Trichloroethylene	ND		ug/L	2.5	5.0	1	EPA 8260C	12/03/2014 16:27	12/04/2014 08:06	SS
75-69-4	Trichlorofluoromethane	ND		ug/L	2.5	5.0	1	EPA 8260C	12/03/2014 16:27	12/04/2014 08:06	SS
75-01-4	Vinyl Chloride	ND		ug/L	2.5	5.0	1	EPA 8260C	12/03/2014 16:27	12/04/2014 08:06	SS

	Surrogate Recoveries	Result	Acceptance Range
17060-07-0	*Surrogate: 1,2-Dichloroethane-d4*	*87.2 %*	*65-135*
460-00-4	*Surrogate: p-Bromofluorobenzene*	*91.6 %*	*81-114*
2037-26-5	*Surrogate: Toluene-d8*	*105 %*	*86-118*

Sample Information

Client Sample ID: **EW-12** **York Sample ID:** **14K0920-05**

York Project (SDG) No.	Client Project ID	Matrix	Collection Date/Time	Date Received
14K0920	SNYGEN	Water	November 25, 2014 12:45 pm	11/25/2014

Methane **Log-in Notes:** **Sample Notes:**

Sample Prepared by Method: Preparation for GC Analysis

CAS No.	Parameter	Result	Flag	Units	LOD/MDL	Reported to LOQ	Dilution	Reference Method	Date/Time Prepared	Date/Time Analyzed	Analyst
74-82-8	*** Methane**	**19**		ug/L	10	10	1	GC/Headspace	12/03/2014 08:12	12/03/2014 16:34	JW

Sample Information

Client Sample ID: **MW-12** **York Sample ID:** **14K0920-06**

York Project (SDG) No.	Client Project ID	Matrix	Collection Date/Time	Date Received
14K0920	SNYGEN	Water	November 25, 2014 11:05 am	11/25/2014

Volatile Organics, 8260 Halogenated List **Log-in Notes:** **Sample Notes:**

Sample Prepared by Method: EPA 5030B

CAS No.	Parameter	Result	Flag	Units	Reported to LOD/MDL	LOQ	Dilution	Reference Method	Date/Time Prepared	Date/Time Analyzed	Analyst
630-20-6	1,1,1,2-Tetrachloroethane	ND		ug/L	2.5	5.0	1	EPA 8260C	12/03/2014 16:27	12/04/2014 08:42	SS
71-55-6	1,1,1-Trichloroethane	ND		ug/L	2.5	5.0	1	EPA 8260C	12/03/2014 16:27	12/04/2014 08:42	SS
79-34-5	1,1,2,2-Tetrachloroethane	ND		ug/L	2.5	5.0	1	EPA 8260C	12/03/2014 16:27	12/04/2014 08:42	SS
76-13-1	1,1,2-Trichloro-1,2,2-trifluoroethane (Freon 113)	ND		ug/L	2.5	5.0	1	EPA 8260C	12/03/2014 16:27	12/04/2014 08:42	SS
79-00-5	1,1,2-Trichloroethane	ND		ug/L	2.5	5.0	1	EPA 8260C	12/03/2014 16:27	12/04/2014 08:42	SS
75-34-3	1,1-Dichloroethane	ND		ug/L	2.5	5.0	1	EPA 8260C	12/03/2014 16:27	12/04/2014 08:42	SS
75-35-4	1,1-Dichloroethylene	ND		ug/L	2.5	5.0	1	EPA 8260C	12/03/2014 16:27	12/04/2014 08:42	SS
563-58-6	1,1-Dichloropropylene	ND		ug/L	2.5	5.0	1	EPA 8260C	12/03/2014 16:27	12/04/2014 08:42	SS
87-61-6	1,2,3-Trichlorobenzene	ND		ug/L	2.5	5.0	1	EPA 8260C	12/03/2014 16:27	12/04/2014 08:42	SS
96-18-4	1,2,3-Trichloropropane	ND		ug/L	2.5	5.0	1	EPA 8260C	12/03/2014 16:27	12/04/2014 08:42	SS
120-82-1	1,2,4-Trichlorobenzene	ND		ug/L	2.5	5.0	1	EPA 8260C	12/03/2014 16:27	12/04/2014 08:42	SS
96-12-8	1,2-Dibromo-3-chloropropane	ND		ug/L	2.5	5.0	1	EPA 8260C	12/03/2014 16:27	12/04/2014 08:42	SS
106-93-4	1,2-Dibromoethane	ND		ug/L	2.5	5.0	1	EPA 8260C	12/03/2014 16:27	12/04/2014 08:42	SS
95-50-1	1,2-Dichlorobenzene	ND		ug/L	2.5	5.0	1	EPA 8260C	12/03/2014 16:27	12/04/2014 08:42	SS
107-06-2	1,2-Dichloroethane	ND		ug/L	2.5	5.0	1	EPA 8260C	12/03/2014 16:27	12/04/2014 08:42	SS
78-87-5	1,2-Dichloropropane	ND		ug/L	2.5	5.0	1	EPA 8260C	12/03/2014 16:27	12/04/2014 08:42	SS
541-73-1	1,3-Dichlorobenzene	ND		ug/L	2.5	5.0	1	EPA 8260C	12/03/2014 16:27	12/04/2014 08:42	SS
142-28-9	1,3-Dichloropropane	ND		ug/L	2.5	5.0	1	EPA 8260C	12/03/2014 16:27	12/04/2014 08:42	SS
106-46-7	1,4-Dichlorobenzene	ND		ug/L	2.5	5.0	1	EPA 8260C	12/03/2014 16:27	12/04/2014 08:42	SS
594-20-7	2,2-Dichloropropane	ND		ug/L	2.5	5.0	1	EPA 8260C	12/03/2014 16:27	12/04/2014 08:42	SS
95-49-8	2-Chlorotoluene	ND		ug/L	2.5	5.0	1	EPA 8260C	12/03/2014 16:27	12/04/2014 08:42	SS
106-43-4	4-Chlorotoluene	ND		ug/L	2.5	5.0	1	EPA 8260C	12/03/2014 16:27	12/04/2014 08:42	SS

Sample Information

Client Sample ID: **MW-12** **York Sample ID:** **14K0920-06**

York Project (SDG) No.	Client Project ID	Matrix	Collection Date/Time	Date Received
14K0920	SNYGEN	Water	November 25, 2014 11:05 am	11/25/2014

Volatile Organics, 8260 Halogenated List

Log-in Notes: **Sample Notes:**

Sample Prepared by Method: EPA 5030B

CAS No.	Parameter	Result	Flag	Units	Reported to LOD/MDL	LOQ	Dilution	Reference Method	Date/Time Prepared	Date/Time Analyzed	Analyst
108-86-1	Bromobenzene	ND		ug/L	2.5	5.0	1	EPA 8260C	12/03/2014 16:27	12/04/2014 08:42	SS
74-97-5	Bromochloromethane	ND		ug/L	2.5	5.0	1	EPA 8260C	12/03/2014 16:27	12/04/2014 08:42	SS
75-27-4	Bromodichloromethane	ND		ug/L	2.5	5.0	1	EPA 8260C	12/03/2014 16:27	12/04/2014 08:42	SS
75-25-2	Bromoform	ND		ug/L	2.5	5.0	1	EPA 8260C	12/03/2014 16:27	12/04/2014 08:42	SS
74-83-9	Bromomethane	ND		ug/L	2.5	5.0	1	EPA 8260C	12/03/2014 16:27	12/04/2014 08:42	SS
56-23-5	Carbon tetrachloride	ND		ug/L	2.5	5.0	1	EPA 8260C	12/03/2014 16:27	12/04/2014 08:42	SS
108-90-7	Chlorobenzene	ND		ug/L	2.5	5.0	1	EPA 8260C	12/03/2014 16:27	12/04/2014 08:42	SS
75-00-3	Chloroethane	ND		ug/L	2.5	5.0	1	EPA 8260C	12/03/2014 16:27	12/04/2014 08:42	SS
67-66-3	Chloroform	ND		ug/L	2.5	5.0	1	EPA 8260C	12/03/2014 16:27	12/04/2014 08:42	SS
74-87-3	Chloromethane	ND		ug/L	2.5	5.0	1	EPA 8260C	12/03/2014 16:27	12/04/2014 08:42	SS
156-59-2	**cis-1,2-Dichloroethylene**	**4.0**	J	ug/L	2.5	5.0	1	EPA 8260C	12/03/2014 16:27	12/04/2014 08:42	SS
10061-01-5	cis-1,3-Dichloropropylene	ND		ug/L	2.5	5.0	1	EPA 8260C	12/03/2014 16:27	12/04/2014 08:42	SS
124-48-1	Dibromochloromethane	ND		ug/L	2.5	5.0	1	EPA 8260C	12/03/2014 16:27	12/04/2014 08:42	SS
74-95-3	Dibromomethane	ND		ug/L	2.5	5.0	1	EPA 8260C	12/03/2014 16:27	12/04/2014 08:42	SS
75-71-8	Dichlorodifluoromethane	ND		ug/L	2.5	5.0	1	EPA 8260C	12/03/2014 16:27	12/04/2014 08:42	SS
87-68-3	Hexachlorobutadiene	ND		ug/L	2.5	5.0	1	EPA 8260C	12/03/2014 16:27	12/04/2014 08:42	SS
75-09-2	**Methylene chloride**	**6.3**	J, B	ug/L	2.5	10	1	EPA 8260C	12/03/2014 16:27	12/04/2014 08:42	SS
127-18-4	Tetrachloroethylene	ND		ug/L	2.5	5.0	1	EPA 8260C	12/03/2014 16:27	12/04/2014 08:42	SS
156-60-5	trans-1,2-Dichloroethylene	ND		ug/L	2.5	5.0	1	EPA 8260C	12/03/2014 16:27	12/04/2014 08:42	SS
10061-02-6	trans-1,3-Dichloropropylene	ND		ug/L	2.5	5.0	1	EPA 8260C	12/03/2014 16:27	12/04/2014 08:42	SS
79-01-6	**Trichloroethylene**	**6.2**		ug/L	2.5	5.0	1	EPA 8260C	12/03/2014 16:27	12/04/2014 08:42	SS
75-69-4	Trichlorofluoromethane	ND		ug/L	2.5	5.0	1	EPA 8260C	12/03/2014 16:27	12/04/2014 08:42	SS
75-01-4	Vinyl Chloride	ND		ug/L	2.5	5.0	1	EPA 8260C	12/03/2014 16:27	12/04/2014 08:42	SS

	Surrogate Recoveries	Result	Acceptance Range
17060-07-0	*Surrogate: 1,2-Dichloroethane-d4*	*89.7 %*	*65-135*
460-00-4	*Surrogate: p-Bromofluorobenzene*	*92.4 %*	*81-114*
2037-26-5	*Surrogate: Toluene-d8*	*104 %*	*86-118*

Sample Information

Client Sample ID: **MW-12** **York Sample ID:** **14K0920-06**

York Project (SDG) No.	Client Project ID	Matrix	Collection Date/Time	Date Received
14K0920	SNYGEN	Water	November 25, 2014 11:05 am	11/25/2014

Methane

Log-in Notes: **Sample Notes:**

Sample Prepared by Method: Preparation for GC Analysis

CAS No.	Parameter	Result	Flag	Units	LOD/MDL	Reported to LOQ	Dilution	Reference Method	Date/Time Prepared	Date/Time Analyzed	Analyst
74-82-8	*** Methane**	**220**		ug/L	10	10	1	GC/Headspace	12/03/2014 08:12	12/03/2014 16:34	JW

Arsenic by EPA 6010

Log-in Notes: **Sample Notes:**

Sample Prepared by Method: EPA 3010A

CAS No.	Parameter	Result	Flag	Units	LOD/MDL	Reported to LOQ	Dilution	Reference Method	Date/Time Prepared	Date/Time Analyzed	Analyst
7440-38-2	Arsenic	ND		mg/L	0.00400	0.00400	1	EPA 6010C	12/03/2014 08:57	12/03/2014 15:09	MW

Barium by EPA 6010

Log-in Notes: **Sample Notes:**

Sample Prepared by Method: EPA 3010A

CAS No.	Parameter	Result	Flag	Units	LOD/MDL	Reported to LOQ	Dilution	Reference Method	Date/Time Prepared	Date/Time Analyzed	Analyst
7440-39-3	**Barium**	**0.108**		mg/L	0.0100	0.0100	1	EPA 6010C	12/03/2014 08:57	12/03/2014 15:09	MW

Cadmium by EPA 6010

Log-in Notes: **Sample Notes:**

Sample Prepared by Method: EPA 3010A

CAS No.	Parameter	Result	Flag	Units	LOD/MDL	Reported to LOQ	Dilution	Reference Method	Date/Time Prepared	Date/Time Analyzed	Analyst
7440-43-9	Cadmium	ND		mg/L	0.00300	0.00300	1	EPA 6010C	12/03/2014 08:57	12/03/2014 15:09	MW

Chromium by EPA 6010

Log-in Notes: **Sample Notes:**

Sample Prepared by Method: EPA 3010A

CAS No.	Parameter	Result	Flag	Units	LOD/MDL	Reported to LOQ	Dilution	Reference Method	Date/Time Prepared	Date/Time Analyzed	Analyst
7440-47-3	**Chromium**	**0.0331**		mg/L	0.00500	0.00500	1	EPA 6010C	12/03/2014 08:57	12/03/2014 15:09	MW

Copper by EPA 6010

Log-in Notes: **Sample Notes:**

Sample Prepared by Method: EPA 3010A

CAS No.	Parameter	Result	Flag	Units	LOD/MDL	Reported to LOQ	Dilution	Reference Method	Date/Time Prepared	Date/Time Analyzed	Analyst
7440-50-8	**Copper**	**0.0170**		mg/L	0.00300	0.00300	1	EPA 6010C	12/03/2014 08:57	12/03/2014 15:09	MW

Lead by EPA 6010

Log-in Notes: **Sample Notes:**

Sample Prepared by Method: EPA 3010A

CAS No.	Parameter	Result	Flag	Units	LOD/MDL	Reported to LOQ	Dilution	Reference Method	Date/Time Prepared	Date/Time Analyzed	Analyst
7439-92-1	Lead	ND		mg/L	0.00300	0.00300	1	EPA 6010C	12/03/2014 08:57	12/03/2014 15:09	MW

Selenium by EPA 6010

Log-in Notes: **Sample Notes:**

Sample Prepared by Method: EPA 3010A

CAS No.	Parameter	Result	Flag	Units	LOD/MDL	Reported to LOQ	Dilution	Reference Method	Date/Time Prepared	Date/Time Analyzed	Analyst
7782-49-2	Selenium	ND		mg/L	0.0100	0.0100	1	EPA 6010C	12/03/2014 08:57	12/03/2014 15:09	MW

Sample Information

Client Sample ID: **MW-12** **York Sample ID:** **14K0920-06**

York Project (SDG) No.	Client Project ID	Matrix	Collection Date/Time	Date Received
14K0920	SNYGEN	Water	November 25, 2014 11:05 am	11/25/2014

Chloride

Log-in Notes: **Sample Notes:**

Sample Prepared by Method: EPA 300

CAS No.	Parameter	Result	Flag	Units	LOD/MDL	Reported to LOQ	Dilution	Reference Method	Date/Time Prepared	Date/Time Analyzed	Analyst
16887-00-6	**Chloride**	**1500**		mg/L	0.690	5.00	10	EPA 300.0	12/04/2014 07:01	12/04/2014 07:01	AD

Chromium, Hexavalent

Log-in Notes: **Sample Notes:**

Sample Prepared by Method: Analysis Preparation

CAS No.	Parameter	Result	Flag	Units	LOD/MDL	Reported to LOQ	Dilution	Reference Method	Date/Time Prepared	Date/Time Analyzed	Analyst
18540-29-9	Chromium, Hexavalent	ND		mg/L	0.0100	0.0100	1	EPA 7196A	11/26/2014 08:53	11/26/2014 08:53	SCA

Sample Information

Client Sample ID: **MW-15S** **York Sample ID:** **14K0920-07**

York Project (SDG) No.	Client Project ID	Matrix	Collection Date/Time	Date Received
14K0920	SNYGEN	Water	November 25, 2014 10:05 am	11/25/2014

Volatile Organics, 8260 Halogenated List

Log-in Notes: **Sample Notes:**

Sample Prepared by Method: EPA 5030B

CAS No.	Parameter	Result	Flag	Units	Reported to LOD/MDL	LOQ	Dilution	Reference Method	Date/Time Prepared	Date/Time Analyzed	Analyst
630-20-6	1,1,1,2-Tetrachloroethane	ND		ug/L	2.5	5.0	1	EPA 8260C	12/04/2014 08:28	12/04/2014 19:59	SS
71-55-6	1,1,1-Trichloroethane	ND		ug/L	2.5	5.0	1	EPA 8260C	12/04/2014 08:28	12/04/2014 19:59	SS
79-34-5	1,1,2,2-Tetrachloroethane	ND		ug/L	2.5	5.0	1	EPA 8260C	12/04/2014 08:28	12/04/2014 19:59	SS
76-13-1	1,1,2-Trichloro-1,2,2-trifluoroethane (Freon 113)	ND		ug/L	2.5	5.0	1	EPA 8260C	12/04/2014 08:28	12/04/2014 19:59	SS
79-00-5	1,1,2-Trichloroethane	ND		ug/L	2.5	5.0	1	EPA 8260C	12/04/2014 08:28	12/04/2014 19:59	SS
75-34-3	1,1-Dichloroethane	ND		ug/L	2.5	5.0	1	EPA 8260C	12/04/2014 08:28	12/04/2014 19:59	SS
75-35-4	1,1-Dichloroethylene	ND		ug/L	2.5	5.0	1	EPA 8260C	12/04/2014 08:28	12/04/2014 19:59	SS
563-58-6	1,1-Dichloropropylene	ND		ug/L	2.5	5.0	1	EPA 8260C	12/04/2014 08:28	12/04/2014 19:59	SS
87-61-6	1,2,3-Trichlorobenzene	ND		ug/L	2.5	5.0	1	EPA 8260C	12/04/2014 08:28	12/04/2014 19:59	SS
96-18-4	1,2,3-Trichloropropane	ND		ug/L	2.5	5.0	1	EPA 8260C	12/04/2014 08:28	12/04/2014 19:59	SS
120-82-1	1,2,4-Trichlorobenzene	ND		ug/L	2.5	5.0	1	EPA 8260C	12/04/2014 08:28	12/04/2014 19:59	SS
96-12-8	1,2-Dibromo-3-chloropropane	ND		ug/L	2.5	5.0	1	EPA 8260C	12/04/2014 08:28	12/04/2014 19:59	SS
106-93-4	1,2-Dibromoethane	ND		ug/L	2.5	5.0	1	EPA 8260C	12/04/2014 08:28	12/04/2014 19:59	SS
95-50-1	1,2-Dichlorobenzene	ND		ug/L	2.5	5.0	1	EPA 8260C	12/04/2014 08:28	12/04/2014 19:59	SS
107-06-2	1,2-Dichloroethane	ND		ug/L	2.5	5.0	1	EPA 8260C	12/04/2014 08:28	12/04/2014 19:59	SS
78-87-5	1,2-Dichloropropane	ND		ug/L	2.5	5.0	1	EPA 8260C	12/04/2014 08:28	12/04/2014 19:59	SS

Sample Information

Client Sample ID: **MW-15S** **York Sample ID:** **14K0920-07**

York Project (SDG) No.	Client Project ID	Matrix	Collection Date/Time	Date Received
14K0920	SNYGEN	Water	November 25, 2014 10:05 am	11/25/2014

Volatile Organics, 8260 Halogenated List

Log-in Notes: **Sample Notes:**

Sample Prepared by Method: EPA 5030B

CAS No.	Parameter	Result	Flag	Units	Reported to LOD/MDL	LOQ	Dilution	Reference Method	Date/Time Prepared	Date/Time Analyzed	Analyst
541-73-1	1,3-Dichlorobenzene	ND		ug/L	2.5	5.0	1	EPA 8260C	12/04/2014 08:28	12/04/2014 19:59	SS
142-28-9	1,3-Dichloropropane	ND		ug/L	2.5	5.0	1	EPA 8260C	12/04/2014 08:28	12/04/2014 19:59	SS
106-46-7	1,4-Dichlorobenzene	ND		ug/L	2.5	5.0	1	EPA 8260C	12/04/2014 08:28	12/04/2014 19:59	SS
594-20-7	2,2-Dichloropropane	ND		ug/L	2.5	5.0	1	EPA 8260C	12/04/2014 08:28	12/04/2014 19:59	SS
95-49-8	2-Chlorotoluene	ND		ug/L	2.5	5.0	1	EPA 8260C	12/04/2014 08:28	12/04/2014 19:59	SS
106-43-4	4-Chlorotoluene	ND		ug/L	2.5	5.0	1	EPA 8260C	12/04/2014 08:28	12/04/2014 19:59	SS
108-86-1	Bromobenzene	ND		ug/L	2.5	5.0	1	EPA 8260C	12/04/2014 08:28	12/04/2014 19:59	SS
74-97-5	Bromochloromethane	ND		ug/L	2.5	5.0	1	EPA 8260C	12/04/2014 08:28	12/04/2014 19:59	SS
75-27-4	Bromodichloromethane	ND		ug/L	2.5	5.0	1	EPA 8260C	12/04/2014 08:28	12/04/2014 19:59	SS
75-25-2	Bromoform	ND		ug/L	2.5	5.0	1	EPA 8260C	12/04/2014 08:28	12/04/2014 19:59	SS
74-83-9	Bromomethane	ND		ug/L	2.5	5.0	1	EPA 8260C	12/04/2014 08:28	12/04/2014 19:59	SS
56-23-5	Carbon tetrachloride	ND		ug/L	2.5	5.0	1	EPA 8260C	12/04/2014 08:28	12/04/2014 19:59	SS
108-90-7	Chlorobenzene	ND		ug/L	2.5	5.0	1	EPA 8260C	12/04/2014 08:28	12/04/2014 19:59	SS
75-00-3	Chloroethane	ND		ug/L	2.5	5.0	1	EPA 8260C	12/04/2014 08:28	12/04/2014 19:59	SS
67-66-3	Chloroform	ND		ug/L	2.5	5.0	1	EPA 8260C	12/04/2014 08:28	12/04/2014 19:59	SS
74-87-3	Chloromethane	ND		ug/L	2.5	5.0	1	EPA 8260C	12/04/2014 08:28	12/04/2014 19:59	SS
156-59-2	cis-1,2-Dichloroethylene	ND		ug/L	2.5	5.0	1	EPA 8260C	12/04/2014 08:28	12/04/2014 19:59	SS
10061-01-5	cis-1,3-Dichloropropylene	ND		ug/L	2.5	5.0	1	EPA 8260C	12/04/2014 08:28	12/04/2014 19:59	SS
124-48-1	Dibromochloromethane	ND		ug/L	2.5	5.0	1	EPA 8260C	12/04/2014 08:28	12/04/2014 19:59	SS
74-95-3	Dibromomethane	ND		ug/L	2.5	5.0	1	EPA 8260C	12/04/2014 08:28	12/04/2014 19:59	SS
75-71-8	Dichlorodifluoromethane	ND		ug/L	2.5	5.0	1	EPA 8260C	12/04/2014 08:28	12/04/2014 19:59	SS
87-68-3	Hexachlorobutadiene	ND		ug/L	2.5	5.0	1	EPA 8260C	12/04/2014 08:28	12/04/2014 19:59	SS
75-09-2	Methylene chloride	ND		ug/L	2.5	10	1	EPA 8260C	12/04/2014 08:28	12/04/2014 19:59	SS
127-18-4	Tetrachloroethylene	ND		ug/L	2.5	5.0	1	EPA 8260C	12/04/2014 08:28	12/04/2014 19:59	SS
156-60-5	trans-1,2-Dichloroethylene	ND		ug/L	2.5	5.0	1	EPA 8260C	12/04/2014 08:28	12/04/2014 19:59	SS
10061-02-6	trans-1,3-Dichloropropylene	ND		ug/L	2.5	5.0	1	EPA 8260C	12/04/2014 08:28	12/04/2014 19:59	SS
79-01-6	Trichloroethylene	ND		ug/L	2.5	5.0	1	EPA 8260C	12/04/2014 08:28	12/04/2014 19:59	SS
75-69-4	Trichlorofluoromethane	ND		ug/L	2.5	5.0	1	EPA 8260C	12/04/2014 08:28	12/04/2014 19:59	SS
75-01-4	Vinyl Chloride	ND		ug/L	2.5	5.0	1	EPA 8260C	12/04/2014 08:28	12/04/2014 19:59	SS

	Surrogate Recoveries	Result	Acceptance Range
17060-07-0	*Surrogate: 1,2-Dichloroethane-d4*	*89.2 %*	*65-135*
460-00-4	*Surrogate: p-Bromofluorobenzene*	*89.9 %*	*81-114*
2037-26-5	*Surrogate: Toluene-d8*	*108 %*	*86-118*

Sample Information

Client Sample ID: **MW-15S** **York Sample ID:** **14K0920-07**

York Project (SDG) No.	Client Project ID	Matrix	Collection Date/Time	Date Received
14K0920	SNYGEN	Water	November 25, 2014 10:05 am	11/25/2014

Methane, Ethane & Ethylene

Log-in Notes: **Sample Notes:**

Sample Prepared by Method: Preparation for GC Analysis

CAS No.	Parameter	Result	Flag	Units	LOD/MDL	Reported to LOQ	Dilution	Reference Method	Date/Time Prepared	Date/Time Analyzed	Analyst
74-82-8	*** Methane**	**430**		ug/L	10	10	1	GC/Headspace	12/03/2014 08:12	12/03/2014 16:34	JW
74-84-0	* Ethane	ND		ug/L	10	10	1	GC/Headspace	12/03/2014 08:12	12/03/2014 16:34	JW
74-85-1	* Ethylene (Ethene)	ND		ug/L	10	10	1	GC/Headspace	12/03/2014 08:12	12/03/2014 16:34	JW

Arsenic by EPA 6010

Log-in Notes: **Sample Notes:**

Sample Prepared by Method: EPA 3010A

CAS No.	Parameter	Result	Flag	Units	LOD/MDL	Reported to LOQ	Dilution	Reference Method	Date/Time Prepared	Date/Time Analyzed	Analyst
7440-38-2	Arsenic	ND		mg/L	0.00400	0.00400	1	EPA 6010C	12/03/2014 08:57	12/03/2014 15:15	MW

Barium by EPA 6010

Log-in Notes: **Sample Notes:**

Sample Prepared by Method: EPA 3010A

CAS No.	Parameter	Result	Flag	Units	LOD/MDL	Reported to LOQ	Dilution	Reference Method	Date/Time Prepared	Date/Time Analyzed	Analyst
7440-39-3	**Barium**	**0.445**		mg/L	0.0100	0.0100	1	EPA 6010C	12/03/2014 08:57	12/03/2014 15:15	MW

Cadmium by EPA 6010

Log-in Notes: **Sample Notes:**

Sample Prepared by Method: EPA 3010A

CAS No.	Parameter	Result	Flag	Units	LOD/MDL	Reported to LOQ	Dilution	Reference Method	Date/Time Prepared	Date/Time Analyzed	Analyst
7440-43-9	Cadmium	ND		mg/L	0.00300	0.00300	1	EPA 6010C	12/03/2014 08:57	12/03/2014 15:15	MW

Chromium by EPA 6010

Log-in Notes: **Sample Notes:**

Sample Prepared by Method: EPA 3010A

CAS No.	Parameter	Result	Flag	Units	LOD/MDL	Reported to LOQ	Dilution	Reference Method	Date/Time Prepared	Date/Time Analyzed	Analyst
7440-47-3	Chromium	ND		mg/L	0.00500	0.00500	1	EPA 6010C	12/03/2014 08:57	12/03/2014 15:15	MW

Copper by EPA 6010

Log-in Notes: **Sample Notes:**

Sample Prepared by Method: EPA 3010A

CAS No.	Parameter	Result	Flag	Units	LOD/MDL	Reported to LOQ	Dilution	Reference Method	Date/Time Prepared	Date/Time Analyzed	Analyst
7440-50-8	Copper	ND		mg/L	0.00300	0.00300	1	EPA 6010C	12/03/2014 08:57	12/03/2014 15:15	MW

Lead by EPA 6010

Log-in Notes: **Sample Notes:**

Sample Prepared by Method: EPA 3010A

CAS No.	Parameter	Result	Flag	Units	LOD/MDL	Reported to LOQ	Dilution	Reference Method	Date/Time Prepared	Date/Time Analyzed	Analyst
7439-92-1	Lead	ND		mg/L	0.00300	0.00300	1	EPA 6010C	12/03/2014 08:57	12/03/2014 15:15	MW

Selenium by EPA 6010

Log-in Notes: **Sample Notes:**

Sample Information

Client Sample ID: **MW-15S** **York Sample ID:** **14K0920-07**

York Project (SDG) No.	Client Project ID	Matrix	Collection Date/Time	Date Received
14K0920	SNYGEN	Water	November 25, 2014 10:05 am	11/25/2014

Sample Prepared by Method: EPA 3010A

CAS No.	Parameter	Result	Flag	Units	LOD/MDL	Reported to LOQ	Dilution	Reference Method	Date/Time Prepared	Date/Time Analyzed	Analyst
7782-49-2	Selenium	ND		mg/L	0.0100	0.0100	1	EPA 6010C	12/03/2014 08:57	12/03/2014 15:15	MW

Chloride **Log-in Notes:** **Sample Notes:**

Sample Prepared by Method: EPA 300

CAS No.	Parameter	Result	Flag	Units	LOD/MDL	Reported to LOQ	Dilution	Reference Method	Date/Time Prepared	Date/Time Analyzed	Analyst
16887-00-6	**Chloride**	**1390**		mg/L	0.690	5.00	10	EPA 300.0	12/04/2014 12:27	12/04/2014 12:27	AD

Chromium, Hexavalent **Log-in Notes:** **Sample Notes:**

Sample Prepared by Method: Analysis Preparation

CAS No.	Parameter	Result	Flag	Units	LOD/MDL	Reported to LOQ	Dilution	Reference Method	Date/Time Prepared	Date/Time Analyzed	Analyst
18540-29-9	Chromium, Hexavalent	ND		mg/L	0.0100	0.0100	1	EPA 7196A	11/26/2014 08:53	11/26/2014 08:53	SCA

Sample Information

Client Sample ID: **MW-16S** **York Sample ID:** **14K0920-08**

York Project (SDG) No.	Client Project ID	Matrix	Collection Date/Time	Date Received
14K0920	SNYGEN	Water	November 25, 2014 9:20 am	11/25/2014

Volatile Organics, 8260 Halogenated List **Log-in Notes:** **Sample Notes:**

Sample Prepared by Method: EPA 5030B

CAS No.	Parameter	Result	Flag	Units	Reported to LOD/MDL	LOQ	Dilution	Reference Method	Date/Time Prepared	Date/Time Analyzed	Analyst
630-20-6	1,1,1,2-Tetrachloroethane	ND		ug/L	2.5	5.0	1	EPA 8260C	12/03/2014 16:27	12/04/2014 09:53	SS
71-55-6	1,1,1-Trichloroethane	ND		ug/L	2.5	5.0	1	EPA 8260C	12/03/2014 16:27	12/04/2014 09:53	SS
79-34-5	1,1,2,2-Tetrachloroethane	ND		ug/L	2.5	5.0	1	EPA 8260C	12/03/2014 16:27	12/04/2014 09:53	SS
76-13-1	1,1,2-Trichloro-1,2,2-trifluoroethane (Freon 113)	ND		ug/L	2.5	5.0	1	EPA 8260C	12/03/2014 16:27	12/04/2014 09:53	SS
79-00-5	1,1,2-Trichloroethane	ND		ug/L	2.5	5.0	1	EPA 8260C	12/03/2014 16:27	12/04/2014 09:53	SS
75-34-3	1,1-Dichloroethane	ND		ug/L	2.5	5.0	1	EPA 8260C	12/03/2014 16:27	12/04/2014 09:53	SS
75-35-4	1,1-Dichloroethylene	ND		ug/L	2.5	5.0	1	EPA 8260C	12/03/2014 16:27	12/04/2014 09:53	SS
563-58-6	1,1-Dichloropropylene	ND		ug/L	2.5	5.0	1	EPA 8260C	12/03/2014 16:27	12/04/2014 09:53	SS
87-61-6	1,2,3-Trichlorobenzene	ND		ug/L	2.5	5.0	1	EPA 8260C	12/03/2014 16:27	12/04/2014 09:53	SS
96-18-4	1,2,3-Trichloropropane	ND		ug/L	2.5	5.0	1	EPA 8260C	12/03/2014 16:27	12/04/2014 09:53	SS
120-82-1	1,2,4-Trichlorobenzene	ND		ug/L	2.5	5.0	1	EPA 8260C	12/03/2014 16:27	12/04/2014 09:53	SS
96-12-8	1,2-Dibromo-3-chloropropane	ND		ug/L	2.5	5.0	1	EPA 8260C	12/03/2014 16:27	12/04/2014 09:53	SS
106-93-4	1,2-Dibromoethane	ND		ug/L	2.5	5.0	1	EPA 8260C	12/03/2014 16:27	12/04/2014 09:53	SS

Sample Information

Client Sample ID: **MW-16S** **York Sample ID:** **14K0920-08**

York Project (SDG) No.	Client Project ID	Matrix	Collection Date/Time	Date Received
14K0920	SNYGEN	Water	November 25, 2014 9:20 am	11/25/2014

Volatile Organics, 8260 Halogenated List **Log-in Notes:** **Sample Notes:**

Sample Prepared by Method: EPA 5030B

CAS No.	Parameter	Result	Flag	Units	Reported to LOD/MDL	LOQ	Dilution	Reference Method	Date/Time Prepared	Date/Time Analyzed	Analyst
95-50-1	1,2-Dichlorobenzene	ND		ug/L	2.5	5.0	1	EPA 8260C	12/03/2014 16:27	12/04/2014 09:53	SS
107-06-2	1,2-Dichloroethane	ND		ug/L	2.5	5.0	1	EPA 8260C	12/03/2014 16:27	12/04/2014 09:53	SS
78-87-5	1,2-Dichloropropane	ND		ug/L	2.5	5.0	1	EPA 8260C	12/03/2014 16:27	12/04/2014 09:53	SS
541-73-1	1,3-Dichlorobenzene	ND		ug/L	2.5	5.0	1	EPA 8260C	12/03/2014 16:27	12/04/2014 09:53	SS
142-28-9	1,3-Dichloropropane	ND		ug/L	2.5	5.0	1	EPA 8260C	12/03/2014 16:27	12/04/2014 09:53	SS
106-46-7	1,4-Dichlorobenzene	ND		ug/L	2.5	5.0	1	EPA 8260C	12/03/2014 16:27	12/04/2014 09:53	SS
594-20-7	2,2-Dichloropropane	ND		ug/L	2.5	5.0	1	EPA 8260C	12/03/2014 16:27	12/04/2014 09:53	SS
95-49-8	2-Chlorotoluene	ND		ug/L	2.5	5.0	1	EPA 8260C	12/03/2014 16:27	12/04/2014 09:53	SS
106-43-4	4-Chlorotoluene	ND		ug/L	2.5	5.0	1	EPA 8260C	12/03/2014 16:27	12/04/2014 09:53	SS
108-86-1	Bromobenzene	ND		ug/L	2.5	5.0	1	EPA 8260C	12/03/2014 16:27	12/04/2014 09:53	SS
74-97-5	Bromochloromethane	ND		ug/L	2.5	5.0	1	EPA 8260C	12/03/2014 16:27	12/04/2014 09:53	SS
75-27-4	Bromodichloromethane	ND		ug/L	2.5	5.0	1	EPA 8260C	12/03/2014 16:27	12/04/2014 09:53	SS
75-25-2	Bromoform	ND		ug/L	2.5	5.0	1	EPA 8260C	12/03/2014 16:27	12/04/2014 09:53	SS
74-83-9	Bromomethane	ND		ug/L	2.5	5.0	1	EPA 8260C	12/03/2014 16:27	12/04/2014 09:53	SS
56-23-5	Carbon tetrachloride	ND		ug/L	2.5	5.0	1	EPA 8260C	12/03/2014 16:27	12/04/2014 09:53	SS
108-90-7	Chlorobenzene	ND		ug/L	2.5	5.0	1	EPA 8260C	12/03/2014 16:27	12/04/2014 09:53	SS
75-00-3	Chloroethane	ND		ug/L	2.5	5.0	1	EPA 8260C	12/03/2014 16:27	12/04/2014 09:53	SS
67-66-3	Chloroform	ND		ug/L	2.5	5.0	1	EPA 8260C	12/03/2014 16:27	12/04/2014 09:53	SS
74-87-3	Chloromethane	ND		ug/L	2.5	5.0	1	EPA 8260C	12/03/2014 16:27	12/04/2014 09:53	SS
156-59-2	cis-1,2-Dichloroethylene	ND		ug/L	2.5	5.0	1	EPA 8260C	12/03/2014 16:27	12/04/2014 09:53	SS
10061-01-5	cis-1,3-Dichloropropylene	ND		ug/L	2.5	5.0	1	EPA 8260C	12/03/2014 16:27	12/04/2014 09:53	SS
124-48-1	Dibromochloromethane	ND		ug/L	2.5	5.0	1	EPA 8260C	12/03/2014 16:27	12/04/2014 09:53	SS
74-95-3	Dibromomethane	ND		ug/L	2.5	5.0	1	EPA 8260C	12/03/2014 16:27	12/04/2014 09:53	SS
75-71-8	Dichlorodifluoromethane	ND		ug/L	2.5	5.0	1	EPA 8260C	12/03/2014 16:27	12/04/2014 09:53	SS
87-68-3	Hexachlorobutadiene	ND		ug/L	2.5	5.0	1	EPA 8260C	12/03/2014 16:27	12/04/2014 09:53	SS
75-09-2	**Methylene chloride**	**6.9**	J, B	ug/L	2.5	10	1	EPA 8260C	12/03/2014 16:27	12/04/2014 09:53	SS
127-18-4	Tetrachloroethylene	ND		ug/L	2.5	5.0	1	EPA 8260C	12/03/2014 16:27	12/04/2014 09:53	SS
156-60-5	trans-1,2-Dichloroethylene	ND		ug/L	2.5	5.0	1	EPA 8260C	12/03/2014 16:27	12/04/2014 09:53	SS
10061-02-6	trans-1,3-Dichloropropylene	ND		ug/L	2.5	5.0	1	EPA 8260C	12/03/2014 16:27	12/04/2014 09:53	SS
79-01-6	Trichloroethylene	ND		ug/L	2.5	5.0	1	EPA 8260C	12/03/2014 16:27	12/04/2014 09:53	SS
75-69-4	Trichlorofluoromethane	ND		ug/L	2.5	5.0	1	EPA 8260C	12/03/2014 16:27	12/04/2014 09:53	SS
75-01-4	Vinyl Chloride	ND		ug/L	2.5	5.0	1	EPA 8260C	12/03/2014 16:27	12/04/2014 09:53	SS

	Surrogate Recoveries	Result	Acceptance Range
17060-07-0	*Surrogate: 1,2-Dichloroethane-d4*	*93.9 %*	*65-135*
460-00-4	*Surrogate: p-Bromofluorobenzene*	*91.8 %*	*81-114*
2037-26-5	*Surrogate: Toluene-d8*	*104 %*	*86-118*

Sample Information

Client Sample ID: **MW-16S** **York Sample ID:** **14K0920-08**

York Project (SDG) No.	Client Project ID	Matrix	Collection Date/Time	Date Received
14K0920	SNYGEN	Water	November 25, 2014 9:20 am	11/25/2014

Methane, Ethane & Ethylene **Log-in Notes:** **Sample Notes:**

Sample Prepared by Method: Preparation for GC Analysis

CAS No.	Parameter	Result	Flag	Units	LOD/MDL	Reported to LOQ	Dilution	Reference Method	Date/Time Prepared	Date/Time Analyzed	Analyst
74-82-8	*** Methane**	**510**		ug/L	10	10	1	GC/Headspace	12/03/2014 08:12	12/03/2014 16:34	JW
74-84-0	* Ethane	ND		ug/L	10	10	1	GC/Headspace	12/03/2014 08:12	12/03/2014 16:34	JW
74-85-1	* Ethylene (Ethene)	ND		ug/L	10	10	1	GC/Headspace	12/03/2014 08:12	12/03/2014 16:34	JW

Sample Information

Client Sample ID: **MW-20** **York Sample ID:** **14K0920-09**

York Project (SDG) No.	Client Project ID	Matrix	Collection Date/Time	Date Received
14K0920	SNYGEN	Water	November 25, 2014 1:32 pm	11/25/2014

Volatile Organics, 8260 Halogenated List **Log-in Notes:** **Sample Notes:**

Sample Prepared by Method: EPA 5030B

CAS No.	Parameter	Result	Flag	Units	Reported to LOD/MDL	LOQ	Dilution	Reference Method	Date/Time Prepared	Date/Time Analyzed	Analyst
630-20-6	1,1,1,2-Tetrachloroethane	ND		ug/L	2.5	5.0	1	EPA 8260C	12/03/2014 16:27	12/04/2014 10:29	SS
71-55-6	**1,1,1-Trichloroethane**	**4.8**	J	ug/L	2.5	5.0	1	EPA 8260C	12/03/2014 16:27	12/04/2014 10:29	SS
79-34-5	1,1,2,2-Tetrachloroethane	ND		ug/L	2.5	5.0	1	EPA 8260C	12/03/2014 16:27	12/04/2014 10:29	SS
76-13-1	1,1,2-Trichloro-1,2,2-trifluoroethane (Freon 113)	ND		ug/L	2.5	5.0	1	EPA 8260C	12/03/2014 16:27	12/04/2014 10:29	SS
79-00-5	1,1,2-Trichloroethane	ND		ug/L	2.5	5.0	1	EPA 8260C	12/03/2014 16:27	12/04/2014 10:29	SS
75-34-3	1,1-Dichloroethane	ND		ug/L	2.5	5.0	1	EPA 8260C	12/03/2014 16:27	12/04/2014 10:29	SS
75-35-4	1,1-Dichloroethylene	ND		ug/L	2.5	5.0	1	EPA 8260C	12/03/2014 16:27	12/04/2014 10:29	SS
563-58-6	1,1-Dichloropropylene	ND		ug/L	2.5	5.0	1	EPA 8260C	12/03/2014 16:27	12/04/2014 10:29	SS
87-61-6	1,2,3-Trichlorobenzene	ND		ug/L	2.5	5.0	1	EPA 8260C	12/03/2014 16:27	12/04/2014 10:29	SS
96-18-4	1,2,3-Trichloropropane	ND		ug/L	2.5	5.0	1	EPA 8260C	12/03/2014 16:27	12/04/2014 10:29	SS
120-82-1	1,2,4-Trichlorobenzene	ND		ug/L	2.5	5.0	1	EPA 8260C	12/03/2014 16:27	12/04/2014 10:29	SS
96-12-8	1,2-Dibromo-3-chloropropane	ND		ug/L	2.5	5.0	1	EPA 8260C	12/03/2014 16:27	12/04/2014 10:29	SS
106-93-4	1,2-Dibromoethane	ND		ug/L	2.5	5.0	1	EPA 8260C	12/03/2014 16:27	12/04/2014 10:29	SS
95-50-1	1,2-Dichlorobenzene	ND		ug/L	2.5	5.0	1	EPA 8260C	12/03/2014 16:27	12/04/2014 10:29	SS
107-06-2	1,2-Dichloroethane	ND		ug/L	2.5	5.0	1	EPA 8260C	12/03/2014 16:27	12/04/2014 10:29	SS
78-87-5	1,2-Dichloropropane	ND		ug/L	2.5	5.0	1	EPA 8260C	12/03/2014 16:27	12/04/2014 10:29	SS
541-73-1	1,3-Dichlorobenzene	ND		ug/L	2.5	5.0	1	EPA 8260C	12/03/2014 16:27	12/04/2014 10:29	SS
142-28-9	1,3-Dichloropropane	ND		ug/L	2.5	5.0	1	EPA 8260C	12/03/2014 16:27	12/04/2014 10:29	SS
106-46-7	1,4-Dichlorobenzene	ND		ug/L	2.5	5.0	1	EPA 8260C	12/03/2014 16:27	12/04/2014 10:29	SS
594-20-7	2,2-Dichloropropane	ND		ug/L	2.5	5.0	1	EPA 8260C	12/03/2014 16:27	12/04/2014 10:29	SS

Sample Information

Client Sample ID: **MW-20** **York Sample ID:** **14K0920-09**

York Project (SDG) No.	Client Project ID	Matrix	Collection Date/Time	Date Received
14K0920	SNYGEN	Water	November 25, 2014 1:32 pm	11/25/2014

Volatile Organics, 8260 Halogenated List

Log-in Notes: **Sample Notes:**

Sample Prepared by Method: EPA 5030B

CAS No.	Parameter	Result	Flag	Units	Reported to LOD/MDL	LOQ	Dilution	Reference Method	Date/Time Prepared	Date/Time Analyzed	Analyst
95-49-8	2-Chlorotoluene	ND		ug/L	2.5	5.0	1	EPA 8260C	12/03/2014 16:27	12/04/2014 10:29	SS
106-43-4	4-Chlorotoluene	ND		ug/L	2.5	5.0	1	EPA 8260C	12/03/2014 16:27	12/04/2014 10:29	SS
108-86-1	Bromobenzene	ND		ug/L	2.5	5.0	1	EPA 8260C	12/03/2014 16:27	12/04/2014 10:29	SS
74-97-5	Bromochloromethane	ND		ug/L	2.5	5.0	1	EPA 8260C	12/03/2014 16:27	12/04/2014 10:29	SS
75-27-4	Bromodichloromethane	ND		ug/L	2.5	5.0	1	EPA 8260C	12/03/2014 16:27	12/04/2014 10:29	SS
75-25-2	Bromoform	ND		ug/L	2.5	5.0	1	EPA 8260C	12/03/2014 16:27	12/04/2014 10:29	SS
74-83-9	Bromomethane	ND		ug/L	2.5	5.0	1	EPA 8260C	12/03/2014 16:27	12/04/2014 10:29	SS
56-23-5	**Carbon tetrachloride**	**37**		ug/L	2.5	5.0	1	EPA 8260C	12/03/2014 16:27	12/04/2014 10:29	SS
108-90-7	Chlorobenzene	ND		ug/L	2.5	5.0	1	EPA 8260C	12/03/2014 16:27	12/04/2014 10:29	SS
75-00-3	Chloroethane	ND		ug/L	2.5	5.0	1	EPA 8260C	12/03/2014 16:27	12/04/2014 10:29	SS
67-66-3	**Chloroform**	**4.6**	J	ug/L	2.5	5.0	1	EPA 8260C	12/03/2014 16:27	12/04/2014 10:29	SS
74-87-3	Chloromethane	ND		ug/L	2.5	5.0	1	EPA 8260C	12/03/2014 16:27	12/04/2014 10:29	SS
156-59-2	cis-1,2-Dichloroethylene	ND		ug/L	2.5	5.0	1	EPA 8260C	12/03/2014 16:27	12/04/2014 10:29	SS
10061-01-5	cis-1,3-Dichloropropylene	ND		ug/L	2.5	5.0	1	EPA 8260C	12/03/2014 16:27	12/04/2014 10:29	SS
124-48-1	Dibromochloromethane	ND		ug/L	2.5	5.0	1	EPA 8260C	12/03/2014 16:27	12/04/2014 10:29	SS
74-95-3	Dibromomethane	ND		ug/L	2.5	5.0	1	EPA 8260C	12/03/2014 16:27	12/04/2014 10:29	SS
75-71-8	Dichlorodifluoromethane	ND		ug/L	2.5	5.0	1	EPA 8260C	12/03/2014 16:27	12/04/2014 10:29	SS
87-68-3	Hexachlorobutadiene	ND		ug/L	2.5	5.0	1	EPA 8260C	12/03/2014 16:27	12/04/2014 10:29	SS
75-09-2	**Methylene chloride**	**5.7**	J, B	ug/L	2.5	10	1	EPA 8260C	12/03/2014 16:27	12/04/2014 10:29	SS
127-18-4	Tetrachloroethylene	ND		ug/L	2.5	5.0	1	EPA 8260C	12/03/2014 16:27	12/04/2014 10:29	SS
156-60-5	trans-1,2-Dichloroethylene	ND		ug/L	2.5	5.0	1	EPA 8260C	12/03/2014 16:27	12/04/2014 10:29	SS
10061-02-6	trans-1,3-Dichloropropylene	ND		ug/L	2.5	5.0	1	EPA 8260C	12/03/2014 16:27	12/04/2014 10:29	SS
79-01-6	**Trichloroethylene**	**5.9**		ug/L	2.5	5.0	1	EPA 8260C	12/03/2014 16:27	12/04/2014 10:29	SS
75-69-4	Trichlorofluoromethane	ND		ug/L	2.5	5.0	1	EPA 8260C	12/03/2014 16:27	12/04/2014 10:29	SS
75-01-4	Vinyl Chloride	ND		ug/L	2.5	5.0	1	EPA 8260C	12/03/2014 16:27	12/04/2014 10:29	SS

	Surrogate Recoveries	Result	Acceptance Range
17060-07-0	*Surrogate: 1,2-Dichloroethane-d4*	*86.0 %*	*65-135*
460-00-4	*Surrogate: p-Bromofluorobenzene*	*94.7 %*	*81-114*
2037-26-5	*Surrogate: Toluene-d8*	*104 %*	*86-118*

Sample Information

Client Sample ID: **MW-20** **York Sample ID:** **14K0920-09**

York Project (SDG) No.	Client Project ID	Matrix	Collection Date/Time	Date Received
14K0920	SNYGEN	Water	November 25, 2014 1:32 pm	11/25/2014

Methane **Log-in Notes:** **Sample Notes:**

Sample Prepared by Method: Preparation for GC Analysis

CAS No.	Parameter	Result	Flag	Units	LOD/MDL	Reported to LOQ	Dilution	Reference Method	Date/Time Prepared	Date/Time Analyzed	Analyst
74-82-8	* Methane	ND		ug/L	10	10	1	GC/Headspace	12/03/2014 08:12	12/03/2014 16:34	JW

Sample Information

Client Sample ID: **MW-21** **York Sample ID:** **14K0920-10**

York Project (SDG) No.	Client Project ID	Matrix	Collection Date/Time	Date Received
14K0920	SNYGEN	Water	November 25, 2014 10:29 am	11/25/2014

Volatile Organics, 8260 Halogenated List **Log-in Notes:** **Sample Notes:**

Sample Prepared by Method: EPA 5030B

CAS No.	Parameter	Result	Flag	Units	LOD/MDL	Reported to LOQ	Dilution	Reference Method	Date/Time Prepared	Date/Time Analyzed	Analyst
630-20-6	1,1,1,2-Tetrachloroethane	ND		ug/L	2.5	5.0	1	EPA 8260C	12/03/2014 16:27	12/04/2014 11:05	SS
71-55-6	1,1,1-Trichloroethane	ND		ug/L	2.5	5.0	1	EPA 8260C	12/03/2014 16:27	12/04/2014 11:05	SS
79-34-5	1,1,2,2-Tetrachloroethane	ND		ug/L	2.5	5.0	1	EPA 8260C	12/03/2014 16:27	12/04/2014 11:05	SS
76-13-1	1,1,2-Trichloro-1,2,2-trifluoroethane (Freon 113)	ND		ug/L	2.5	5.0	1	EPA 8260C	12/03/2014 16:27	12/04/2014 11:05	SS
79-00-5	1,1,2-Trichloroethane	ND		ug/L	2.5	5.0	1	EPA 8260C	12/03/2014 16:27	12/04/2014 11:05	SS
75-34-3	1,1-Dichloroethane	ND		ug/L	2.5	5.0	1	EPA 8260C	12/03/2014 16:27	12/04/2014 11:05	SS
75-35-4	1,1-Dichloroethylene	ND		ug/L	2.5	5.0	1	EPA 8260C	12/03/2014 16:27	12/04/2014 11:05	SS
563-58-6	1,1-Dichloropropylene	ND		ug/L	2.5	5.0	1	EPA 8260C	12/03/2014 16:27	12/04/2014 11:05	SS
87-61-6	1,2,3-Trichlorobenzene	ND		ug/L	2.5	5.0	1	EPA 8260C	12/03/2014 16:27	12/04/2014 11:05	SS
96-18-4	1,2,3-Trichloropropane	ND		ug/L	2.5	5.0	1	EPA 8260C	12/03/2014 16:27	12/04/2014 11:05	SS
120-82-1	1,2,4-Trichlorobenzene	ND		ug/L	2.5	5.0	1	EPA 8260C	12/03/2014 16:27	12/04/2014 11:05	SS
96-12-8	1,2-Dibromo-3-chloropropane	ND		ug/L	2.5	5.0	1	EPA 8260C	12/03/2014 16:27	12/04/2014 11:05	SS
106-93-4	1,2-Dibromoethane	ND		ug/L	2.5	5.0	1	EPA 8260C	12/03/2014 16:27	12/04/2014 11:05	SS
95-50-1	1,2-Dichlorobenzene	ND		ug/L	2.5	5.0	1	EPA 8260C	12/03/2014 16:27	12/04/2014 11:05	SS
107-06-2	1,2-Dichloroethane	ND		ug/L	2.5	5.0	1	EPA 8260C	12/03/2014 16:27	12/04/2014 11:05	SS
78-87-5	1,2-Dichloropropane	ND		ug/L	2.5	5.0	1	EPA 8260C	12/03/2014 16:27	12/04/2014 11:05	SS
541-73-1	1,3-Dichlorobenzene	ND		ug/L	2.5	5.0	1	EPA 8260C	12/03/2014 16:27	12/04/2014 11:05	SS
142-28-9	1,3-Dichloropropane	ND		ug/L	2.5	5.0	1	EPA 8260C	12/03/2014 16:27	12/04/2014 11:05	SS
106-46-7	1,4-Dichlorobenzene	ND		ug/L	2.5	5.0	1	EPA 8260C	12/03/2014 16:27	12/04/2014 11:05	SS
594-20-7	2,2-Dichloropropane	ND		ug/L	2.5	5.0	1	EPA 8260C	12/03/2014 16:27	12/04/2014 11:05	SS
95-49-8	2-Chlorotoluene	ND		ug/L	2.5	5.0	1	EPA 8260C	12/03/2014 16:27	12/04/2014 11:05	SS
106-43-4	4-Chlorotoluene	ND		ug/L	2.5	5.0	1	EPA 8260C	12/03/2014 16:27	12/04/2014 11:05	SS

Sample Information

Client Sample ID: **MW-21** **York Sample ID:** **14K0920-10**

York Project (SDG) No.	Client Project ID	Matrix	Collection Date/Time	Date Received
14K0920	SNYGEN	Water	November 25, 2014 10:29 am	11/25/2014

Volatile Organics, 8260 Halogenated List

Log-in Notes: **Sample Notes:**

Sample Prepared by Method: EPA 5030B

CAS No.	Parameter	Result	Flag	Units	Reported to LOD/MDL	LOQ	Dilution	Reference Method	Date/Time Prepared	Date/Time Analyzed	Analyst
108-86-1	Bromobenzene	ND		ug/L	2.5	5.0	1	EPA 8260C	12/03/2014 16:27	12/04/2014 11:05	SS
74-97-5	Bromochloromethane	ND		ug/L	2.5	5.0	1	EPA 8260C	12/03/2014 16:27	12/04/2014 11:05	SS
75-27-4	Bromodichloromethane	ND		ug/L	2.5	5.0	1	EPA 8260C	12/03/2014 16:27	12/04/2014 11:05	SS
75-25-2	Bromoform	ND		ug/L	2.5	5.0	1	EPA 8260C	12/03/2014 16:27	12/04/2014 11:05	SS
74-83-9	Bromomethane	ND		ug/L	2.5	5.0	1	EPA 8260C	12/03/2014 16:27	12/04/2014 11:05	SS
56-23-5	Carbon tetrachloride	ND		ug/L	2.5	5.0	1	EPA 8260C	12/03/2014 16:27	12/04/2014 11:05	SS
108-90-7	Chlorobenzene	ND		ug/L	2.5	5.0	1	EPA 8260C	12/03/2014 16:27	12/04/2014 11:05	SS
75-00-3	Chloroethane	ND		ug/L	2.5	5.0	1	EPA 8260C	12/03/2014 16:27	12/04/2014 11:05	SS
67-66-3	Chloroform	ND		ug/L	2.5	5.0	1	EPA 8260C	12/03/2014 16:27	12/04/2014 11:05	SS
74-87-3	Chloromethane	ND		ug/L	2.5	5.0	1	EPA 8260C	12/03/2014 16:27	12/04/2014 11:05	SS
156-59-2	cis-1,2-Dichloroethylene	ND		ug/L	2.5	5.0	1	EPA 8260C	12/03/2014 16:27	12/04/2014 11:05	SS
10061-01-5	cis-1,3-Dichloropropylene	ND		ug/L	2.5	5.0	1	EPA 8260C	12/03/2014 16:27	12/04/2014 11:05	SS
124-48-1	Dibromochloromethane	ND		ug/L	2.5	5.0	1	EPA 8260C	12/03/2014 16:27	12/04/2014 11:05	SS
74-95-3	Dibromomethane	ND		ug/L	2.5	5.0	1	EPA 8260C	12/03/2014 16:27	12/04/2014 11:05	SS
75-71-8	Dichlorodifluoromethane	ND		ug/L	2.5	5.0	1	EPA 8260C	12/03/2014 16:27	12/04/2014 11:05	SS
87-68-3	Hexachlorobutadiene	ND		ug/L	2.5	5.0	1	EPA 8260C	12/03/2014 16:27	12/04/2014 11:05	SS
75-09-2	**Methylene chloride**	**5.5**	J, B	ug/L	2.5	10	1	EPA 8260C	12/03/2014 16:27	12/04/2014 11:05	SS
127-18-4	Tetrachloroethylene	ND		ug/L	2.5	5.0	1	EPA 8260C	12/03/2014 16:27	12/04/2014 11:05	SS
156-60-5	trans-1,2-Dichloroethylene	ND		ug/L	2.5	5.0	1	EPA 8260C	12/03/2014 16:27	12/04/2014 11:05	SS
10061-02-6	trans-1,3-Dichloropropylene	ND		ug/L	2.5	5.0	1	EPA 8260C	12/03/2014 16:27	12/04/2014 11:05	SS
79-01-6	Trichloroethylene	ND		ug/L	2.5	5.0	1	EPA 8260C	12/03/2014 16:27	12/04/2014 11:05	SS
75-69-4	Trichlorofluoromethane	ND		ug/L	2.5	5.0	1	EPA 8260C	12/03/2014 16:27	12/04/2014 11:05	SS
75-01-4	Vinyl Chloride	ND		ug/L	2.5	5.0	1	EPA 8260C	12/03/2014 16:27	12/04/2014 11:05	SS

	Surrogate Recoveries	Result	Acceptance Range
17060-07-0	*Surrogate: 1,2-Dichloroethane-d4*	*90.7 %*	*65-135*
460-00-4	*Surrogate: p-Bromofluorobenzene*	*93.8 %*	*81-114*
2037-26-5	*Surrogate: Toluene-d8*	*106 %*	*86-118*

Sample Information

Client Sample ID: **MW-21** **York Sample ID:** **14K0920-10**

York Project (SDG) No.	Client Project ID	Matrix	Collection Date/Time	Date Received
14K0920	SNYGEN	Water	November 25, 2014 10:29 am	11/25/2014

Methane

Log-in Notes: **Sample Notes:**

Sample Prepared by Method: Preparation for GC Analysis

CAS No.	Parameter	Result	Flag	Units	LOD/MDL	Reported to LOQ	Dilution	Reference Method	Date/Time Prepared	Date/Time Analyzed	Analyst
74-82-8	*** Methane**	**15**		ug/L	10	10	1	GC/Headspace	12/03/2014 08:12	12/03/2014 16:34	JW

Arsenic by EPA 6010

Log-in Notes: **Sample Notes:**

Sample Prepared by Method: EPA 3010A

CAS No.	Parameter	Result	Flag	Units	LOD/MDL	Reported to LOQ	Dilution	Reference Method	Date/Time Prepared	Date/Time Analyzed	Analyst
7440-38-2	**Arsenic**	**0.00460**		mg/L	0.00400	0.00400	1	EPA 6010C	12/03/2014 08:57	12/03/2014 15:33	MW

Barium by EPA 6010

Log-in Notes: **Sample Notes:**

Sample Prepared by Method: EPA 3010A

CAS No.	Parameter	Result	Flag	Units	LOD/MDL	Reported to LOQ	Dilution	Reference Method	Date/Time Prepared	Date/Time Analyzed	Analyst
7440-39-3	**Barium**	**0.0873**		mg/L	0.0100	0.0100	1	EPA 6010C	12/03/2014 08:57	12/03/2014 15:33	MW

Cadmium by EPA 6010

Log-in Notes: **Sample Notes:**

Sample Prepared by Method: EPA 3010A

CAS No.	Parameter	Result	Flag	Units	LOD/MDL	Reported to LOQ	Dilution	Reference Method	Date/Time Prepared	Date/Time Analyzed	Analyst
7440-43-9	Cadmium	ND		mg/L	0.00300	0.00300	1	EPA 6010C	12/03/2014 08:57	12/03/2014 15:33	MW

Chromium by EPA 6010

Log-in Notes: **Sample Notes:**

Sample Prepared by Method: EPA 3010A

CAS No.	Parameter	Result	Flag	Units	LOD/MDL	Reported to LOQ	Dilution	Reference Method	Date/Time Prepared	Date/Time Analyzed	Analyst
7440-47-3	Chromium	ND		mg/L	0.00500	0.00500	1	EPA 6010C	12/03/2014 08:57	12/03/2014 15:33	MW

Copper by EPA 6010

Log-in Notes: **Sample Notes:**

Sample Prepared by Method: EPA 3010A

CAS No.	Parameter	Result	Flag	Units	LOD/MDL	Reported to LOQ	Dilution	Reference Method	Date/Time Prepared	Date/Time Analyzed	Analyst
7440-50-8	Copper	ND		mg/L	0.00300	0.00300	1	EPA 6010C	12/03/2014 08:57	12/03/2014 15:33	MW

Lead by EPA 6010

Log-in Notes: **Sample Notes:**

Sample Prepared by Method: EPA 3010A

CAS No.	Parameter	Result	Flag	Units	LOD/MDL	Reported to LOQ	Dilution	Reference Method	Date/Time Prepared	Date/Time Analyzed	Analyst
7439-92-1	Lead	ND		mg/L	0.00300	0.00300	1	EPA 6010C	12/03/2014 08:57	12/03/2014 15:33	MW

Selenium by EPA 6010

Log-in Notes: **Sample Notes:**

Sample Prepared by Method: EPA 3010A

CAS No.	Parameter	Result	Flag	Units	LOD/MDL	Reported to LOQ	Dilution	Reference Method	Date/Time Prepared	Date/Time Analyzed	Analyst
7782-49-2	Selenium	ND		mg/L	0.0100	0.0100	1	EPA 6010C	12/03/2014 08:57	12/03/2014 15:33	MW

Sample Information

Client Sample ID: **MW-21** **York Sample ID:** **14K0920-10**

York Project (SDG) No.	Client Project ID	Matrix	Collection Date/Time	Date Received
14K0920	SNYGEN	Water	November 25, 2014 10:29 am	11/25/2014

Chloride

Log-in Notes: **Sample Notes:**

Sample Prepared by Method: EPA 300

CAS No.	Parameter	Result	Flag	Units	LOD/MDL	Reported to LOQ	Dilution	Reference Method	Date/Time Prepared	Date/Time Analyzed	Analyst
16887-00-6	**Chloride**	**91.9**		mg/L	0.690	5.00	10	EPA 300.0	12/04/2014 07:21	12/04/2014 07:21	AD

Chromium, Hexavalent

Log-in Notes: **Sample Notes:**

Sample Prepared by Method: Analysis Preparation

CAS No.	Parameter	Result	Flag	Units	LOD/MDL	Reported to LOQ	Dilution	Reference Method	Date/Time Prepared	Date/Time Analyzed	Analyst
18540-29-9	Chromium, Hexavalent	ND		mg/L	0.0100	0.0100	1	EPA 7196A	11/26/2014 08:53	11/26/2014 08:53	SCA

Sample Information

Client Sample ID: **MW-22** **York Sample ID:** **14K0920-11**

York Project (SDG) No.	Client Project ID	Matrix	Collection Date/Time	Date Received
14K0920	SNYGEN	Water	November 25, 2014 9:33 am	11/25/2014

Volatile Organics, 8260 Halogenated List

Log-in Notes: **Sample Notes:**

Sample Prepared by Method: EPA 5030B

CAS No.	Parameter	Result	Flag	Units	Reported to LOD/MDL	LOQ	Dilution	Reference Method	Date/Time Prepared	Date/Time Analyzed	Analyst
630-20-6	1,1,1,2-Tetrachloroethane	ND		ug/L	2.5	5.0	1	EPA 8260C	12/03/2014 16:27	12/04/2014 11:41	SS
71-55-6	1,1,1-Trichloroethane	ND		ug/L	2.5	5.0	1	EPA 8260C	12/03/2014 16:27	12/04/2014 11:41	SS
79-34-5	1,1,2,2-Tetrachloroethane	ND		ug/L	2.5	5.0	1	EPA 8260C	12/03/2014 16:27	12/04/2014 11:41	SS
76-13-1	1,1,2-Trichloro-1,2,2-trifluoroethane (Freon 113)	ND		ug/L	2.5	5.0	1	EPA 8260C	12/03/2014 16:27	12/04/2014 11:41	SS
79-00-5	1,1,2-Trichloroethane	ND		ug/L	2.5	5.0	1	EPA 8260C	12/03/2014 16:27	12/04/2014 11:41	SS
75-34-3	1,1-Dichloroethane	ND		ug/L	2.5	5.0	1	EPA 8260C	12/03/2014 16:27	12/04/2014 11:41	SS
75-35-4	1,1-Dichloroethylene	ND		ug/L	2.5	5.0	1	EPA 8260C	12/03/2014 16:27	12/04/2014 11:41	SS
563-58-6	1,1-Dichloropropylene	ND		ug/L	2.5	5.0	1	EPA 8260C	12/03/2014 16:27	12/04/2014 11:41	SS
87-61-6	1,2,3-Trichlorobenzene	ND		ug/L	2.5	5.0	1	EPA 8260C	12/03/2014 16:27	12/04/2014 11:41	SS
96-18-4	1,2,3-Trichloropropane	ND		ug/L	2.5	5.0	1	EPA 8260C	12/03/2014 16:27	12/04/2014 11:41	SS
120-82-1	1,2,4-Trichlorobenzene	ND		ug/L	2.5	5.0	1	EPA 8260C	12/03/2014 16:27	12/04/2014 11:41	SS
96-12-8	1,2-Dibromo-3-chloropropane	ND		ug/L	2.5	5.0	1	EPA 8260C	12/03/2014 16:27	12/04/2014 11:41	SS
106-93-4	1,2-Dibromoethane	ND		ug/L	2.5	5.0	1	EPA 8260C	12/03/2014 16:27	12/04/2014 11:41	SS
95-50-1	1,2-Dichlorobenzene	ND		ug/L	2.5	5.0	1	EPA 8260C	12/03/2014 16:27	12/04/2014 11:41	SS
107-06-2	1,2-Dichloroethane	ND		ug/L	2.5	5.0	1	EPA 8260C	12/03/2014 16:27	12/04/2014 11:41	SS
78-87-5	1,2-Dichloropropane	ND		ug/L	2.5	5.0	1	EPA 8260C	12/03/2014 16:27	12/04/2014 11:41	SS

Sample Information

Client Sample ID: **MW-22** **York Sample ID:** **14K0920-11**

York Project (SDG) No.	Client Project ID	Matrix	Collection Date/Time	Date Received
14K0920	SNYGEN	Water	November 25, 2014 9:33 am	11/25/2014

Volatile Organics, 8260 Halogenated List

Log-in Notes:

Sample Notes:

Sample Prepared by Method: EPA 5030B

CAS No.	Parameter	Result	Flag	Units	Reported to LOD/MDL	LOQ	Dilution	Reference Method	Date/Time Prepared	Date/Time Analyzed	Analyst
541-73-1	1,3-Dichlorobenzene	ND		ug/L	2.5	5.0	1	EPA 8260C	12/03/2014 16:27	12/04/2014 11:41	SS
142-28-9	1,3-Dichloropropane	ND		ug/L	2.5	5.0	1	EPA 8260C	12/03/2014 16:27	12/04/2014 11:41	SS
106-46-7	1,4-Dichlorobenzene	ND		ug/L	2.5	5.0	1	EPA 8260C	12/03/2014 16:27	12/04/2014 11:41	SS
594-20-7	2,2-Dichloropropane	ND		ug/L	2.5	5.0	1	EPA 8260C	12/03/2014 16:27	12/04/2014 11:41	SS
95-49-8	2-Chlorotoluene	ND		ug/L	2.5	5.0	1	EPA 8260C	12/03/2014 16:27	12/04/2014 11:41	SS
106-43-4	4-Chlorotoluene	ND		ug/L	2.5	5.0	1	EPA 8260C	12/03/2014 16:27	12/04/2014 11:41	SS
108-86-1	Bromobenzene	ND		ug/L	2.5	5.0	1	EPA 8260C	12/03/2014 16:27	12/04/2014 11:41	SS
74-97-5	Bromochloromethane	ND		ug/L	2.5	5.0	1	EPA 8260C	12/03/2014 16:27	12/04/2014 11:41	SS
75-27-4	Bromodichloromethane	ND		ug/L	2.5	5.0	1	EPA 8260C	12/03/2014 16:27	12/04/2014 11:41	SS
75-25-2	Bromoform	ND		ug/L	2.5	5.0	1	EPA 8260C	12/03/2014 16:27	12/04/2014 11:41	SS
74-83-9	Bromomethane	ND		ug/L	2.5	5.0	1	EPA 8260C	12/03/2014 16:27	12/04/2014 11:41	SS
56-23-5	**Carbon tetrachloride**	**3.3**	J	ug/L	2.5	5.0	1	EPA 8260C	12/03/2014 16:27	12/04/2014 11:41	SS
108-90-7	Chlorobenzene	ND		ug/L	2.5	5.0	1	EPA 8260C	12/03/2014 16:27	12/04/2014 11:41	SS
75-00-3	Chloroethane	ND		ug/L	2.5	5.0	1	EPA 8260C	12/03/2014 16:27	12/04/2014 11:41	SS
67-66-3	**Chloroform**	**11**		ug/L	2.5	5.0	1	EPA 8260C	12/03/2014 16:27	12/04/2014 11:41	SS
74-87-3	Chloromethane	ND		ug/L	2.5	5.0	1	EPA 8260C	12/03/2014 16:27	12/04/2014 11:41	SS
156-59-2	cis-1,2-Dichloroethylene	ND		ug/L	2.5	5.0	1	EPA 8260C	12/03/2014 16:27	12/04/2014 11:41	SS
10061-01-5	cis-1,3-Dichloropropylene	ND		ug/L	2.5	5.0	1	EPA 8260C	12/03/2014 16:27	12/04/2014 11:41	SS
124-48-1	Dibromochloromethane	ND		ug/L	2.5	5.0	1	EPA 8260C	12/03/2014 16:27	12/04/2014 11:41	SS
74-95-3	Dibromomethane	ND		ug/L	2.5	5.0	1	EPA 8260C	12/03/2014 16:27	12/04/2014 11:41	SS
75-71-8	Dichlorodifluoromethane	ND		ug/L	2.5	5.0	1	EPA 8260C	12/03/2014 16:27	12/04/2014 11:41	SS
87-68-3	Hexachlorobutadiene	ND		ug/L	2.5	5.0	1	EPA 8260C	12/03/2014 16:27	12/04/2014 11:41	SS
75-09-2	**Methylene chloride**	**5.5**	J, B	ug/L	2.5	10	1	EPA 8260C	12/03/2014 16:27	12/04/2014 11:41	SS
127-18-4	Tetrachloroethylene	ND		ug/L	2.5	5.0	1	EPA 8260C	12/03/2014 16:27	12/04/2014 11:41	SS
156-60-5	trans-1,2-Dichloroethylene	ND		ug/L	2.5	5.0	1	EPA 8260C	12/03/2014 16:27	12/04/2014 11:41	SS
10061-02-6	trans-1,3-Dichloropropylene	ND		ug/L	2.5	5.0	1	EPA 8260C	12/03/2014 16:27	12/04/2014 11:41	SS
79-01-6	**Trichloroethylene**	**3.0**	J	ug/L	2.5	5.0	1	EPA 8260C	12/03/2014 16:27	12/04/2014 11:41	SS
75-69-4	Trichlorofluoromethane	ND		ug/L	2.5	5.0	1	EPA 8260C	12/03/2014 16:27	12/04/2014 11:41	SS
75-01-4	Vinyl Chloride	ND		ug/L	2.5	5.0	1	EPA 8260C	12/03/2014 16:27	12/04/2014 11:41	SS

	Surrogate Recoveries	Result	Acceptance Range
17060-07-0	*Surrogate: 1,2-Dichloroethane-d4*	*87.9 %*	*65-135*
460-00-4	*Surrogate: p-Bromofluorobenzene*	*95.0 %*	*81-114*
2037-26-5	*Surrogate: Toluene-d8*	*107 %*	*86-118*

Sample Information

Client Sample ID: **MW-22** **York Sample ID:** **14K0920-11**

York Project (SDG) No.	Client Project ID	Matrix	Collection Date/Time	Date Received
14K0920	SNYGEN	Water	November 25, 2014 9:33 am	11/25/2014

Methane

Log-in Notes: **Sample Notes:**

Sample Prepared by Method: Preparation for GC Analysis

CAS No.	Parameter	Result	Flag	Units	LOD/MDL	Reported to LOQ	Dilution	Reference Method	Date/Time Prepared	Date/Time Analyzed	Analyst
74-82-8	* Methane	ND		ug/L	10	10	1	GC/Headspace	12/03/2014 08:12	12/03/2014 16:34	JW

Arsenic by EPA 6010

Log-in Notes: **Sample Notes:**

Sample Prepared by Method: EPA 3010A

CAS No.	Parameter	Result	Flag	Units	LOD/MDL	Reported to LOQ	Dilution	Reference Method	Date/Time Prepared	Date/Time Analyzed	Analyst
7440-38-2	**Arsenic**	**0.00636**		mg/L	0.00400	0.00400	1	EPA 6010C	12/03/2014 08:57	12/03/2014 15:50	MW

Barium by EPA 6010

Log-in Notes: **Sample Notes:**

Sample Prepared by Method: EPA 3010A

CAS No.	Parameter	Result	Flag	Units	LOD/MDL	Reported to LOQ	Dilution	Reference Method	Date/Time Prepared	Date/Time Analyzed	Analyst
7440-39-3	**Barium**	**0.0551**		mg/L	0.0100	0.0100	1	EPA 6010C	12/03/2014 08:57	12/03/2014 15:50	MW

Cadmium by EPA 6010

Log-in Notes: **Sample Notes:**

Sample Prepared by Method: EPA 3010A

CAS No.	Parameter	Result	Flag	Units	LOD/MDL	Reported to LOQ	Dilution	Reference Method	Date/Time Prepared	Date/Time Analyzed	Analyst
7440-43-9	Cadmium	ND		mg/L	0.00300	0.00300	1	EPA 6010C	12/03/2014 08:57	12/03/2014 15:50	MW

Chromium by EPA 6010

Log-in Notes: **Sample Notes:**

Sample Prepared by Method: EPA 3010A

CAS No.	Parameter	Result	Flag	Units	LOD/MDL	Reported to LOQ	Dilution	Reference Method	Date/Time Prepared	Date/Time Analyzed	Analyst
7440-47-3	**Chromium**	**0.460**		mg/L	0.00500	0.00500	1	EPA 6010C	12/03/2014 08:57	12/03/2014 15:50	MW

Copper by EPA 6010

Log-in Notes: **Sample Notes:**

Sample Prepared by Method: EPA 3010A

CAS No.	Parameter	Result	Flag	Units	LOD/MDL	Reported to LOQ	Dilution	Reference Method	Date/Time Prepared	Date/Time Analyzed	Analyst
7440-50-8	**Copper**	**0.00383**		mg/L	0.00300	0.00300	1	EPA 6010C	12/03/2014 08:57	12/03/2014 15:50	MW

Lead by EPA 6010

Log-in Notes: **Sample Notes:**

Sample Prepared by Method: EPA 3010A

CAS No.	Parameter	Result	Flag	Units	LOD/MDL	Reported to LOQ	Dilution	Reference Method	Date/Time Prepared	Date/Time Analyzed	Analyst
7439-92-1	**Lead**	**0.00715**		mg/L	0.00300	0.00300	1	EPA 6010C	12/03/2014 08:57	12/03/2014 15:50	MW

Selenium by EPA 6010

Log-in Notes: **Sample Notes:**

Sample Prepared by Method: EPA 3010A

CAS No.	Parameter	Result	Flag	Units	LOD/MDL	Reported to LOQ	Dilution	Reference Method	Date/Time Prepared	Date/Time Analyzed	Analyst
7782-49-2	**Selenium**	**0.0297**		mg/L	0.0100	0.0100	1	EPA 6010C	12/03/2014 08:57	12/03/2014 15:50	MW

Sample Information

Client Sample ID: **MW-22** **York Sample ID:** **14K0920-11**

York Project (SDG) No.	Client Project ID	Matrix	Collection Date/Time	Date Received
14K0920	SNYGEN	Water	November 25, 2014 9:33 am	11/25/2014

Chloride

Log-in Notes: **Sample Notes:**

Sample Prepared by Method: EPA 300

CAS No.	Parameter	Result	Flag	Units	LOD/MDL	Reported to LOQ	Dilution	Reference Method	Date/Time Prepared	Date/Time Analyzed	Analyst
16887-00-6	**Chloride**	**347**		mg/L	0.690	5.00	10	EPA 300.0	12/04/2014 07:42	12/04/2014 07:42	AD

Chromium, Hexavalent

Log-in Notes: **Sample Notes:**

Sample Prepared by Method: Analysis Preparation

CAS No.	Parameter	Result	Flag	Units	LOD/MDL	Reported to LOQ	Dilution	Reference Method	Date/Time Prepared	Date/Time Analyzed	Analyst
18540-29-9	**Chromium, Hexavalent**	**0.0640**		mg/L	0.0100	0.0100	1	EPA 7196A	11/26/2014 08:53	11/26/2014 08:53	SCA

Sample Information

Client Sample ID: **Duplicate** **York Sample ID:** **14K0920-12**

York Project (SDG) No.	Client Project ID	Matrix	Collection Date/Time	Date Received
14K0920	SNYGEN	Water	November 25, 2014 10:29 am	11/25/2014

Volatile Organics, 8260 Halogenated List

Log-in Notes: **Sample Notes:**

Sample Prepared by Method: EPA 5030B

CAS No.	Parameter	Result	Flag	Units	Reported to LOD/MDL	LOQ	Dilution	Reference Method	Date/Time Prepared	Date/Time Analyzed	Analyst
630-20-6	1,1,1,2-Tetrachloroethane	ND		ug/L	2.5	5.0	1	EPA 8260C	12/04/2014 08:28	12/04/2014 18:13	SS
71-55-6	1,1,1-Trichloroethane	ND		ug/L	2.5	5.0	1	EPA 8260C	12/04/2014 08:28	12/04/2014 18:13	SS
79-34-5	1,1,2,2-Tetrachloroethane	ND		ug/L	2.5	5.0	1	EPA 8260C	12/04/2014 08:28	12/04/2014 18:13	SS
76-13-1	1,1,2-Trichloro-1,2,2-trifluoroethane (Freon 113)	ND		ug/L	2.5	5.0	1	EPA 8260C	12/04/2014 08:28	12/04/2014 18:13	SS
79-00-5	1,1,2-Trichloroethane	ND		ug/L	2.5	5.0	1	EPA 8260C	12/04/2014 08:28	12/04/2014 18:13	SS
75-34-3	1,1-Dichloroethane	ND		ug/L	2.5	5.0	1	EPA 8260C	12/04/2014 08:28	12/04/2014 18:13	SS
75-35-4	1,1-Dichloroethylene	ND		ug/L	2.5	5.0	1	EPA 8260C	12/04/2014 08:28	12/04/2014 18:13	SS
563-58-6	1,1-Dichloropropylene	ND		ug/L	2.5	5.0	1	EPA 8260C	12/04/2014 08:28	12/04/2014 18:13	SS
87-61-6	1,2,3-Trichlorobenzene	ND		ug/L	2.5	5.0	1	EPA 8260C	12/04/2014 08:28	12/04/2014 18:13	SS
96-18-4	1,2,3-Trichloropropane	ND		ug/L	2.5	5.0	1	EPA 8260C	12/04/2014 08:28	12/04/2014 18:13	SS
120-82-1	1,2,4-Trichlorobenzene	ND		ug/L	2.5	5.0	1	EPA 8260C	12/04/2014 08:28	12/04/2014 18:13	SS
96-12-8	1,2-Dibromo-3-chloropropane	ND		ug/L	2.5	5.0	1	EPA 8260C	12/04/2014 08:28	12/04/2014 18:13	SS
106-93-4	1,2-Dibromoethane	ND		ug/L	2.5	5.0	1	EPA 8260C	12/04/2014 08:28	12/04/2014 18:13	SS
95-50-1	1,2-Dichlorobenzene	ND		ug/L	2.5	5.0	1	EPA 8260C	12/04/2014 08:28	12/04/2014 18:13	SS
107-06-2	1,2-Dichloroethane	ND		ug/L	2.5	5.0	1	EPA 8260C	12/04/2014 08:28	12/04/2014 18:13	SS
78-87-5	1,2-Dichloropropane	ND		ug/L	2.5	5.0	1	EPA 8260C	12/04/2014 08:28	12/04/2014 18:13	SS

Sample Information

Client Sample ID: **Duplicate** **York Sample ID:** **14K0920-12**

York Project (SDG) No.	Client Project ID	Matrix	Collection Date/Time	Date Received
14K0920	SNYGEN	Water	November 25, 2014 10:29 am	11/25/2014

Volatile Organics, 8260 Halogenated List

Log-in Notes: **Sample Notes:**

Sample Prepared by Method: EPA 5030B

CAS No.	Parameter	Result	Flag	Units	Reported to LOD/MDL	LOQ	Dilution	Reference Method	Date/Time Prepared	Date/Time Analyzed	Analyst
541-73-1	1,3-Dichlorobenzene	ND		ug/L	2.5	5.0	1	EPA 8260C	12/04/2014 08:28	12/04/2014 18:13	SS
142-28-9	1,3-Dichloropropane	ND		ug/L	2.5	5.0	1	EPA 8260C	12/04/2014 08:28	12/04/2014 18:13	SS
106-46-7	1,4-Dichlorobenzene	ND		ug/L	2.5	5.0	1	EPA 8260C	12/04/2014 08:28	12/04/2014 18:13	SS
594-20-7	2,2-Dichloropropane	ND		ug/L	2.5	5.0	1	EPA 8260C	12/04/2014 08:28	12/04/2014 18:13	SS
95-49-8	2-Chlorotoluene	ND		ug/L	2.5	5.0	1	EPA 8260C	12/04/2014 08:28	12/04/2014 18:13	SS
106-43-4	4-Chlorotoluene	ND		ug/L	2.5	5.0	1	EPA 8260C	12/04/2014 08:28	12/04/2014 18:13	SS
108-86-1	Bromobenzene	ND		ug/L	2.5	5.0	1	EPA 8260C	12/04/2014 08:28	12/04/2014 18:13	SS
74-97-5	Bromochloromethane	ND		ug/L	2.5	5.0	1	EPA 8260C	12/04/2014 08:28	12/04/2014 18:13	SS
75-27-4	Bromodichloromethane	ND		ug/L	2.5	5.0	1	EPA 8260C	12/04/2014 08:28	12/04/2014 18:13	SS
75-25-2	Bromoform	ND		ug/L	2.5	5.0	1	EPA 8260C	12/04/2014 08:28	12/04/2014 18:13	SS
74-83-9	Bromomethane	ND		ug/L	2.5	5.0	1	EPA 8260C	12/04/2014 08:28	12/04/2014 18:13	SS
56-23-5	Carbon tetrachloride	ND		ug/L	2.5	5.0	1	EPA 8260C	12/04/2014 08:28	12/04/2014 18:13	SS
108-90-7	Chlorobenzene	ND		ug/L	2.5	5.0	1	EPA 8260C	12/04/2014 08:28	12/04/2014 18:13	SS
75-00-3	Chloroethane	ND		ug/L	2.5	5.0	1	EPA 8260C	12/04/2014 08:28	12/04/2014 18:13	SS
67-66-3	Chloroform	ND		ug/L	2.5	5.0	1	EPA 8260C	12/04/2014 08:28	12/04/2014 18:13	SS
74-87-3	Chloromethane	ND		ug/L	2.5	5.0	1	EPA 8260C	12/04/2014 08:28	12/04/2014 18:13	SS
156-59-2	cis-1,2-Dichloroethylene	ND		ug/L	2.5	5.0	1	EPA 8260C	12/04/2014 08:28	12/04/2014 18:13	SS
10061-01-5	cis-1,3-Dichloropropylene	ND		ug/L	2.5	5.0	1	EPA 8260C	12/04/2014 08:28	12/04/2014 18:13	SS
124-48-1	Dibromochloromethane	ND		ug/L	2.5	5.0	1	EPA 8260C	12/04/2014 08:28	12/04/2014 18:13	SS
74-95-3	Dibromomethane	ND		ug/L	2.5	5.0	1	EPA 8260C	12/04/2014 08:28	12/04/2014 18:13	SS
75-71-8	Dichlorodifluoromethane	ND		ug/L	2.5	5.0	1	EPA 8260C	12/04/2014 08:28	12/04/2014 18:13	SS
87-68-3	Hexachlorobutadiene	ND		ug/L	2.5	5.0	1	EPA 8260C	12/04/2014 08:28	12/04/2014 18:13	SS
75-09-2	**Methylene chloride**	**2.9**	J, B	ug/L	2.5	10	1	EPA 8260C	12/04/2014 08:28	12/04/2014 18:13	SS
127-18-4	Tetrachloroethylene	ND		ug/L	2.5	5.0	1	EPA 8260C	12/04/2014 08:28	12/04/2014 18:13	SS
156-60-5	trans-1,2-Dichloroethylene	ND		ug/L	2.5	5.0	1	EPA 8260C	12/04/2014 08:28	12/04/2014 18:13	SS
10061-02-6	trans-1,3-Dichloropropylene	ND		ug/L	2.5	5.0	1	EPA 8260C	12/04/2014 08:28	12/04/2014 18:13	SS
79-01-6	Trichloroethylene	ND		ug/L	2.5	5.0	1	EPA 8260C	12/04/2014 08:28	12/04/2014 18:13	SS
75-69-4	Trichlorofluoromethane	ND		ug/L	2.5	5.0	1	EPA 8260C	12/04/2014 08:28	12/04/2014 18:13	SS
75-01-4	Vinyl Chloride	ND		ug/L	2.5	5.0	1	EPA 8260C	12/04/2014 08:28	12/04/2014 18:13	SS

	Surrogate Recoveries	Result	Acceptance Range
17060-07-0	*Surrogate: 1,2-Dichloroethane-d4*	*90.3 %*	*65-135*
460-00-4	*Surrogate: p-Bromofluorobenzene*	*90.2 %*	*81-114*
2037-26-5	*Surrogate: Toluene-d8*	*109 %*	*86-118*

Sample Information

Client Sample ID: **Duplicate** **York Sample ID:** **14K0920-12**

York Project (SDG) No.	Client Project ID	Matrix	Collection Date/Time	Date Received
14K0920	SNYGEN	Water	November 25, 2014 10:29 am	11/25/2014

Methane

Log-in Notes: **Sample Notes:**

Sample Prepared by Method: Preparation for GC Analysis

CAS No.	Parameter	Result	Flag	Units	LOD/MDL	Reported to LOQ	Dilution	Reference Method	Date/Time Prepared	Date/Time Analyzed	Analyst
74-82-8	*** Methane**	**12**		ug/L	10	10	1	GC/Headspace	12/03/2014 08:12	12/03/2014 16:34	JW

Arsenic by EPA 6010

Log-in Notes: **Sample Notes:**

Sample Prepared by Method: EPA 3010A

CAS No.	Parameter	Result	Flag	Units	LOD/MDL	Reported to LOQ	Dilution	Reference Method	Date/Time Prepared	Date/Time Analyzed	Analyst
7440-38-2	**Arsenic**	**0.00534**		mg/L	0.00400	0.00400	1	EPA 6010C	12/03/2014 08:57	12/03/2014 15:56	MW

Barium by EPA 6010

Log-in Notes: **Sample Notes:**

Sample Prepared by Method: EPA 3010A

CAS No.	Parameter	Result	Flag	Units	LOD/MDL	Reported to LOQ	Dilution	Reference Method	Date/Time Prepared	Date/Time Analyzed	Analyst
7440-39-3	**Barium**	**0.0857**		mg/L	0.0100	0.0100	1	EPA 6010C	12/03/2014 08:57	12/03/2014 15:56	MW

Cadmium by EPA 6010

Log-in Notes: **Sample Notes:**

Sample Prepared by Method: EPA 3010A

CAS No.	Parameter	Result	Flag	Units	LOD/MDL	Reported to LOQ	Dilution	Reference Method	Date/Time Prepared	Date/Time Analyzed	Analyst
7440-43-9	Cadmium	ND		mg/L	0.00300	0.00300	1	EPA 6010C	12/03/2014 08:57	12/03/2014 15:56	MW

Chromium by EPA 6010

Log-in Notes: **Sample Notes:**

Sample Prepared by Method: EPA 3010A

CAS No.	Parameter	Result	Flag	Units	LOD/MDL	Reported to LOQ	Dilution	Reference Method	Date/Time Prepared	Date/Time Analyzed	Analyst
7440-47-3	Chromium	ND		mg/L	0.00500	0.00500	1	EPA 6010C	12/03/2014 08:57	12/03/2014 15:56	MW

Copper by EPA 6010

Log-in Notes: **Sample Notes:**

Sample Prepared by Method: EPA 3010A

CAS No.	Parameter	Result	Flag	Units	LOD/MDL	Reported to LOQ	Dilution	Reference Method	Date/Time Prepared	Date/Time Analyzed	Analyst
7440-50-8	Copper	ND		mg/L	0.00300	0.00300	1	EPA 6010C	12/03/2014 08:57	12/03/2014 15:56	MW

Lead by EPA 6010

Log-in Notes: **Sample Notes:**

Sample Prepared by Method: EPA 3010A

CAS No.	Parameter	Result	Flag	Units	LOD/MDL	Reported to LOQ	Dilution	Reference Method	Date/Time Prepared	Date/Time Analyzed	Analyst
7439-92-1	**Lead**	**0.00300**		mg/L	0.00300	0.00300	1	EPA 6010C	12/03/2014 08:57	12/03/2014 15:56	MW

Selenium by EPA 6010

Log-in Notes: **Sample Notes:**

Sample Prepared by Method: EPA 3010A

CAS No.	Parameter	Result	Flag	Units	LOD/MDL	Reported to LOQ	Dilution	Reference Method	Date/Time Prepared	Date/Time Analyzed	Analyst
7782-49-2	Selenium	ND		mg/L	0.0100	0.0100	1	EPA 6010C	12/03/2014 08:57	12/03/2014 15:56	MW

Sample Information

Client Sample ID: **Duplicate** **York Sample ID:** **14K0920-12**

York Project (SDG) No.	Client Project ID	Matrix	Collection Date/Time	Date Received
14K0920	SNYGEN	Water	November 25, 2014 10:29 am	11/25/2014

Chloride

Log-in Notes: **Sample Notes:**

Sample Prepared by Method: EPA 300

CAS No.	Parameter	Result	Flag	Units	LOD/MDL	Reported to LOQ	Dilution	Reference Method	Date/Time Prepared	Date/Time Analyzed	Analyst
16887-00-6	**Chloride**	**92.1**		mg/L	0.690	5.00	10	EPA 300.0	12/04/2014 08:02	12/04/2014 08:02	AD

Chromium, Hexavalent

Log-in Notes: **Sample Notes:**

Sample Prepared by Method: Analysis Preparation

CAS No.	Parameter	Result	Flag	Units	LOD/MDL	Reported to LOQ	Dilution	Reference Method	Date/Time Prepared	Date/Time Analyzed	Analyst
18540-29-9	Chromium, Hexavalent	ND		mg/L	0.0100	0.0100	1	EPA 7196A	11/26/2014 08:53	11/26/2014 08:53	SCA

Sample Information

Client Sample ID: **FB** **York Sample ID:** **14K0920-13**

York Project (SDG) No.	Client Project ID	Matrix	Collection Date/Time	Date Received
14K0920	SNYGEN	Water	November 25, 2014 1:15 pm	11/25/2014

Volatile Organics, 8260 Halogenated List

Log-in Notes: **Sample Notes:**

Sample Prepared by Method: EPA 5030B

CAS No.	Parameter	Result	Flag	Units	Reported to LOD/MDL	LOQ	Dilution	Reference Method	Date/Time Prepared	Date/Time Analyzed	Analyst
630-20-6	1,1,1,2-Tetrachloroethane	ND		ug/L	2.5	5.0	1	EPA 8260C	12/04/2014 08:28	12/04/2014 18:48	SS
71-55-6	1,1,1-Trichloroethane	ND		ug/L	2.5	5.0	1	EPA 8260C	12/04/2014 08:28	12/04/2014 18:48	SS
79-34-5	1,1,2,2-Tetrachloroethane	ND		ug/L	2.5	5.0	1	EPA 8260C	12/04/2014 08:28	12/04/2014 18:48	SS
76-13-1	1,1,2-Trichloro-1,2,2-trifluoroethane (Freon 113)	ND		ug/L	2.5	5.0	1	EPA 8260C	12/04/2014 08:28	12/04/2014 18:48	SS
79-00-5	1,1,2-Trichloroethane	ND		ug/L	2.5	5.0	1	EPA 8260C	12/04/2014 08:28	12/04/2014 18:48	SS
75-34-3	1,1-Dichloroethane	ND		ug/L	2.5	5.0	1	EPA 8260C	12/04/2014 08:28	12/04/2014 18:48	SS
75-35-4	1,1-Dichloroethylene	ND		ug/L	2.5	5.0	1	EPA 8260C	12/04/2014 08:28	12/04/2014 18:48	SS
563-58-6	1,1-Dichloropropylene	ND		ug/L	2.5	5.0	1	EPA 8260C	12/04/2014 08:28	12/04/2014 18:48	SS
87-61-6	1,2,3-Trichlorobenzene	ND		ug/L	2.5	5.0	1	EPA 8260C	12/04/2014 08:28	12/04/2014 18:48	SS
96-18-4	1,2,3-Trichloropropane	ND		ug/L	2.5	5.0	1	EPA 8260C	12/04/2014 08:28	12/04/2014 18:48	SS
120-82-1	1,2,4-Trichlorobenzene	ND		ug/L	2.5	5.0	1	EPA 8260C	12/04/2014 08:28	12/04/2014 18:48	SS
96-12-8	1,2-Dibromo-3-chloropropane	ND		ug/L	2.5	5.0	1	EPA 8260C	12/04/2014 08:28	12/04/2014 18:48	SS
106-93-4	1,2-Dibromoethane	ND		ug/L	2.5	5.0	1	EPA 8260C	12/04/2014 08:28	12/04/2014 18:48	SS
95-50-1	1,2-Dichlorobenzene	ND		ug/L	2.5	5.0	1	EPA 8260C	12/04/2014 08:28	12/04/2014 18:48	SS
107-06-2	1,2-Dichloroethane	ND		ug/L	2.5	5.0	1	EPA 8260C	12/04/2014 08:28	12/04/2014 18:48	SS
78-87-5	1,2-Dichloropropane	ND		ug/L	2.5	5.0	1	EPA 8260C	12/04/2014 08:28	12/04/2014 18:48	SS

Sample Information

Client Sample ID: **FB** **York Sample ID:** **14K0920-13**

York Project (SDG) No.	Client Project ID	Matrix	Collection Date/Time	Date Received
14K0920	SNYGEN	Water	November 25, 2014 1:15 pm	11/25/2014

Volatile Organics, 8260 Halogenated List

Log-in Notes: **Sample Notes:**

Sample Prepared by Method: EPA 5030B

CAS No.	Parameter	Result	Flag	Units	Reported to LOD/MDL	LOQ	Dilution	Reference Method	Date/Time Prepared	Date/Time Analyzed	Analyst
541-73-1	1,3-Dichlorobenzene	ND		ug/L	2.5	5.0	1	EPA 8260C	12/04/2014 08:28	12/04/2014 18:48	SS
142-28-9	1,3-Dichloropropane	ND		ug/L	2.5	5.0	1	EPA 8260C	12/04/2014 08:28	12/04/2014 18:48	SS
106-46-7	1,4-Dichlorobenzene	ND		ug/L	2.5	5.0	1	EPA 8260C	12/04/2014 08:28	12/04/2014 18:48	SS
594-20-7	2,2-Dichloropropane	ND		ug/L	2.5	5.0	1	EPA 8260C	12/04/2014 08:28	12/04/2014 18:48	SS
95-49-8	2-Chlorotoluene	ND		ug/L	2.5	5.0	1	EPA 8260C	12/04/2014 08:28	12/04/2014 18:48	SS
106-43-4	4-Chlorotoluene	ND		ug/L	2.5	5.0	1	EPA 8260C	12/04/2014 08:28	12/04/2014 18:48	SS
108-86-1	Bromobenzene	ND		ug/L	2.5	5.0	1	EPA 8260C	12/04/2014 08:28	12/04/2014 18:48	SS
74-97-5	Bromochloromethane	ND		ug/L	2.5	5.0	1	EPA 8260C	12/04/2014 08:28	12/04/2014 18:48	SS
75-27-4	**Bromodichloromethane**	**3.6**	J	ug/L	2.5	5.0	1	EPA 8260C	12/04/2014 08:28	12/04/2014 18:48	SS
75-25-2	Bromoform	ND		ug/L	2.5	5.0	1	EPA 8260C	12/04/2014 08:28	12/04/2014 18:48	SS
74-83-9	Bromomethane	ND		ug/L	2.5	5.0	1	EPA 8260C	12/04/2014 08:28	12/04/2014 18:48	SS
56-23-5	Carbon tetrachloride	ND		ug/L	2.5	5.0	1	EPA 8260C	12/04/2014 08:28	12/04/2014 18:48	SS
108-90-7	Chlorobenzene	ND		ug/L	2.5	5.0	1	EPA 8260C	12/04/2014 08:28	12/04/2014 18:48	SS
75-00-3	Chloroethane	ND		ug/L	2.5	5.0	1	EPA 8260C	12/04/2014 08:28	12/04/2014 18:48	SS
67-66-3	**Chloroform**	**14**		ug/L	2.5	5.0	1	EPA 8260C	12/04/2014 08:28	12/04/2014 18:48	SS
74-87-3	Chloromethane	ND		ug/L	2.5	5.0	1	EPA 8260C	12/04/2014 08:28	12/04/2014 18:48	SS
156-59-2	cis-1,2-Dichloroethylene	ND		ug/L	2.5	5.0	1	EPA 8260C	12/04/2014 08:28	12/04/2014 18:48	SS
10061-01-5	cis-1,3-Dichloropropylene	ND		ug/L	2.5	5.0	1	EPA 8260C	12/04/2014 08:28	12/04/2014 18:48	SS
124-48-1	Dibromochloromethane	ND		ug/L	2.5	5.0	1	EPA 8260C	12/04/2014 08:28	12/04/2014 18:48	SS
74-95-3	Dibromomethane	ND		ug/L	2.5	5.0	1	EPA 8260C	12/04/2014 08:28	12/04/2014 18:48	SS
75-71-8	Dichlorodifluoromethane	ND		ug/L	2.5	5.0	1	EPA 8260C	12/04/2014 08:28	12/04/2014 18:48	SS
87-68-3	Hexachlorobutadiene	ND		ug/L	2.5	5.0	1	EPA 8260C	12/04/2014 08:28	12/04/2014 18:48	SS
75-09-2	Methylene chloride	ND		ug/L	2.5	10	1	EPA 8260C	12/04/2014 08:28	12/04/2014 18:48	SS
127-18-4	Tetrachloroethylene	ND		ug/L	2.5	5.0	1	EPA 8260C	12/04/2014 08:28	12/04/2014 18:48	SS
156-60-5	trans-1,2-Dichloroethylene	ND		ug/L	2.5	5.0	1	EPA 8260C	12/04/2014 08:28	12/04/2014 18:48	SS
10061-02-6	trans-1,3-Dichloropropylene	ND		ug/L	2.5	5.0	1	EPA 8260C	12/04/2014 08:28	12/04/2014 18:48	SS
79-01-6	Trichloroethylene	ND		ug/L	2.5	5.0	1	EPA 8260C	12/04/2014 08:28	12/04/2014 18:48	SS
75-69-4	Trichlorofluoromethane	ND		ug/L	2.5	5.0	1	EPA 8260C	12/04/2014 08:28	12/04/2014 18:48	SS
75-01-4	Vinyl Chloride	ND		ug/L	2.5	5.0	1	EPA 8260C	12/04/2014 08:28	12/04/2014 18:48	SS

	Surrogate Recoveries	Result	Acceptance Range
17060-07-0	*Surrogate: 1,2-Dichloroethane-d4*	*91.5 %*	*65-135*
460-00-4	*Surrogate: p-Bromofluorobenzene*	*87.7 %*	*81-114*
2037-26-5	*Surrogate: Toluene-d8*	*107 %*	*86-118*

Sample Information

Client Sample ID: TB

York Sample ID: 14K0920-14

York Project (SDG) No.	Client Project ID	Matrix	Collection Date/Time	Date Received
14K0920	SNYGEN	Water	November 25, 2014 3:00 pm	11/25/2014

Volatile Organics, 8260 Halogenated List

Log-in Notes:

Sample Notes:

Sample Prepared by Method: EPA 5030B

CAS No.	Parameter	Result	Flag	Units	Reported to LOD/MDL	LOQ	Dilution	Reference Method	Date/Time Prepared	Date/Time Analyzed	Analyst
630-20-6	1,1,1,2-Tetrachloroethane	ND		ug/L	2.5	5.0	1	EPA 8260C	12/04/2014 08:28	12/04/2014 19:24	SS
71-55-6	1,1,1-Trichloroethane	ND		ug/L	2.5	5.0	1	EPA 8260C	12/04/2014 08:28	12/04/2014 19:24	SS
79-34-5	1,1,2,2-Tetrachloroethane	ND		ug/L	2.5	5.0	1	EPA 8260C	12/04/2014 08:28	12/04/2014 19:24	SS
76-13-1	1,1,2-Trichloro-1,2,2-trifluoroethane (Freon 113)	ND		ug/L	2.5	5.0	1	EPA 8260C	12/04/2014 08:28	12/04/2014 19:24	SS
79-00-5	1,1,2-Trichloroethane	ND		ug/L	2.5	5.0	1	EPA 8260C	12/04/2014 08:28	12/04/2014 19:24	SS
75-34-3	1,1-Dichloroethane	ND		ug/L	2.5	5.0	1	EPA 8260C	12/04/2014 08:28	12/04/2014 19:24	SS
75-35-4	1,1-Dichloroethylene	ND		ug/L	2.5	5.0	1	EPA 8260C	12/04/2014 08:28	12/04/2014 19:24	SS
563-58-6	1,1-Dichloropropylene	ND		ug/L	2.5	5.0	1	EPA 8260C	12/04/2014 08:28	12/04/2014 19:24	SS
87-61-6	1,2,3-Trichlorobenzene	ND		ug/L	2.5	5.0	1	EPA 8260C	12/04/2014 08:28	12/04/2014 19:24	SS
96-18-4	1,2,3-Trichloropropane	ND		ug/L	2.5	5.0	1	EPA 8260C	12/04/2014 08:28	12/04/2014 19:24	SS
120-82-1	1,2,4-Trichlorobenzene	ND		ug/L	2.5	5.0	1	EPA 8260C	12/04/2014 08:28	12/04/2014 19:24	SS
96-12-8	1,2-Dibromo-3-chloropropane	ND		ug/L	2.5	5.0	1	EPA 8260C	12/04/2014 08:28	12/04/2014 19:24	SS
106-93-4	1,2-Dibromoethane	ND		ug/L	2.5	5.0	1	EPA 8260C	12/04/2014 08:28	12/04/2014 19:24	SS
95-50-1	1,2-Dichlorobenzene	ND		ug/L	2.5	5.0	1	EPA 8260C	12/04/2014 08:28	12/04/2014 19:24	SS
107-06-2	1,2-Dichloroethane	ND		ug/L	2.5	5.0	1	EPA 8260C	12/04/2014 08:28	12/04/2014 19:24	SS
78-87-5	1,2-Dichloropropane	ND		ug/L	2.5	5.0	1	EPA 8260C	12/04/2014 08:28	12/04/2014 19:24	SS
541-73-1	1,3-Dichlorobenzene	ND		ug/L	2.5	5.0	1	EPA 8260C	12/04/2014 08:28	12/04/2014 19:24	SS
142-28-9	1,3-Dichloropropane	ND		ug/L	2.5	5.0	1	EPA 8260C	12/04/2014 08:28	12/04/2014 19:24	SS
106-46-7	1,4-Dichlorobenzene	ND		ug/L	2.5	5.0	1	EPA 8260C	12/04/2014 08:28	12/04/2014 19:24	SS
594-20-7	2,2-Dichloropropane	ND		ug/L	2.5	5.0	1	EPA 8260C	12/04/2014 08:28	12/04/2014 19:24	SS
95-49-8	2-Chlorotoluene	ND		ug/L	2.5	5.0	1	EPA 8260C	12/04/2014 08:28	12/04/2014 19:24	SS
106-43-4	4-Chlorotoluene	ND		ug/L	2.5	5.0	1	EPA 8260C	12/04/2014 08:28	12/04/2014 19:24	SS
108-86-1	Bromobenzene	ND		ug/L	2.5	5.0	1	EPA 8260C	12/04/2014 08:28	12/04/2014 19:24	SS
74-97-5	Bromochloromethane	ND		ug/L	2.5	5.0	1	EPA 8260C	12/04/2014 08:28	12/04/2014 19:24	SS
75-27-4	Bromodichloromethane	ND		ug/L	2.5	5.0	1	EPA 8260C	12/04/2014 08:28	12/04/2014 19:24	SS
75-25-2	Bromoform	ND		ug/L	2.5	5.0	1	EPA 8260C	12/04/2014 08:28	12/04/2014 19:24	SS
74-83-9	Bromomethane	ND		ug/L	2.5	5.0	1	EPA 8260C	12/04/2014 08:28	12/04/2014 19:24	SS
56-23-5	Carbon tetrachloride	ND		ug/L	2.5	5.0	1	EPA 8260C	12/04/2014 08:28	12/04/2014 19:24	SS
108-90-7	Chlorobenzene	ND		ug/L	2.5	5.0	1	EPA 8260C	12/04/2014 08:28	12/04/2014 19:24	SS
75-00-3	Chloroethane	ND		ug/L	2.5	5.0	1	EPA 8260C	12/04/2014 08:28	12/04/2014 19:24	SS
67-66-3	Chloroform	ND		ug/L	2.5	5.0	1	EPA 8260C	12/04/2014 08:28	12/04/2014 19:24	SS
74-87-3	Chloromethane	ND		ug/L	2.5	5.0	1	EPA 8260C	12/04/2014 08:28	12/04/2014 19:24	SS
156-59-2	cis-1,2-Dichloroethylene	ND		ug/L	2.5	5.0	1	EPA 8260C	12/04/2014 08:28	12/04/2014 19:24	SS
10061-01-5	cis-1,3-Dichloropropylene	ND		ug/L	2.5	5.0	1	EPA 8260C	12/04/2014 08:28	12/04/2014 19:24	SS
124-48-1	Dibromochloromethane	ND		ug/L	2.5	5.0	1	EPA 8260C	12/04/2014 08:28	12/04/2014 19:24	SS

Sample Information

Client Sample ID: TB

York Sample ID: 14K0920-14

York Project (SDG) No.	Client Project ID	Matrix	Collection Date/Time	Date Received
14K0920	SNYGEN	Water	November 25, 2014 3:00 pm	11/25/2014

Volatile Organics, 8260 Halogenated List

Log-in Notes:

Sample Notes:

Sample Prepared by Method: EPA 5030B

CAS No.	Parameter	Result	Flag	Units	Reported to LOD/MDL	LOQ	Dilution	Reference Method	Date/Time Prepared	Date/Time Analyzed	Analyst
74-95-3	Dibromomethane	ND		ug/L	2.5	5.0	1	EPA 8260C	12/04/2014 08:28	12/04/2014 19:24	SS
75-71-8	Dichlorodifluoromethane	ND		ug/L	2.5	5.0	1	EPA 8260C	12/04/2014 08:28	12/04/2014 19:24	SS
87-68-3	Hexachlorobutadiene	ND		ug/L	2.5	5.0	1	EPA 8260C	12/04/2014 08:28	12/04/2014 19:24	SS
75-09-2	**Methylene chloride**	**2.7**	J, B	ug/L	2.5	10	1	EPA 8260C	12/04/2014 08:28	12/04/2014 19:24	SS
127-18-4	Tetrachloroethylene	ND		ug/L	2.5	5.0	1	EPA 8260C	12/04/2014 08:28	12/04/2014 19:24	SS
156-60-5	trans-1,2-Dichloroethylene	ND		ug/L	2.5	5.0	1	EPA 8260C	12/04/2014 08:28	12/04/2014 19:24	SS
10061-02-6	trans-1,3-Dichloropropylene	ND		ug/L	2.5	5.0	1	EPA 8260C	12/04/2014 08:28	12/04/2014 19:24	SS
79-01-6	Trichloroethylene	ND		ug/L	2.5	5.0	1	EPA 8260C	12/04/2014 08:28	12/04/2014 19:24	SS
75-69-4	Trichlorofluoromethane	ND		ug/L	2.5	5.0	1	EPA 8260C	12/04/2014 08:28	12/04/2014 19:24	SS
75-01-4	Vinyl Chloride	ND		ug/L	2.5	5.0	1	EPA 8260C	12/04/2014 08:28	12/04/2014 19:24	SS

	Surrogate Recoveries	Result	Acceptance Range
17060-07-0	*Surrogate: 1,2-Dichloroethane-d4*	*87.5 %*	*65-135*
460-00-4	*Surrogate: p-Bromofluorobenzene*	*89.4 %*	*81-114*
2037-26-5	*Surrogate: Toluene-d8*	*106 %*	*86-118*

Analytical Batch Summary

Batch ID: BK41249 **Preparation Method:** Analysis Preparation **Prepared By:** SCA

YORK Sample ID	Client Sample ID	Preparation Date
14K0920-06	MW-12	11/26/14
14K0920-07	MW-15S	11/26/14
14K0920-10	MW-21	11/26/14
14K0920-11	MW-22	11/26/14
14K0920-12	Duplicate	11/26/14
BK41249-BLK1	Blank	11/26/14
BK41249-BS1	LCS	11/26/14
BK41249-DUP1	Duplicate	11/26/14
BK41249-MS1	Matrix Spike	11/26/14

Batch ID: BL40164 **Preparation Method:** Preparation for GC Analysis **Prepared By:** JW

YORK Sample ID	Client Sample ID	Preparation Date
14K0920-01	EW-6	12/03/14
14K0920-02	EW-7	12/03/14
14K0920-03	EW-8	12/03/14
14K0920-04	EW-11	12/03/14
14K0920-05	EW-12	12/03/14
14K0920-06	MW-12	12/03/14
14K0920-07	MW-15S	12/03/14
14K0920-08	MW-16S	12/03/14
14K0920-09	MW-20	12/03/14
14K0920-10	MW-21	12/03/14
14K0920-11	MW-22	12/03/14
14K0920-12	Duplicate	12/03/14
BL40164-BLK1	Blank	12/03/14
BL40164-DUP1	Duplicate	12/03/14

Batch ID: BL40168 **Preparation Method:** EPA 3010A **Prepared By:** MW

YORK Sample ID	Client Sample ID	Preparation Date
14K0920-06	MW-12	12/03/14
14K0920-07	MW-15S	12/03/14
14K0920-10	MW-21	12/03/14
14K0920-11	MW-22	12/03/14
14K0920-12	Duplicate	12/03/14
BL40168-BLK1	Blank	12/03/14
BL40168-DUP1	Duplicate	12/03/14
BL40168-MS1	Matrix Spike	12/03/14
BL40168-SRM1	Reference	12/03/14

Batch ID: BL40218 **Preparation Method:** EPA 5030B **Prepared By:** BGS

YORK Sample ID	Client Sample ID	Preparation Date

14K0920-01	EW-6	12/03/14
14K0920-02	EW-7	12/03/14
14K0920-03	EW-8	12/03/14
14K0920-04	EW-11	12/03/14
14K0920-05	EW-12	12/03/14
14K0920-06	MW-12	12/03/14
14K0920-08	MW-16S	12/03/14
14K0920-09	MW-20	12/03/14
14K0920-10	MW-21	12/03/14
14K0920-11	MW-22	12/03/14
BL40218-BLK1	Blank	12/03/14
BL40218-BS1	LCS	12/03/14
BL40218-BSD1	LCS Dup	12/03/14
BL40218-MS1	Matrix Spike	12/03/14

Batch ID: BL40290 **Preparation Method:** EPA 5030B **Prepared By:** BGS

YORK Sample ID	Client Sample ID	Preparation Date
14K0920-01RE1	EW-6	12/04/14
14K0920-02RE1	EW-7	12/04/14
14K0920-03RE1	EW-8	12/04/14
14K0920-05RE1	EW-12	12/04/14
14K0920-07	MW-15S	12/04/14
14K0920-12	Duplicate	12/04/14
14K0920-13	FB	12/04/14
14K0920-14	TB	12/04/14
BL40290-BLK1	Blank	12/04/14
BL40290-BS1	LCS	12/04/14
BL40290-BSD1	LCS Dup	12/04/14
BL40290-MS1	Matrix Spike	12/04/14
BL40290-MSD1	Matrix Spike Dup	12/04/14

Batch ID: BL40301 **Preparation Method:** EPA 300 **Prepared By:** AD

YORK Sample ID	Client Sample ID	Preparation Date
14K0920-06	MW-12	12/04/14
14K0920-07	MW-15S	12/04/14
14K0920-10	MW-21	12/04/14
14K0920-11	MW-22	12/04/14
14K0920-12	Duplicate	12/04/14
BL40301-BLK1	Blank	12/04/14
BL40301-BS1	LCS	12/04/14
BL40301-DUP1	Duplicate	12/04/14
BL40301-SRM1	Reference	12/04/14

Batch ID: BL40336 **Preparation Method:** EPA 5030B **Prepared By:** BGS

YORK Sample ID	Client Sample ID	Preparation Date
14K0920-03RE2	EW-8	12/05/14
BL40336-BLK1	Blank	12/05/14
BL40336-BS1	LCS	12/05/14

BL40336-BSD1 LCS Dup 12/05/14

Volatile Organic Compounds by GC/MS - Quality Control Data

York Analytical Laboratories, Inc.

Analyte	Result	Reporting Limit	Units	Spike Level	Source* Result	%REC	%REC Limits	Flag	RPD	RPD Limit	Flag
Batch BL40218 - EPA 5030B											
Blank (BL40218-BLK1)									Prepared: 12/03/2014 Analyzed: 12/04/2014		
1,1,1,2-Tetrachloroethane	ND	5.0	ug/L								
1,1,1-Trichloroethane	ND	5.0	"								
1,1,2,2-Tetrachloroethane	ND	5.0	"								
1,1,2-Trichloro-1,2,2-trifluoroethane (Freon 113)	ND	5.0	"								
1,1,2-Trichloroethane	ND	5.0	"								
1,1-Dichloroethane	ND	5.0	"								
1,1-Dichloroethylene	ND	5.0	"								
1,1-Dichloropropylene	ND	5.0	"								
1,2,3-Trichlorobenzene	ND	5.0	"								
1,2,3-Trichloropropane	ND	5.0	"								
1,2,4-Trichlorobenzene	ND	5.0	"								
1,2-Dibromo-3-chloropropane	ND	5.0	"								
1,2-Dibromoethane	ND	5.0	"								
1,2-Dichlorobenzene	ND	5.0	"								
1,2-Dichloroethane	ND	5.0	"								
1,2-Dichloropropane	ND	5.0	"								
1,3-Dichlorobenzene	ND	5.0	"								
1,3-Dichloropropane	ND	5.0	"								
1,4-Dichlorobenzene	ND	5.0	"								
2,2-Dichloropropane	ND	5.0	"								
2-Chlorotoluene	ND	5.0	"								
4-Chlorotoluene	ND	5.0	"								
Bromobenzene	ND	5.0	"								
Bromochloromethane	ND	5.0	"								
Bromodichloromethane	ND	5.0	"								
Bromoform	ND	5.0	"								
Bromomethane	ND	5.0	"								
Carbon tetrachloride	ND	5.0	"								
Chlorobenzene	ND	5.0	"								
Chloroethane	ND	5.0	"								
Chloroform	ND	5.0	"								
Chloromethane	ND	5.0	"								
cis-1,2-Dichloroethylene	ND	5.0	"								
cis-1,3-Dichloropropylene	ND	5.0	"								
Dibromochloromethane	ND	5.0	"								
Dibromomethane	ND	5.0	"								
Dichlorodifluoromethane	ND	5.0	"								
Hexachlorobutadiene	ND	5.0	"								
Methylene chloride	5.9	10	"								
Tetrachloroethylene	ND	5.0	"								
trans-1,2-Dichloroethylene	ND	5.0	"								
trans-1,3-Dichloropropylene	ND	5.0	"								
Trichloroethylene	ND	5.0	"								
Trichlorofluoromethane	ND	5.0	"								
Vinyl Chloride	ND	5.0	"								
Surrogate: 1,2-Dichloroethane-d4	*46.3*		*"*	*50.0*		*92.6*	*65-135*				
Surrogate: p-Bromofluorobenzene	*47.0*		*"*	*50.0*		*94.0*	*81-114*				
Surrogate: Toluene-d8	*53.1*		*"*	*50.0*		*106*	*86-118*				

Volatile Organic Compounds by GC/MS - Quality Control Data

York Analytical Laboratories, Inc.

Analyte	Result	Reporting Limit	Units	Spike Level	Source* Result	%REC	%REC Limits	Flag	RPD	RPD Limit	Flag
Batch BL40218 - EPA 5030B											
LCS (BL40218-BS1)								Prepared: 12/03/2014 Analyzed: 12/04/2014			
1,1,1,2-Tetrachloroethane	50		ug/L	50.0		99.1	70-132				
1,1,1-Trichloroethane	46		"	50.0		91.1	68-138				
1,1,2,2-Tetrachloroethane	52		"	50.0		104	73-132				
1,1,2-Trichloro-1,2,2-trifluoroethane (Freon 113)	47		"	50.0		93.0	67-136				
1,1,2-Trichloroethane	59		"	50.0		118	79-125				
1,1-Dichloroethane	48		"	50.0		95.4	78-128				
1,1-Dichloroethylene	48		"	50.0		96.4	68-134				
1,1-Dichloropropylene	49		"	50.0		98.5	74-130				
1,2,3-Trichlorobenzene	53		"	50.0		107	77-140				
1,2,3-Trichloropropane	54		"	50.0		108	79-127				
1,2,4-Trichlorobenzene	50		"	50.0		101	75-141				
1,2-Dibromo-3-chloropropane	60		"	50.0		119	60-150				
1,2-Dibromoethane	54		"	50.0		109	86-123				
1,2-Dichlorobenzene	55		"	50.0		109	79-125				
1,2-Dichloroethane	46		"	50.0		91.7	69-133				
1,2-Dichloropropane	58		"	50.0		116	76-124				
1,3-Dichlorobenzene	51		"	50.0		102	81-124				
1,3-Dichloropropane	55		"	50.0		110	79-125				
1,4-Dichlorobenzene	50		"	50.0		99.9	82-124				
2,2-Dichloropropane	44		"	50.0		88.6	61-139				
2-Chlorotoluene	50		"	50.0		99.6	74-130				
4-Chlorotoluene	50		"	50.0		101	75-127				
Bromobenzene	53		"	50.0		107	74-129				
Bromochloromethane	55		"	50.0		110	69-134				
Bromodichloromethane	53		"	50.0		105	76-127				
Bromoform	57		"	50.0		114	77-137				
Bromomethane	48		"	50.0		96.3	50-156				
Carbon tetrachloride	45		"	50.0		89.2	62-145				
Chlorobenzene	53		"	50.0		107	85-119				
Chloroethane	52		"	50.0		104	49-143				
Chloroform	48		"	50.0		96.7	74-131				
Chloromethane	56		"	50.0		111	43-134				
cis-1,2-Dichloroethylene	53		"	50.0		106	73-134				
cis-1,3-Dichloropropylene	53		"	50.0		106	77-128				
Dibromochloromethane	52		"	50.0		103	79-130				
Dibromomethane	55		"	50.0		110	78-128				
Dichlorodifluoromethane	37		"	50.0		74.8	38-139				
Hexachlorobutadiene	51		"	50.0		101	72-141				
Methylene chloride	55		"	50.0		110	56-142				
Tetrachloroethylene	84		"	50.0		167	78-133	High Bias			
trans-1,2-Dichloroethylene	49		"	50.0		98.0	59-145				
trans-1,3-Dichloropropylene	49		"	50.0		98.8	74-131				
Trichloroethylene	59		"	50.0		119	81-125				
Trichlorofluoromethane	42		"	50.0		83.0	61-144				
Vinyl Chloride	53		"	50.0		105	42-136				
Surrogate: 1,2-Dichloroethane-d4	*42.9*		*"*	*50.0*		*85.8*	*65-135*				
Surrogate: p-Bromofluorobenzene	*49.1*		*"*	*50.0*		*98.2*	*81-114*				
Surrogate: Toluene-d8	*50.8*		*"*	*50.0*		*102*	*86-118*				

Volatile Organic Compounds by GC/MS - Quality Control Data

York Analytical Laboratories, Inc.

Analyte	Result	Reporting Limit	Units	Spike Level	Source* Result	%REC	%REC Limits	Flag	RPD	RPD Limit	Flag
Batch BL40218 - EPA 5030B											
LCS Dup (BL40218-BSD1)								Prepared: 12/03/2014 Analyzed: 12/04/2014			
1,1,1,2-Tetrachloroethane	51		ug/L	50.0		102	70-132		2.47	30	
1,1,1-Trichloroethane	45		"	50.0		89.9	68-138		1.33	30	
1,1,2,2-Tetrachloroethane	61		"	50.0		122	73-132		16.1	30	
1,1,2-Trichloro-1,2,2-trifluoroethane (Freon 113)	45		"	50.0		89.3	67-136		4.10	30	
1,1,2-Trichloroethane	58		"	50.0		116	79-125		2.41	30	
1,1-Dichloroethane	50		"	50.0		99.8	78-128		4.51	30	
1,1-Dichloroethylene	45		"	50.0		90.9	68-134		5.89	30	
1,1-Dichloropropylene	47		"	50.0		93.4	74-130		5.25	30	
1,2,3-Trichlorobenzene	54		"	50.0		108	77-140		1.17	30	
1,2,3-Trichloropropane	52		"	50.0		105	79-127		3.30	30	
1,2,4-Trichlorobenzene	51		"	50.0		102	75-141		1.26	30	
1,2-Dibromo-3-chloropropane	58		"	50.0		116	60-150		3.25	30	
1,2-Dibromoethane	54		"	50.0		108	86-123		0.258	30	
1,2-Dichlorobenzene	55		"	50.0		110	79-125		0.640	30	
1,2-Dichloroethane	42		"	50.0		84.4	69-133		8.25	30	
1,2-Dichloropropane	57		"	50.0		114	76-124		1.34	30	
1,3-Dichlorobenzene	52		"	50.0		105	81-124		2.32	30	
1,3-Dichloropropane	57		"	50.0		115	79-125		3.91	30	
1,4-Dichlorobenzene	51		"	50.0		103	82-124		3.04	30	
2,2-Dichloropropane	41		"	50.0		82.5	61-139		7.13	30	
2-Chlorotoluene	50		"	50.0		101	74-130		1.40	30	
4-Chlorotoluene	57		"	50.0		114	75-127		12.2	30	
Bromobenzene	55		"	50.0		109	74-129		2.15	30	
Bromochloromethane	54		"	50.0		108	69-134		1.85	30	
Bromodichloromethane	52		"	50.0		103	76-127		1.71	30	
Bromoform	56		"	50.0		112	77-137		2.03	30	
Bromomethane	46		"	50.0		92.0	50-156		4.54	30	
Carbon tetrachloride	43		"	50.0		86.1	62-145		3.51	30	
Chlorobenzene	53		"	50.0		107	85-119		0.112	30	
Chloroethane	52		"	50.0		105	49-143		0.961	30	
Chloroform	47		"	50.0		93.2	74-131		3.64	30	
Chloromethane	54		"	50.0		108	43-134		3.29	30	
cis-1,2-Dichloroethylene	51		"	50.0		102	73-134		3.53	30	
cis-1,3-Dichloropropylene	54		"	50.0		107	77-128		1.65	30	
Dibromochloromethane	53		"	50.0		106	79-130		2.94	30	
Dibromomethane	56		"	50.0		112	78-128		2.42	30	
Dichlorodifluoromethane	36		"	50.0		71.1	38-139		5.04	30	
Hexachlorobutadiene	54		"	50.0		107	72-141		5.43	30	
Methylene chloride	52		"	50.0		104	56-142		5.38	30	
Tetrachloroethylene	57		"	50.0		114	78-133		37.6	30	Non-dir.
trans-1,2-Dichloroethylene	47		"	50.0		94.8	59-145		3.32	30	
trans-1,3-Dichloropropylene	50		"	50.0		99.0	74-131		0.202	30	
Trichloroethylene	55		"	50.0		109	81-125		8.41	30	
Trichlorofluoromethane	40		"	50.0		81.0	61-144		2.46	30	
Vinyl Chloride	49		"	50.0		97.1	42-136		8.27	30	
Surrogate: 1,2-Dichloroethane-d4	*42.3*		*"*	*50.0*		*84.5*	*65-135*				
Surrogate: p-Bromofluorobenzene	*49.0*		*"*	*50.0*		*97.9*	*81-114*				
Surrogate: Toluene-d8	*49.9*		*"*	*50.0*		*99.8*	*86-118*				

Volatile Organic Compounds by GC/MS - Quality Control Data

York Analytical Laboratories, Inc.

Analyte	Result	Reporting Limit	Units	Spike Level	Source* Result	%REC	%REC Limits	Flag	RPD	RPD Limit	Flag
Batch BL40218 - EPA 5030B											
Matrix Spike (BL40218-MS1)	*Source sample: 14K0920-07 (MW-15S)						Prepared: 12/03/2014 Analyzed: 12/04/2014				
1,1,1,2-Tetrachloroethane	48		ug/L	50.0	ND	95.3	52-142				
1,1,1-Trichloroethane	41		"	50.0	ND	82.5	52-147				
1,1,2,2-Tetrachloroethane	59		"	50.0	ND	118	65-131				
1,1,2-Trichloro-1,2,2-trifluoroethane (Freon 113)	42		"	50.0	ND	84.2	42-160				
1,1,2-Trichloroethane	56		"	50.0	ND	111	72-126				
1,1-Dichloroethane	47		"	50.0	ND	93.6	64-135				
1,1-Dichloroethylene	42		"	50.0	ND	84.2	47-150				
1,1-Dichloropropylene	45		"	50.0	ND	89.4	68-123				
1,2,3-Trichlorobenzene	46		"	50.0	ND	92.4	53-148				
1,2,3-Trichloropropane	50		"	50.0	ND	100	68-129				
1,2,4-Trichlorobenzene	43		"	50.0	ND	85.7	51-148				
1,2-Dibromo-3-chloropropane	52		"	50.0	ND	103	48-155				
1,2-Dibromoethane	50		"	50.0	ND	100	76-124				
1,2-Dichlorobenzene	50		"	50.0	ND	100	70-125				
1,2-Dichloroethane	39		"	50.0	ND	78.2	57-139				
1,2-Dichloropropane	56		"	50.0	ND	112	65-128				
1,3-Dichlorobenzene	48		"	50.0	ND	95.5	71-122				
1,3-Dichloropropane	53		"	50.0	ND	105	66-128				
1,4-Dichlorobenzene	48		"	50.0	ND	95.4	69-125				
2,2-Dichloropropane	36		"	50.0	ND	72.1	42-138				
2-Chlorotoluene	48		"	50.0	ND	96.0	63-131				
4-Chlorotoluene	49		"	50.0	ND	97.1	63-130				
Bromobenzene	52		"	50.0	ND	104	63-130				
Bromochloromethane	43		"	50.0	ND	86.8	59-133				
Bromodichloromethane	50		"	50.0	ND	100	66-131				
Bromoform	52		"	50.0	ND	105	68-136				
Bromomethane	37		"	50.0	ND	74.6	23-151				
Carbon tetrachloride	40		"	50.0	ND	79.1	51-147				
Chlorobenzene	50		"	50.0	ND	99.9	75-120				
Chloroethane	58		"	50.0	ND	116	33-153				
Chloroform	44		"	50.0	ND	88.8	60-137				
Chloromethane	42		"	50.0	ND	85.0	20-140				
cis-1,2-Dichloroethylene	51		"	50.0	2.2	96.7	59-136				
cis-1,3-Dichloropropylene	49		"	50.0	ND	98.9	66-128				
Dibromochloromethane	49		"	50.0	ND	97.8	68-134				
Dibromomethane	51		"	50.0	ND	103	71-128				
Dichlorodifluoromethane	20		"	50.0	ND	41.0	18-127				
Hexachlorobutadiene	47		"	50.0	ND	93.8	48-150				
Methylene chloride	55		"	50.0	2.4	105	34-154				
Tetrachloroethylene	44		"	50.0	ND	88.5	51-140				
trans-1,2-Dichloroethylene	45		"	50.0	ND	91.0	49-151				
trans-1,3-Dichloropropylene	45		"	50.0	ND	89.9	63-129				
Trichloroethylene	51		"	50.0	1.3	99.3	61-133				
Trichlorofluoromethane	35		"	50.0	ND	69.6	47-147				
Vinyl Chloride	40		"	50.0	ND	81.0	25-140				
Surrogate: 1,2-Dichloroethane-d4	*42.1*		*"*	*50.0*		*84.2*	*65-135*				
Surrogate: p-Bromofluorobenzene	*48.8*		*"*	*50.0*		*97.6*	*81-114*				
Surrogate: Toluene-d8	*52.0*		*"*	*50.0*		*104*	*86-118*				

Volatile Organic Compounds by GC/MS - Quality Control Data

York Analytical Laboratories, Inc.

Analyte	Result	Reporting Limit	Units	Spike Level	Source* Result	%REC	%REC Limits	Flag	RPD	RPD Limit	Flag
Batch BL40290 - EPA 5030B											
Blank (BL40290-BLK1)								Prepared & Analyzed: 12/04/2014			
1,1,1,2-Tetrachloroethane	ND	5.0	ug/L								
1,1,1-Trichloroethane	ND	5.0	"								
1,1,2,2-Tetrachloroethane	ND	5.0	"								
1,1,2-Trichloro-1,2,2-trifluoroethane (Freon 113)	ND	5.0	"								
1,1,2-Trichloroethane	ND	5.0	"								
1,1-Dichloroethane	ND	5.0	"								
1,1-Dichloroethylene	ND	5.0	"								
1,1-Dichloropropylene	ND	5.0	"								
1,2,3-Trichlorobenzene	ND	5.0	"								
1,2,3-Trichloropropane	ND	5.0	"								
1,2,4-Trichlorobenzene	ND	5.0	"								
1,2-Dibromo-3-chloropropane	ND	5.0	"								
1,2-Dibromoethane	ND	5.0	"								
1,2-Dichlorobenzene	ND	5.0	"								
1,2-Dichloroethane	ND	5.0	"								
1,2-Dichloropropane	ND	5.0	"								
1,3-Dichlorobenzene	ND	5.0	"								
1,3-Dichloropropane	ND	5.0	"								
1,4-Dichlorobenzene	ND	5.0	"								
2,2-Dichloropropane	ND	5.0	"								
2-Chlorotoluene	ND	5.0	"								
4-Chlorotoluene	ND	5.0	"								
Bromobenzene	ND	5.0	"								
Bromochloromethane	ND	5.0	"								
Bromodichloromethane	ND	5.0	"								
Bromoform	ND	5.0	"								
Bromomethane	ND	5.0	"								
Carbon tetrachloride	ND	5.0	"								
Chlorobenzene	ND	5.0	"								
Chloroethane	ND	5.0	"								
Chloroform	ND	5.0	"								
Chloromethane	ND	5.0	"								
cis-1,2-Dichloroethylene	ND	5.0	"								
cis-1,3-Dichloropropylene	ND	5.0	"								
Dibromochloromethane	ND	5.0	"								
Dibromomethane	ND	5.0	"								
Dichlorodifluoromethane	ND	5.0	"								
Hexachlorobutadiene	ND	5.0	"								
Methylene chloride	6.6	10	"								
Tetrachloroethylene	ND	5.0	"								
trans-1,2-Dichloroethylene	ND	5.0	"								
trans-1,3-Dichloropropylene	ND	5.0	"								
Trichloroethylene	ND	5.0	"								
Trichlorofluoromethane	ND	5.0	"								
Vinyl Chloride	ND	5.0	"								
Surrogate: 1,2-Dichloroethane-d4	*44.4*		*"*	*50.0*		*88.9*	*65-135*				
Surrogate: p-Bromofluorobenzene	*46.2*		*"*	*50.0*		*92.4*	*81-114*				
Surrogate: Toluene-d8	*53.1*		*"*	*50.0*		*106*	*86-118*				

Volatile Organic Compounds by GC/MS - Quality Control Data

York Analytical Laboratories, Inc.

Analyte	Result	Reporting Limit	Units	Spike Level	Source* Result	%REC	%REC Limits	Flag	RPD	RPD Limit	Flag
Batch BL40290 - EPA 5030B											
LCS (BL40290-BS1)							Prepared & Analyzed: 12/04/2014				
1,1,1,2-Tetrachloroethane	47		ug/L	50.0		94.8	70-132				
1,1,1-Trichloroethane	43		"	50.0		85.5	68-138				
1,1,2,2-Tetrachloroethane	60		"	50.0		120	73-132				
1,1,2-Trichloro-1,2,2-trifluoroethane (Freon 113)	43		"	50.0		85.5	67-136				
1,1,2-Trichloroethane	58		"	50.0		117	79-125				
1,1-Dichloroethane	49		"	50.0		98.7	78-128				
1,1-Dichloroethylene	44		"	50.0		88.6	68-134				
1,1-Dichloropropylene	48		"	50.0		96.0	74-130				
1,2,3-Trichlorobenzene	50		"	50.0		101	77-140				
1,2,3-Trichloropropane	52		"	50.0		105	79-127				
1,2,4-Trichlorobenzene	50		"	50.0		99.3	75-141				
1,2-Dibromo-3-chloropropane	58		"	50.0		116	60-150				
1,2-Dibromoethane	54		"	50.0		108	86-123				
1,2-Dichlorobenzene	52		"	50.0		103	79-125				
1,2-Dichloroethane	43		"	50.0		85.1	69-133				
1,2-Dichloropropane	59		"	50.0		118	76-124				
1,3-Dichlorobenzene	50		"	50.0		99.5	81-124				
1,3-Dichloropropane	55		"	50.0		111	79-125				
1,4-Dichlorobenzene	50		"	50.0		101	82-124				
2,2-Dichloropropane	44		"	50.0		88.4	61-139				
2-Chlorotoluene	51		"	50.0		103	74-130				
4-Chlorotoluene	53		"	50.0		105	75-127				
Bromobenzene	53		"	50.0		107	74-129				
Bromochloromethane	54		"	50.0		107	69-134				
Bromodichloromethane	51		"	50.0		101	76-127				
Bromoform	54		"	50.0		108	77-137				
Bromomethane	42		"	50.0		84.5	50-156				
Carbon tetrachloride	41		"	50.0		82.3	62-145				
Chlorobenzene	51		"	50.0		102	85-119				
Chloroethane	49		"	50.0		97.4	49-143				
Chloroform	45		"	50.0		90.2	74-131				
Chloromethane	49		"	50.0		97.9	43-134				
cis-1,2-Dichloroethylene	52		"	50.0		104	73-134				
cis-1,3-Dichloropropylene	54		"	50.0		108	77-128				
Dibromochloromethane	50		"	50.0		101	79-130				
Dibromomethane	55		"	50.0		110	78-128				
Dichlorodifluoromethane	33		"	50.0		65.5	38-139				
Hexachlorobutadiene	48		"	50.0		95.8	72-141				
Methylene chloride	53		"	50.0		106	56-142				
Tetrachloroethylene	49		"	50.0		97.2	78-133				
trans-1,2-Dichloroethylene	45		"	50.0		89.7	59-145				
trans-1,3-Dichloropropylene	52		"	50.0		104	74-131				
Trichloroethylene	53		"	50.0		105	81-125				
Trichlorofluoromethane	36		"	50.0		72.3	61-144				
Vinyl Chloride	48		"	50.0		96.3	42-136				
Surrogate: 1,2-Dichloroethane-d4	*43.2*		*"*	*50.0*		*86.4*	*65-135*				
Surrogate: p-Bromofluorobenzene	*47.9*		*"*	*50.0*		*95.8*	*81-114*				
Surrogate: Toluene-d8	*51.9*		*"*	*50.0*		*104*	*86-118*				

Volatile Organic Compounds by GC/MS - Quality Control Data

York Analytical Laboratories, Inc.

Analyte	Result	Reporting Limit	Units	Spike Level	Source* Result	%REC	%REC Limits	Flag	RPD	RPD Limit	Flag
Batch BL40290 - EPA 5030B											
LCS Dup (BL40290-BSD1)							Prepared & Analyzed: 12/04/2014				
1,1,1,2-Tetrachloroethane	50		ug/L	50.0		101	70-132		5.90	30	
1,1,1-Trichloroethane	43		"	50.0		86.2	68-138		0.862	30	
1,1,2,2-Tetrachloroethane	59		"	50.0		118	73-132		2.03	30	
1,1,2-Trichloro-1,2,2-trifluoroethane (Freon 113)	42		"	50.0		84.6	67-136		1.06	30	
1,1,2-Trichloroethane	58		"	50.0		116	79-125		1.03	30	
1,1-Dichloroethane	51		"	50.0		102	78-128		2.90	30	
1,1-Dichloroethylene	44		"	50.0		88.9	68-134		0.338	30	
1,1-Dichloropropylene	48		"	50.0		95.0	74-130		1.01	30	
1,2,3-Trichlorobenzene	54		"	50.0		109	77-140		7.62	30	
1,2,3-Trichloropropane	51		"	50.0		103	79-127		1.95	30	
1,2,4-Trichlorobenzene	55		"	50.0		109	75-141		9.33	30	
1,2-Dibromo-3-chloropropane	57		"	50.0		114	60-150		2.09	30	
1,2-Dibromoethane	54		"	50.0		108	86-123		0.0743	30	
1,2-Dichlorobenzene	54		"	50.0		108	79-125		4.53	30	
1,2-Dichloroethane	40		"	50.0		80.5	69-133		5.53	30	
1,2-Dichloropropane	60		"	50.0		120	76-124		1.62	30	
1,3-Dichlorobenzene	51		"	50.0		102	81-124		2.68	30	
1,3-Dichloropropane	57		"	50.0		113	79-125		1.98	30	
1,4-Dichlorobenzene	52		"	50.0		105	82-124		3.74	30	
2,2-Dichloropropane	44		"	50.0		87.3	61-139		1.23	30	
2-Chlorotoluene	54		"	50.0		108	74-130		4.66	30	
4-Chlorotoluene	54		"	50.0		109	75-127		3.14	30	
Bromobenzene	54		"	50.0		109	74-129		1.63	30	
Bromochloromethane	45		"	50.0		90.8	69-134		16.6	30	
Bromodichloromethane	51		"	50.0		103	76-127		1.18	30	
Bromoform	52		"	50.0		104	77-137		3.76	30	
Bromomethane	42		"	50.0		84.2	50-156		0.355	30	
Carbon tetrachloride	41		"	50.0		82.9	62-145		0.702	30	
Chlorobenzene	54		"	50.0		108	85-119		5.43	30	
Chloroethane	54		"	50.0		108	49-143		10.3	30	
Chloroform	45		"	50.0		90.8	74-131		0.663	30	
Chloromethane	49		"	50.0		99.0	43-134		1.06	30	
cis-1,2-Dichloroethylene	52		"	50.0		105	73-134		0.690	30	
cis-1,3-Dichloropropylene	56		"	50.0		111	77-128		2.74	30	
Dibromochloromethane	51		"	50.0		101	79-130		0.218	30	
Dibromomethane	56		"	50.0		113	78-128		2.73	30	
Dichlorodifluoromethane	33		"	50.0		65.4	38-139		0.0306	30	
Hexachlorobutadiene	52		"	50.0		104	72-141		8.44	30	
Methylene chloride	52		"	50.0		105	56-142		0.683	30	
Tetrachloroethylene	50		"	50.0		99.5	78-133		2.28	30	
trans-1,2-Dichloroethylene	49		"	50.0		97.8	59-145		8.66	30	
trans-1,3-Dichloropropylene	51		"	50.0		103	74-131		1.10	30	
Trichloroethylene	54		"	50.0		109	81-125		3.17	30	
Trichlorofluoromethane	37		"	50.0		73.7	61-144		1.97	30	
Vinyl Chloride	48		"	50.0		96.2	42-136		0.0831	30	
Surrogate: 1,2-Dichloroethane-d4	*41.5*		*"*	*50.0*		*82.9*	*65-135*				
Surrogate: p-Bromofluorobenzene	*48.2*		*"*	*50.0*		*96.4*	*81-114*				
Surrogate: Toluene-d8	*51.0*		*"*	*50.0*		*102*	*86-118*				

Volatile Organic Compounds by GC/MS - Quality Control Data

York Analytical Laboratories, Inc.

Analyte	Result	Reporting Limit	Units	Spike Level	Source* Result	%REC	%REC Limits	Flag	RPD	RPD Limit	Flag
Batch BL40290 - EPA 5030B											
Matrix Spike (BL40290-MS1)	*Source sample: 14K0920-07 (MW-15S)						Prepared & Analyzed: 12/04/2014				
1,1,1,2-Tetrachloroethane	45		ug/L	50.0	ND	90.9	52-142				
1,1,1-Trichloroethane	35		"	50.0	ND	70.9	52-147				
1,1,2,2-Tetrachloroethane	64		"	50.0	ND	128	65-131				
1,1,2-Trichloro-1,2,2-trifluoroethane (Freon 113)	35		"	50.0	ND	70.3	42-160				
1,1,2-Trichloroethane	60		"	50.0	ND	120	72-126				
1,1-Dichloroethane	44		"	50.0	ND	88.1	64-135				
1,1-Dichloroethylene	35		"	50.0	ND	69.3	47-150				
1,1-Dichloropropylene	43		"	50.0	ND	85.3	68-123				
1,2,3-Trichlorobenzene	49		"	50.0	ND	97.3	53-148				
1,2,3-Trichloropropane	50		"	50.0	ND	99.9	68-129				
1,2,4-Trichlorobenzene	46		"	50.0	ND	92.7	51-148				
1,2-Dibromo-3-chloropropane	53		"	50.0	ND	107	48-155				
1,2-Dibromoethane	52		"	50.0	ND	104	76-124				
1,2-Dichlorobenzene	51		"	50.0	ND	102	70-125				
1,2-Dichloroethane	35		"	50.0	ND	70.5	57-139				
1,2-Dichloropropane	64		"	50.0	ND	128	65-128				
1,3-Dichlorobenzene	48		"	50.0	ND	95.9	71-122				
1,3-Dichloropropane	56		"	50.0	ND	113	66-128				
1,4-Dichlorobenzene	49		"	50.0	ND	97.5	69-125				
2,2-Dichloropropane	35		"	50.0	ND	69.5	42-138				
2-Chlorotoluene	49		"	50.0	ND	98.6	63-131				
4-Chlorotoluene	50		"	50.0	ND	100	63-130				
Bromobenzene	56		"	50.0	ND	111	63-130				
Bromochloromethane	54		"	50.0	ND	108	59-133				
Bromodichloromethane	49		"	50.0	ND	97.9	66-131				
Bromoform	48		"	50.0	ND	96.9	68-136				
Bromomethane	32		"	50.0	ND	63.4	23-151				
Carbon tetrachloride	32		"	50.0	ND	64.7	51-147				
Chlorobenzene	51		"	50.0	ND	102	75-120				
Chloroethane	44		"	50.0	ND	87.3	33-153				
Chloroform	40		"	50.0	ND	79.1	60-137				
Chloromethane	41		"	50.0	ND	82.0	20-140				
cis-1,2-Dichloroethylene	49		"	50.0	2.2	94.3	59-136				
cis-1,3-Dichloropropylene	55		"	50.0	ND	109	66-128				
Dibromochloromethane	47		"	50.0	ND	94.3	68-134				
Dibromomethane	55		"	50.0	ND	110	71-128				
Dichlorodifluoromethane	17		"	50.0	ND	34.9	18-127				
Hexachlorobutadiene	45		"	50.0	ND	90.7	48-150				
Methylene chloride	57		"	50.0	2.4	110	34-154				
Tetrachloroethylene	43		"	50.0	ND	86.0	51-140				
trans-1,2-Dichloroethylene	43		"	50.0	ND	85.3	49-151				
trans-1,3-Dichloropropylene	49		"	50.0	ND	97.6	63-129				
Trichloroethylene	53		"	50.0	1.3	104	61-133				
Trichlorofluoromethane	27		"	50.0	ND	54.9	47-147				
Vinyl Chloride	41		"	50.0	ND	82.2	25-140				
Surrogate: 1,2-Dichloroethane-d4	*38.0*		*"*	*50.0*		*76.0*	*65-135*				
Surrogate: p-Bromofluorobenzene	*46.9*		*"*	*50.0*		*93.8*	*81-114*				
Surrogate: Toluene-d8	*52.6*		*"*	*50.0*		*105*	*86-118*				

Volatile Organic Compounds by GC/MS - Quality Control Data

York Analytical Laboratories, Inc.

Analyte	Result	Reporting Limit	Units	Spike Level	Source* Result	%REC	%REC Limits	Flag	RPD	RPD Limit	Flag
Batch BL40290 - EPA 5030B											
Matrix Spike Dup (BL40290-MSD1)	*Source sample: 14K0920-07 (MW-15S)							Prepared: 12/04/2014 Analyzed: 12/05/2014			
1,1,1,2-Tetrachloroethane	48		ug/L	50.0	ND	95.1	52-142		4.56	30	
1,1,1-Trichloroethane	36		"	50.0	ND	71.3	52-147		0.534	30	
1,1,2,2-Tetrachloroethane	69		"	50.0	ND	138	65-131	High Bias	7.64	30	
1,1,2-Trichloro-1,2,2-trifluoroethane (Freon 113)	35		"	50.0	ND	70.2	42-160		0.142	30	
1,1,2-Trichloroethane	65		"	50.0	ND	130	72-126	High Bias	7.85	30	
1,1-Dichloroethane	46		"	50.0	ND	91.8	64-135		4.11	30	
1,1-Dichloroethylene	34		"	50.0	ND	68.8	47-150		0.811	30	
1,1-Dichloropropylene	42		"	50.0	ND	84.9	68-123		0.376	30	
1,2,3-Trichlorobenzene	51		"	50.0	ND	101	53-148		3.91	30	
1,2,3-Trichloropropane	54		"	50.0	ND	108	68-129		7.38	30	
1,2,4-Trichlorobenzene	48		"	50.0	ND	96.3	51-148		3.81	30	
1,2-Dibromo-3-chloropropane	59		"	50.0	ND	118	48-155		10.1	30	
1,2-Dibromoethane	55		"	50.0	ND	110	76-124		5.65	30	
1,2-Dichlorobenzene	55		"	50.0	ND	109	70-125		6.46	30	
1,2-Dichloroethane	35		"	50.0	ND	70.8	57-139		0.425	30	
1,2-Dichloropropane	66		"	50.0	ND	131	65-128	High Bias	2.39	30	
1,3-Dichlorobenzene	51		"	50.0	ND	103	71-122		6.69	30	
1,3-Dichloropropane	60		"	50.0	ND	121	66-128		6.76	30	
1,4-Dichlorobenzene	51		"	50.0	ND	103	69-125		5.12	30	
2,2-Dichloropropane	34		"	50.0	ND	68.5	42-138		1.42	30	
2-Chlorotoluene	52		"	50.0	ND	104	63-131		5.64	30	
4-Chlorotoluene	58		"	50.0	ND	116	63-130		14.9	30	
Bromobenzene	59		"	50.0	ND	118	63-130		5.77	30	
Bromochloromethane	53		"	50.0	ND	106	59-133		1.01	30	
Bromodichloromethane	52		"	50.0	ND	104	66-131		5.68	30	
Bromoform	54		"	50.0	ND	108	68-136		10.7	30	
Bromomethane	30		"	50.0	ND	60.9	23-151		3.96	30	
Carbon tetrachloride	32		"	50.0	ND	64.4	51-147		0.403	30	
Chlorobenzene	54		"	50.0	ND	108	75-120		5.91	30	
Chloroethane	40		"	50.0	ND	80.5	33-153		8.01	30	
Chloroform	40		"	50.0	ND	80.1	60-137		1.21	30	
Chloromethane	42		"	50.0	ND	84.5	20-140		3.07	30	
cis-1,2-Dichloroethylene	49		"	50.0	2.2	93.9	59-136		0.487	30	
cis-1,3-Dichloropropylene	57		"	50.0	ND	115	66-128		5.01	30	
Dibromochloromethane	50		"	50.0	ND	100	68-134		6.22	30	
Dibromomethane	57		"	50.0	ND	114	71-128		3.90	30	
Dichlorodifluoromethane	17		"	50.0	ND	34.4	18-127		1.38	30	
Hexachlorobutadiene	49		"	50.0	ND	97.4	48-150		7.17	30	
Methylene chloride	43		"	50.0	2.4	81.8	34-154		27.9	30	
Tetrachloroethylene	44		"	50.0	ND	87.1	51-140		1.22	30	
trans-1,2-Dichloroethylene	42		"	50.0	ND	84.9	49-151		0.446	30	
trans-1,3-Dichloropropylene	51		"	50.0	ND	101	63-129		3.86	30	
Trichloroethylene	53		"	50.0	1.3	103	61-133		0.264	30	
Trichlorofluoromethane	26		"	50.0	ND	52.1	47-147		5.23	30	
Vinyl Chloride	40		"	50.0	ND	79.2	25-140		3.74	30	
Surrogate: 1,2-Dichloroethane-d4	*36.8*		*"*	*50.0*		*73.7*	*65-135*				
Surrogate: p-Bromofluorobenzene	*46.8*		*"*	*50.0*		*93.5*	*81-114*				
Surrogate: Toluene-d8	*54.2*		*"*	*50.0*		*108*	*86-118*				

Volatile Organic Compounds by GC/MS - Quality Control Data

York Analytical Laboratories, Inc.

Analyte	Result	Reporting Limit	Units	Spike Level	Source* Result	%REC	%REC Limits	Flag	RPD	RPD Limit	Flag
Batch BL40336 - EPA 5030B											
Blank (BL40336-BLK1)								Prepared & Analyzed: 12/05/2014			
1,1,1,2-Tetrachloroethane	ND	5.0	ug/L								
1,1,1-Trichloroethane	ND	5.0	"								
1,1,2,2-Tetrachloroethane	ND	5.0	"								
1,1,2-Trichloro-1,2,2-trifluoroethane (Freon 113)	ND	5.0	"								
1,1,2-Trichloroethane	ND	5.0	"								
1,1-Dichloroethane	ND	5.0	"								
1,1-Dichloroethylene	ND	5.0	"								
1,1-Dichloropropylene	ND	5.0	"								
1,2,3-Trichlorobenzene	13	5.0	"								
1,2,3-Trichloropropane	ND	5.0	"								
1,2,4-Trichlorobenzene	5.8	5.0	"								
1,2-Dibromo-3-chloropropane	ND	5.0	"								
1,2-Dibromoethane	ND	5.0	"								
1,2-Dichlorobenzene	ND	5.0	"								
1,2-Dichloroethane	ND	5.0	"								
1,2-Dichloropropane	ND	5.0	"								
1,3-Dichlorobenzene	ND	5.0	"								
1,3-Dichloropropane	ND	5.0	"								
1,4-Dichlorobenzene	ND	5.0	"								
2,2-Dichloropropane	ND	5.0	"								
2-Chlorotoluene	ND	5.0	"								
4-Chlorotoluene	ND	5.0	"								
Bromobenzene	ND	5.0	"								
Bromochloromethane	ND	5.0	"								
Bromodichloromethane	ND	5.0	"								
Bromoform	ND	5.0	"								
Bromomethane	ND	5.0	"								
Carbon tetrachloride	ND	5.0	"								
Chlorobenzene	ND	5.0	"								
Chloroethane	ND	5.0	"								
Chloroform	ND	5.0	"								
Chloromethane	ND	5.0	"								
cis-1,2-Dichloroethylene	ND	5.0	"								
cis-1,3-Dichloropropylene	ND	5.0	"								
Dibromochloromethane	ND	5.0	"								
Dibromomethane	ND	5.0	"								
Dichlorodifluoromethane	ND	5.0	"								
Hexachlorobutadiene	ND	5.0	"								
Methylene chloride	5.0	10	"								
Tetrachloroethylene	ND	5.0	"								
trans-1,2-Dichloroethylene	ND	5.0	"								
trans-1,3-Dichloropropylene	ND	5.0	"								
Trichloroethylene	ND	5.0	"								
Trichlorofluoromethane	ND	5.0	"								
Vinyl Chloride	ND	5.0	"								
Surrogate: 1,2-Dichloroethane-d4	*55.6*		*"*	*50.0*		*111*	*65-135*				
Surrogate: p-Bromofluorobenzene	*51.5*		*"*	*50.0*		*103*	*81-114*				
Surrogate: Toluene-d8	*52.0*		*"*	*50.0*		*104*	*86-118*				

Volatile Organic Compounds by GC/MS - Quality Control Data

York Analytical Laboratories, Inc.

Analyte	Result	Reporting Limit	Units	Spike Level	Source* Result	%REC	%REC Limits	Flag	RPD	RPD Limit	Flag
Batch BL40336 - EPA 5030B											
LCS (BL40336-BS1)							Prepared & Analyzed: 12/05/2014				
1,1,1,2-Tetrachloroethane	58		ug/L	50.0		116	70-132				
1,1,1-Trichloroethane	59		"	50.0		118	68-138				
1,1,2,2-Tetrachloroethane	49		"	50.0		97.1	73-132				
1,1,2-Trichloro-1,2,2-trifluoroethane (Freon 113)	58		"	50.0		116	67-136				
1,1,2-Trichloroethane	53		"	50.0		106	79-125				
1,1-Dichloroethane	54		"	50.0		108	78-128				
1,1-Dichloroethylene	56		"	50.0		112	68-134				
1,1-Dichloropropylene	56		"	50.0		112	74-130				
1,2,3-Trichlorobenzene	72		"	50.0		144	77-140	High Bias			
1,2,3-Trichloropropane	52		"	50.0		104	79-127				
1,2,4-Trichlorobenzene	67		"	50.0		134	75-141				
1,2-Dibromo-3-chloropropane	64		"	50.0		127	60-150				
1,2-Dibromoethane	55		"	50.0		110	86-123				
1,2-Dichlorobenzene	54		"	50.0		108	79-125				
1,2-Dichloroethane	59		"	50.0		118	69-133				
1,2-Dichloropropane	52		"	50.0		104	76-124				
1,3-Dichlorobenzene	54		"	50.0		108	81-124				
1,3-Dichloropropane	53		"	50.0		106	79-125				
1,4-Dichlorobenzene	55		"	50.0		109	82-124				
2,2-Dichloropropane	62		"	50.0		125	61-139				
2-Chlorotoluene	53		"	50.0		106	74-130				
4-Chlorotoluene	53		"	50.0		107	75-127				
Bromobenzene	52		"	50.0		105	74-129				
Bromochloromethane	51		"	50.0		102	69-134				
Bromodichloromethane	57		"	50.0		114	76-127				
Bromoform	54		"	50.0		109	77-137				
Bromomethane	60		"	50.0		119	50-156				
Carbon tetrachloride	60		"	50.0		120	62-145				
Chlorobenzene	54		"	50.0		108	85-119				
Chloroethane	53		"	50.0		107	49-143				
Chloroform	56		"	50.0		112	74-131				
Chloromethane	22		"	50.0		44.7	43-134				
cis-1,2-Dichloroethylene	53		"	50.0		105	73-134				
cis-1,3-Dichloropropylene	54		"	50.0		109	77-128				
Dibromochloromethane	58		"	50.0		115	79-130				
Dibromomethane	57		"	50.0		114	78-128				
Dichlorodifluoromethane	36		"	50.0		71.1	38-139				
Hexachlorobutadiene	57		"	50.0		115	72-141				
Methylene chloride	52		"	50.0		104	56-142				
Tetrachloroethylene	54		"	50.0		109	78-133				
trans-1,2-Dichloroethylene	50		"	50.0		100	59-145				
trans-1,3-Dichloropropylene	58		"	50.0		116	74-131				
Trichloroethylene	53		"	50.0		105	81-125				
Trichlorofluoromethane	59		"	50.0		119	61-144				
Vinyl Chloride	55		"	50.0		110	42-136				
Surrogate: 1,2-Dichloroethane-d4	*57.5*		*"*	*50.0*		*115*	*65-135*				
Surrogate: p-Bromofluorobenzene	*48.6*		*"*	*50.0*		*97.1*	*81-114*				
Surrogate: Toluene-d8	*50.3*		*"*	*50.0*		*101*	*86-118*				

Volatile Organic Compounds by GC/MS - Quality Control Data

York Analytical Laboratories, Inc.

Analyte	Result	Reporting Limit	Units	Spike Level	Source* Result	%REC	%REC Limits	Flag	RPD	RPD Limit	Flag
Batch BL40336 - EPA 5030B											
LCS Dup (BL40336-BSD1)							Prepared & Analyzed: 12/05/2014				
1,1,1,2-Tetrachloroethane	57		ug/L	50.0		115	70-132		1.54	30	
1,1,1-Trichloroethane	57		"	50.0		113	68-138		3.55	30	
1,1,2,2-Tetrachloroethane	48		"	50.0		95.3	73-132		1.83	30	
1,1,2-Trichloro-1,2,2-trifluoroethane (Freon 113)	56		"	50.0		113	67-136		2.73	30	
1,1,2-Trichloroethane	55		"	50.0		110	79-125		3.79	30	
1,1-Dichloroethane	53		"	50.0		105	78-128		2.67	30	
1,1-Dichloroethylene	55		"	50.0		110	68-134		2.32	30	
1,1-Dichloropropylene	53		"	50.0		107	74-130		4.33	30	
1,2,3-Trichlorobenzene	70		"	50.0		140	77-140		3.26	30	
1,2,3-Trichloropropane	51		"	50.0		101	79-127		2.51	30	
1,2,4-Trichlorobenzene	64		"	50.0		127	75-141		4.92	30	
1,2-Dibromo-3-chloropropane	63		"	50.0		125	60-150		1.88	30	
1,2-Dibromoethane	55		"	50.0		111	86-123		1.18	30	
1,2-Dichlorobenzene	52		"	50.0		104	79-125		3.81	30	
1,2-Dichloroethane	58		"	50.0		117	69-133		1.22	30	
1,2-Dichloropropane	52		"	50.0		104	76-124		0.249	30	
1,3-Dichlorobenzene	51		"	50.0		103	81-124		4.78	30	
1,3-Dichloropropane	54		"	50.0		109	79-125		2.17	30	
1,4-Dichlorobenzene	51		"	50.0		101	82-124		7.80	30	
2,2-Dichloropropane	59		"	50.0		117	61-139		6.17	30	
2-Chlorotoluene	50		"	50.0		101	74-130		5.24	30	
4-Chlorotoluene	52		"	50.0		103	75-127		3.45	30	
Bromobenzene	50		"	50.0		100	74-129		4.00	30	
Bromochloromethane	50		"	50.0		101	69-134		1.22	30	
Bromodichloromethane	57		"	50.0		115	76-127		0.998	30	
Bromoform	53		"	50.0		107	77-137		1.91	30	
Bromomethane	57		"	50.0		113	50-156		4.98	30	
Carbon tetrachloride	59		"	50.0		117	62-145		2.36	30	
Chlorobenzene	54		"	50.0		108	85-119		0.518	30	
Chloroethane	58		"	50.0		115	49-143		7.73	30	
Chloroform	55		"	50.0		110	74-131		1.82	30	
Chloromethane	17		"	50.0		34.6	43-134	Low Bias	25.6	30	
cis-1,2-Dichloroethylene	50		"	50.0		100	73-134		4.79	30	
cis-1,3-Dichloropropylene	54		"	50.0		109	77-128		0.312	30	
Dibromochloromethane	57		"	50.0		115	79-130		0.278	30	
Dibromomethane	58		"	50.0		116	78-128		2.35	30	
Dichlorodifluoromethane	36		"	50.0		71.5	38-139		0.505	30	
Hexachlorobutadiene	56		"	50.0		111	72-141		2.76	30	
Methylene chloride	51		"	50.0		102	56-142		1.90	30	
Tetrachloroethylene	68		"	50.0		135	78-133	High Bias	22.1	30	
trans-1,2-Dichloroethylene	50		"	50.0		100	59-145		0.0998	30	
trans-1,3-Dichloropropylene	58		"	50.0		116	74-131		0.189	30	
Trichloroethylene	54		"	50.0		107	81-125		1.98	30	
Trichlorofluoromethane	57		"	50.0		115	61-144		3.20	30	
Vinyl Chloride	52		"	50.0		105	42-136		5.18	30	
Surrogate: 1,2-Dichloroethane-d4	*58.5*		*"*	*50.0*		*117*	*65-135*				
Surrogate: p-Bromofluorobenzene	*47.2*		*"*	*50.0*		*94.4*	*81-114*				
Surrogate: Toluene-d8	*50.5*		*"*	*50.0*		*101*	*86-118*				

Gas Chromatography/Flame Ionization Detector - Quality Control Data

York Analytical Laboratories, Inc.

Analyte	Result	Reporting Limit	Units	Spike Level	Source* Result	%REC	%REC Limits	Flag	RPD	RPD Limit	Flag
Batch BL40164 - Preparation for GC Analysis											
Blank (BL40164-BLK1)								Prepared & Analyzed: 12/03/2014			
Methane	ND	10	ug/L								
Methane	ND	10	"								
Ethane	ND	10	"								
Ethylene (Ethene)	ND	10	"								
Duplicate (BL40164-DUP1)	*Source sample: 14K0920-07 (MW-15S)							Prepared & Analyzed: 12/03/2014			
Methane	390	10	ug/L		ND					25	
Methane	390	10	"		430				11.1	30	
Ethane	ND	10	"		ND					30	
Ethylene (Ethene)	ND	10	"		ND					30	

Metals by ICP - Quality Control Data

York Analytical Laboratories, Inc.

Analyte	Result	Reporting Limit	Units	Spike Level	Source* Result	%REC	%REC Limits	Flag	RPD	RPD Limit	Flag
Batch BL40168 - EPA 3010A											
Blank (BL40168-BLK1)								Prepared & Analyzed: 12/03/2014			
Arsenic	ND	0.00400	mg/L								
Barium	ND	0.0100	"								
Cadmium	ND	0.00300	"								
Chromium	ND	0.00500	"								
Copper	ND	0.00300	"								
Lead	ND	0.00300	"								
Selenium	ND	0.0100	"								
Duplicate (BL40168-DUP1)	*Source sample: 14K0920-07 (MW-15S)							Prepared & Analyzed: 12/03/2014			
Arsenic	ND	0.00400	mg/L		ND					20	
Barium	0.444	0.0100	"		0.445				0.169	20	
Cadmium	ND	0.00300	"		ND					20	
Chromium	ND	0.00500	"		ND					20	
Copper	ND	0.00300	"		ND					20	
Lead	ND	0.00300	"		ND					20	
Selenium	ND	0.0100	"		ND					20	
Matrix Spike (BL40168-MS1)	*Source sample: 14K0920-07 (MW-15S)							Prepared & Analyzed: 12/03/2014			
Arsenic	2.24	0.00400	mg/L	2.00	ND	112	75-125				
Barium	2.63	0.0100	"	2.00	0.445	109	75-125				
Cadmium	0.0526	0.00300	"	0.0500	ND	105	75-125				
Chromium	0.205	0.00500	"	0.200	ND	102	75-125				
Copper	0.288	0.00300	"	0.250	ND	115	75-125				
Lead	0.496	0.00300	"	0.500	ND	99.3	75-125				
Selenium	2.37	0.0100	"	2.00	ND	118	75-125				
Reference (BL40168-SRM1)								Prepared & Analyzed: 12/03/2014			
Arsenic	0.391	0.00400	mg/L	0.438		89.2	83.3-116				
Barium	0.380	0.0100	"	0.365		104	84.9-115				
Cadmium	0.324	0.00300	"	0.334		97.1	85-115				
Chromium	0.776	0.00500	"	0.797		97.4	84.9-115				
Copper	0.178	0.00300	"	0.177		101	84.7-115				
Lead	1.44	0.00300	"	1.47		97.8	85-115				
Selenium	0.466	0.0100	"	0.521		89.4	85-115				

Anions by Ion Chromatography - Quality Control Data

York Analytical Laboratories, Inc.

Analyte	Result	Reporting Limit	Units	Spike Level	Source* Result	%REC	%REC Limits	Flag	RPD	RPD Limit	Flag
Batch BL40301 - EPA 300											
Blank (BL40301-BLK1)								Prepared & Analyzed: 12/04/2014			
Chloride	ND	0.500	mg/L								
LCS (BL40301-BS1)								Prepared & Analyzed: 12/04/2014			
Chloride	10.4	0.500	mg/L	10.0		104	85-115				
Duplicate (BL40301-DUP1)	*Source sample: 14K0920-07 (MW-15S)							Prepared & Analyzed: 12/04/2014			
Chloride	1440	5.00	mg/L		1390				3.89	15	
Reference (BL40301-SRM1)								Prepared & Analyzed: 12/04/2014			
Chloride	4.26		mg/L	3.99		107	90-110				

Wet Chemistry Parameters - Quality Control Data

York Analytical Laboratories, Inc.

Analyte	Result	Reporting Limit	Units	Spike Level	Source* Result	%REC	%REC Limits	Flag	RPD	RPD Limit	Flag
Batch BK41249 - Analysis Preparation											
Blank (BK41249-BLK1)								Prepared & Analyzed: 11/26/2014			
Chromium, Hexavalent	ND	0.0100	mg/L								
LCS (BK41249-BS1)								Prepared & Analyzed: 11/26/2014			
Chromium, Hexavalent	0.487	0.0100	mg/L	0.500		97.4	80-120				
Duplicate (BK41249-DUP1)	*Source sample: 14K0920-07 (MW-15S)							Prepared & Analyzed: 11/26/2014			
Chromium, Hexavalent	ND	0.0100	mg/L		ND					20	
Matrix Spike (BK41249-MS1)	*Source sample: 14K0920-07 (MW-15S)							Prepared & Analyzed: 11/26/2014			
Chromium, Hexavalent	0.154	0.0100	mg/L	0.500	ND	30.8	75-125	Low Bias			

Volatile Analysis Sample Containers

Lab ID	Client Sample ID	Volatile Sample Container
14K0920-01	EW-6	40mL Clear Vial (pre-pres.) HCl; Cool to 4° C
14K0920-02	EW-7	40mL Clear Vial (pre-pres.) HCl; Cool to 4° C
14K0920-03	EW-8	40mL Clear Vial (pre-pres.) HCl; Cool to 4° C
14K0920-04	EW-11	40mL Clear Vial (pre-pres.) HCl; Cool to 4° C
14K0920-05	EW-12	40mL Clear Vial (pre-pres.) HCl; Cool to 4° C
14K0920-06	MW-12	40mL Clear Vial (pre-pres.) HCl; Cool to 4° C
14K0920-07	MW-15S	40mL Clear Vial (pre-pres.) HCl; Cool to 4° C
14K0920-08	MW-16S	40mL Clear Vial (pre-pres.) HCl; Cool to 4° C
14K0920-09	MW-20	40mL Clear Vial (pre-pres.) HCl; Cool to 4° C
14K0920-10	MW-21	40mL Clear Vial (pre-pres.) HCl; Cool to 4° C
14K0920-11	MW-22	40mL Clear Vial (pre-pres.) HCl; Cool to 4° C
14K0920-12	Duplicate	40mL Clear Vial (pre-pres.) HCl; Cool to 4° C
14K0920-13	FB	40mL Clear Vial (pre-pres.) HCl; Cool to 4° C
14K0920-14	TB	40mL Clear Vial (pre-pres.) HCl; Cool to 4° C

Notes and Definitions

QM-05	The spike recovery was outside acceptance limits for the MS and/or MSD due to matrix interference. The LCS and/or LCSD were within acceptance limits showing that the laboratory is in control and the data are acceptable.
QL-02	This LCS analyte is outside Laboratory Recovery limits due the analyte behavior using the referenced method. The reference method has certain limitations with respect to analytes of this nature.
J	Detected below the Reporting Limit but greater than or equal to the Method Detection Limit (MDL/LOD) or in the case of a TIC, the result is an estimated concentration.
B	Analyte is found in the associated analysis batch blank. For volatiles, methylene chloride and acetone are common lab contaminants. Data users should consider anything <10x the blank value as artifact.

---

*	Analyte is not certified or the state of the samples origination does not offer certification for the Analyte.
ND	NOT DETECTED - the analyte is not detected at the Reported to level (LOQ/RL or LOD/MDL)
RL	REPORTING LIMIT - the minimum reportable value based upon the lowest point in the analyte calibration curve.
LOQ	LIMIT OF QUANTITATION - the minimum concentration of a target analyte that can be reported within a specified degree of confidence. This is the lowest point in an analyte calibration curve that has been subjected to all steps of the processing/analysis and verified to meet defined criteria. This is based upon NELAC 2009 Standards and applies to all analyses.
LOD	LIMIT OF DETECTION - a verified estimate of the minimum concentration of a substance in a given matrix that an analytical process can reliably detect. This is based upon NELAC 2009 Standards and applies to all analyses conducted under the auspices of EPA SW-846.
MDL	METHOD DETECTION LIMIT - a statistically derived estimate of the minimum amount of a substance an analytical system can reliably detect with a 99% confidence that the concentration of the substance is greater than zero. This is based upon 40 CFR Part 136 Appendix B and applies only to EPA 600 and 200 series methods.
Reported to	This indicates that the data for a particular analysis is reported to either the LOD/MDL, or the LOQ/RL. In cases where the "Reported to" is located above the LOD/MDL, any value between this and the LOQ represents an estimated value which is "J" flagged accordingly. This applies to volatile and semi-volatile target compounds only.
NR	Not reported
RPD	Relative Percent Difference
Wet	The data has been reported on an as-received (wet weight) basis
Low Bias	Low Bias flag indicates that the recovery of the flagged analyte is below the laboratory or regulatory lower control limit. The data user should take note that this analyte may be biased low but should evaluate multiple lines of evidence including the LCS and site-specific MS/MSD data to draw bias conclusions. In cases where no site-specific MS/MSD was requested, only the LCS data can be used to evaluate such bias.
High Bias	High Bias flag indicates that the recovery of the flagged analyte is above the laboratory or regulatory upper control limit. The data user should take note that this analyte may be biased high but should evaluate multiple lines of evidence including the LCS and site-specific MS/MSD data to draw bias conclusions. In cases where no site-specific MS/MSD was requested, only the LCS data can be used to evaluate such bias.
Non-Dir.	Non-dir. flag (Non-Directional Bias) indicates that the Relative Percent Difference (RPD) (a measure of precision) among the MS and MSD data is outside the laboratory or regulatory control limit. This alerts the data user where the MS and MSD are from site-specific samples that the RPD is high due to either non-homogeneous distribution of target analyte between the MS/MSD or indicates poor reproducibility for other reasons.

If EPA SW-846 method 8270 is included herein it is noted that the target compound N-nitrosodiphenylamine (NDPA) decomposes in the gas chromatographic inlet and cannot be separated from diphenylamine (DPA). These results could actually represent 100% DPA, 100% NDPA or some combination of the two.
For this reason, York reports the combined result for n-nitrosodiphenylamine and diphenylamine for either of these compounds as a combined concentration as Diphenylamine.

If Total PCBs are detected and the target aroclors reported are "Not detected", the Total PCB value is reported due to the presence of either or both Aroclors 1262 and 1268 which are non-target aroclors for some regulatory lists.

2-chloroethylvinyl ether readily breaks down under acidic conditions. Samples that are acid preserved, including standards will exhibit breakdown. The data user should take note.

Certification for pH is no longer offered by NYDOH ELAP.

Semi-Volatile and Volatile analyses are reported down to the LOD/MDL, with values between the LOD/MDL and the LOQ being "J" flagged as estimated results.

---

120 RESEARCH DRIVE STRATFORD, CT 06615 (203) 325-1371 FAX (203) 357-0166

YORK ANALYTICAL LABORATORIES
120 RESEARCH DR.
STRATFORD, CT 06615
(203) 325-1371
FAX (203) 357-0166

Field Chain-of-Custody Record

NOTE: York's Std. Terms & Conditions are listed on the back side of this document.
This document serves as your written authorization to York to proceed with the analyses requested and your signature binds you to York's Std. Terms & Conditions.

York Project No. 14K0920

YOUR Information

Company: LBG, Inc.
Address: 4 Research Dr, Suite 200
Shelton, CT 06484
Phone No. 203-929-8555
Contact Person: Karen Desiderio
E-Mail Address: kdesiderio@lbgcha

Report To:

Company: Same
Address: ✓
Phone No.
Attention:
E-Mail Address:

Invoice To:

Company: Same
Address: ✓
Phone No.
Attention:
E-Mail Address:

YOUR Project ID

SNYGEN

Purchase Order No.

Samples from: CT___ NY X NJ___

Turn-Around Time

- RUSH - Same Day ☐
- RUSH - Next Day ☐
- RUSH - Two Day ☐
- RUSH - Three Day ☐
- RUSH - Four Day ☐
- Standard(5-7 Days) ☒

Report Type

- Summary Report
- Summary w/ QA Summary
- CT RCP Package X
- CTRCP DQA/DUE Pkg
- NY ASP A Package
- NY ASP B Package X
- NJDEP Red. Deliv.

Electronic Data Deliverables (EDD)

- Simple Excel
- NYSDEC EQuIS X
- EQuIS (std)
- EZ-EDD (EQuIS)
- NJDEP SRP HazSite EDD
- GIS/KEY (std)
- Other

York Regulatory Comparison Excel Spreadsheet
Compare to the following Regs. (please fill in):

Print Clearly and Legibly. All Information must be complete. Samples will NOT be logged in and the turn-around time clock will not begin until any questions by York are resolved.

Samples Collected/Authorized By (Signature)

Caitlin Calvert
Name (printed)

Matrix Codes
S - soil
Other - specify(oil, etc.)
WW - wastewater
GW - groundwater
DW - drinking water
Air-A - ambient air
Air-SV - soil vapor

Volatiles		Semi-Vols.	Pest/PCB/Herb	Metals	Misc. Org.	Full Lists	Misc.
8260 full	TICs	8270 or 625	8082PCB	RCRA8	TPH GRO	Pri.Poll.	Corrosivity
624	Site Spec.	STARS list	8081Pest	PP13 list	TPH DRO	TCL Organics	Reactivity
STARS list	Nassau Co.	BN Only	8151Herb	TAL	CT ETPH	TAL Met/CN-	Ignitability
BTEX	Suffolk Co.	Acids Only	CT RCP	CT15 list	NY 310-13	Full TCLP	Flash Point
MTBE	Ketones	PAH list	App. IX	TAGM list	TPH 1664	Full App. IX	Sieve Anal.
TCL list	Oxygenates	TAGM list	Site Spec.	NJDEP list	Air TO14A	Part360-Routine	Heterotrophs
TAGM list	TCLP list	CT RCP list	SPLP or TCLP	Total	Air TO15	Part360-Baseline	TOX
CT RCP list	524.2	TCL list	TCLP Pest	Dissolved	Air STARS	Part360-Expanded No Dioxins/Furans	BTU/lb.
Arom. only	502.2	NJDEP list	TCLP Herb	SPLP or TCLP	Air VPH	Part360-Expanded Full List	Aquatic Tox.
Halog.only	NJDEP list	App. IX	Chlordane	Indiv. Metals	Air TICs	NYCDEP Sewer	TOC
App.IX list	SPLP or TCLP	TCLP BNA	608 Pest	LIST Below	Methane	NYSDEC Sewer	Asbestos
8021B list		SPLP or TCLP	608 PCB		Helium	TAGM	Silica

Sample Identification	Date/Time Sampled	Sample Matrix	Choose Analyses Needed from the Menu Above and Enter Below	Container Description(s)
AA EW-6	11/25/14 12:05	GW	HVOCs, methane	3x HCl VOA, 1x unp VOA
AA EW-7	12:54		HVOCs, methane	3x HCl VOA, 1x unp VOA
EW-8	11:34		HVOCs, methane	3x HCl VOA, 1x unp VOA
AA EW-11	12:18		HVOCs, methane	3x HCl VOA, 1x unp VOA
AA EW-12	12:45		HVOCs, methane	3x HCl VOA, 1x unp VOA
MW-12	11:05		HVOCs, methane, As, Ba, Cd, Cr, Hex Cr, Cu, Pb, Se, Chloride	3x HCl VOA, 1x unp VOA, 1x HNO3 250, 2x unp 250
MW-15S	10:05		HVOCs, methane, ethane, ethene, As, Ba, Cd, Cr, Hex Cr, Cu, Pb, Se, Chloride	9x HCl VOA, 9x unp VOA, 3x HNO3 250, 6x unp 250
AA MW-16S	9:20		HVOCs, methane, ethane, ethene	3x HCl VOA, 3x unp VOA
AA MW-20	13:32		HVOCs, methane	3x HCl VOA, 1x unp VOA
MW-21	10:29		HVOCs, methane, As, Ba, Cd, Cr, Hex Cr, Cu, Pb, Se, Chloride	3x HCl VOA, 1x unp VOA, 1x HNO3 250, 2x unp 250

Comments
Please use additional sample volume for MS/MSD.
Samples preserved with sodium thiosulfate pentahydrate

Preservation Check those Applicable
4°C X Frozen___ HCl X MeOH___ HNO_3 X H_2SO_4___ NaOH___
ZnAc Ascorbic Acid Other X

Special Instructions
Field Filtered ☐
Lab to Filter ☐

Samples Relinquished By	Date/Time	Samples Received By	Date/Time
✓	11/25/14 15:10	TC Fabian	11/25/14 15:10
		TC Fabian	11/25/14 1510
Samples Relinquished By	Date/Time	Samples Received in LAB by	Date/Time

Temperature on Receipt 4.7 °C

YORK ANALYTICAL LABORATORIES INC
YORK ANALYTICAL LABORATORIES
120 RESEARCH DR.
STRATFORD, CT 06615
(203) 325-1371
FAX (203) 357-0166

Field Chain-of-Custody Record

NOTE: York's Std. Terms & Conditions are listed on the back side of this document.
This document serves as your written authorization to York to proceed with the analyses requested and your signature binds you to York's Std. Terms & Conditions.

York Project No. 14K0920

YOUR Information

Company: LBG, INC.
Address: 4 Research Dr, Suite 204, Shelton, CT 06484
Phone No. 203-929-8555
Contact Person: Karen Destefanis
E-Mail Address: kdestefanis@lbgtech.com

Report To:

Company: Same
Address: ✓
Phone No.
Attention:
E-Mail Address:

Invoice To:

Company: Same
Address: ✓
Phone No.
Attention:
E-Mail Address:

YOUR Project ID

SNYGEN

Purchase Order No.

Samples from: CT ___ NY X NJ ___

Turn-Around Time

- RUSH - Same Day ☐
- RUSH - Next Day ☐
- RUSH - Two Day ☐
- RUSH - Three Day ☐
- RUSH - Four Day ☐
- Standard(5-7 Days) ☒

Report Type

- Summary Report
- Summary w/ QA Summary
- CT RCP Package X
- CTRCP DQA/DUE Pkg
- NY ASP A Package
- NY ASP B Package X
- NJDEP Red. Deliv.

Electronic Data Deliverables (EDD)

- Simple Excel
- NYSDEC EQuIS X
- EQuIS (std)
- EZ-EDD (EQuIS)
- NJDEP SRP HazSite EDD
- GIS/KEY (std)
- Other

York Regulatory Comparison Excel Spreadsheet
Compare to the following Regs. (please fill in):

Print Clearly and Legibly. All Information must be complete. Samples will NOT be logged in and the turn-around time clock will not begin until any questions by York are resolved.

Samples Collected/Authorized By (Signature)

Caitlin Colwell
Name (printed)

Matrix Codes
S - soil
Other - specify(oil, etc.)
WW - wastewater
GW - groundwater
DW - drinking water
Air-A - ambient air
Air-SV - soil vapor

Volatiles		Semi-Vols.	Pest/PCB/Herb	Metals	Misc. Org.	Full Lists	Misc.
8260 full	TICs	8270 or 625	8082PCB	RCRA8	TPH GRO	Pri.Poll.	Corrosivity
624	Site Spec.	STARS list	8081Pest	PP13 list	TPH DRO	TCL Organics	Reactivity
STARS list	Nassau Co.	BN Only	8151Herb	TAL	CT ETPH	TAL Met/CN	Ignitability
BTEX	Suffolk Co.	Acids Only	CT RCP	CT15 list	NY 310-13	Full TCLP	Flash Point
MTBE	Ketones	PAH list	App. IX	TAGM list	TPH 1664	Full App. IX	Sieve Anal.
TCL list	Oxygenates	TAGM list	Site Spec.	NJDEP list	Air TO14A	Part 360-Routine	Heterotrophs
TAGM list	TCLP list	CT RCP list	SPLP or TCLP	Total	Air TO15	Part 360-Baseline	TOX
CT RCP list	524.2	TCL list	TCLP Pest	Dissolved	Air STARS	Part 360-Expanded No Dioxins/Furans	BTU/lb.
Arom. only	502.2	NJDEP list	TCLP Herb	SPLP or TCLP	Air VPH	Part 360-Expanded Full List	Aquatic Tox.
Halog.only	NJDEP list	App. IX	Chlordane	Indiv. Metals	Air TICs	NYCDEP Sewer	TOC
App.IX list	SPLP or TCLP	TCLP BNA	608 Pest	LIST Below	Methane	NYSDEC Sewer	Asbestos
8021B list		SPLP or TCLP	608 PCB		Helium	TAGM	Silica

Sample Identification	Date/Time Sampled	Sample Matrix	Choose Analyses Needed from the Menu Above and Enter Below	Container Description(s)
MW-22	11/25/14 9:33	GW	HVOCs, methane, As, Ba, Cd, Cr, Hex Cr, Cu, Pb, Se, Cyanide	3x HCl VOA, 1x unp VOA, 1x 250 HNO3, 2x unp 250
Duplicate	↓ 10:29	↓	HVOCs, methane, As, Ba, Cd, Cr, Hex Cr, Cu, Pb, Se, Cyanide	3x HCl VOA, 1x unp VOA, 1x HNO3 250, 2x unp 250
FB	↓ 13:15	W	HVOCs	3x HCl VOA
TB	LAB	↓	HVOCs	2x HCl VOA

Comments

Preservation Check those Applicable: 4°C X Frozen ___ HCl X MeOH ___ HNO_3 X H_2SO_4 ___ NaOH ___ ZnAc ___ Ascorbic Acid ___ Other X

Special Instructions
Field Filtered ☐
Lab to Filter ☐

Samples Relinquished By	Date/Time	Samples Received By	Date/Time
[signature]	11/25/14 15:10	[signature]	11/25/14 1570
Samples Relinquished By	Date/Time	Samples Received in LAB by	Date/Time
		[signature]	11/25/14 1570

Temperature on Receipt 4.7 °C

LEGGETTE, BRASHEARS & GRAHAM, INC.

PAGE 1 OF

SAMPLE DATE: 11/13/14

TOTAL # WELLS:

LOW-FLOW SAMPLING LOG

Materials

Client Name: Emr. Research Corp

Project Location: Orangeburg, NY

Sampler(s): M. Shepard

Sample Pump: Geopump

Tubing Type: LDPE - 20 Tygon - 1

Monitoring Equipment: YSI

Well I.D. 1L-MW-8

Well Diameter (inches): 2

Total Depth (ft btoc):

Depth to Water (ft btoc): 14.38

Screen Setting (ft btoc): 11 to 21

Tubing Intake (ft btoc): ~17

Comments: Pump on at 1102

1110 - tubing to YSI *

Well Condition: 2 bolts, well plug, good condition

Time (hours)	Depth to Water (ft btoc)	Evacuation Rate (ml/min)	pH	Conductivity (us/cm)	Turbidity (NTU)	Dissolved oxygen (mg/l)	Temperature (°C)	ORP (mv)
11:17	14.62	~100	2.11	1366	1.3	9.07	13.83	256.4
11:20		~100	1.76	1300	1.3	15.01	13.80	263.3
11:23		~100	1.75	1296	1.3	14.67	13.81	265.0
11:26		~100	1.66	1292	1.4	16.05	13.75	265.6
11:29		~100	1.67	1288	1.3	18.45	13.80	264.0
11:32	14.65	~100	1.62	1288	1.4	26.00	13.86	264.1
11:35	14.65	~100	1.59	1290	1.3	23.29	14.01	264.2
11:38	14.65	~100	1.54	1288	1.4	25.59	13.95	265.6

→ DO did not stabilize as result of permanganate in GW.

Stabilization of Parameters (stabilization achieved for three consecutive measurements)

Time FROM	Time TO	Depth to Water (ft btoc)	Total Removed > Change in Storage (Y/N)?	pH	Conductivity (%)	Turbidity (%)	Dissolved oxygen (%)	Temperature (%)	ORP (mv)
1032	1135	0		0.03	0.1%	<5	10.4%	0.9%	0.1
1135	1138	↓		0.05	0.1%	↓	9.0%	0.4%	1.4
1132	1138	↓		0.08	—	↓	1.6%	0.5%	1.5
Recommended Stabilization		≤ 0.3 ft. total	NA	+/- 0.1 unit	+/- 3%	<5 NTU or +/- 10%	+/- 10% if >0.5 mg/L	+/- 3%	+/- 10 mv
Stabilization: (Yes/No)		Y		Y	Y	Y	N	Y	Y

Sample Time: 1145

(5) VOAs w/ HCl for LBG

(2) VOCs w/ HCl

(2) VOAs AS IS for D. Wanamaker

ft btoc	feet below top of casing	NTU	Nephelometric Turbidity Units
ml/min	milliliters per minute	mg/l	milligrams per liter
µs/cm	microseimens per centimeter	ms/cm	milliseimens per centimeter
°C	degrees Celsius	mv	millivolts

* purge water - pink - permanganate
let to bucket ~10 min to try & clear

LEGGETTE, BRASHEARS & GRAHAM, INC.

PAGE 1 OF 1

SAMPLE DATE: 11/13/14

LOW-FLOW SAMPLING LOG

TOTAL # WELLS: 2

Client Name: Materials Research Corp

Project Location: 542 Rt 303 Orangeburg

Sampler(s): M - Shepard

Sample Pump: Geopump

Tubing Type: LDPE - 17 Tygon - 2

Monitoring Equipment: YSI

Well I.D. IL - MW - 9

Well Diameter (inches): 2

Total Depth (ft btoc):

Depth to Water (ft btoc): 11.52

Screen Setting (ft btoc): 7 to 17

Tubing Intake (ft btoc): ~14

Comments: Pump on at 10:11

Well Condition: good - 2 bolts, expansion plug

Time (hours)	Depth to Water (ft btoc)	Evacuation Rate (ml/min)	Water Quality Monitoring Parameters: pH	Conductivity (us/cm)	Turbidity (NTU)	Dissolved oxygen (mg/l)	Temperature (°C)	ORP (mv)
10:20	11.75	~100	6.55	3446	1.4	13.27	14.65	-278.8
10:23		~100	6.41	3431	2.1	8.67	15.02	-281.6
10:26	11.75	~100	6.40	3428	1.4	8.12	15.11	-279.4
10:29		~100	6.33	3397	1.4	9.76	15.22	-278.1
10:32	11.79	~100	6.32	3390	0.9	10.02	15.28	-279.6
10:35	11.80	~100	6.28	3385	0.4	10.04	15.41	-277.1
10:38	11.80	~100	6.26	3382	0.4	10.01	15.39	-275.1

Stabilization of Parameters (stabilization achieved for three consecutive measurements)

Time FROM	Time TO	Depth to Water (ft btoc)	Total Removed > Change in Storage (Y/N)?	pH	Conductivity (%)	Turbidity (%)	Dissolved oxygen (%)	Temperature (%)	ORP (mv)
1032	1035	0.01		0.04	0.1%	< 5	0.2%	0.8%	2.5
1035	1038	0		0.02	0.1%	↓	0.3%	0.1%	2.0
1032	1038	0.01		0.06	0.2%		0.1%	0.7%	4.5
Recommended Stabilization		≤ 0.3 ft. total	NA	+/- 0.1 unit	+/- 3%	<5 NTU or +/- 10%	+/- 10% if >0.5 mg/L	+/- 3%	+/- 10 mv
Stabilization: (Yes/No)		Y		Y	Y	Y	Y	Y	Y

Sample Time: 1040

ft btoc	feet below top of casing	NTU	Nephelometric Turbidity Units	°C	degrees Celsius
ml/min	milliliters per minute	mg/l	milligrams per liter	mv	millivolts
µs/cm	microseimens per centimeter	ms/cm	milliseimens per centimeter		

(5) VOAs w/ HCl for LBG

(2) VOAs w/ HCl & (2) VOCs AS IS filled for D. Wanamaker.

Technical Report

prepared for:

Leggette Brashears & Graham Shelton Office
4 Research Drive, Suite 204
Shelton CT, 06484
Attention: Karen Destefanis

Report Date: 11/21/2014
Client Project ID: Sony (SNYGEN)
York Project (SDG) No.: 14K0578

Report Date: 11/21/2014
Client Project ID: Sony (SNYGEN)
York Project (SDG) No.: 14K0578

Leggette Brashears & Graham Shelton Office
4 Research Drive, Suite 204
Shelton CT, 06484
Attention: Karen Destefanis

Purpose and Results

This report contains the analytical data for the sample(s) identified on the attached chain-of-custody received in our laboratory on November 14, 2014 and listed below. The project was identified as your project: **Sony (SNYGEN)**.

The analyses were conducted utilizing appropriate EPA, Standard Methods, and ASTM methods as detailed in the data summary tables.

All samples were received in proper condition meeting the customary acceptance requirements for environmental samples except those indicated under the Notes section of this report.

All analyses met the method and laboratory standard operating procedure requirements except as indicated by any data flags, the meaning of which are explained in the attachment to this report, and case narrative if applicable.

The results of the analyses, which are all reported on dry weight basis (soils) unless otherwise noted, are detailed in the following pages.

Please contact Client Services at 203.325.1371 with any questions regarding this report.

York Sample ID	Client Sample ID	Matrix	Date Collected	Date Received
14K0578-01	IL-MW-8	Water	11/13/2014	11/14/2014
14K0578-02	IL-MW-9	Water	11/13/2014	11/14/2014

General Notes for York Project (SDG) No.: 14K0578

1. The RLs and MDLs (Reporting Limit and Method Detection Limit respectively) reported are adjusted for any dilution necessary due to the levels of target and/or non-target analytes and matrix interference. The RL(REPORTING LIMIT) is based upon the lowest standard utilized for the calibration where applicable.
2. Samples are retained for a period of thirty days after submittal of report, unless other arrangements are made.
3. York's liability for the above data is limited to the dollar value paid to York for the referenced project.
4. This report shall not be reproduced without the written approval of York Analytical Laboratories, Inc.
5. All samples were received in proper condition for analysis with proper documentation, unless otherwise noted.
6. All analyses conducted met method or Laboratory SOP requirements. See the Qualifiers and/or Narrative sections for further information.
7. It is noted that no analyses reported herein were subcontracted to another laboratory, unless noted in the report.
8. This report reflects results that relate only to the samples submitted on the attached chain-of-custody form(s) received by York.

Approved By: **Date:** 11/21/2014

Benjamin Gulizia
Laboratory Director

Sample Information

Client Sample ID: **IL-MW-8** **York Sample ID:** **14K0578-01**

York Project (SDG) No.	Client Project ID	Matrix	Collection Date/Time	Date Received
14K0578	Sony (SNYGEN)	Water	November 13, 2014 11:45 am	11/14/2014

Volatile Organics, 8260 Halogenated List

Log-in Notes: **Sample Notes:**

Sample Prepared by Method: EPA 5030B

CAS No.	Parameter	Result	Flag	Units	Reported to LOD/MDL	LOQ	Dilution	Reference Method	Date/Time Prepared	Date/Time Analyzed	Analyst
630-20-6	1,1,1,2-Tetrachloroethane	ND		ug/L	2.5	5.0	1	EPA 8260C	11/20/2014 08:27	11/20/2014 22:04	SS
71-55-6	**1,1,1-Trichloroethane**	**3.8**	J	ug/L	2.5	5.0	1	EPA 8260C	11/20/2014 08:27	11/20/2014 22:04	SS
79-34-5	1,1,2,2-Tetrachloroethane	ND		ug/L	2.5	5.0	1	EPA 8260C	11/20/2014 08:27	11/20/2014 22:04	SS
76-13-1	1,1,2-Trichloro-1,2,2-trifluoroethane (Freon 113)	ND		ug/L	2.5	5.0	1	EPA 8260C	11/20/2014 08:27	11/20/2014 22:04	SS
79-00-5	1,1,2-Trichloroethane	ND		ug/L	2.5	5.0	1	EPA 8260C	11/20/2014 08:27	11/20/2014 22:04	SS
75-34-3	**1,1-Dichloroethane**	**3.0**	J	ug/L	2.5	5.0	1	EPA 8260C	11/20/2014 08:27	11/20/2014 22:04	SS
75-35-4	1,1-Dichloroethylene	ND		ug/L	2.5	5.0	1	EPA 8260C	11/20/2014 08:27	11/20/2014 22:04	SS
563-58-6	1,1-Dichloropropylene	ND		ug/L	2.5	5.0	1	EPA 8260C	11/20/2014 08:27	11/20/2014 22:04	SS
87-61-6	1,2,3-Trichlorobenzene	ND		ug/L	2.5	5.0	1	EPA 8260C	11/20/2014 08:27	11/20/2014 22:04	SS
96-18-4	1,2,3-Trichloropropane	ND		ug/L	2.5	5.0	1	EPA 8260C	11/20/2014 08:27	11/20/2014 22:04	SS
120-82-1	1,2,4-Trichlorobenzene	ND		ug/L	2.5	5.0	1	EPA 8260C	11/20/2014 08:27	11/20/2014 22:04	SS
96-12-8	1,2-Dibromo-3-chloropropane	ND		ug/L	2.5	5.0	1	EPA 8260C	11/20/2014 08:27	11/20/2014 22:04	SS
106-93-4	1,2-Dibromoethane	ND		ug/L	2.5	5.0	1	EPA 8260C	11/20/2014 08:27	11/20/2014 22:04	SS
95-50-1	1,2-Dichlorobenzene	ND		ug/L	2.5	5.0	1	EPA 8260C	11/20/2014 08:27	11/20/2014 22:04	SS
107-06-2	1,2-Dichloroethane	ND		ug/L	2.5	5.0	1	EPA 8260C	11/20/2014 08:27	11/20/2014 22:04	SS
78-87-5	1,2-Dichloropropane	ND		ug/L	2.5	5.0	1	EPA 8260C	11/20/2014 08:27	11/20/2014 22:04	SS
541-73-1	1,3-Dichlorobenzene	ND		ug/L	2.5	5.0	1	EPA 8260C	11/20/2014 08:27	11/20/2014 22:04	SS
142-28-9	1,3-Dichloropropane	ND		ug/L	2.5	5.0	1	EPA 8260C	11/20/2014 08:27	11/20/2014 22:04	SS
106-46-7	1,4-Dichlorobenzene	ND		ug/L	2.5	5.0	1	EPA 8260C	11/20/2014 08:27	11/20/2014 22:04	SS
594-20-7	2,2-Dichloropropane	ND		ug/L	2.5	5.0	1	EPA 8260C	11/20/2014 08:27	11/20/2014 22:04	SS
95-49-8	2-Chlorotoluene	ND		ug/L	2.5	5.0	1	EPA 8260C	11/20/2014 08:27	11/20/2014 22:04	SS
106-43-4	4-Chlorotoluene	ND		ug/L	2.5	5.0	1	EPA 8260C	11/20/2014 08:27	11/20/2014 22:04	SS
108-86-1	Bromobenzene	ND		ug/L	2.5	5.0	1	EPA 8260C	11/20/2014 08:27	11/20/2014 22:04	SS
74-97-5	Bromochloromethane	ND		ug/L	2.5	5.0	1	EPA 8260C	11/20/2014 08:27	11/20/2014 22:04	SS
75-27-4	Bromodichloromethane	ND		ug/L	2.5	5.0	1	EPA 8260C	11/20/2014 08:27	11/20/2014 22:04	SS
75-25-2	Bromoform	ND		ug/L	2.5	5.0	1	EPA 8260C	11/20/2014 08:27	11/20/2014 22:04	SS
74-83-9	Bromomethane	ND		ug/L	2.5	5.0	1	EPA 8260C	11/20/2014 08:27	11/20/2014 22:04	SS
56-23-5	**Carbon tetrachloride**	**9.9**		ug/L	2.5	5.0	1	EPA 8260C	11/20/2014 08:27	11/20/2014 22:04	SS
108-90-7	Chlorobenzene	ND		ug/L	2.5	5.0	1	EPA 8260C	11/20/2014 08:27	11/20/2014 22:04	SS
75-00-3	Chloroethane	ND		ug/L	2.5	5.0	1	EPA 8260C	11/20/2014 08:27	11/20/2014 22:04	SS
67-66-3	Chloroform	ND		ug/L	2.5	5.0	1	EPA 8260C	11/20/2014 08:27	11/20/2014 22:04	SS
74-87-3	Chloromethane	ND		ug/L	2.5	5.0	1	EPA 8260C	11/20/2014 08:27	11/20/2014 22:04	SS
156-59-2	cis-1,2-Dichloroethylene	ND		ug/L	2.5	5.0	1	EPA 8260C	11/20/2014 08:27	11/20/2014 22:04	SS
10061-01-5	cis-1,3-Dichloropropylene	ND		ug/L	2.5	5.0	1	EPA 8260C	11/20/2014 08:27	11/20/2014 22:04	SS

Sample Information

Client Sample ID: **IL-MW-8** **York Sample ID:** **14K0578-01**

York Project (SDG) No.	Client Project ID	Matrix	Collection Date/Time	Date Received
14K0578	Sony (SNYGEN)	Water	November 13, 2014 11:45 am	11/14/2014

Volatile Organics, 8260 Halogenated List

Log-in Notes: **Sample Notes:**

Sample Prepared by Method: EPA 5030B

CAS No.	Parameter	Result	Flag	Units	Reported to LOD/MDL	LOQ	Dilution	Reference Method	Date/Time Prepared	Date/Time Analyzed	Analyst
124-48-1	Dibromochloromethane	ND		ug/L	2.5	5.0	1	EPA 8260C	11/20/2014 08:27	11/20/2014 22:04	SS
74-95-3	Dibromomethane	ND		ug/L	2.5	5.0	1	EPA 8260C	11/20/2014 08:27	11/20/2014 22:04	SS
75-71-8	Dichlorodifluoromethane	ND		ug/L	2.5	5.0	1	EPA 8260C	11/20/2014 08:27	11/20/2014 22:04	SS
87-68-3	Hexachlorobutadiene	ND		ug/L	2.5	5.0	1	EPA 8260C	11/20/2014 08:27	11/20/2014 22:04	SS
75-09-2	Methylene chloride	ND		ug/L	2.5	10	1	EPA 8260C	11/20/2014 08:27	11/20/2014 22:04	SS
127-18-4	Tetrachloroethylene	ND		ug/L	2.5	5.0	1	EPA 8260C	11/20/2014 08:27	11/20/2014 22:04	SS
156-60-5	trans-1,2-Dichloroethylene	ND		ug/L	2.5	5.0	1	EPA 8260C	11/20/2014 08:27	11/20/2014 22:04	SS
10061-02-6	trans-1,3-Dichloropropylene	ND		ug/L	2.5	5.0	1	EPA 8260C	11/20/2014 08:27	11/20/2014 22:04	SS
79-01-6	Trichloroethylene	ND		ug/L	2.5	5.0	1	EPA 8260C	11/20/2014 08:27	11/20/2014 22:04	SS
75-69-4	Trichlorofluoromethane	ND		ug/L	2.5	5.0	1	EPA 8260C	11/20/2014 08:27	11/20/2014 22:04	SS
75-01-4	Vinyl Chloride	ND		ug/L	2.5	5.0	1	EPA 8260C	11/20/2014 08:27	11/20/2014 22:04	SS

	Surrogate Recoveries	Result	Acceptance Range
17060-07-0	*Surrogate: 1,2-Dichloroethane-d4*	*101 %*	*65-135*
460-00-4	*Surrogate: p-Bromofluorobenzene*	*96.9 %*	*81-114*
2037-26-5	*Surrogate: Toluene-d8*	*105 %*	*86-118*

Methane

Log-in Notes: **Sample Notes:**

Sample Prepared by Method: Preparation for GC Analysis

CAS No.	Parameter	Result	Flag	Units	LOD/MDL	Reported to LOQ	Dilution	Reference Method	Date/Time Prepared	Date/Time Analyzed	Analyst
74-82-8	* Methane	ND		ug/L	10	10	1	GC/Headspace	11/20/2014 08:15	11/20/2014 09:54	JW

Sample Information

Client Sample ID: **IL-MW-9** **York Sample ID:** **14K0578-02**

York Project (SDG) No.	Client Project ID	Matrix	Collection Date/Time	Date Received
14K0578	Sony (SNYGEN)	Water	November 13, 2014 10:40 am	11/14/2014

Volatile Organics, 8260 Halogenated List

Log-in Notes: **Sample Notes:**

Sample Prepared by Method: EPA 5030B

CAS No.	Parameter	Result	Flag	Units	Reported to LOD/MDL	LOQ	Dilution	Reference Method	Date/Time Prepared	Date/Time Analyzed	Analyst
630-20-6	1,1,1,2-Tetrachloroethane	ND		ug/L	2.5	5.0	1	EPA 8260C	11/19/2014 08:23	11/19/2014 18:14	SS
71-55-6	1,1,1-Trichloroethane	ND		ug/L	2.5	5.0	1	EPA 8260C	11/19/2014 08:23	11/19/2014 18:14	SS
79-34-5	1,1,2,2-Tetrachloroethane	ND		ug/L	2.5	5.0	1	EPA 8260C	11/19/2014 08:23	11/19/2014 18:14	SS

Sample Information

Client Sample ID: **IL-MW-9** **York Sample ID:** **14K0578-02**

York Project (SDG) No.	Client Project ID	Matrix	Collection Date/Time	Date Received
14K0578	Sony (SNYGEN)	Water	November 13, 2014 10:40 am	11/14/2014

Volatile Organics, 8260 Halogenated List **Log-in Notes:** **Sample Notes:**

Sample Prepared by Method: EPA 5030B

CAS No.	Parameter	Result	Flag	Units	Reported to LOD/MDL	LOQ	Dilution	Reference Method	Date/Time Prepared	Date/Time Analyzed	Analyst
76-13-1	1,1,2-Trichloro-1,2,2-trifluoroethane (Freon 113)	ND		ug/L	2.5	5.0	1	EPA 8260C	11/19/2014 08:23	11/19/2014 18:14	SS
79-00-5	1,1,2-Trichloroethane	ND		ug/L	2.5	5.0	1	EPA 8260C	11/19/2014 08:23	11/19/2014 18:14	SS
75-34-3	1,1-Dichloroethane	ND		ug/L	2.5	5.0	1	EPA 8260C	11/19/2014 08:23	11/19/2014 18:14	SS
75-35-4	1,1-Dichloroethylene	ND		ug/L	2.5	5.0	1	EPA 8260C	11/19/2014 08:23	11/19/2014 18:14	SS
563-58-6	1,1-Dichloropropylene	ND		ug/L	2.5	5.0	1	EPA 8260C	11/19/2014 08:23	11/19/2014 18:14	SS
87-61-6	1,2,3-Trichlorobenzene	ND		ug/L	2.5	5.0	1	EPA 8260C	11/19/2014 08:23	11/19/2014 18:14	SS
96-18-4	1,2,3-Trichloropropane	ND		ug/L	2.5	5.0	1	EPA 8260C	11/19/2014 08:23	11/19/2014 18:14	SS
120-82-1	1,2,4-Trichlorobenzene	ND		ug/L	2.5	5.0	1	EPA 8260C	11/19/2014 08:23	11/19/2014 18:14	SS
96-12-8	1,2-Dibromo-3-chloropropane	ND		ug/L	2.5	5.0	1	EPA 8260C	11/19/2014 08:23	11/19/2014 18:14	SS
106-93-4	1,2-Dibromoethane	ND		ug/L	2.5	5.0	1	EPA 8260C	11/19/2014 08:23	11/19/2014 18:14	SS
95-50-1	1,2-Dichlorobenzene	ND		ug/L	2.5	5.0	1	EPA 8260C	11/19/2014 08:23	11/19/2014 18:14	SS
107-06-2	1,2-Dichloroethane	ND		ug/L	2.5	5.0	1	EPA 8260C	11/19/2014 08:23	11/19/2014 18:14	SS
78-87-5	1,2-Dichloropropane	ND		ug/L	2.5	5.0	1	EPA 8260C	11/19/2014 08:23	11/19/2014 18:14	SS
541-73-1	1,3-Dichlorobenzene	ND		ug/L	2.5	5.0	1	EPA 8260C	11/19/2014 08:23	11/19/2014 18:14	SS
142-28-9	1,3-Dichloropropane	ND		ug/L	2.5	5.0	1	EPA 8260C	11/19/2014 08:23	11/19/2014 18:14	SS
106-46-7	1,4-Dichlorobenzene	ND		ug/L	2.5	5.0	1	EPA 8260C	11/19/2014 08:23	11/19/2014 18:14	SS
594-20-7	2,2-Dichloropropane	ND		ug/L	2.5	5.0	1	EPA 8260C	11/19/2014 08:23	11/19/2014 18:14	SS
95-49-8	2-Chlorotoluene	ND		ug/L	2.5	5.0	1	EPA 8260C	11/19/2014 08:23	11/19/2014 18:14	SS
106-43-4	4-Chlorotoluene	ND		ug/L	2.5	5.0	1	EPA 8260C	11/19/2014 08:23	11/19/2014 18:14	SS
108-86-1	Bromobenzene	ND		ug/L	2.5	5.0	1	EPA 8260C	11/19/2014 08:23	11/19/2014 18:14	SS
74-97-5	Bromochloromethane	ND		ug/L	2.5	5.0	1	EPA 8260C	11/19/2014 08:23	11/19/2014 18:14	SS
75-27-4	Bromodichloromethane	ND		ug/L	2.5	5.0	1	EPA 8260C	11/19/2014 08:23	11/19/2014 18:14	SS
75-25-2	Bromoform	ND		ug/L	2.5	5.0	1	EPA 8260C	11/19/2014 08:23	11/19/2014 18:14	SS
74-83-9	Bromomethane	ND		ug/L	2.5	5.0	1	EPA 8260C	11/19/2014 08:23	11/19/2014 18:14	SS
56-23-5	Carbon tetrachloride	ND		ug/L	2.5	5.0	1	EPA 8260C	11/19/2014 08:23	11/19/2014 18:14	SS
108-90-7	Chlorobenzene	ND		ug/L	2.5	5.0	1	EPA 8260C	11/19/2014 08:23	11/19/2014 18:14	SS
75-00-3	Chloroethane	ND		ug/L	2.5	5.0	1	EPA 8260C	11/19/2014 08:23	11/19/2014 18:14	SS
67-66-3	Chloroform	ND		ug/L	2.5	5.0	1	EPA 8260C	11/19/2014 08:23	11/19/2014 18:14	SS
74-87-3	Chloromethane	ND		ug/L	2.5	5.0	1	EPA 8260C	11/19/2014 08:23	11/19/2014 18:14	SS
156-59-2	cis-1,2-Dichloroethylene	ND		ug/L	2.5	5.0	1	EPA 8260C	11/19/2014 08:23	11/19/2014 18:14	SS
10061-01-5	cis-1,3-Dichloropropylene	ND		ug/L	2.5	5.0	1	EPA 8260C	11/19/2014 08:23	11/19/2014 18:14	SS
124-48-1	Dibromochloromethane	ND		ug/L	2.5	5.0	1	EPA 8260C	11/19/2014 08:23	11/19/2014 18:14	SS
74-95-3	Dibromomethane	ND		ug/L	2.5	5.0	1	EPA 8260C	11/19/2014 08:23	11/19/2014 18:14	SS
75-71-8	Dichlorodifluoromethane	ND		ug/L	2.5	5.0	1	EPA 8260C	11/19/2014 08:23	11/19/2014 18:14	SS
87-68-3	Hexachlorobutadiene	ND		ug/L	2.5	5.0	1	EPA 8260C	11/19/2014 08:23	11/19/2014 18:14	SS

Sample Information

Client Sample ID: **IL-MW-9** **York Sample ID:** **14K0578-02**

York Project (SDG) No.	Client Project ID	Matrix	Collection Date/Time	Date Received
14K0578	Sony (SNYGEN)	Water	November 13, 2014 10:40 am	11/14/2014

Volatile Organics, 8260 Halogenated List

Log-in Notes: **Sample Notes:**

Sample Prepared by Method: EPA 5030B

CAS No.	Parameter	Result	Flag	Units	Reported to LOD/MDL	LOQ	Dilution	Reference Method	Date/Time Prepared	Date/Time Analyzed	Analyst
75-09-2	Methylene chloride	ND		ug/L	2.5	10	1	EPA 8260C	11/19/2014 08:23	11/19/2014 18:14	SS
127-18-4	Tetrachloroethylene	ND		ug/L	2.5	5.0	1	EPA 8260C	11/19/2014 08:23	11/19/2014 18:14	SS
156-60-5	trans-1,2-Dichloroethylene	ND		ug/L	2.5	5.0	1	EPA 8260C	11/19/2014 08:23	11/19/2014 18:14	SS
10061-02-6	trans-1,3-Dichloropropylene	ND		ug/L	2.5	5.0	1	EPA 8260C	11/19/2014 08:23	11/19/2014 18:14	SS
79-01-6	**Trichloroethylene**	**16**		ug/L	2.5	5.0	1	EPA 8260C	11/19/2014 08:23	11/19/2014 18:14	SS
75-69-4	Trichlorofluoromethane	ND		ug/L	2.5	5.0	1	EPA 8260C	11/19/2014 08:23	11/19/2014 18:14	SS
75-01-4	Vinyl Chloride	ND		ug/L	2.5	5.0	1	EPA 8260C	11/19/2014 08:23	11/19/2014 18:14	SS

	Surrogate Recoveries	Result	Acceptance Range
17060-07-0	*Surrogate: 1,2-Dichloroethane-d4*	*86.2 %*	*65-135*
460-00-4	*Surrogate: p-Bromofluorobenzene*	*95.2 %*	*81-114*
2037-26-5	*Surrogate: Toluene-d8*	*91.6 %*	*86-118*

Methane

Log-in Notes: **Sample Notes:**

Sample Prepared by Method: Preparation for GC Analysis

CAS No.	Parameter	Result	Flag	Units	LOD/MDL	Reported to LOQ	Dilution	Reference Method	Date/Time Prepared	Date/Time Analyzed	Analyst
74-82-8	* Methane	ND		ug/L	10	10	1	GC/Headspace	11/20/2014 08:15	11/20/2014 09:54	JW

Analytical Batch Summary

Batch ID: BK40941 **Preparation Method:** EPA 5030B **Prepared By:** BGS

YORK Sample ID	Client Sample ID	Preparation Date
14K0578-02	IL-MW-9	11/19/14
BK40941-BLK1	Blank	11/19/14
BK40941-BS1	LCS	11/19/14
BK40941-BSD1	LCS Dup	11/19/14

Batch ID: BK40980 **Preparation Method:** Preparation for GC Analysis **Prepared By:** JW

YORK Sample ID	Client Sample ID	Preparation Date
14K0578-01	IL-MW-8	11/20/14
14K0578-02	IL-MW-9	11/20/14
BK40980-BLK1	Blank	11/20/14
BK40980-DUP1	Duplicate	11/20/14

Batch ID: BK41027 **Preparation Method:** EPA 5030B **Prepared By:** BGS

YORK Sample ID	Client Sample ID	Preparation Date
14K0578-01	IL-MW-8	11/20/14
BK41027-BLK1	Blank	11/20/14
BK41027-BS1	LCS	11/20/14
BK41027-BSD1	LCS Dup	11/20/14

Volatile Organic Compounds by GC/MS - Quality Control Data

York Analytical Laboratories, Inc.

Analyte	Result	Reporting Limit	Units	Spike Level	Source* Result	%REC	%REC Limits	Flag	RPD	RPD Limit	Flag
Batch BK40941 - EPA 5030B											
Blank (BK40941-BLK1)								Prepared & Analyzed: 11/19/2014			
1,1,1,2-Tetrachloroethane	ND	5.0	ug/L								
1,1,1-Trichloroethane	ND	5.0	"								
1,1,2,2-Tetrachloroethane	ND	5.0	"								
1,1,2-Trichloro-1,2,2-trifluoroethane (Freon 113)	ND	5.0	"								
1,1,2-Trichloroethane	ND	5.0	"								
1,1-Dichloroethane	ND	5.0	"								
1,1-Dichloroethylene	ND	5.0	"								
1,1-Dichloropropylene	ND	5.0	"								
1,2,3-Trichlorobenzene	ND	5.0	"								
1,2,3-Trichloropropane	ND	5.0	"								
1,2,4-Trichlorobenzene	ND	5.0	"								
1,2-Dibromo-3-chloropropane	ND	5.0	"								
1,2-Dibromoethane	ND	5.0	"								
1,2-Dichlorobenzene	ND	5.0	"								
1,2-Dichloroethane	ND	5.0	"								
1,2-Dichloropropane	ND	5.0	"								
1,3-Dichlorobenzene	ND	5.0	"								
1,3-Dichloropropane	ND	5.0	"								
1,4-Dichlorobenzene	ND	5.0	"								
2,2-Dichloropropane	ND	5.0	"								
2-Chlorotoluene	ND	5.0	"								
4-Chlorotoluene	ND	5.0	"								
Bromobenzene	ND	5.0	"								
Bromochloromethane	ND	5.0	"								
Bromodichloromethane	ND	5.0	"								
Bromoform	ND	5.0	"								
Bromomethane	ND	5.0	"								
Carbon tetrachloride	ND	5.0	"								
Chlorobenzene	ND	5.0	"								
Chloroethane	ND	5.0	"								
Chloroform	ND	5.0	"								
Chloromethane	ND	5.0	"								
cis-1,2-Dichloroethylene	ND	5.0	"								
cis-1,3-Dichloropropylene	ND	5.0	"								
Dibromochloromethane	ND	5.0	"								
Dibromomethane	ND	5.0	"								
Dichlorodifluoromethane	ND	5.0	"								
Hexachlorobutadiene	ND	5.0	"								
Methylene chloride	ND	10	"								
Tetrachloroethylene	ND	5.0	"								
trans-1,2-Dichloroethylene	ND	5.0	"								
trans-1,3-Dichloropropylene	ND	5.0	"								
Trichloroethylene	ND	5.0	"								
Trichlorofluoromethane	ND	5.0	"								
Vinyl Chloride	ND	5.0	"								
Surrogate: 1,2-Dichloroethane-d4	*41.5*		*"*	*50.0*		*82.9*	*65-135*				
Surrogate: p-Bromofluorobenzene	*47.6*		*"*	*50.0*		*95.2*	*81-114*				
Surrogate: Toluene-d8	*46.5*		*"*	*50.0*		*93.0*	*86-118*				

Volatile Organic Compounds by GC/MS - Quality Control Data

York Analytical Laboratories, Inc.

Analyte	Result	Reporting Limit	Units	Spike Level	Source* Result	%REC	%REC Limits	Flag	RPD	RPD Limit	Flag
Batch BK40941 - EPA 5030B											
LCS (BK40941-BS1)							Prepared & Analyzed: 11/19/2014				
1,1,1,2-Tetrachloroethane	47		ug/L	50.0		94.8	70-132				
1,1,1-Trichloroethane	47		"	50.0		93.6	68-138				
1,1,2,2-Tetrachloroethane	49		"	50.0		99.0	73-132				
1,1,2-Trichloro-1,2,2-trifluoroethane (Freon 113)	46		"	50.0		92.2	67-136				
1,1,2-Trichloroethane	47		"	50.0		93.7	79-125				
1,1-Dichloroethane	47		"	50.0		94.5	78-128				
1,1-Dichloroethylene	48		"	50.0		95.6	68-134				
1,1-Dichloropropylene	49		"	50.0		99.0	74-130				
1,2,3-Trichlorobenzene	52		"	50.0		103	77-140				
1,2,3-Trichloropropane	43		"	50.0		87.0	79-127				
1,2,4-Trichlorobenzene	55		"	50.0		110	75-141				
1,2-Dibromo-3-chloropropane	45		"	50.0		90.5	60-150				
1,2-Dibromoethane	45		"	50.0		90.9	86-123				
1,2-Dichlorobenzene	53		"	50.0		106	79-125				
1,2-Dichloroethane	45		"	50.0		90.5	69-133				
1,2-Dichloropropane	47		"	50.0		93.7	76-124				
1,3-Dichlorobenzene	56		"	50.0		111	81-124				
1,3-Dichloropropane	46		"	50.0		91.9	79-125				
1,4-Dichlorobenzene	55		"	50.0		111	82-124				
2,2-Dichloropropane	48		"	50.0		96.4	61-139				
2-Chlorotoluene	49		"	50.0		98.7	74-130				
4-Chlorotoluene	50		"	50.0		99.6	75-127				
Bromobenzene	49		"	50.0		98.3	74-129				
Bromochloromethane	46		"	50.0		92.3	69-134				
Bromodichloromethane	43		"	50.0		87.0	76-127				
Bromoform	48		"	50.0		96.0	77-137				
Bromomethane	49		"	50.0		97.4	50-156				
Carbon tetrachloride	48		"	50.0		95.5	62-145				
Chlorobenzene	53		"	50.0		106	85-119				
Chloroethane	50		"	50.0		99.7	49-143				
Chloroform	47		"	50.0		93.2	74-131				
Chloromethane	48		"	50.0		95.9	43-134				
cis-1,2-Dichloroethylene	49		"	50.0		98.8	73-134				
cis-1,3-Dichloropropylene	45		"	50.0		90.7	77-128				
Dibromochloromethane	45		"	50.0		89.9	79-130				
Dibromomethane	45		"	50.0		90.0	78-128				
Dichlorodifluoromethane	45		"	50.0		90.6	38-139				
Hexachlorobutadiene	51		"	50.0		102	72-141				
Methylene chloride	40		"	50.0		79.4	56-142				
Tetrachloroethylene	49		"	50.0		97.8	78-133				
trans-1,2-Dichloroethylene	45		"	50.0		89.4	59-145				
trans-1,3-Dichloropropylene	45		"	50.0		89.5	74-131				
Trichloroethylene	45		"	50.0		90.2	81-125				
Trichlorofluoromethane	45		"	50.0		90.3	61-144				
Vinyl Chloride	52		"	50.0		105	42-136				
Surrogate: 1,2-Dichloroethane-d4	*42.5*		*"*	*50.0*		*85.1*	*65-135*				
Surrogate: p-Bromofluorobenzene	*50.6*		*"*	*50.0*		*101*	*81-114*				
Surrogate: Toluene-d8	*47.3*		*"*	*50.0*		*94.5*	*86-118*				

Volatile Organic Compounds by GC/MS - Quality Control Data

York Analytical Laboratories, Inc.

Analyte	Result	Reporting Limit	Units	Spike Level	Source* Result	%REC	%REC Limits	Flag	RPD	RPD Limit	Flag
Batch BK40941 - EPA 5030B											
LCS Dup (BK40941-BSD1)							Prepared & Analyzed: 11/19/2014				
1,1,1,2-Tetrachloroethane	46		ug/L	50.0		92.2	70-132		2.74	30	
1,1,1-Trichloroethane	45		"	50.0		90.0	68-138		3.86	30	
1,1,2,2-Tetrachloroethane	51		"	50.0		101	73-132		2.04	30	
1,1,2-Trichloro-1,2,2-trifluoroethane (Freon 113)	44		"	50.0		88.5	67-136		4.07	30	
1,1,2-Trichloroethane	45		"	50.0		89.8	79-125		4.25	30	
1,1-Dichloroethane	46		"	50.0		91.3	78-128		3.51	30	
1,1-Dichloroethylene	46		"	50.0		91.3	68-134		4.58	30	
1,1-Dichloropropylene	47		"	50.0		94.9	74-130		4.25	30	
1,2,3-Trichlorobenzene	51		"	50.0		102	77-140		0.681	30	
1,2,3-Trichloropropane	45		"	50.0		90.0	79-127		3.41	30	
1,2,4-Trichlorobenzene	54		"	50.0		109	75-141		1.17	30	
1,2-Dibromo-3-chloropropane	45		"	50.0		89.1	60-150		1.49	30	
1,2-Dibromoethane	45		"	50.0		89.7	86-123		1.33	30	
1,2-Dichlorobenzene	52		"	50.0		104	79-125		1.34	30	
1,2-Dichloroethane	44		"	50.0		88.8	69-133		1.94	30	
1,2-Dichloropropane	45		"	50.0		89.3	76-124		4.81	30	
1,3-Dichlorobenzene	54		"	50.0		108	81-124		3.14	30	
1,3-Dichloropropane	45		"	50.0		89.7	79-125		2.44	30	
1,4-Dichlorobenzene	54		"	50.0		109	82-124		1.79	30	
2,2-Dichloropropane	45		"	50.0		90.0	61-139		6.95	30	
2-Chlorotoluene	48		"	50.0		95.6	74-130		3.15	30	
4-Chlorotoluene	48		"	50.0		96.4	75-127		3.25	30	
Bromobenzene	49		"	50.0		97.6	74-129		0.735	30	
Bromochloromethane	47		"	50.0		93.2	69-134		0.992	30	
Bromodichloromethane	41		"	50.0		81.7	76-127		6.21	30	
Bromoform	49		"	50.0		97.8	77-137		1.90	30	
Bromomethane	50		"	50.0		99.1	50-156		1.79	30	
Carbon tetrachloride	47		"	50.0		94.4	62-145		1.14	30	
Chlorobenzene	51		"	50.0		101	85-119		4.83	30	
Chloroethane	48		"	50.0		95.6	49-143		4.20	30	
Chloroform	45		"	50.0		90.6	74-131		2.89	30	
Chloromethane	46		"	50.0		93.0	43-134		3.07	30	
cis-1,2-Dichloroethylene	47		"	50.0		93.5	73-134		5.51	30	
cis-1,3-Dichloropropylene	43		"	50.0		86.7	77-128		4.49	30	
Dibromochloromethane	44		"	50.0		87.3	79-130		3.00	30	
Dibromomethane	44		"	50.0		88.4	78-128		1.77	30	
Dichlorodifluoromethane	44		"	50.0		88.3	38-139		2.55	30	
Hexachlorobutadiene	50		"	50.0		101	72-141		1.38	30	
Methylene chloride	38		"	50.0		76.2	56-142		4.04	30	
Tetrachloroethylene	47		"	50.0		94.2	78-133		3.75	30	
trans-1,2-Dichloroethylene	37		"	50.0		73.9	59-145		19.0	30	
trans-1,3-Dichloropropylene	43		"	50.0		85.7	74-131		4.41	30	
Trichloroethylene	43		"	50.0		86.0	81-125		4.72	30	
Trichlorofluoromethane	43		"	50.0		86.1	61-144		4.83	30	
Vinyl Chloride	51		"	50.0		102	42-136		2.94	30	
Surrogate: 1,2-Dichloroethane-d4	*42.8*		*"*	*50.0*		*85.7*	*65-135*				
Surrogate: p-Bromofluorobenzene	*51.7*		*"*	*50.0*		*103*	*81-114*				
Surrogate: Toluene-d8	*46.1*		*"*	*50.0*		*92.2*	*86-118*				

Volatile Organic Compounds by GC/MS - Quality Control Data

York Analytical Laboratories, Inc.

Analyte	Result	Reporting Limit	Units	Spike Level	Source* Result	%REC	%REC Limits	Flag	RPD	RPD Limit	Flag
Batch BK41027 - EPA 5030B											
Blank (BK41027-BLK1)								Prepared & Analyzed: 11/20/2014			
1,1,1,2-Tetrachloroethane	ND	5.0	ug/L								
1,1,1-Trichloroethane	ND	5.0	"								
1,1,2,2-Tetrachloroethane	ND	5.0	"								
1,1,2-Trichloro-1,2,2-trifluoroethane (Freon 113)	ND	5.0	"								
1,1,2-Trichloroethane	ND	5.0	"								
1,1-Dichloroethane	ND	5.0	"								
1,1-Dichloroethylene	ND	5.0	"								
1,1-Dichloropropylene	ND	5.0	"								
1,2,3-Trichlorobenzene	ND	5.0	"								
1,2,3-Trichloropropane	ND	5.0	"								
1,2,4-Trichlorobenzene	ND	5.0	"								
1,2-Dibromo-3-chloropropane	ND	5.0	"								
1,2-Dibromoethane	ND	5.0	"								
1,2-Dichlorobenzene	ND	5.0	"								
1,2-Dichloroethane	ND	5.0	"								
1,2-Dichloropropane	ND	5.0	"								
1,3-Dichlorobenzene	ND	5.0	"								
1,3-Dichloropropane	ND	5.0	"								
1,4-Dichlorobenzene	ND	5.0	"								
2,2-Dichloropropane	ND	5.0	"								
2-Chlorotoluene	ND	5.0	"								
4-Chlorotoluene	ND	5.0	"								
Bromobenzene	ND	5.0	"								
Bromochloromethane	ND	5.0	"								
Bromodichloromethane	ND	5.0	"								
Bromoform	ND	5.0	"								
Bromomethane	ND	5.0	"								
Carbon tetrachloride	ND	5.0	"								
Chlorobenzene	ND	5.0	"								
Chloroethane	ND	5.0	"								
Chloroform	ND	5.0	"								
Chloromethane	ND	5.0	"								
cis-1,2-Dichloroethylene	ND	5.0	"								
cis-1,3-Dichloropropylene	ND	5.0	"								
Dibromochloromethane	ND	5.0	"								
Dibromomethane	ND	5.0	"								
Dichlorodifluoromethane	ND	5.0	"								
Hexachlorobutadiene	ND	5.0	"								
Methylene chloride	ND	10	"								
Tetrachloroethylene	ND	5.0	"								
trans-1,2-Dichloroethylene	ND	5.0	"								
trans-1,3-Dichloropropylene	ND	5.0	"								
Trichloroethylene	ND	5.0	"								
Trichlorofluoromethane	ND	5.0	"								
Vinyl Chloride	ND	5.0	"								
Surrogate: 1,2-Dichloroethane-d4	*45.5*		*"*	*50.0*		*90.9*	*65-135*				
Surrogate: p-Bromofluorobenzene	*47.9*		*"*	*50.0*		*95.7*	*81-114*				
Surrogate: Toluene-d8	*52.7*		*"*	*50.0*		*105*	*86-118*				

Volatile Organic Compounds by GC/MS - Quality Control Data

York Analytical Laboratories, Inc.

Analyte	Result	Reporting Limit	Units	Spike Level	Source* Result	%REC	%REC Limits	Flag	RPD	RPD Limit	Flag
Batch BK41027 - EPA 5030B											
LCS (BK41027-BS1)							Prepared & Analyzed: 11/20/2014				
1,1,1,2-Tetrachloroethane	49		ug/L	50.0		98.7	70-132				
1,1,1-Trichloroethane	45		"	50.0		89.3	68-138				
1,1,2,2-Tetrachloroethane	55		"	50.0		109	73-132				
1,1,2-Trichloro-1,2,2-trifluoroethane (Freon 113)	50		"	50.0		99.9	67-136				
1,1,2-Trichloroethane	53		"	50.0		106	79-125				
1,1-Dichloroethane	49		"	50.0		97.8	78-128				
1,1-Dichloroethylene	50		"	50.0		100	68-134				
1,1-Dichloropropylene	47		"	50.0		94.8	74-130				
1,2,3-Trichlorobenzene	52		"	50.0		103	77-140				
1,2,3-Trichloropropane	52		"	50.0		104	79-127				
1,2,4-Trichlorobenzene	50		"	50.0		101	75-141				
1,2-Dibromo-3-chloropropane	57		"	50.0		114	60-150				
1,2-Dibromoethane	51		"	50.0		101	86-123				
1,2-Dichlorobenzene	52		"	50.0		104	79-125				
1,2-Dichloroethane	45		"	50.0		90.3	69-133				
1,2-Dichloropropane	52		"	50.0		105	76-124				
1,3-Dichlorobenzene	49		"	50.0		97.0	81-124				
1,3-Dichloropropane	52		"	50.0		104	79-125				
1,4-Dichlorobenzene	50		"	50.0		101	82-124				
2,2-Dichloropropane	44		"	50.0		88.8	61-139				
2-Chlorotoluene	47		"	50.0		93.5	74-130				
4-Chlorotoluene	48		"	50.0		95.7	75-127				
Bromobenzene	49		"	50.0		98.1	74-129				
Bromochloromethane	52		"	50.0		104	69-134				
Bromodichloromethane	50		"	50.0		99.6	76-127				
Bromoform	53		"	50.0		107	77-137				
Bromomethane	50		"	50.0		99.9	50-156				
Carbon tetrachloride	44		"	50.0		88.9	62-145				
Chlorobenzene	50		"	50.0		100	85-119				
Chloroethane	54		"	50.0		109	49-143				
Chloroform	46		"	50.0		91.7	74-131				
Chloromethane	55		"	50.0		109	43-134				
cis-1,2-Dichloroethylene	50		"	50.0		99.8	73-134				
cis-1,3-Dichloropropylene	51		"	50.0		102	77-128				
Dibromochloromethane	50		"	50.0		100	79-130				
Dibromomethane	51		"	50.0		102	78-128				
Dichlorodifluoromethane	40		"	50.0		80.5	38-139				
Hexachlorobutadiene	51		"	50.0		102	72-141				
Methylene chloride	53		"	50.0		106	56-142				
Tetrachloroethylene	49		"	50.0		98.9	78-133				
trans-1,2-Dichloroethylene	48		"	50.0		95.8	59-145				
trans-1,3-Dichloropropylene	48		"	50.0		96.4	74-131				
Trichloroethylene	49		"	50.0		98.1	81-125				
Trichlorofluoromethane	47		"	50.0		93.6	61-144				
Vinyl Chloride	54		"	50.0		108	42-136				
Surrogate: 1,2-Dichloroethane-d4	*48.3*		*"*	*50.0*		*96.7*	*65-135*				
Surrogate: p-Bromofluorobenzene	*48.5*		*"*	*50.0*		*97.0*	*81-114*				
Surrogate: Toluene-d8	*50.8*		*"*	*50.0*		*102*	*86-118*				

Volatile Organic Compounds by GC/MS - Quality Control Data

York Analytical Laboratories, Inc.

Analyte	Result	Reporting Limit	Units	Spike Level	Source* Result	%REC	%REC Limits	Flag	RPD	RPD Limit	Flag
Batch BK41027 - EPA 5030B											
LCS Dup (BK41027-BSD1)							Prepared & Analyzed: 11/20/2014				
1,1,1,2-Tetrachloroethane	48		ug/L	50.0		96.2	70-132		2.59	30	
1,1,1-Trichloroethane	42		"	50.0		84.7	68-138		5.29	30	
1,1,2,2-Tetrachloroethane	52		"	50.0		103	73-132		5.29	30	
1,1,2-Trichloro-1,2,2-trifluoroethane (Freon 113)	54		"	50.0		108	67-136		7.50	30	
1,1,2-Trichloroethane	51		"	50.0		102	79-125		3.66	30	
1,1-Dichloroethane	50		"	50.0		101	78-128		3.00	30	
1,1-Dichloroethylene	53		"	50.0		105	68-134		4.80	30	
1,1-Dichloropropylene	45		"	50.0		90.4	74-130		4.75	30	
1,2,3-Trichlorobenzene	48		"	50.0		95.9	77-140		7.58	30	
1,2,3-Trichloropropane	49		"	50.0		97.2	79-127		6.93	30	
1,2,4-Trichlorobenzene	48		"	50.0		95.9	75-141		5.00	30	
1,2-Dibromo-3-chloropropane	49		"	50.0		97.9	60-150		15.6	30	
1,2-Dibromoethane	50		"	50.0		99.6	86-123		1.87	30	
1,2-Dichlorobenzene	50		"	50.0		101	79-125		2.86	30	
1,2-Dichloroethane	44		"	50.0		88.3	69-133		2.24	30	
1,2-Dichloropropane	54		"	50.0		108	76-124		3.17	30	
1,3-Dichlorobenzene	49		"	50.0		97.5	81-124		0.514	30	
1,3-Dichloropropane	51		"	50.0		101	79-125		2.91	30	
1,4-Dichlorobenzene	49		"	50.0		97.6	82-124		2.99	30	
2,2-Dichloropropane	42		"	50.0		84.1	61-139		5.51	30	
2-Chlorotoluene	51		"	50.0		101	74-130		7.95	30	
4-Chlorotoluene	47		"	50.0		93.8	75-127		1.92	30	
Bromobenzene	48		"	50.0		96.3	74-129		1.83	30	
Bromochloromethane	49		"	50.0		97.7	69-134		5.76	30	
Bromodichloromethane	49		"	50.0		97.5	76-127		2.07	30	
Bromoform	50		"	50.0		100	77-137		6.53	30	
Bromomethane	47		"	50.0		93.9	50-156		6.21	30	
Carbon tetrachloride	42		"	50.0		83.2	62-145		6.69	30	
Chlorobenzene	51		"	50.0		102	85-119		1.63	30	
Chloroethane	54		"	50.0		108	49-143		1.02	30	
Chloroform	43		"	50.0		85.1	74-131		7.44	30	
Chloromethane	47		"	50.0		94.2	43-134		15.0	30	
cis-1,2-Dichloroethylene	48		"	50.0		95.8	73-134		4.07	30	
cis-1,3-Dichloropropylene	51		"	50.0		102	77-128		0.215	30	
Dibromochloromethane	49		"	50.0		97.2	79-130		2.86	30	
Dibromomethane	51		"	50.0		102	78-128		0.0785	30	
Dichlorodifluoromethane	35		"	50.0		69.2	38-139		15.1	30	
Hexachlorobutadiene	48		"	50.0		96.9	72-141		5.40	30	
Methylene chloride	51		"	50.0		102	56-142		3.94	30	
Tetrachloroethylene	50		"	50.0		101	78-133		2.02	30	
trans-1,2-Dichloroethylene	48		"	50.0		96.3	59-145		0.562	30	
trans-1,3-Dichloropropylene	48		"	50.0		95.8	74-131		0.625	30	
Trichloroethylene	51		"	50.0		102	81-125		3.86	30	
Trichlorofluoromethane	44		"	50.0		89.0	61-144		5.08	30	
Vinyl Chloride	44		"	50.0		88.5	42-136		20.1	30	
Surrogate: 1,2-Dichloroethane-d4	*43.5*		*"*	*50.0*		*87.0*	*65-135*				
Surrogate: p-Bromofluorobenzene	*48.8*		*"*	*50.0*		*97.6*	*81-114*				
Surrogate: Toluene-d8	*52.5*		*"*	*50.0*		*105*	*86-118*				

Gas Chromatography/Flame Ionization Detector - Quality Control Data

York Analytical Laboratories, Inc.

Analyte	Result	Reporting Limit	Units	Spike Level	Source* Result	%REC	%REC Limits	Flag	RPD	RPD Limit	Flag
Batch BK40980 - Preparation for GC Analysis											
Blank (BK40980-BLK1)								Prepared & Analyzed: 11/20/2014			
Methane	ND	10	ug/L								
Duplicate (BK40980-DUP1)	*Source sample: 14K0578-02 (IL-MW-9)							Prepared & Analyzed: 11/20/2014			
Methane	ND	10	ug/L		ND					25	

Volatile Analysis Sample Containers

Lab ID	Client Sample ID	Volatile Sample Container
14K0578-01	IL-MW-8	40mL Clear Vial (pre-pres.) HCl; Cool to 4° C
14K0578-02	IL-MW-9	40mL Clear Vial (pre-pres.) HCl; Cool to 4° C

Notes and Definitions

J	Detected below the Reporting Limit but greater than or equal to the Method Detection Limit (MDL/LOD) or in the case of a TIC, the result is an estimated concentration.

---

*	Analyte is not certified or the state of the samples origination does not offer certification for the Analyte.
ND	NOT DETECTED - the analyte is not detected at the Reported to level (LOQ/RL or LOD/MDL)
RL	REPORTING LIMIT - the minimum reportable value based upon the lowest point in the analyte calibration curve.
LOQ	LIMIT OF QUANTITATION - the minimum concentration of a target analyte that can be reported within a specified degree of confidence. This is the lowest point in an analyte calibration curve that has been subjected to all steps of the processing/analysis and verified to meet defined criteria. This is based upon NELAC 2009 Standards and applies to all analyses.
LOD	LIMIT OF DETECTION - a verified estimate of the minimum concentration of a substance in a given matrix that an analytical process can reliably detect. This is based upon NELAC 2009 Standards and applies to all analyses conducted under the auspices of EPA SW-846.
MDL	METHOD DETECTION LIMIT - a statistically derived estimate of the minimum amount of a substance an analytical system can reliably detect with a 99% confidence that the concentration of the substance is greater than zero. This is based upon 40 CFR Part 136 Appendix B and applies only to EPA 600 and 200 series methods.
Reported to	This indicates that the data for a particular analysis is reported to either the LOD/MDL, or the LOQ/RL. In cases where the "Reported to" is located above the LOD/MDL, any value between this and the LOQ represents an estimated value which is "J" flagged accordingly. This applies to volatile and semi-volatile target compounds only.
NR	Not reported
RPD	Relative Percent Difference
Wet	The data has been reported on an as-received (wet weight) basis
Low Bias	Low Bias flag indicates that the recovery of the flagged analyte is below the laboratory or regulatory lower control limit. The data user should take note that this analyte may be biased low but should evaluate multiple lines of evidence including the LCS and site-specific MS/MSD data to draw bias conclusions. In cases where no site-specific MS/MSD was requested, only the LCS data can be used to evaluate such bias.
High Bias	High Bias flag indicates that the recovery of the flagged analyte is above the laboratory or regulatory upper control limit. The data user should take note that this analyte may be biased high but should evaluate multiple lines of evidence including the LCS and site-specific MS/MSD data to draw bias conclusions. In cases where no site-specific MS/MSD was requested, only the LCS data can be used to evaluate such bias.
Non-Dir.	Non-dir. flag (Non-Directional Bias) indicates that the Relative Percent Difference (RPD) (a measure of precision) among the MS and MSD data is outside the laboratory or regulatory control limit. This alerts the data user where the MS and MSD are from site-specific samples that the RPD is high due to either non-homogeneous distribution of target analyte between the MS/MSD or indicates poor reproducibility for other reasons.

If EPA SW-846 method 8270 is included herein it is noted that the target compound N-nitrosodiphenylamine (NDPA) decomposes in the gas chromatographic inlet and cannot be separated from diphenylamine (DPA). These results could actually represent 100% DPA, 100% NDPA or some combination of the two.
For this reason, York reports the combined result for n-nitrosodiphenylamine and diphenylamine for either of these compounds as a combined concentration as Diphenylamine.

If Total PCBs are detected and the target aroclors reported are "Not detected", the Total PCB value is reported due to the presence of either or both Aroclors 1262 and 1268 which are non-target aroclors for some regulatory lists.

2-chloroethylvinyl ether readily breaks down under acidic conditions. Samples that are acid preserved, including standards will exhibit breakdown. The data user should take note.

Certification for pH is no longer offered by NYDOH ELAP.

Semi-Volatile and Volatile analyses are reported down to the LOD/MDL, with values between the LOD/MDL and the LOQ being "J" flagged as estimated results.

YORK ANALYTICAL LABORATORIES INC
120 RESEARCH DR.
STRATFORD, CT 06615
(203) 325-1371
FAX (203) 357-0166

Field Chain-of-Custody Record

NOTE: York's Std. Terms & Conditions are listed on the back side of this document. This document serves as your written authorization to York to proceed with the analyses requested and your signature binds you to York's Std. Terms & Conditions.

York Project No. 14K0578

YOUR Information

Company: LBG, Inc.
Address: 4 Research Drive Ste 204 ; Shelton CT
Phone No. 203-929-8555
Contact Person: Karen DeStefanis
E-Mail Address: kdestefanis@lbgct.com

Report To:

Company:
Address:
Phone No. same
Attention:
E-Mail Address:

Invoice To:

Company:
Address:
Phone No. same
Attention:
E-Mail Address:

YOUR Project ID

Purchase Order No.

Samples from: CT ___ NY ✓ NJ ___

Turn-Around Time

- RUSH - Same Day ☐
- RUSH - Next Day ☐
- RUSH - Two Day ☐
- RUSH - Three Day ☐
- RUSH - Four Day ☐
- Standard(5-7 Days) ☒

Report Type

- Summary Report
- Summary w/ QA Summary
- CT RCP Package
- CTRCP DQA/DUE Pkg
- NY ASP A Package
- NY ASP B Package ✓
- NJDEP Red. Deliv.

Electronic Data Deliverables (EDD)

- Simple Excel
- NYSDEC EQuIS ✓
- EQuIS (std)
- EZ-EDD (EQuIS)
- NJDEP SRP HazSite EDD
- GIS/KEY (std)
- Other

York Regulatory Comparison Excel Spreadsheet
Compare to the following Regs. (please fill in):

Print Clearly and Legibly. All Information must be complete. Samples will NOT be logged in and the turn-around time clock will not begin until any questions by York are resolved.

Melanie Shepard
Samples Collected/Authorized By (Signature)

Melanie Shepard
Name (printed)

Matrix Codes
S - soil
Other - specify(oil, etc.)
WW - wastewater
GW - groundwater
DW - drinking water
Air-A - ambient air
Air-SV - soil vapor

Volatiles		Semi-Vols.	Pest/PCB/Herb	Metals	Misc. Org.	Full Lists	Misc.
8260 full	TICs	8270 or 625	8082PCB	RCRA8	TPH GRO	Pri.Poll.	Corrosivity
624	Site Spec.	STARS list	8081Pest	PP13 list	TPH DRO	TCL Organics	Reactivity
STARS list	Nassau Co.	BN Only	8151Herb	TAL	CT ETPH	TAL MetCN	Ignitability
BTEX	Suffolk Co.	Acids Only	CT RCP	CT15 list	NY 310-13	Full TCLP	Flash Point
MTBE	Ketones	PAH list	App. IX	TAGM list	TPH 1664	Full App. IX	Sieve Anal.
TCL list	Oxygenates	TAGM list	Site Spec.	NJDEP list	Air TO14A	Part 360-Routine	Heterotrophs
TAGM list	TCLP list	CT RCP list	SPLP or TCLP	Total	Air TO15	Part 360-Baseline	TOX
CT RCP list	524.2	TCL list	TCLP Pest	Dissolved	Air STARS	Part 360-Expanded No Dioxin/Furans	BTU/lb.
Arom. only	502.2	NJDEP list	TCLP Herb	SPLP or TCLP	Air VPH	Part 360-Expanded Full List	Aquatic Tox.
Halog.only	NJDEP list	App. IX	Chlordane	Indiv. Metals	Air TICs	NYCDEP Sewer	TOC
App.IX list	SPLP or TCLP	TCLP BNA	608 Pest	LIST Below	Methane	NYSDEC Sewer	Asbestos
8021B list		SPLP or TCLP	608 PCB		Helium	TAGM	Silica

Sample Identification	Date/Time Sampled	Sample Matrix	Choose Analyses Needed from the Menu Above and Enter Below	Container Description(s)
IL-MW-8 *	11/13/14 @ 1145	GW	Halogenated VOCs & methane	(5) VOAs w/ HCl
IL-MW-9	11/13/14 @ 1040	GW	Halogenated VOCs & methane	(5) VOAs w/ HCl

Comments
* contains permanganate *

Preservation Check those Applicable
4°C ✓ Frozen ___ HCl ✓ MeOH ___ HNO3 ___ H2SO4 ___ NaOH ___
ZnAc ___ Ascorbic Acid ___ Other ___

Special Instructions
Field Filtered ☐
Lab to Filter ☐

Larry Williams 11/14/14 14:10
Samples Relinquished By — Date/Time

Samples Received By — Date/Time 11/14/14 11:10

Samples Relinquished By — Date/Time

Phace 11-14-14 1300
Samples Received in LAB by — Date/Time

Temperature on Receipt 4.4 °C

90-DAY POST TREATMENT

LEGGETTE, BRASHEARS & GRAHAM, INC.

PAGE 1 OF 1

SAMPLE DATE: 12/22/14

LOW-FLOW SAMPLING LOG

TOTAL # WELLS:

Client Name: SONY

Project Location: 542 Rt 303, Orangeburg, NY

Sampler(s): CC / PW / EF

Sample Pump: Geopump

Tubing Type: LDPE - 35' Silicone - 2'

Monitoring Equipment: YSI

Well I.D. MW-12

Well Diameter (inches): 2"

Total Depth (ft btoc):

Depth to Water (ft btoc): 11.38

Screen Setting (ft btoc): 15' to 30'

Tubing Intake (ft btoc): ~25'

Comments: Pump on at 8:49

YSI full at 8:54

Well Condition: [illegible] cracked [illegible] up from ground - water clear

Time (hours)	Depth to Water (ft btoc)	Evacuation Rate (ml/min)	pH	Conductivity (µs/cm)	Turbidity (NTU)	Dissolved oxygen (mg/l)	Temperature (°C)	ORP (mv)
8:56	11.51	100	7.63	3971	46.5	1.38	12.53	214.7
8:59	11.54		7.49	3949	34.7	0.90	12.40	216.0
9:02	11.58		7.45	3957	26.6	0.78	11.88	216.8
9:05	11.62		7.41	3953	24.2	0.72	11.85	217.0
9:08	11.65		7.41	3953	13.8	0.68	11.94	217.0
9:11	11.68		7.44	3933	14.8	0.66	11.73	216.8
9:14	11.71		7.41	3910	14.2	0.64	11.59	216.6

Stabilization of Parameters (stabilization achieved for three consecutive measurements)

Time FROM	Time TO	Depth to Water (ft btoc)	Total Removed > Change in Storage (Y/N)? 0.75>0.05	pH	Conductivity (%)	Turbidity (%)	Dissolved oxygen (%)	Temperature (%)	ORP (mv)
9:05	9:11	0.27	✓	0	0.5²	7.2²	2.9²	1.8²	0.2
9:11	9:14	0.30	✓	0	0.6²	4.1²	3.0²	1.1²	0.2
9:08	9:14	0.33	✓	0	1.1²	2.9²	5.9²	2.9²	0.4
Recommended Stabilization		≤ 0.3 ft. total	NA	+/- 0.1 unit	+/- 3%	<5 NTU or +/- 10%	+/- 10% if >0.5 mg/L	+/- 3%	+/- 10 mv
Stabilization: (Yes/No)		N	Y	Y	Y	Y	Y	Y	Y

Sample Time: 9:15

Reviewed by:

ft btoc	feet below top of casing	NTU	Nephelometric Turbidity Units	°C	degrees Celsius
ml/min	milliliters per minute	mg/l	milligrams per liter	mv	millivolts
µs/cm	microseimens per centimeter	ms/cm	milliseimens per centimeter		

All PID readings 0.0 ppm.

LEGGETTE, BRASHEARS & GRAHAM, INC.

PAGE 1 OF 1

SAMPLE DATE: 12/22/14

LOW-FLOW SAMPLING LOG

TOTAL # WELLS:

Client Name: SONY

Project Location: 542 Rt 303, Orangeburg, NY

Sampler(s): CC / PW / EF

Sample Pump: Geopump

Tubing Type: LDPE - 45' Silicone - 2'

Monitoring Equipment: YSI

Well I.D. EW-5

Well Diameter (inches): 2"

Total Depth (ft btoc):

Depth to Water (ft btoc): 10.73

Screen Setting (ft btoc): 21' to 28'

Tubing Intake (ft btoc): ~25'

Comments: Pump on at 9:32

YSI full at 9:37

Well Condition: OK, no duct (?)

Time (hours)	Depth to Water (ft btoc)	Evacuation Rate (ml/min)	pH	Conductivity µs/cm	Turbidity (NTU)	Dissolved oxygen (mg/l)	Temperature (°C)	ORP (mv)
9:40	11.18	100	7.40	3161	145.3	6.71	10.77	605.3
9:43	11.25		7.34	3157	122.9	6.39	10.51	620.3
9:46	11.28		7.32	3145	37.3	6.30	10.46	630.1
9:49	11.31		7.31	3147	67.5	6.15	10.52	636.5
9:52	11.34		7.31	3135	48.5	6.07	10.41	641.3
9:55	11.38		7.30	3135	50.7	6.10	10.22	644.4
9:58	11.42		7.29	3135	47.2	6.10	10.26	647.1
10:01	11.46		7.29	3135	51.5	6.09	10.31	649.9

Stabilization of Parameters (stabilization achieved for three consecutive measurements)

Time FROM	Time TO	Depth to Water (ft btoc)	Total Removed > Change in Storage (Y/N)? 1.02 0.11	pH	Conductivity (%)	Turbidity (%)	Dissolved oxygen (%)	Temperature (%)	ORP (mv)
9:55	9:58	0.65	✓	0.01	0²	6.5²	0.0²	0.4²	2.7
9:58	10:01	0.61	✓	0.00	0²	9.1²	0.1²	0.5²	2.8
9:55	10:01	0.73	✓	0.01	0²	1.6²	0.1²	0.9²	5.5
Recommended Stabilization		≤ 0.3 ft. total	NA	+/- 0.1 unit	+/- 3%	<5 NTU or +/- 10%	+/- 10% if >0.5 mg/L	+/- 3%	+/- 10 mv
Stabilization: (Yes/No)		N	Y	Y	Y	Y	Y	Y	Y

Sample Time: 10:03

Reviewed by:

ft btoc	feet below top of casing	NTU	Nephelometric Turbidity Units	°C	degrees Celsius
ml/min	milliliters per minute	mg/l	milligrams per liter	mv	millivolts
µs/cm	microseimens per centimeter	ms/cm	milliseimens per centimeter		

All PID readings 0.0 ppm.

LEGGETTE, BRASHEARS & GRAHAM, INC.

SAMPLE DATE: 12/22/14

LOW-FLOW SAMPLING LOG

TOTAL # WELLS:

Client Name: SONY

Project Location: 542 Rt 303, Orangeburg, NY

Sampler(s): CG / PW / EF

Sample Pump: Geopump

Tubing Type: LDPE - 40' Silicone - 2'

Monitoring Equipment: YSI

Well I.D. EW-6

Well Diameter (inches): 2"

Total Depth (ft btoc):

Depth to Water (ft btoc): 11.18

Screen Setting (ft btoc): 21' to 28'

Tubing Intake (ft btoc): ~25'

Comments: Pump on at 11:38

YSI full at 11:45

Well Condition: Good

Time (hours)	Depth to Water (ft btoc)	Evacuation Rate (ml/min)	pH	Conductivity µs/cm	Turbidity (NTU)	Dissolved oxygen (mg/l)	Temperature (°C)	ORP (mv)
11:47	11.83	100	7.41	4130	105.0	4.02	12.52	674.1
11:50	11.92		7.37	4126	90.5	3.75	12.46	677.4
11:53	11.96		7.35	4103	54.9	3.65	12.39	679.6
11:56	12.00		7.35	4099	48.3	3.61	12.41	680.7
11:59	12.04		7.34	4128	42.2	3.58	12.61	682.3
12:02	12.08		7.34	4121	36.5	3.54	12.80	682.4
12:05	12.12		7.34	4133	34.3	3.49	12.71	683.4
12:08	12.16		7.34	4148	34.7	3.49	12.73	684.2

Stabilization of Parameters (stabilization achieved for three consecutive measurements)

Time FROM	Time TO	Depth to Water (ft btoc)	Total Removed > Change in Storage (Y/N)? 0.75 > 0.16	pH	Conductivity (%)	Turbidity (%)	Dissolved oxygen (%)	Temperature (%)	ORP (mv)
12:02	12:05	0.90	✓	0	0.3²	6.6²	1.4²	1.7²	1.0
12:05	12:08	0.94	✓	0	0.4²	1.2²	0.0²	0.1²	0.8
12:02	12:08	0.98	✓	0	0.6²	4.9²	1.4²	1.8²	1.8
Recommended Stabilization		≤ 0.3 ft. total	NA	+/- 0.1 unit	+/- 3%	<5 NTU or +/- 10%	+/- 10% if >0.5 mg/L	+/- 3%	+/- 10 mv
Stabilization: (Yes/No)		N	Y	Y	Y	Y	Y	Y	Y

Sample Time: 12:16

Reviewed by:

ft btoc	feet below top of casing	NTU	Nephelometric Turbidity Units	°C	degrees Celsius
ml/min	milliliters per minute	mg/l	milligrams per liter	mv	millivolts
µs/cm	microseimens per centimeter	ms/cm	milliseimens per centimeter		

All PID reading 0 ppm except mid-purge = 0.7 ppm.

LEGGETTE, BRASHEARS & GRAHAM, INC.

PAGE 1 OF 1

SAMPLE DATE: 12/22/14

LOW-FLOW SAMPLING LOG

TOTAL # WELLS:

Client Name: SONY

Project Location: 542 Rt 303, Orangeburg, NY

Sampler(s): CC / PW / EF

Sample Pump: Geopump

Tubing Type: LDPE - 40' Silicone - 2'

Monitoring Equipment: YSI

Well I.D. EW-11

Well Diameter (inches): 2'

Total Depth (ft btoc):

Depth to Water (ft btoc): 11.36'

Screen Setting (ft btoc): 21' to 28'

Tubing Intake (ft btoc): ~25'

Comments: Pump on at 10:15

YSI full at 10:22

Well Condition: Good

Time (hours)	Depth to Water (ft btoc)	Evacuation Rate (ml/min)	pH	Conductivity (µs/cm)	Turbidity (NTU)	Dissolved oxygen (mg/l)	Temperature (°C)	ORP (mv)
10:24	11.99	100	7.46	4596	129.6	4.70	11.68	665.8
10:27	12.05	↓	7.46	4621	110.9	4.21	11.54	668.5
10:30	12.10		7.42	4639	94.9	4.13	11.59	671.3
10:33	12.14		7.45	4619	83.7	4.03	11.50	672.6
10:36	12.16		7.45	4646	75.2	3.94	11.36	674.1
10:39	12.18		7.45	4657	65.5	3.91	11.34	675.2
10:42	12.20		7.45	4650	61.0	3.91	11.31	675.9
10:45	12.22		7.45	4646	60.8	3.88	11.35	676.6

Stabilization of Parameters (stabilization achieved for three consecutive measurements)

Time FROM	Time TO	Depth to Water (ft btoc)	Total Removed > Change in Storage (Y/N)? 1.0 > 0.14	pH	Conductivity (%)	Turbidity (%)	Dissolved oxygen (%)	Temperature (%)	ORP (mv)
10:39	10:42	0.82	✓	0	0.1^2	6.9^2	0.0^2	0.3^2	0.7
10:42	10:45	0.84	✓	0	0.1^2	0.3^2	0.8^2	0.6^2	0.7
10:39	10:45	0.86	✓	0	0.2^2	7.1^2	0.8^2	0.4^2	1.4
Recommended Stabilization		≤ 0.3 ft. total	NA	+/- 0.1 unit	+/- 3%	<5 NTU or +/- 10%	+/- 10% if >0.5 mg/L	+/- 3%	+/- 10 mv
Stabilization: (Yes/No)		N	Y	Y	Y	Y	Y	Y	Y

Sample Time: 10:48

Reviewed by:

ft btoc	feet below top of casing	NTU	Nephelometric Turbidity Units	°C	degrees Celsius
ml/min	milliliters per minute	mg/l	milligrams per liter	mv	millivolts
µs/cm	microseimens per centimeter	ms/cm	milliseimens per centimeter		

All PID readings 0.0 ppm except pre-sample = 0.5 ppm

LEGGETTE, BRASHEARS & GRAHAM, INC.

PAGE 1 OF 1

SAMPLE DATE: 12/22/14

LOW-FLOW SAMPLING LOG

TOTAL # WELLS:

Client Name: SONY

Project Location: 542 Rt 303, Orangeburg, NY

Sampler(s): CO / PW / EF

Sample Pump: Geopump

Tubing Type: LDPE - 40' Silicone - 2'

Monitoring Equipment: YSI

Well I.D. FW 12

Well Diameter (inches): 2"

Total Depth (ft btoc):

Depth to Water (ft btoc): 9.76

Screen Setting (ft btoc): 21' to 28'

Tubing Intake (ft btoc): ~25'

Comments: Pump on at 11:00

YSI full at 11:07

Well Condition: Good

Time (hours)	Depth to Water (ft btoc)	Evacuation Rate (ml/min)	pH	Conductivity (µs/cm)	Turbidity (NTU)	Dissolved oxygen (mg/l)	Temperature (°C)	ORP (mv)
11:09	9.98	100	7.55	3361	73.1	4.49	12.21	665.9
11:12	10.02	↓	7.52	3299	65.2	4.21	12.01	669.8
11:15	10.08		7.49	3281	63.3	4.08	12.01	670.5
11:18	10.13		7.48	3184	43.5	3.87	12.09	672.4
11:21	10.18		7.48	3.59	44.1	3.82	12.27	672.0
11:24	10.23		7.49	3055	37.0	3.93	12.29	672.7
11:27	10.27		7.49	2998	33.1	3.91	12.36	672.9
11:30	10.31		7.49	2966	31.0	3.94	12.36	673.4
11:33	10.34	✓	7.49	2939	32.9	3.97	12.34	673.7

Stabilization of Parameters (stabilization achieved for three consecutive measurements)

Time FROM	Time TO	Depth to Water (ft btoc)	Total Removed > Change in Storage (Y/N)? 0.75 > 0.1	pH	Conductivity (%)	Turbidity (%)	Dissolved oxygen (%)	Temperature (%)	ORP (mv)
11:27	11:30	0.48	✓	0	1.1²	6.3²	0.8²	0.0²	0.5
11:30	11:33	0.52	✓	0	0.9²	6.1²	0.5²	0.2²	0.3
11:27	11:37	0.55	✓	0	2.0²	0.6²	1.5²	0.2²	0.8
Recommended Stabilization		≤ 0.3 ft. total	NA	+/- 0.1 unit	+/- 3%	<5 NTU or +/- 10%	+/- 10% if >0.5 mg/L	+/- 3%	+/- 10 mv
Stabilization: (Yes/No)		N	Y	Y	Y	Y	Y	Y	Y

Sample Time: 11:35

Reviewed by:

ft btoc	feet below top of casing	NTU	Nephelometric Turbidity Units	°C	degrees Celsius
ml/min	milliliters per minute	mg/l	milligrams per liter	mv	millivolts
µs/cm	microseimens per centimeter	ms/cm	milliseimens per centimeter		

All PID readings 0.0 ppm except mid-page = 0.4 ppm

LEGGETTE, BRASHEARS & GRAHAM, INC.

PAGE 1 OF 1

SAMPLE DATE: 12/22/14

LOW-FLOW SAMPLING LOG

TOTAL # WELLS:

Client Name: SONY

Project Location: 542 Rt 303, Orangeburg, NY

Sampler(s): CG / PW / EF

Sample Pump: Geopump

Tubing Type: LDPE - 45' Silicone - 2'

Monitoring Equipment: YSI

Well I.D. EW-14

Well Diameter (inches): 2"

Total Depth (ft btoc):

Depth to Water (ft btoc): 9.28

Screen Setting (ft btoc): 21' to 25'

Tubing Intake (ft btoc): ~25'

Comments: Pump on at 13:12

YSI full at 13:18

Well Condition: Good

Time (hours)	Depth to Water (ft btoc)	Evacuation Rate (ml/min)	pH	Conductivity µs/cm	Turbidity (NTU)	Dissolved oxygen (mg/l)	Temperature (°C)	ORP (mv)
13:20	9.89	100	7.35	4784	25.8	4.05	12.24	688.9
13:23	9.98		7.21	4863	30.7	3.28	11.96	692.7
13:26	10.06		7.20	4805	29.3	3.19	11.92	695.4
13:29	10.14		7.17	4854	27.2	3.11	11.86	698.0
13:32	10.20		7.13	4812	24.0	3.05	12.01	700.7
13:35	10.26		7.12	4821	23.5	2.93	12.20	701.3
13:38	10.33		7.10	4832	23.0	3.08	12.19	702.4

Stabilization of Parameters (stabilization achieved for three consecutive measurements)

Time FROM	Time TO	Depth to Water (ft btoc)	Total Removed > Change in Storage (Y/N)?	pH	Conductivity (%)	Turbidity (%)	Dissolved oxygen (%)	Temperature (%)	ORP (mv)
Recommended Stabilization		≤ 0.3 ft. total	NA	+/- 0.1 unit	+/- 3%	<5 NTU or +/- 10%	+/- 10% if >0.5 mg/L	+/- 3%	+/- 10 mv
Stabilization: (Yes/No)									

Sample Time: 13:40

Reviewed by:

ft btoc	feet below top of casing	NTU	Nephelometric Turbidity Units	°C	degrees Celsius
ml/min	milliliters per minute	mg/l	milligrams per liter	mv	millivolts
µs/cm	microseimens per centimeter	ms/cm	milliseimens per centimeter		

LEGGETTE, BRASHEARS & GRAHAM, INC.

PAGE 1 OF 1

SAMPLE DATE: 12/22/14

LOW-FLOW SAMPLING LOG

TOTAL # WELLS:

Client Name: SONY

Project Location: 542 Rt 303, Orangeburg, NY

Sampler(s): CC / PW / EF

Sample Pump: Geopump

Tubing Type: LDPE - 35' Silicone - 2'

Monitoring Equipment: YSI

Well I.D. EW-15

Well Diameter (inches): 2"

Total Depth (ft btoc):

Depth to Water (ft btoc): 8.68

Screen Setting (ft btoc): 21' to 28'

Tubing Intake (ft btoc): ~25'

Comments: Pump on at 12:26

YSI full at 12:32

Well Condition: Good

Time (hours)	Depth to Water (ft btoc)	Evacuation Rate (ml/min)	pH	Conductivity µs/cm	Turbidity (NTU)	Dissolved oxygen (mg/l)	Temperature (°C)	ORP (mv)
12:34	9.19	100	7.13	7733	36.3	3.90	13.03	704.6
12:37	9.26		7.09	7738	35.2	3.08	12.82	710.8
12:40	9.34		7.07	7674	27.3	3.05	12.89	712.6
12:43	9.40		7.07	7656	21.8	2.90	12.86	713.9
12:46	9.46		7.07	7639	17.1	2.83	12.85	714.8
12:49	9.51		7.07	7620	12.3	2.77	12.81	716.1
12:52	9.56		7.07	7605	10.1	2.74	13.02	716.7
12:55	9.61		7.06	7623	5.4	2.67	12.99	717.5
12:58	9.65		7.06	7623	5.0	2.62	13.26	717.5
13:01	9.70		7.06	7240	5.4	2.56	13.23	717.6

Stabilization of Parameters (stabilization achieved for three consecutive measurements)

Time FROM	Time TO	Depth to Water (ft btoc)	Total Removed > Change in Storage (Y/N)? 0.75 > 0.16	pH	Conductivity (%)	Turbidity (%)	Dissolved oxygen (%)	Temperature (%)	ORP (mv)
12:55	12:58	0.93	✓	0	0.0²	7.4²	1.9²	2.1²	0
12:58	13:01	0.97	✓	0	0.2²	8.0²	2.3²	0.2²	0.1
12:55	13:01	1.02	✓	0	0.2²	0.3²	4.1²	1.5²	0.1
Recommended Stabilization		≤ 0.3 ft. total	NA	+/- 0.1 unit	+/- 3%	<5 NTU or +/- 10%	+/- 10% if >0.5 mg/L	+/- 3%	+/- 10 mv
Stabilization: (Yes/No)		N	Y	Y	Y	Y	Y	Y	Y

Sample Time: 13:05

Reviewed by:

ft btoc	feet below top of casing	NTU	Nephelometric Turbidity Units	°C	degrees Celsius
ml/min	milliliters per minute	mg/l	milligrams per liter	mv	millivolts
µs/cm	microseimens per centimeter	ms/cm	milliseimens per centimeter		

All PID readings 0.0 ppm

Technical Report

prepared for:

Leggette Brashears & Graham Shelton Office
4 Research Drive, Suite 204
Shelton CT, 06484
Attention: Karen Destefanis

Report Date: 01/02/2015
Client Project ID: SNYGEN
York Project (SDG) No.: 14L0872

Report Date: 01/02/2015
Client Project ID: SNYGEN
York Project (SDG) No.: 14L0872

Leggette Brashears & Graham Shelton Office
4 Research Drive, Suite 204
Shelton CT, 06484
Attention: Karen Destefanis

Purpose and Results

This report contains the analytical data for the sample(s) identified on the attached chain-of-custody received in our laboratory on December 22, 2014 and listed below. The project was identified as your project: **SNYGEN**.

The analyses were conducted utilizing appropriate EPA, Standard Methods, and ASTM methods as detailed in the data summary tables.

All samples were received in proper condition meeting the customary acceptance requirements for environmental samples except those indicated under the Notes section of this report.

All analyses met the method and laboratory standard operating procedure requirements except as indicated by any data flags, the meaning of which are explained in the attachment to this report, and case narrative if applicable.

The results of the analyses, which are all reported on dry weight basis (soils) unless otherwise noted, are detailed in the following pages.

Please contact Client Services at 203.325.1371 with any questions regarding this report.

York Sample ID	Client Sample ID	Matrix	Date Collected	Date Received
14L0872-01	EW-5	Water	12/22/2014	12/22/2014
14L0872-02	EW-6	Water	12/22/2014	12/22/2014
14L0872-03	EW-8	Water	12/22/2014	12/22/2014
14L0872-04	EW-10	Water	12/22/2014	12/22/2014
14L0872-05	EW-11	Water	12/22/2014	12/22/2014
14L0872-06	EW-12	Water	12/22/2014	12/22/2014
14L0872-07	EW-14	Water	12/22/2014	12/22/2014
14L0872-08	EW-15	Water	12/22/2014	12/22/2014
14L0872-09	MW-12	Water	12/22/2014	12/22/2014
14L0872-10	MW-17S	Water	12/22/2014	12/22/2014
14L0872-11	MW-17D	Water	12/22/2014	12/22/2014
14L0872-12	MW-21	Water	12/22/2014	12/22/2014
14L0872-13	MW-22	Water	12/22/2014	12/22/2014
14L0872-14	Duplicate	Water	12/22/2014	12/22/2014
14L0872-15	Field Blank	Water	12/22/2014	12/22/2014
14L0872-16	Trip Blank	Water	12/22/2014	12/22/2014

General Notes for York Project (SDG) No.: 14L0872

1. The RLs and MDLs (Reporting Limit and Method Detection Limit respectively) reported are adjusted for any dilution necessary due to the levels of target and/or non-target analytes and matrix interference. The RL(REPORTING LIMIT) is based upon the lowest standard utilized for the calibration where applicable.
2. Samples are retained for a period of thirty days after submittal of report, unless other arrangements are made.
3. York's liability for the above data is limited to the dollar value paid to York for the referenced project.
4. This report shall not be reproduced without the written approval of York Analytical Laboratories, Inc.
5. All samples were received in proper condition for analysis with proper documentation, unless otherwise noted.
6. All analyses conducted met method or Laboratory SOP requirements. See the Qualifiers and/or Narrative sections for further information.
7. It is noted that no analyses reported herein were subcontracted to another laboratory, unless noted in the report.
8. This report reflects results that relate only to the samples submitted on the attached chain-of-custody form(s) received by York.

Approved By: **Date:** 01/02/2015

Benjamin Gulizia
Laboratory Director

Sample Information

Client Sample ID: **EW-5** **York Sample ID:** **14L0872-01**

York Project (SDG) No.	Client Project ID	Matrix	Collection Date/Time	Date Received
14L0872	SNYGEN	Water	December 22, 2014 10:03 am	12/22/2014

Volatile Organics, 8260 Halogenated List

Log-in Notes: **Sample Notes:**

Sample Prepared by Method: EPA 5030B

CAS No.	Parameter	Result	Flag	Units	Reported to LOD/MDL	LOQ	Dilution	Reference Method	Date/Time Prepared	Date/Time Analyzed	Analyst
630-20-6	1,1,1,2-Tetrachloroethane	ND		ug/L	2.5	5.0	1	EPA 8260C	12/31/2014 08:57	12/31/2014 15:29	BK
71-55-6	1,1,1-Trichloroethane	ND		ug/L	2.5	5.0	1	EPA 8260C	12/31/2014 08:57	12/31/2014 15:29	BK
79-34-5	1,1,2,2-Tetrachloroethane	ND		ug/L	2.5	5.0	1	EPA 8260C	12/31/2014 08:57	12/31/2014 15:29	BK
76-13-1	1,1,2-Trichloro-1,2,2-trifluoroethane (Freon 113)	ND		ug/L	2.5	5.0	1	EPA 8260C	12/31/2014 08:57	12/31/2014 15:29	BK
79-00-5	1,1,2-Trichloroethane	ND		ug/L	2.5	5.0	1	EPA 8260C	12/31/2014 08:57	12/31/2014 15:29	BK
75-34-3	1,1-Dichloroethane	ND		ug/L	2.5	5.0	1	EPA 8260C	12/31/2014 08:57	12/31/2014 15:29	BK
75-35-4	1,1-Dichloroethylene	ND		ug/L	2.5	5.0	1	EPA 8260C	12/31/2014 08:57	12/31/2014 15:29	BK
563-58-6	1,1-Dichloropropylene	ND		ug/L	2.5	5.0	1	EPA 8260C	12/31/2014 08:57	12/31/2014 15:29	BK
87-61-6	1,2,3-Trichlorobenzene	ND		ug/L	2.5	5.0	1	EPA 8260C	12/31/2014 08:57	12/31/2014 15:29	BK
96-18-4	1,2,3-Trichloropropane	ND		ug/L	2.5	5.0	1	EPA 8260C	12/31/2014 08:57	12/31/2014 15:29	BK
120-82-1	1,2,4-Trichlorobenzene	ND		ug/L	2.5	5.0	1	EPA 8260C	12/31/2014 08:57	12/31/2014 15:29	BK
96-12-8	1,2-Dibromo-3-chloropropane	ND		ug/L	2.5	5.0	1	EPA 8260C	12/31/2014 08:57	12/31/2014 15:29	BK
106-93-4	1,2-Dibromoethane	ND		ug/L	2.5	5.0	1	EPA 8260C	12/31/2014 08:57	12/31/2014 15:29	BK
95-50-1	1,2-Dichlorobenzene	ND		ug/L	2.5	5.0	1	EPA 8260C	12/31/2014 08:57	12/31/2014 15:29	BK
107-06-2	1,2-Dichloroethane	ND		ug/L	2.5	5.0	1	EPA 8260C	12/31/2014 08:57	12/31/2014 15:29	BK
78-87-5	1,2-Dichloropropane	ND		ug/L	2.5	5.0	1	EPA 8260C	12/31/2014 08:57	12/31/2014 15:29	BK
541-73-1	1,3-Dichlorobenzene	ND		ug/L	2.5	5.0	1	EPA 8260C	12/31/2014 08:57	12/31/2014 15:29	BK
142-28-9	1,3-Dichloropropane	ND		ug/L	2.5	5.0	1	EPA 8260C	12/31/2014 08:57	12/31/2014 15:29	BK
106-46-7	1,4-Dichlorobenzene	ND		ug/L	2.5	5.0	1	EPA 8260C	12/31/2014 08:57	12/31/2014 15:29	BK
594-20-7	2,2-Dichloropropane	ND		ug/L	2.5	5.0	1	EPA 8260C	12/31/2014 08:57	12/31/2014 15:29	BK
95-49-8	2-Chlorotoluene	ND		ug/L	2.5	5.0	1	EPA 8260C	12/31/2014 08:57	12/31/2014 15:29	BK
106-43-4	4-Chlorotoluene	ND		ug/L	2.5	5.0	1	EPA 8260C	12/31/2014 08:57	12/31/2014 15:29	BK
108-86-1	Bromobenzene	ND		ug/L	2.5	5.0	1	EPA 8260C	12/31/2014 08:57	12/31/2014 15:29	BK
74-97-5	Bromochloromethane	ND		ug/L	2.5	5.0	1	EPA 8260C	12/31/2014 08:57	12/31/2014 15:29	BK
75-27-4	Bromodichloromethane	ND		ug/L	2.5	5.0	1	EPA 8260C	12/31/2014 08:57	12/31/2014 15:29	BK
75-25-2	Bromoform	ND		ug/L	2.5	5.0	1	EPA 8260C	12/31/2014 08:57	12/31/2014 15:29	BK
74-83-9	Bromomethane	ND		ug/L	2.5	5.0	1	EPA 8260C	12/31/2014 08:57	12/31/2014 15:29	BK
56-23-5	Carbon tetrachloride	ND		ug/L	2.5	5.0	1	EPA 8260C	12/31/2014 08:57	12/31/2014 15:29	BK
108-90-7	Chlorobenzene	ND		ug/L	2.5	5.0	1	EPA 8260C	12/31/2014 08:57	12/31/2014 15:29	BK
75-00-3	Chloroethane	ND		ug/L	2.5	5.0	1	EPA 8260C	12/31/2014 08:57	12/31/2014 15:29	BK
67-66-3	Chloroform	ND		ug/L	2.5	5.0	1	EPA 8260C	12/31/2014 08:57	12/31/2014 15:29	BK
74-87-3	Chloromethane	ND		ug/L	2.5	5.0	1	EPA 8260C	12/31/2014 08:57	12/31/2014 15:29	BK
156-59-2	cis-1,2-Dichloroethylene	ND		ug/L	2.5	5.0	1	EPA 8260C	12/31/2014 08:57	12/31/2014 15:29	BK
10061-01-5	cis-1,3-Dichloropropylene	ND		ug/L	2.5	5.0	1	EPA 8260C	12/31/2014 08:57	12/31/2014 15:29	BK

Sample Information

Client Sample ID: **EW-5** **York Sample ID:** **14L0872-01**

York Project (SDG) No.	Client Project ID	Matrix	Collection Date/Time	Date Received
14L0872	SNYGEN	Water	December 22, 2014 10:03 am	12/22/2014

Volatile Organics, 8260 Halogenated List

Log-in Notes: **Sample Notes:**

Sample Prepared by Method: EPA 5030B

CAS No.	Parameter	Result	Flag	Units	Reported to LOD/MDL	LOQ	Dilution	Reference Method	Date/Time Prepared	Date/Time Analyzed	Analyst
124-48-1	Dibromochloromethane	ND		ug/L	2.5	5.0	1	EPA 8260C	12/31/2014 08:57	12/31/2014 15:29	BK
74-95-3	Dibromomethane	ND		ug/L	2.5	5.0	1	EPA 8260C	12/31/2014 08:57	12/31/2014 15:29	BK
75-71-8	Dichlorodifluoromethane	ND		ug/L	2.5	5.0	1	EPA 8260C	12/31/2014 08:57	12/31/2014 15:29	BK
87-68-3	Hexachlorobutadiene	ND		ug/L	2.5	5.0	1	EPA 8260C	12/31/2014 08:57	12/31/2014 15:29	BK
75-09-2	**Methylene chloride**	**2.7**	J, B	ug/L	2.5	10	1	EPA 8260C	12/31/2014 08:57	12/31/2014 15:29	BK
127-18-4	Tetrachloroethylene	ND		ug/L	2.5	5.0	1	EPA 8260C	12/31/2014 08:57	12/31/2014 15:29	BK
156-60-5	trans-1,2-Dichloroethylene	ND		ug/L	2.5	5.0	1	EPA 8260C	12/31/2014 08:57	12/31/2014 15:29	BK
10061-02-6	trans-1,3-Dichloropropylene	ND		ug/L	2.5	5.0	1	EPA 8260C	12/31/2014 08:57	12/31/2014 15:29	BK
79-01-6	Trichloroethylene	ND		ug/L	2.5	5.0	1	EPA 8260C	12/31/2014 08:57	12/31/2014 15:29	BK
75-69-4	Trichlorofluoromethane	ND		ug/L	2.5	5.0	1	EPA 8260C	12/31/2014 08:57	12/31/2014 15:29	BK
75-01-4	Vinyl Chloride	ND		ug/L	2.5	5.0	1	EPA 8260C	12/31/2014 08:57	12/31/2014 15:29	BK

	Surrogate Recoveries	Result	Acceptance Range
17060-07-0	*Surrogate: 1,2-Dichloroethane-d4*	*97.5 %*	*65-135*
460-00-4	*Surrogate: p-Bromofluorobenzene*	*107 %*	*81-114*
2037-26-5	*Surrogate: Toluene-d8*	*99.5 %*	*86-118*

Methane, Ethane & Ethylene

Log-in Notes: **Sample Notes:**

Sample Prepared by Method: Preparation for GC Analysis

CAS No.	Parameter	Result	Flag	Units	LOD/MDL	Reported to LOQ	Dilution	Reference Method	Date/Time Prepared	Date/Time Analyzed	Analyst
74-82-8	* **Methane**	**140**		ug/L	10	10	1	GC/Headspace	12/30/2014 08:30	12/30/2014 15:26	JW
74-84-0	* Ethane	ND		ug/L	10	10	1	GC/Headspace	12/30/2014 08:30	12/30/2014 15:26	JW
74-85-1	* Ethylene (Ethene)	ND		ug/L	10	10	1	GC/Headspace	12/30/2014 08:30	12/30/2014 15:26	JW

Sample Information

Client Sample ID: **EW-6** **York Sample ID:** **14L0872-02**

York Project (SDG) No.	Client Project ID	Matrix	Collection Date/Time	Date Received
14L0872	SNYGEN	Water	December 22, 2014 12:10 pm	12/22/2014

Volatile Organics, 8260 Halogenated List

Log-in Notes: **Sample Notes:**

Sample Prepared by Method: EPA 5030B

CAS No.	Parameter	Result	Flag	Units	Reported to LOD/MDL	LOQ	Dilution	Reference Method	Date/Time Prepared	Date/Time Analyzed	Analyst
630-20-6	1,1,1,2-Tetrachloroethane	ND		ug/L	25	50	10	EPA 8260C	01/02/2015 08:38	01/02/2015 13:21	BK
71-55-6	**1,1,1-Trichloroethane**	**390**		ug/L	25	50	10	EPA 8260C	01/02/2015 08:38	01/02/2015 13:21	BK

Sample Information

Client Sample ID: **EW-6** **York Sample ID:** **14L0872-02**

York Project (SDG) No.	Client Project ID	Matrix	Collection Date/Time	Date Received
14L0872	SNYGEN	Water	December 22, 2014 12:10 pm	12/22/2014

Volatile Organics, 8260 Halogenated List **Log-in Notes:** **Sample Notes:**

Sample Prepared by Method: EPA 5030B

CAS No.	Parameter	Result	Flag	Units	Reported to LOD/MDL	LOQ	Dilution	Reference Method	Date/Time Prepared	Date/Time Analyzed	Analyst
79-34-5	1,1,2,2-Tetrachloroethane	ND		ug/L	25	50	10	EPA 8260C	01/02/2015 08:38	01/02/2015 13:21	BK
76-13-1	1,1,2-Trichloro-1,2,2-trifluoroethane (Freon 113)	ND		ug/L	25	50	10	EPA 8260C	01/02/2015 08:38	01/02/2015 13:21	BK
79-00-5	1,1,2-Trichloroethane	ND		ug/L	25	50	10	EPA 8260C	01/02/2015 08:38	01/02/2015 13:21	BK
75-34-3	1,1-Dichloroethane	ND		ug/L	25	50	10	EPA 8260C	01/02/2015 08:38	01/02/2015 13:21	BK
75-35-4	1,1-Dichloroethylene	ND		ug/L	25	50	10	EPA 8260C	01/02/2015 08:38	01/02/2015 13:21	BK
563-58-6	1,1-Dichloropropylene	ND		ug/L	25	50	10	EPA 8260C	01/02/2015 08:38	01/02/2015 13:21	BK
87-61-6	1,2,3-Trichlorobenzene	ND		ug/L	25	50	10	EPA 8260C	01/02/2015 08:38	01/02/2015 13:21	BK
96-18-4	1,2,3-Trichloropropane	ND		ug/L	25	50	10	EPA 8260C	01/02/2015 08:38	01/02/2015 13:21	BK
120-82-1	1,2,4-Trichlorobenzene	ND		ug/L	25	50	10	EPA 8260C	01/02/2015 08:38	01/02/2015 13:21	BK
96-12-8	1,2-Dibromo-3-chloropropane	ND		ug/L	25	50	10	EPA 8260C	01/02/2015 08:38	01/02/2015 13:21	BK
106-93-4	1,2-Dibromoethane	ND		ug/L	25	50	10	EPA 8260C	01/02/2015 08:38	01/02/2015 13:21	BK
95-50-1	1,2-Dichlorobenzene	ND		ug/L	25	50	10	EPA 8260C	01/02/2015 08:38	01/02/2015 13:21	BK
107-06-2	1,2-Dichloroethane	ND		ug/L	25	50	10	EPA 8260C	01/02/2015 08:38	01/02/2015 13:21	BK
78-87-5	1,2-Dichloropropane	ND		ug/L	25	50	10	EPA 8260C	01/02/2015 08:38	01/02/2015 13:21	BK
541-73-1	1,3-Dichlorobenzene	ND		ug/L	25	50	10	EPA 8260C	01/02/2015 08:38	01/02/2015 13:21	BK
142-28-9	1,3-Dichloropropane	ND		ug/L	25	50	10	EPA 8260C	01/02/2015 08:38	01/02/2015 13:21	BK
106-46-7	1,4-Dichlorobenzene	ND		ug/L	25	50	10	EPA 8260C	01/02/2015 08:38	01/02/2015 13:21	BK
594-20-7	2,2-Dichloropropane	ND		ug/L	25	50	10	EPA 8260C	01/02/2015 08:38	01/02/2015 13:21	BK
95-49-8	2-Chlorotoluene	ND		ug/L	25	50	10	EPA 8260C	01/02/2015 08:38	01/02/2015 13:21	BK
106-43-4	4-Chlorotoluene	ND		ug/L	25	50	10	EPA 8260C	01/02/2015 08:38	01/02/2015 13:21	BK
108-86-1	Bromobenzene	ND		ug/L	25	50	10	EPA 8260C	01/02/2015 08:38	01/02/2015 13:21	BK
74-97-5	Bromochloromethane	ND		ug/L	25	50	10	EPA 8260C	01/02/2015 08:38	01/02/2015 13:21	BK
75-27-4	Bromodichloromethane	ND		ug/L	25	50	10	EPA 8260C	01/02/2015 08:38	01/02/2015 13:21	BK
75-25-2	Bromoform	ND		ug/L	25	50	10	EPA 8260C	01/02/2015 08:38	01/02/2015 13:21	BK
74-83-9	Bromomethane	ND		ug/L	25	50	10	EPA 8260C	01/02/2015 08:38	01/02/2015 13:21	BK
56-23-5	**Carbon tetrachloride**	**1200**		ug/L	25	50	10	EPA 8260C	01/02/2015 08:38	01/02/2015 13:21	BK
108-90-7	Chlorobenzene	ND		ug/L	25	50	10	EPA 8260C	01/02/2015 08:38	01/02/2015 13:21	BK
75-00-3	Chloroethane	ND		ug/L	25	50	10	EPA 8260C	01/02/2015 08:38	01/02/2015 13:21	BK
67-66-3	Chloroform	ND		ug/L	25	50	10	EPA 8260C	01/02/2015 08:38	01/02/2015 13:21	BK
74-87-3	Chloromethane	ND		ug/L	25	50	10	EPA 8260C	01/02/2015 08:38	01/02/2015 13:21	BK
156-59-2	cis-1,2-Dichloroethylene	ND		ug/L	25	50	10	EPA 8260C	01/02/2015 08:38	01/02/2015 13:21	BK
10061-01-5	cis-1,3-Dichloropropylene	ND		ug/L	25	50	10	EPA 8260C	01/02/2015 08:38	01/02/2015 13:21	BK
124-48-1	Dibromochloromethane	ND		ug/L	25	50	10	EPA 8260C	01/02/2015 08:38	01/02/2015 13:21	BK
74-95-3	Dibromomethane	ND		ug/L	25	50	10	EPA 8260C	01/02/2015 08:38	01/02/2015 13:21	BK
75-71-8	Dichlorodifluoromethane	ND		ug/L	25	50	10	EPA 8260C	01/02/2015 08:38	01/02/2015 13:21	BK

Sample Information

Client Sample ID: **EW-6** **York Sample ID:** **14L0872-02**

York Project (SDG) No.	Client Project ID	Matrix	Collection Date/Time	Date Received
14L0872	SNYGEN	Water	December 22, 2014 12:10 pm	12/22/2014

Volatile Organics, 8260 Halogenated List

Log-in Notes: **Sample Notes:**

Sample Prepared by Method: EPA 5030B

CAS No.	Parameter	Result	Flag	Units	Reported to LOD/MDL	LOQ	Dilution	Reference Method	Date/Time Prepared	Date/Time Analyzed	Analyst
87-68-3	Hexachlorobutadiene	ND		ug/L	25	50	10	EPA 8260C	01/02/2015 08:38	01/02/2015 13:21	BK
75-09-2	Methylene chloride	ND		ug/L	25	100	10	EPA 8260C	01/02/2015 08:38	01/02/2015 13:21	BK
127-18-4	Tetrachloroethylene	ND		ug/L	25	50	10	EPA 8260C	01/02/2015 08:38	01/02/2015 13:21	BK
156-60-5	trans-1,2-Dichloroethylene	ND		ug/L	25	50	10	EPA 8260C	01/02/2015 08:38	01/02/2015 13:21	BK
10061-02-6	trans-1,3-Dichloropropylene	ND		ug/L	25	50	10	EPA 8260C	01/02/2015 08:38	01/02/2015 13:21	BK
79-01-6	Trichloroethylene	ND		ug/L	25	50	10	EPA 8260C	01/02/2015 08:38	01/02/2015 13:21	BK
75-69-4	Trichlorofluoromethane	ND		ug/L	25	50	10	EPA 8260C	01/02/2015 08:38	01/02/2015 13:21	BK
75-01-4	Vinyl Chloride	ND		ug/L	25	50	10	EPA 8260C	01/02/2015 08:38	01/02/2015 13:21	BK

	Surrogate Recoveries	Result	Acceptance Range
17060-07-0	*Surrogate: 1,2-Dichloroethane-d4*	*93.9 %*	*65-135*
460-00-4	*Surrogate: p-Bromofluorobenzene*	*91.1 %*	*81-114*
2037-26-5	*Surrogate: Toluene-d8*	*101 %*	*86-118*

Methane

Log-in Notes: **Sample Notes:**

Sample Prepared by Method: Preparation for GC Analysis

CAS No.	Parameter	Result	Flag	Units	LOD/MDL	Reported to LOQ	Dilution	Reference Method	Date/Time Prepared	Date/Time Analyzed	Analyst
74-82-8	* Methane	ND		ug/L	10	10	1	GC/Headspace	12/30/2014 08:30	12/30/2014 15:26	JW

Sample Information

Client Sample ID: **EW-8** **York Sample ID:** **14L0872-03**

York Project (SDG) No.	Client Project ID	Matrix	Collection Date/Time	Date Received
14L0872	SNYGEN	Water	December 22, 2014 11:28 am	12/22/2014

Volatile Organics, 8260 Halogenated List

Log-in Notes: **Sample Notes:**

Sample Prepared by Method: EPA 5030B

CAS No.	Parameter	Result	Flag	Units	Reported to LOD/MDL	LOQ	Dilution	Reference Method	Date/Time Prepared	Date/Time Analyzed	Analyst
630-20-6	1,1,1,2-Tetrachloroethane	ND		ug/L	250	500	100	EPA 8260C	12/31/2014 08:57	01/02/2015 16:17	BK
71-55-6	1,1,1-Trichloroethane	ND		ug/L	250	500	100	EPA 8260C	12/31/2014 08:57	01/02/2015 16:17	BK
79-34-5	1,1,2,2-Tetrachloroethane	ND		ug/L	250	500	100	EPA 8260C	12/31/2014 08:57	01/02/2015 16:17	BK
76-13-1	1,1,2-Trichloro-1,2,2-trifluoroethane (Freon 113)	ND		ug/L	250	500	100	EPA 8260C	12/31/2014 08:57	01/02/2015 16:17	BK
79-00-5	1,1,2-Trichloroethane	ND		ug/L	250	500	100	EPA 8260C	12/31/2014 08:57	01/02/2015 16:17	BK
75-34-3	1,1-Dichloroethane	ND		ug/L	250	500	100	EPA 8260C	12/31/2014 08:57	01/02/2015 16:17	BK

Sample Information

Client Sample ID: **EW-8** **York Sample ID:** **14L0872-03**

York Project (SDG) No.	Client Project ID	Matrix	Collection Date/Time	Date Received
14L0872	SNYGEN	Water	December 22, 2014 11:28 am	12/22/2014

Volatile Organics, 8260 Halogenated List

Log-in Notes: **Sample Notes:**

Sample Prepared by Method: EPA 5030B

CAS No.	Parameter	Result	Flag	Units	Reported to LOD/MDL	LOQ	Dilution	Reference Method	Date/Time Prepared	Date/Time Analyzed	Analyst
75-35-4	1,1-Dichloroethylene	ND		ug/L	250	500	100	EPA 8260C	12/31/2014 08:57	01/02/2015 16:17	BK
563-58-6	1,1-Dichloropropylene	ND		ug/L	250	500	100	EPA 8260C	12/31/2014 08:57	01/02/2015 16:17	BK
87-61-6	1,2,3-Trichlorobenzene	ND		ug/L	250	500	100	EPA 8260C	12/31/2014 08:57	01/02/2015 16:17	BK
96-18-4	1,2,3-Trichloropropane	ND		ug/L	250	500	100	EPA 8260C	12/31/2014 08:57	01/02/2015 16:17	BK
120-82-1	1,2,4-Trichlorobenzene	ND		ug/L	250	500	100	EPA 8260C	12/31/2014 08:57	01/02/2015 16:17	BK
96-12-8	1,2-Dibromo-3-chloropropane	ND		ug/L	250	500	100	EPA 8260C	12/31/2014 08:57	01/02/2015 16:17	BK
106-93-4	1,2-Dibromoethane	ND		ug/L	250	500	100	EPA 8260C	12/31/2014 08:57	01/02/2015 16:17	BK
95-50-1	1,2-Dichlorobenzene	ND		ug/L	250	500	100	EPA 8260C	12/31/2014 08:57	01/02/2015 16:17	BK
107-06-2	1,2-Dichloroethane	ND		ug/L	250	500	100	EPA 8260C	12/31/2014 08:57	01/02/2015 16:17	BK
78-87-5	1,2-Dichloropropane	ND		ug/L	250	500	100	EPA 8260C	12/31/2014 08:57	01/02/2015 16:17	BK
541-73-1	1,3-Dichlorobenzene	ND		ug/L	250	500	100	EPA 8260C	12/31/2014 08:57	01/02/2015 16:17	BK
142-28-9	1,3-Dichloropropane	ND		ug/L	250	500	100	EPA 8260C	12/31/2014 08:57	01/02/2015 16:17	BK
106-46-7	1,4-Dichlorobenzene	ND		ug/L	250	500	100	EPA 8260C	12/31/2014 08:57	01/02/2015 16:17	BK
594-20-7	2,2-Dichloropropane	ND		ug/L	250	500	100	EPA 8260C	12/31/2014 08:57	01/02/2015 16:17	BK
95-49-8	2-Chlorotoluene	ND		ug/L	250	500	100	EPA 8260C	12/31/2014 08:57	01/02/2015 16:17	BK
106-43-4	4-Chlorotoluene	ND		ug/L	250	500	100	EPA 8260C	12/31/2014 08:57	01/02/2015 16:17	BK
108-86-1	Bromobenzene	ND		ug/L	250	500	100	EPA 8260C	12/31/2014 08:57	01/02/2015 16:17	BK
74-97-5	Bromochloromethane	ND		ug/L	250	500	100	EPA 8260C	12/31/2014 08:57	01/02/2015 16:17	BK
75-27-4	Bromodichloromethane	ND		ug/L	250	500	100	EPA 8260C	12/31/2014 08:57	01/02/2015 16:17	BK
75-25-2	Bromoform	ND		ug/L	250	500	100	EPA 8260C	12/31/2014 08:57	01/02/2015 16:17	BK
74-83-9	Bromomethane	ND		ug/L	250	500	100	EPA 8260C	12/31/2014 08:57	01/02/2015 16:17	BK
56-23-5	**Carbon tetrachloride**	**330**	J	ug/L	250	500	100	EPA 8260C	12/31/2014 08:57	01/02/2015 16:17	BK
108-90-7	Chlorobenzene	ND		ug/L	250	500	100	EPA 8260C	12/31/2014 08:57	01/02/2015 16:17	BK
75-00-3	Chloroethane	ND		ug/L	250	500	100	EPA 8260C	12/31/2014 08:57	01/02/2015 16:17	BK
67-66-3	Chloroform	ND		ug/L	250	500	100	EPA 8260C	12/31/2014 08:57	01/02/2015 16:17	BK
74-87-3	Chloromethane	ND		ug/L	250	500	100	EPA 8260C	12/31/2014 08:57	01/02/2015 16:17	BK
156-59-2	cis-1,2-Dichloroethylene	ND		ug/L	250	500	100	EPA 8260C	12/31/2014 08:57	01/02/2015 16:17	BK
10061-01-5	cis-1,3-Dichloropropylene	ND		ug/L	250	500	100	EPA 8260C	12/31/2014 08:57	01/02/2015 16:17	BK
124-48-1	Dibromochloromethane	ND		ug/L	250	500	100	EPA 8260C	12/31/2014 08:57	01/02/2015 16:17	BK
74-95-3	Dibromomethane	ND		ug/L	250	500	100	EPA 8260C	12/31/2014 08:57	01/02/2015 16:17	BK
75-71-8	Dichlorodifluoromethane	ND		ug/L	250	500	100	EPA 8260C	12/31/2014 08:57	01/02/2015 16:17	BK
87-68-3	Hexachlorobutadiene	ND		ug/L	250	500	100	EPA 8260C	12/31/2014 08:57	01/02/2015 16:17	BK
75-09-2	Methylene chloride	ND		ug/L	250	1000	100	EPA 8260C	12/31/2014 08:57	01/02/2015 16:17	BK
127-18-4	Tetrachloroethylene	ND		ug/L	250	500	100	EPA 8260C	12/31/2014 08:57	01/02/2015 16:17	BK
156-60-5	trans-1,2-Dichloroethylene	ND		ug/L	250	500	100	EPA 8260C	12/31/2014 08:57	01/02/2015 16:17	BK
10061-02-6	trans-1,3-Dichloropropylene	ND		ug/L	250	500	100	EPA 8260C	12/31/2014 08:57	01/02/2015 16:17	BK

Sample Information

Client Sample ID: **EW-8** **York Sample ID:** **14L0872-03**

York Project (SDG) No.	Client Project ID	Matrix	Collection Date/Time	Date Received
14L0872	SNYGEN	Water	December 22, 2014 11:28 am	12/22/2014

Volatile Organics, 8260 Halogenated List

Log-in Notes: **Sample Notes:**

Sample Prepared by Method: EPA 5030B

CAS No.	Parameter	Result	Flag	Units	Reported to LOD/MDL	LOQ	Dilution	Reference Method	Date/Time Prepared	Date/Time Analyzed	Analyst
79-01-6	**Trichloroethylene**	**6200**		ug/L	250	500	100	EPA 8260C	12/31/2014 08:57	01/02/2015 16:17	BK
75-69-4	Trichlorofluoromethane	ND		ug/L	250	500	100	EPA 8260C	12/31/2014 08:57	01/02/2015 16:17	BK
75-01-4	Vinyl Chloride	ND		ug/L	250	500	100	EPA 8260C	12/31/2014 08:57	01/02/2015 16:17	BK

	Surrogate Recoveries	Result	Acceptance Range
17060-07-0	*Surrogate: 1,2-Dichloroethane-d4*	*99.2 %*	*65-135*
460-00-4	*Surrogate: p-Bromofluorobenzene*	*92.5 %*	*81-114*
2037-26-5	*Surrogate: Toluene-d8*	*101 %*	*86-118*

Methane

Log-in Notes: **Sample Notes:**

Sample Prepared by Method: Preparation for GC Analysis

CAS No.	Parameter	Result	Flag	Units	LOD/MDL	Reported to LOQ	Dilution	Reference Method	Date/Time Prepared	Date/Time Analyzed	Analyst
74-82-8	* Methane	ND		ug/L	10	10	1	GC/Headspace	12/30/2014 08:30	12/30/2014 15:26	JW

Sample Information

Client Sample ID: **EW-10** **York Sample ID:** **14L0872-04**

York Project (SDG) No.	Client Project ID	Matrix	Collection Date/Time	Date Received
14L0872	SNYGEN	Water	December 22, 2014 10:42 am	12/22/2014

Volatile Organics, 8260 Halogenated List

Log-in Notes: **Sample Notes:**

Sample Prepared by Method: EPA 5030B

CAS No.	Parameter	Result	Flag	Units	Reported to LOD/MDL	LOQ	Dilution	Reference Method	Date/Time Prepared	Date/Time Analyzed	Analyst
630-20-6	1,1,1,2-Tetrachloroethane	ND		ug/L	2.5	5.0	1	EPA 8260C	12/31/2014 08:57	12/31/2014 17:17	BK
71-55-6	**1,1,1-Trichloroethane**	**35**		ug/L	2.5	5.0	1	EPA 8260C	12/31/2014 08:57	12/31/2014 17:17	BK
79-34-5	1,1,2,2-Tetrachloroethane	ND		ug/L	2.5	5.0	1	EPA 8260C	12/31/2014 08:57	12/31/2014 17:17	BK
76-13-1	1,1,2-Trichloro-1,2,2-trifluoroethane (Freon 113)	ND		ug/L	2.5	5.0	1	EPA 8260C	12/31/2014 08:57	12/31/2014 17:17	BK
79-00-5	1,1,2-Trichloroethane	ND		ug/L	2.5	5.0	1	EPA 8260C	12/31/2014 08:57	12/31/2014 17:17	BK
75-34-3	1,1-Dichloroethane	ND		ug/L	2.5	5.0	1	EPA 8260C	12/31/2014 08:57	12/31/2014 17:17	BK
75-35-4	1,1-Dichloroethylene	ND		ug/L	2.5	5.0	1	EPA 8260C	12/31/2014 08:57	12/31/2014 17:17	BK
563-58-6	1,1-Dichloropropylene	ND		ug/L	2.5	5.0	1	EPA 8260C	12/31/2014 08:57	12/31/2014 17:17	BK
87-61-6	**1,2,3-Trichlorobenzene**	**4.2**	J, B	ug/L	2.5	5.0	1	EPA 8260C	12/31/2014 08:57	12/31/2014 17:17	BK
96-18-4	1,2,3-Trichloropropane	ND		ug/L	2.5	5.0	1	EPA 8260C	12/31/2014 08:57	12/31/2014 17:17	BK
120-82-1	1,2,4-Trichlorobenzene	ND		ug/L	2.5	5.0	1	EPA 8260C	12/31/2014 08:57	12/31/2014 17:17	BK

Sample Information

Client Sample ID: **EW-10** **York Sample ID:** **14L0872-04**

York Project (SDG) No.	Client Project ID	Matrix	Collection Date/Time	Date Received
14L0872	SNYGEN	Water	December 22, 2014 10:42 am	12/22/2014

Volatile Organics, 8260 Halogenated List

Log-in Notes: **Sample Notes:**

Sample Prepared by Method: EPA 5030B

CAS No.	Parameter	Result	Flag	Units	Reported to LOD/MDL	LOQ	Dilution	Reference Method	Date/Time Prepared	Date/Time Analyzed	Analyst
96-12-8	1,2-Dibromo-3-chloropropane	ND		ug/L	2.5	5.0	1	EPA 8260C	12/31/2014 08:57	12/31/2014 17:17	BK
106-93-4	1,2-Dibromoethane	ND		ug/L	2.5	5.0	1	EPA 8260C	12/31/2014 08:57	12/31/2014 17:17	BK
95-50-1	1,2-Dichlorobenzene	ND		ug/L	2.5	5.0	1	EPA 8260C	12/31/2014 08:57	12/31/2014 17:17	BK
107-06-2	1,2-Dichloroethane	ND		ug/L	2.5	5.0	1	EPA 8260C	12/31/2014 08:57	12/31/2014 17:17	BK
78-87-5	1,2-Dichloropropane	ND		ug/L	2.5	5.0	1	EPA 8260C	12/31/2014 08:57	12/31/2014 17:17	BK
541-73-1	1,3-Dichlorobenzene	ND		ug/L	2.5	5.0	1	EPA 8260C	12/31/2014 08:57	12/31/2014 17:17	BK
142-28-9	1,3-Dichloropropane	ND		ug/L	2.5	5.0	1	EPA 8260C	12/31/2014 08:57	12/31/2014 17:17	BK
106-46-7	1,4-Dichlorobenzene	ND		ug/L	2.5	5.0	1	EPA 8260C	12/31/2014 08:57	12/31/2014 17:17	BK
594-20-7	2,2-Dichloropropane	ND		ug/L	2.5	5.0	1	EPA 8260C	12/31/2014 08:57	12/31/2014 17:17	BK
95-49-8	2-Chlorotoluene	ND		ug/L	2.5	5.0	1	EPA 8260C	12/31/2014 08:57	12/31/2014 17:17	BK
106-43-4	4-Chlorotoluene	ND		ug/L	2.5	5.0	1	EPA 8260C	12/31/2014 08:57	12/31/2014 17:17	BK
108-86-1	Bromobenzene	ND		ug/L	2.5	5.0	1	EPA 8260C	12/31/2014 08:57	12/31/2014 17:17	BK
74-97-5	Bromochloromethane	ND		ug/L	2.5	5.0	1	EPA 8260C	12/31/2014 08:57	12/31/2014 17:17	BK
75-27-4	Bromodichloromethane	ND		ug/L	2.5	5.0	1	EPA 8260C	12/31/2014 08:57	12/31/2014 17:17	BK
75-25-2	Bromoform	ND		ug/L	2.5	5.0	1	EPA 8260C	12/31/2014 08:57	12/31/2014 17:17	BK
74-83-9	Bromomethane	ND		ug/L	2.5	5.0	1	EPA 8260C	12/31/2014 08:57	12/31/2014 17:17	BK
56-23-5	**Carbon tetrachloride**	**95**		ug/L	2.5	5.0	1	EPA 8260C	12/31/2014 08:57	12/31/2014 17:17	BK
108-90-7	Chlorobenzene	ND		ug/L	2.5	5.0	1	EPA 8260C	12/31/2014 08:57	12/31/2014 17:17	BK
75-00-3	Chloroethane	ND		ug/L	2.5	5.0	1	EPA 8260C	12/31/2014 08:57	12/31/2014 17:17	BK
67-66-3	**Chloroform**	**4.6**	J	ug/L	2.5	5.0	1	EPA 8260C	12/31/2014 08:57	12/31/2014 17:17	BK
74-87-3	Chloromethane	ND		ug/L	2.5	5.0	1	EPA 8260C	12/31/2014 08:57	12/31/2014 17:17	BK
156-59-2	cis-1,2-Dichloroethylene	ND		ug/L	2.5	5.0	1	EPA 8260C	12/31/2014 08:57	12/31/2014 17:17	BK
10061-01-5	cis-1,3-Dichloropropylene	ND		ug/L	2.5	5.0	1	EPA 8260C	12/31/2014 08:57	12/31/2014 17:17	BK
124-48-1	Dibromochloromethane	ND		ug/L	2.5	5.0	1	EPA 8260C	12/31/2014 08:57	12/31/2014 17:17	BK
74-95-3	Dibromomethane	ND		ug/L	2.5	5.0	1	EPA 8260C	12/31/2014 08:57	12/31/2014 17:17	BK
75-71-8	Dichlorodifluoromethane	ND		ug/L	2.5	5.0	1	EPA 8260C	12/31/2014 08:57	12/31/2014 17:17	BK
87-68-3	Hexachlorobutadiene	ND		ug/L	2.5	5.0	1	EPA 8260C	12/31/2014 08:57	12/31/2014 17:17	BK
75-09-2	**Methylene chloride**	**2.9**	J, B	ug/L	2.5	10	1	EPA 8260C	12/31/2014 08:57	12/31/2014 17:17	BK
127-18-4	Tetrachloroethylene	ND		ug/L	2.5	5.0	1	EPA 8260C	12/31/2014 08:57	12/31/2014 17:17	BK
156-60-5	trans-1,2-Dichloroethylene	ND		ug/L	2.5	5.0	1	EPA 8260C	12/31/2014 08:57	12/31/2014 17:17	BK
10061-02-6	trans-1,3-Dichloropropylene	ND		ug/L	2.5	5.0	1	EPA 8260C	12/31/2014 08:57	12/31/2014 17:17	BK
79-01-6	**Trichloroethylene**	**2.9**	J	ug/L	2.5	5.0	1	EPA 8260C	12/31/2014 08:57	12/31/2014 17:17	BK
75-69-4	Trichlorofluoromethane	ND		ug/L	2.5	5.0	1	EPA 8260C	12/31/2014 08:57	12/31/2014 17:17	BK
75-01-4	Vinyl Chloride	ND		ug/L	2.5	5.0	1	EPA 8260C	12/31/2014 08:57	12/31/2014 17:17	BK

	Surrogate Recoveries	Result	Acceptance Range
17060-07-0	*Surrogate: 1,2-Dichloroethane-d4*	*105 %*	*65-135*

Sample Information

Client Sample ID: **EW-10** **York Sample ID:** **14L0872-04**

York Project (SDG) No.	Client Project ID	Matrix	Collection Date/Time	Date Received
14L0872	SNYGEN	Water	December 22, 2014 10:42 am	12/22/2014

Volatile Organics, 8260 Halogenated List

Log-in Notes: **Sample Notes:**

Sample Prepared by Method: EPA 5030B

CAS No.	Parameter	Result	Flag	Units	Reported to LOD/MDL	LOQ	Dilution	Reference Method	Date/Time Prepared	Date/Time Analyzed	Analyst
460-00-4	*Surrogate: p-Bromofluorobenzene*	*106 %*			*81-114*						
2037-26-5	*Surrogate: Toluene-d8*	*102 %*			*86-118*						

Methane

Log-in Notes: **Sample Notes:**

Sample Prepared by Method: Preparation for GC Analysis

CAS No.	Parameter	Result	Flag	Units	LOD/MDL	Reported to LOQ	Dilution	Reference Method	Date/Time Prepared	Date/Time Analyzed	Analyst
74-82-8	*** Methane**	**54**		ug/L	10	10	1	GC/Headspace	12/30/2014 08:30	12/30/2014 15:26	JW

Sample Information

Client Sample ID: **EW-11** **York Sample ID:** **14L0872-05**

York Project (SDG) No.	Client Project ID	Matrix	Collection Date/Time	Date Received
14L0872	SNYGEN	Water	December 22, 2014 10:48 am	12/22/2014

Volatile Organics, 8260 Halogenated List

Log-in Notes: **Sample Notes:**

Sample Prepared by Method: EPA 5030B

CAS No.	Parameter	Result	Flag	Units	Reported to LOD/MDL	LOQ	Dilution	Reference Method	Date/Time Prepared	Date/Time Analyzed	Analyst
630-20-6	1,1,1,2-Tetrachloroethane	ND		ug/L	2.5	5.0	1	EPA 8260C	12/31/2014 08:57	12/31/2014 17:53	BK
71-55-6	**1,1,1-Trichloroethane**	**93**		ug/L	2.5	5.0	1	EPA 8260C	12/31/2014 08:57	12/31/2014 17:53	BK
79-34-5	1,1,2,2-Tetrachloroethane	ND		ug/L	2.5	5.0	1	EPA 8260C	12/31/2014 08:57	12/31/2014 17:53	BK
76-13-1	1,1,2-Trichloro-1,2,2-trifluoroethane (Freon 113)	ND		ug/L	2.5	5.0	1	EPA 8260C	12/31/2014 08:57	12/31/2014 17:53	BK
79-00-5	1,1,2-Trichloroethane	ND		ug/L	2.5	5.0	1	EPA 8260C	12/31/2014 08:57	12/31/2014 17:53	BK
75-34-3	1,1-Dichloroethane	ND		ug/L	2.5	5.0	1	EPA 8260C	12/31/2014 08:57	12/31/2014 17:53	BK
75-35-4	1,1-Dichloroethylene	ND		ug/L	2.5	5.0	1	EPA 8260C	12/31/2014 08:57	12/31/2014 17:53	BK
563-58-6	1,1-Dichloropropylene	ND		ug/L	2.5	5.0	1	EPA 8260C	12/31/2014 08:57	12/31/2014 17:53	BK
87-61-6	1,2,3-Trichlorobenzene	ND		ug/L	2.5	5.0	1	EPA 8260C	12/31/2014 08:57	12/31/2014 17:53	BK
96-18-4	1,2,3-Trichloropropane	ND		ug/L	2.5	5.0	1	EPA 8260C	12/31/2014 08:57	12/31/2014 17:53	BK
120-82-1	1,2,4-Trichlorobenzene	ND		ug/L	2.5	5.0	1	EPA 8260C	12/31/2014 08:57	12/31/2014 17:53	BK
96-12-8	1,2-Dibromo-3-chloropropane	ND		ug/L	2.5	5.0	1	EPA 8260C	12/31/2014 08:57	12/31/2014 17:53	BK
106-93-4	1,2-Dibromoethane	ND		ug/L	2.5	5.0	1	EPA 8260C	12/31/2014 08:57	12/31/2014 17:53	BK
95-50-1	1,2-Dichlorobenzene	ND		ug/L	2.5	5.0	1	EPA 8260C	12/31/2014 08:57	12/31/2014 17:53	BK
107-06-2	1,2-Dichloroethane	ND		ug/L	2.5	5.0	1	EPA 8260C	12/31/2014 08:57	12/31/2014 17:53	BK
78-87-5	1,2-Dichloropropane	ND		ug/L	2.5	5.0	1	EPA 8260C	12/31/2014 08:57	12/31/2014 17:53	BK

Sample Information

Client Sample ID: **EW-11** **York Sample ID:** **14L0872-05**

York Project (SDG) No.	Client Project ID	Matrix	Collection Date/Time	Date Received
14L0872	SNYGEN	Water	December 22, 2014 10:48 am	12/22/2014

Volatile Organics, 8260 Halogenated List

Log-in Notes: **Sample Notes:**

Sample Prepared by Method: EPA 5030B

CAS No.	Parameter	Result	Flag	Units	Reported to LOD/MDL	LOQ	Dilution	Reference Method	Date/Time Prepared	Date/Time Analyzed	Analyst
541-73-1	1,3-Dichlorobenzene	ND		ug/L	2.5	5.0	1	EPA 8260C	12/31/2014 08:57	12/31/2014 17:53	BK
142-28-9	1,3-Dichloropropane	ND		ug/L	2.5	5.0	1	EPA 8260C	12/31/2014 08:57	12/31/2014 17:53	BK
106-46-7	1,4-Dichlorobenzene	ND		ug/L	2.5	5.0	1	EPA 8260C	12/31/2014 08:57	12/31/2014 17:53	BK
594-20-7	2,2-Dichloropropane	ND		ug/L	2.5	5.0	1	EPA 8260C	12/31/2014 08:57	12/31/2014 17:53	BK
95-49-8	2-Chlorotoluene	ND		ug/L	2.5	5.0	1	EPA 8260C	12/31/2014 08:57	12/31/2014 17:53	BK
106-43-4	4-Chlorotoluene	ND		ug/L	2.5	5.0	1	EPA 8260C	12/31/2014 08:57	12/31/2014 17:53	BK
108-86-1	Bromobenzene	ND		ug/L	2.5	5.0	1	EPA 8260C	12/31/2014 08:57	12/31/2014 17:53	BK
74-97-5	Bromochloromethane	ND		ug/L	2.5	5.0	1	EPA 8260C	12/31/2014 08:57	12/31/2014 17:53	BK
75-27-4	Bromodichloromethane	ND		ug/L	2.5	5.0	1	EPA 8260C	12/31/2014 08:57	12/31/2014 17:53	BK
75-25-2	Bromoform	ND		ug/L	2.5	5.0	1	EPA 8260C	12/31/2014 08:57	12/31/2014 17:53	BK
74-83-9	Bromomethane	ND		ug/L	2.5	5.0	1	EPA 8260C	12/31/2014 08:57	12/31/2014 17:53	BK
56-23-5	**Carbon tetrachloride**	**150**		ug/L	2.5	5.0	1	EPA 8260C	12/31/2014 08:57	12/31/2014 17:53	BK
108-90-7	Chlorobenzene	ND		ug/L	2.5	5.0	1	EPA 8260C	12/31/2014 08:57	12/31/2014 17:53	BK
75-00-3	Chloroethane	ND		ug/L	2.5	5.0	1	EPA 8260C	12/31/2014 08:57	12/31/2014 17:53	BK
67-66-3	**Chloroform**	**6.0**		ug/L	2.5	5.0	1	EPA 8260C	12/31/2014 08:57	12/31/2014 17:53	BK
74-87-3	Chloromethane	ND		ug/L	2.5	5.0	1	EPA 8260C	12/31/2014 08:57	12/31/2014 17:53	BK
156-59-2	cis-1,2-Dichloroethylene	ND		ug/L	2.5	5.0	1	EPA 8260C	12/31/2014 08:57	12/31/2014 17:53	BK
10061-01-5	cis-1,3-Dichloropropylene	ND		ug/L	2.5	5.0	1	EPA 8260C	12/31/2014 08:57	12/31/2014 17:53	BK
124-48-1	Dibromochloromethane	ND		ug/L	2.5	5.0	1	EPA 8260C	12/31/2014 08:57	12/31/2014 17:53	BK
74-95-3	Dibromomethane	ND		ug/L	2.5	5.0	1	EPA 8260C	12/31/2014 08:57	12/31/2014 17:53	BK
75-71-8	Dichlorodifluoromethane	ND		ug/L	2.5	5.0	1	EPA 8260C	12/31/2014 08:57	12/31/2014 17:53	BK
87-68-3	Hexachlorobutadiene	ND		ug/L	2.5	5.0	1	EPA 8260C	12/31/2014 08:57	12/31/2014 17:53	BK
75-09-2	Methylene chloride	ND		ug/L	2.5	10	1	EPA 8260C	12/31/2014 08:57	12/31/2014 17:53	BK
127-18-4	Tetrachloroethylene	ND		ug/L	2.5	5.0	1	EPA 8260C	12/31/2014 08:57	12/31/2014 17:53	BK
156-60-5	trans-1,2-Dichloroethylene	ND		ug/L	2.5	5.0	1	EPA 8260C	12/31/2014 08:57	12/31/2014 17:53	BK
10061-02-6	trans-1,3-Dichloropropylene	ND		ug/L	2.5	5.0	1	EPA 8260C	12/31/2014 08:57	12/31/2014 17:53	BK
79-01-6	Trichloroethylene	ND		ug/L	2.5	5.0	1	EPA 8260C	12/31/2014 08:57	12/31/2014 17:53	BK
75-69-4	Trichlorofluoromethane	ND		ug/L	2.5	5.0	1	EPA 8260C	12/31/2014 08:57	12/31/2014 17:53	BK
75-01-4	Vinyl Chloride	ND		ug/L	2.5	5.0	1	EPA 8260C	12/31/2014 08:57	12/31/2014 17:53	BK

	Surrogate Recoveries	Result	Acceptance Range
17060-07-0	*Surrogate: 1,2-Dichloroethane-d4*	*107 %*	*65-135*
460-00-4	*Surrogate: p-Bromofluorobenzene*	*106 %*	*81-114*
2037-26-5	*Surrogate: Toluene-d8*	*102 %*	*86-118*

Sample Information

Client Sample ID: **EW-11** **York Sample ID:** **14L0872-05**

York Project (SDG) No.	Client Project ID	Matrix	Collection Date/Time	Date Received
14L0872	SNYGEN	Water	December 22, 2014 10:48 am	12/22/2014

Methane **Log-in Notes:** **Sample Notes:**

Sample Prepared by Method: Preparation for GC Analysis

CAS No.	Parameter	Result	Flag	Units	LOD/MDL	Reported to LOQ	Dilution	Reference Method	Date/Time Prepared	Date/Time Analyzed	Analyst
74-82-8	*** Methane**	**80**		ug/L	10	10	1	GC/Headspace	12/30/2014 08:30	12/30/2014 15:26	JW

Sample Information

Client Sample ID: **EW-12** **York Sample ID:** **14L0872-06**

York Project (SDG) No.	Client Project ID	Matrix	Collection Date/Time	Date Received
14L0872	SNYGEN	Water	December 22, 2014 11:35 am	12/22/2014

Volatile Organics, 8260 Halogenated List **Log-in Notes:** **Sample Notes:**

Sample Prepared by Method: EPA 5030B

CAS No.	Parameter	Result	Flag	Units	Reported to LOD/MDL	LOQ	Dilution	Reference Method	Date/Time Prepared	Date/Time Analyzed	Analyst
630-20-6	1,1,1,2-Tetrachloroethane	ND		ug/L	5.0	10	2	EPA 8260C	01/02/2015 08:38	01/02/2015 14:05	BK
71-55-6	**1,1,1-Trichloroethane**	**300**		ug/L	5.0	10	2	EPA 8260C	01/02/2015 08:38	01/02/2015 14:05	BK
79-34-5	1,1,2,2-Tetrachloroethane	ND		ug/L	5.0	10	2	EPA 8260C	01/02/2015 08:38	01/02/2015 14:05	BK
76-13-1	1,1,2-Trichloro-1,2,2-trifluoroethane (Freon 113)	ND		ug/L	5.0	10	2	EPA 8260C	01/02/2015 08:38	01/02/2015 14:05	BK
79-00-5	1,1,2-Trichloroethane	ND		ug/L	5.0	10	2	EPA 8260C	01/02/2015 08:38	01/02/2015 14:05	BK
75-34-3	1,1-Dichloroethane	ND		ug/L	5.0	10	2	EPA 8260C	01/02/2015 08:38	01/02/2015 14:05	BK
75-35-4	1,1-Dichloroethylene	ND		ug/L	5.0	10	2	EPA 8260C	01/02/2015 08:38	01/02/2015 14:05	BK
563-58-6	1,1-Dichloropropylene	ND		ug/L	5.0	10	2	EPA 8260C	01/02/2015 08:38	01/02/2015 14:05	BK
87-61-6	1,2,3-Trichlorobenzene	ND		ug/L	5.0	10	2	EPA 8260C	01/02/2015 08:38	01/02/2015 14:05	BK
96-18-4	1,2,3-Trichloropropane	ND		ug/L	5.0	10	2	EPA 8260C	01/02/2015 08:38	01/02/2015 14:05	BK
120-82-1	1,2,4-Trichlorobenzene	ND		ug/L	5.0	10	2	EPA 8260C	01/02/2015 08:38	01/02/2015 14:05	BK
96-12-8	1,2-Dibromo-3-chloropropane	ND		ug/L	5.0	10	2	EPA 8260C	01/02/2015 08:38	01/02/2015 14:05	BK
106-93-4	1,2-Dibromoethane	ND		ug/L	5.0	10	2	EPA 8260C	01/02/2015 08:38	01/02/2015 14:05	BK
95-50-1	1,2-Dichlorobenzene	ND		ug/L	5.0	10	2	EPA 8260C	01/02/2015 08:38	01/02/2015 14:05	BK
107-06-2	1,2-Dichloroethane	ND		ug/L	5.0	10	2	EPA 8260C	01/02/2015 08:38	01/02/2015 14:05	BK
78-87-5	1,2-Dichloropropane	ND		ug/L	5.0	10	2	EPA 8260C	01/02/2015 08:38	01/02/2015 14:05	BK
541-73-1	1,3-Dichlorobenzene	ND		ug/L	5.0	10	2	EPA 8260C	01/02/2015 08:38	01/02/2015 14:05	BK
142-28-9	1,3-Dichloropropane	ND		ug/L	5.0	10	2	EPA 8260C	01/02/2015 08:38	01/02/2015 14:05	BK
106-46-7	1,4-Dichlorobenzene	ND		ug/L	5.0	10	2	EPA 8260C	01/02/2015 08:38	01/02/2015 14:05	BK
594-20-7	2,2-Dichloropropane	ND		ug/L	5.0	10	2	EPA 8260C	01/02/2015 08:38	01/02/2015 14:05	BK
95-49-8	2-Chlorotoluene	ND		ug/L	5.0	10	2	EPA 8260C	01/02/2015 08:38	01/02/2015 14:05	BK
106-43-4	4-Chlorotoluene	ND		ug/L	5.0	10	2	EPA 8260C	01/02/2015 08:38	01/02/2015 14:05	BK

Sample Information

Client Sample ID: **EW-12** **York Sample ID:** **14L0872-06**

York Project (SDG) No.	Client Project ID	Matrix	Collection Date/Time	Date Received
14L0872	SNYGEN	Water	December 22, 2014 11:35 am	12/22/2014

Volatile Organics, 8260 Halogenated List

Log-in Notes: **Sample Notes:**

Sample Prepared by Method: EPA 5030B

CAS No.	Parameter	Result	Flag	Units	Reported to LOD/MDL	LOQ	Dilution	Reference Method	Date/Time Prepared	Date/Time Analyzed	Analyst
108-86-1	Bromobenzene	ND		ug/L	5.0	10	2	EPA 8260C	01/02/2015 08:38	01/02/2015 14:05	BK
74-97-5	Bromochloromethane	ND		ug/L	5.0	10	2	EPA 8260C	01/02/2015 08:38	01/02/2015 14:05	BK
75-27-4	Bromodichloromethane	ND		ug/L	5.0	10	2	EPA 8260C	01/02/2015 08:38	01/02/2015 14:05	BK
75-25-2	Bromoform	ND		ug/L	5.0	10	2	EPA 8260C	01/02/2015 08:38	01/02/2015 14:05	BK
74-83-9	Bromomethane	ND		ug/L	5.0	10	2	EPA 8260C	01/02/2015 08:38	01/02/2015 14:05	BK
56-23-5	**Carbon tetrachloride**	**260**		ug/L	5.0	10	2	EPA 8260C	01/02/2015 08:38	01/02/2015 14:05	BK
108-90-7	Chlorobenzene	ND		ug/L	5.0	10	2	EPA 8260C	01/02/2015 08:38	01/02/2015 14:05	BK
75-00-3	Chloroethane	ND		ug/L	5.0	10	2	EPA 8260C	01/02/2015 08:38	01/02/2015 14:05	BK
67-66-3	**Chloroform**	**7.7**	J	ug/L	5.0	10	2	EPA 8260C	01/02/2015 08:38	01/02/2015 14:05	BK
74-87-3	Chloromethane	ND		ug/L	5.0	10	2	EPA 8260C	01/02/2015 08:38	01/02/2015 14:05	BK
156-59-2	cis-1,2-Dichloroethylene	ND		ug/L	5.0	10	2	EPA 8260C	01/02/2015 08:38	01/02/2015 14:05	BK
10061-01-5	cis-1,3-Dichloropropylene	ND		ug/L	5.0	10	2	EPA 8260C	01/02/2015 08:38	01/02/2015 14:05	BK
124-48-1	Dibromochloromethane	ND		ug/L	5.0	10	2	EPA 8260C	01/02/2015 08:38	01/02/2015 14:05	BK
74-95-3	Dibromomethane	ND		ug/L	5.0	10	2	EPA 8260C	01/02/2015 08:38	01/02/2015 14:05	BK
75-71-8	Dichlorodifluoromethane	ND		ug/L	5.0	10	2	EPA 8260C	01/02/2015 08:38	01/02/2015 14:05	BK
87-68-3	Hexachlorobutadiene	ND		ug/L	5.0	10	2	EPA 8260C	01/02/2015 08:38	01/02/2015 14:05	BK
75-09-2	Methylene chloride	ND		ug/L	5.0	20	2	EPA 8260C	01/02/2015 08:38	01/02/2015 14:05	BK
127-18-4	Tetrachloroethylene	ND		ug/L	5.0	10	2	EPA 8260C	01/02/2015 08:38	01/02/2015 14:05	BK
156-60-5	trans-1,2-Dichloroethylene	ND		ug/L	5.0	10	2	EPA 8260C	01/02/2015 08:38	01/02/2015 14:05	BK
10061-02-6	trans-1,3-Dichloropropylene	ND		ug/L	5.0	10	2	EPA 8260C	01/02/2015 08:38	01/02/2015 14:05	BK
79-01-6	Trichloroethylene	ND		ug/L	5.0	10	2	EPA 8260C	01/02/2015 08:38	01/02/2015 14:05	BK
75-69-4	Trichlorofluoromethane	ND		ug/L	5.0	10	2	EPA 8260C	01/02/2015 08:38	01/02/2015 14:05	BK
75-01-4	Vinyl Chloride	ND		ug/L	5.0	10	2	EPA 8260C	01/02/2015 08:38	01/02/2015 14:05	BK

	Surrogate Recoveries	Result	Acceptance Range
17060-07-0	*Surrogate: 1,2-Dichloroethane-d4*	*92.8 %*	*65-135*
460-00-4	*Surrogate: p-Bromofluorobenzene*	*92.0 %*	*81-114*
2037-26-5	*Surrogate: Toluene-d8*	*104 %*	*86-118*

Sample Information

Client Sample ID: **EW-12** **York Sample ID:** **14L0872-06**

York Project (SDG) No.	Client Project ID	Matrix	Collection Date/Time	Date Received
14L0872	SNYGEN	Water	December 22, 2014 11:35 am	12/22/2014

Methane **Log-in Notes:** **Sample Notes:**

Sample Prepared by Method: Preparation for GC Analysis

CAS No.	Parameter	Result	Flag	Units	LOD/MDL	Reported to LOQ	Dilution	Reference Method	Date/Time Prepared	Date/Time Analyzed	Analyst
74-82-8	*** Methane**	**12**		ug/L	10	10	1	GC/Headspace	12/30/2014 08:30	12/30/2014 15:26	JW

Sample Information

Client Sample ID: **EW-14** **York Sample ID:** **14L0872-07**

York Project (SDG) No.	Client Project ID	Matrix	Collection Date/Time	Date Received
14L0872	SNYGEN	Water	December 22, 2014 1:40 pm	12/22/2014

Volatile Organics, 8260 Halogenated List **Log-in Notes:** **Sample Notes:**

Sample Prepared by Method: EPA 5030B

CAS No.	Parameter	Result	Flag	Units	Reported to LOD/MDL	LOQ	Dilution	Reference Method	Date/Time Prepared	Date/Time Analyzed	Analyst
630-20-6	1,1,1,2-Tetrachloroethane	ND		ug/L	25	50	10	EPA 8260C	01/02/2015 08:38	01/02/2015 14:49	BK
71-55-6	**1,1,1-Trichloroethane**	**1300**		ug/L	25	50	10	EPA 8260C	01/02/2015 08:38	01/02/2015 14:49	BK
79-34-5	1,1,2,2-Tetrachloroethane	ND		ug/L	25	50	10	EPA 8260C	01/02/2015 08:38	01/02/2015 14:49	BK
76-13-1	1,1,2-Trichloro-1,2,2-trifluoroethane (Freon 113)	ND		ug/L	25	50	10	EPA 8260C	01/02/2015 08:38	01/02/2015 14:49	BK
79-00-5	1,1,2-Trichloroethane	ND		ug/L	25	50	10	EPA 8260C	01/02/2015 08:38	01/02/2015 14:49	BK
75-34-3	1,1-Dichloroethane	ND		ug/L	25	50	10	EPA 8260C	01/02/2015 08:38	01/02/2015 14:49	BK
75-35-4	1,1-Dichloroethylene	ND		ug/L	25	50	10	EPA 8260C	01/02/2015 08:38	01/02/2015 14:49	BK
563-58-6	1,1-Dichloropropylene	ND		ug/L	25	50	10	EPA 8260C	01/02/2015 08:38	01/02/2015 14:49	BK
87-61-6	1,2,3-Trichlorobenzene	ND		ug/L	25	50	10	EPA 8260C	01/02/2015 08:38	01/02/2015 14:49	BK
96-18-4	1,2,3-Trichloropropane	ND		ug/L	25	50	10	EPA 8260C	01/02/2015 08:38	01/02/2015 14:49	BK
120-82-1	1,2,4-Trichlorobenzene	ND		ug/L	25	50	10	EPA 8260C	01/02/2015 08:38	01/02/2015 14:49	BK
96-12-8	1,2-Dibromo-3-chloropropane	ND		ug/L	25	50	10	EPA 8260C	01/02/2015 08:38	01/02/2015 14:49	BK
106-93-4	1,2-Dibromoethane	ND		ug/L	25	50	10	EPA 8260C	01/02/2015 08:38	01/02/2015 14:49	BK
95-50-1	1,2-Dichlorobenzene	ND		ug/L	25	50	10	EPA 8260C	01/02/2015 08:38	01/02/2015 14:49	BK
107-06-2	1,2-Dichloroethane	ND		ug/L	25	50	10	EPA 8260C	01/02/2015 08:38	01/02/2015 14:49	BK
78-87-5	1,2-Dichloropropane	ND		ug/L	25	50	10	EPA 8260C	01/02/2015 08:38	01/02/2015 14:49	BK
541-73-1	1,3-Dichlorobenzene	ND		ug/L	25	50	10	EPA 8260C	01/02/2015 08:38	01/02/2015 14:49	BK
142-28-9	1,3-Dichloropropane	ND		ug/L	25	50	10	EPA 8260C	01/02/2015 08:38	01/02/2015 14:49	BK
106-46-7	1,4-Dichlorobenzene	ND		ug/L	25	50	10	EPA 8260C	01/02/2015 08:38	01/02/2015 14:49	BK
594-20-7	2,2-Dichloropropane	ND		ug/L	25	50	10	EPA 8260C	01/02/2015 08:38	01/02/2015 14:49	BK
95-49-8	2-Chlorotoluene	ND		ug/L	25	50	10	EPA 8260C	01/02/2015 08:38	01/02/2015 14:49	BK
106-43-4	4-Chlorotoluene	ND		ug/L	25	50	10	EPA 8260C	01/02/2015 08:38	01/02/2015 14:49	BK

Sample Information

Client Sample ID: **EW-14** **York Sample ID:** **14L0872-07**

York Project (SDG) No.	Client Project ID	Matrix	Collection Date/Time	Date Received
14L0872	SNYGEN	Water	December 22, 2014 1:40 pm	12/22/2014

Volatile Organics, 8260 Halogenated List

Log-in Notes: **Sample Notes:**

Sample Prepared by Method: EPA 5030B

CAS No.	Parameter	Result	Flag	Units	Reported to LOD/MDL	LOQ	Dilution	Reference Method	Date/Time Prepared	Date/Time Analyzed	Analyst
108-86-1	Bromobenzene	ND		ug/L	25	50	10	EPA 8260C	01/02/2015 08:38	01/02/2015 14:49	BK
74-97-5	Bromochloromethane	ND		ug/L	25	50	10	EPA 8260C	01/02/2015 08:38	01/02/2015 14:49	BK
75-27-4	Bromodichloromethane	ND		ug/L	25	50	10	EPA 8260C	01/02/2015 08:38	01/02/2015 14:49	BK
75-25-2	Bromoform	ND		ug/L	25	50	10	EPA 8260C	01/02/2015 08:38	01/02/2015 14:49	BK
74-83-9	Bromomethane	ND		ug/L	25	50	10	EPA 8260C	01/02/2015 08:38	01/02/2015 14:49	BK
56-23-5	**Carbon tetrachloride**	**820**		ug/L	25	50	10	EPA 8260C	01/02/2015 08:38	01/02/2015 14:49	BK
108-90-7	Chlorobenzene	ND		ug/L	25	50	10	EPA 8260C	01/02/2015 08:38	01/02/2015 14:49	BK
75-00-3	Chloroethane	ND		ug/L	25	50	10	EPA 8260C	01/02/2015 08:38	01/02/2015 14:49	BK
67-66-3	Chloroform	ND		ug/L	25	50	10	EPA 8260C	01/02/2015 08:38	01/02/2015 14:49	BK
74-87-3	Chloromethane	ND		ug/L	25	50	10	EPA 8260C	01/02/2015 08:38	01/02/2015 14:49	BK
156-59-2	cis-1,2-Dichloroethylene	ND		ug/L	25	50	10	EPA 8260C	01/02/2015 08:38	01/02/2015 14:49	BK
10061-01-5	cis-1,3-Dichloropropylene	ND		ug/L	25	50	10	EPA 8260C	01/02/2015 08:38	01/02/2015 14:49	BK
124-48-1	Dibromochloromethane	ND		ug/L	25	50	10	EPA 8260C	01/02/2015 08:38	01/02/2015 14:49	BK
74-95-3	Dibromomethane	ND		ug/L	25	50	10	EPA 8260C	01/02/2015 08:38	01/02/2015 14:49	BK
75-71-8	Dichlorodifluoromethane	ND		ug/L	25	50	10	EPA 8260C	01/02/2015 08:38	01/02/2015 14:49	BK
87-68-3	Hexachlorobutadiene	ND		ug/L	25	50	10	EPA 8260C	01/02/2015 08:38	01/02/2015 14:49	BK
75-09-2	Methylene chloride	ND		ug/L	25	100	10	EPA 8260C	01/02/2015 08:38	01/02/2015 14:49	BK
127-18-4	Tetrachloroethylene	ND		ug/L	25	50	10	EPA 8260C	01/02/2015 08:38	01/02/2015 14:49	BK
156-60-5	trans-1,2-Dichloroethylene	ND		ug/L	25	50	10	EPA 8260C	01/02/2015 08:38	01/02/2015 14:49	BK
10061-02-6	trans-1,3-Dichloropropylene	ND		ug/L	25	50	10	EPA 8260C	01/02/2015 08:38	01/02/2015 14:49	BK
79-01-6	Trichloroethylene	ND		ug/L	25	50	10	EPA 8260C	01/02/2015 08:38	01/02/2015 14:49	BK
75-69-4	Trichlorofluoromethane	ND		ug/L	25	50	10	EPA 8260C	01/02/2015 08:38	01/02/2015 14:49	BK
75-01-4	Vinyl Chloride	ND		ug/L	25	50	10	EPA 8260C	01/02/2015 08:38	01/02/2015 14:49	BK

	Surrogate Recoveries	Result	Acceptance Range
17060-07-0	*Surrogate: 1,2-Dichloroethane-d4*	*97.9 %*	*65-135*
460-00-4	*Surrogate: p-Bromofluorobenzene*	*92.3 %*	*81-114*
2037-26-5	*Surrogate: Toluene-d8*	*101 %*	*86-118*

Sample Information

Client Sample ID: **EW-14** **York Sample ID:** **14L0872-07**

York Project (SDG) No.	Client Project ID	Matrix	Collection Date/Time	Date Received
14L0872	SNYGEN	Water	December 22, 2014 1:40 pm	12/22/2014

Methane **Log-in Notes:** **Sample Notes:**

Sample Prepared by Method: Preparation for GC Analysis

CAS No.	Parameter	Result	Flag	Units	LOD/MDL	Reported to LOQ	Dilution	Reference Method	Date/Time Prepared	Date/Time Analyzed	Analyst
74-82-8	*** Methane**	**31**		ug/L	10	10	1	GC/Headspace	12/30/2014 08:30	12/30/2014 15:26	JW

Sample Information

Client Sample ID: **EW-15** **York Sample ID:** **14L0872-08**

York Project (SDG) No.	Client Project ID	Matrix	Collection Date/Time	Date Received
14L0872	SNYGEN	Water	December 22, 2014 1:05 pm	12/22/2014

Volatile Organics, 8260 Halogenated List **Log-in Notes:** **Sample Notes:**

Sample Prepared by Method: EPA 5030B

CAS No.	Parameter	Result	Flag	Units	Reported to LOD/MDL	LOQ	Dilution	Reference Method	Date/Time Prepared	Date/Time Analyzed	Analyst
630-20-6	1,1,1,2-Tetrachloroethane	ND		ug/L	250	500	100	EPA 8260C	01/02/2015 08:38	01/02/2015 16:41	BK
71-55-6	**1,1,1-Trichloroethane**	**2900**		ug/L	250	500	100	EPA 8260C	01/02/2015 08:38	01/02/2015 16:41	BK
79-34-5	1,1,2,2-Tetrachloroethane	ND		ug/L	250	500	100	EPA 8260C	01/02/2015 08:38	01/02/2015 16:41	BK
76-13-1	1,1,2-Trichloro-1,2,2-trifluoroethane (Freon 113)	ND		ug/L	250	500	100	EPA 8260C	01/02/2015 08:38	01/02/2015 16:41	BK
79-00-5	1,1,2-Trichloroethane	ND		ug/L	250	500	100	EPA 8260C	01/02/2015 08:38	01/02/2015 16:41	BK
75-34-3	1,1-Dichloroethane	ND		ug/L	250	500	100	EPA 8260C	01/02/2015 08:38	01/02/2015 16:41	BK
75-35-4	1,1-Dichloroethylene	ND		ug/L	250	500	100	EPA 8260C	01/02/2015 08:38	01/02/2015 16:41	BK
563-58-6	1,1-Dichloropropylene	ND		ug/L	250	500	100	EPA 8260C	01/02/2015 08:38	01/02/2015 16:41	BK
87-61-6	1,2,3-Trichlorobenzene	ND		ug/L	250	500	100	EPA 8260C	01/02/2015 08:38	01/02/2015 16:41	BK
96-18-4	1,2,3-Trichloropropane	ND		ug/L	250	500	100	EPA 8260C	01/02/2015 08:38	01/02/2015 16:41	BK
120-82-1	1,2,4-Trichlorobenzene	ND		ug/L	250	500	100	EPA 8260C	01/02/2015 08:38	01/02/2015 16:41	BK
96-12-8	1,2-Dibromo-3-chloropropane	ND		ug/L	250	500	100	EPA 8260C	01/02/2015 08:38	01/02/2015 16:41	BK
106-93-4	1,2-Dibromoethane	ND		ug/L	250	500	100	EPA 8260C	01/02/2015 08:38	01/02/2015 16:41	BK
95-50-1	1,2-Dichlorobenzene	ND		ug/L	250	500	100	EPA 8260C	01/02/2015 08:38	01/02/2015 16:41	BK
107-06-2	1,2-Dichloroethane	ND		ug/L	250	500	100	EPA 8260C	01/02/2015 08:38	01/02/2015 16:41	BK
78-87-5	1,2-Dichloropropane	ND		ug/L	250	500	100	EPA 8260C	01/02/2015 08:38	01/02/2015 16:41	BK
541-73-1	1,3-Dichlorobenzene	ND		ug/L	250	500	100	EPA 8260C	01/02/2015 08:38	01/02/2015 16:41	BK
142-28-9	1,3-Dichloropropane	ND		ug/L	250	500	100	EPA 8260C	01/02/2015 08:38	01/02/2015 16:41	BK
106-46-7	1,4-Dichlorobenzene	ND		ug/L	250	500	100	EPA 8260C	01/02/2015 08:38	01/02/2015 16:41	BK
594-20-7	2,2-Dichloropropane	ND		ug/L	250	500	100	EPA 8260C	01/02/2015 08:38	01/02/2015 16:41	BK
95-49-8	2-Chlorotoluene	ND		ug/L	250	500	100	EPA 8260C	01/02/2015 08:38	01/02/2015 16:41	BK
106-43-4	4-Chlorotoluene	ND		ug/L	250	500	100	EPA 8260C	01/02/2015 08:38	01/02/2015 16:41	BK

Sample Information

Client Sample ID: **EW-15** **York Sample ID:** **14L0872-08**

York Project (SDG) No.	Client Project ID	Matrix	Collection Date/Time	Date Received
14L0872	SNYGEN	Water	December 22, 2014 1:05 pm	12/22/2014

Volatile Organics, 8260 Halogenated List

Log-in Notes: **Sample Notes:**

Sample Prepared by Method: EPA 5030B

CAS No.	Parameter	Result	Flag	Units	Reported to LOD/MDL	LOQ	Dilution	Reference Method	Date/Time Prepared	Date/Time Analyzed	Analyst
108-86-1	Bromobenzene	ND		ug/L	250	500	100	EPA 8260C	01/02/2015 08:38	01/02/2015 16:41	BK
74-97-5	Bromochloromethane	ND		ug/L	250	500	100	EPA 8260C	01/02/2015 08:38	01/02/2015 16:41	BK
75-27-4	Bromodichloromethane	ND		ug/L	250	500	100	EPA 8260C	01/02/2015 08:38	01/02/2015 16:41	BK
75-25-2	Bromoform	ND		ug/L	250	500	100	EPA 8260C	01/02/2015 08:38	01/02/2015 16:41	BK
74-83-9	Bromomethane	ND		ug/L	250	500	100	EPA 8260C	01/02/2015 08:38	01/02/2015 16:41	BK
56-23-5	**Carbon tetrachloride**	**7700**		ug/L	250	500	100	EPA 8260C	01/02/2015 08:38	01/02/2015 16:41	BK
108-90-7	Chlorobenzene	ND		ug/L	250	500	100	EPA 8260C	01/02/2015 08:38	01/02/2015 16:41	BK
75-00-3	Chloroethane	ND		ug/L	250	500	100	EPA 8260C	01/02/2015 08:38	01/02/2015 16:41	BK
67-66-3	Chloroform	ND		ug/L	250	500	100	EPA 8260C	01/02/2015 08:38	01/02/2015 16:41	BK
74-87-3	Chloromethane	ND		ug/L	250	500	100	EPA 8260C	01/02/2015 08:38	01/02/2015 16:41	BK
156-59-2	cis-1,2-Dichloroethylene	ND		ug/L	250	500	100	EPA 8260C	01/02/2015 08:38	01/02/2015 16:41	BK
10061-01-5	cis-1,3-Dichloropropylene	ND		ug/L	250	500	100	EPA 8260C	01/02/2015 08:38	01/02/2015 16:41	BK
124-48-1	Dibromochloromethane	ND		ug/L	250	500	100	EPA 8260C	01/02/2015 08:38	01/02/2015 16:41	BK
74-95-3	Dibromomethane	ND		ug/L	250	500	100	EPA 8260C	01/02/2015 08:38	01/02/2015 16:41	BK
75-71-8	Dichlorodifluoromethane	ND		ug/L	250	500	100	EPA 8260C	01/02/2015 08:38	01/02/2015 16:41	BK
87-68-3	Hexachlorobutadiene	ND		ug/L	250	500	100	EPA 8260C	01/02/2015 08:38	01/02/2015 16:41	BK
75-09-2	Methylene chloride	ND		ug/L	250	1000	100	EPA 8260C	01/02/2015 08:38	01/02/2015 16:41	BK
127-18-4	Tetrachloroethylene	ND		ug/L	250	500	100	EPA 8260C	01/02/2015 08:38	01/02/2015 16:41	BK
156-60-5	trans-1,2-Dichloroethylene	ND		ug/L	250	500	100	EPA 8260C	01/02/2015 08:38	01/02/2015 16:41	BK
10061-02-6	trans-1,3-Dichloropropylene	ND		ug/L	250	500	100	EPA 8260C	01/02/2015 08:38	01/02/2015 16:41	BK
79-01-6	Trichloroethylene	ND		ug/L	250	500	100	EPA 8260C	01/02/2015 08:38	01/02/2015 16:41	BK
75-69-4	Trichlorofluoromethane	ND		ug/L	250	500	100	EPA 8260C	01/02/2015 08:38	01/02/2015 16:41	BK
75-01-4	Vinyl Chloride	ND		ug/L	250	500	100	EPA 8260C	01/02/2015 08:38	01/02/2015 16:41	BK

	Surrogate Recoveries	Result	Acceptance Range
17060-07-0	*Surrogate: 1,2-Dichloroethane-d4*	*107 %*	*65-135*
460-00-4	*Surrogate: p-Bromofluorobenzene*	*110 %*	*81-114*
2037-26-5	*Surrogate: Toluene-d8*	*101 %*	*86-118*

Sample Information

Client Sample ID: **EW-15** **York Sample ID:** **14L0872-08**

York Project (SDG) No.	Client Project ID	Matrix	Collection Date/Time	Date Received
14L0872	SNYGEN	Water	December 22, 2014 1:05 pm	12/22/2014

Methane **Log-in Notes:** **Sample Notes:**

Sample Prepared by Method: Preparation for GC Analysis

CAS No.	Parameter	Result	Flag	Units	LOD/MDL	Reported to LOQ	Dilution	Reference Method	Date/Time Prepared	Date/Time Analyzed	Analyst
74-82-8	* Methane	ND		ug/L	10	10	1	GC/Headspace	12/30/2014 08:30	12/30/2014 15:26	JW

Sample Information

Client Sample ID: **MW-12** **York Sample ID:** **14L0872-09**

York Project (SDG) No.	Client Project ID	Matrix	Collection Date/Time	Date Received
14L0872	SNYGEN	Water	December 22, 2014 9:15 am	12/22/2014

Volatile Organics, 8260 Halogenated List **Log-in Notes:** **Sample Notes:**

Sample Prepared by Method: EPA 5030B

CAS No.	Parameter	Result	Flag	Units	Reported to LOD/MDL	LOQ	Dilution	Reference Method	Date/Time Prepared	Date/Time Analyzed	Analyst
630-20-6	1,1,1,2-Tetrachloroethane	ND		ug/L	2.5	5.0	1	EPA 8260C	12/31/2014 08:57	12/31/2014 20:16	BK
71-55-6	1,1,1-Trichloroethane	ND		ug/L	2.5	5.0	1	EPA 8260C	12/31/2014 08:57	12/31/2014 20:16	BK
79-34-5	1,1,2,2-Tetrachloroethane	ND		ug/L	2.5	5.0	1	EPA 8260C	12/31/2014 08:57	12/31/2014 20:16	BK
76-13-1	1,1,2-Trichloro-1,2,2-trifluoroethane (Freon 113)	ND		ug/L	2.5	5.0	1	EPA 8260C	12/31/2014 08:57	12/31/2014 20:16	BK
79-00-5	1,1,2-Trichloroethane	ND		ug/L	2.5	5.0	1	EPA 8260C	12/31/2014 08:57	12/31/2014 20:16	BK
75-34-3	1,1-Dichloroethane	ND		ug/L	2.5	5.0	1	EPA 8260C	12/31/2014 08:57	12/31/2014 20:16	BK
75-35-4	1,1-Dichloroethylene	ND		ug/L	2.5	5.0	1	EPA 8260C	12/31/2014 08:57	12/31/2014 20:16	BK
563-58-6	1,1-Dichloropropylene	ND		ug/L	2.5	5.0	1	EPA 8260C	12/31/2014 08:57	12/31/2014 20:16	BK
87-61-6	1,2,3-Trichlorobenzene	ND		ug/L	2.5	5.0	1	EPA 8260C	12/31/2014 08:57	12/31/2014 20:16	BK
96-18-4	1,2,3-Trichloropropane	ND		ug/L	2.5	5.0	1	EPA 8260C	12/31/2014 08:57	12/31/2014 20:16	BK
120-82-1	1,2,4-Trichlorobenzene	ND		ug/L	2.5	5.0	1	EPA 8260C	12/31/2014 08:57	12/31/2014 20:16	BK
96-12-8	1,2-Dibromo-3-chloropropane	ND		ug/L	2.5	5.0	1	EPA 8260C	12/31/2014 08:57	12/31/2014 20:16	BK
106-93-4	1,2-Dibromoethane	ND		ug/L	2.5	5.0	1	EPA 8260C	12/31/2014 08:57	12/31/2014 20:16	BK
95-50-1	1,2-Dichlorobenzene	ND		ug/L	2.5	5.0	1	EPA 8260C	12/31/2014 08:57	12/31/2014 20:16	BK
107-06-2	1,2-Dichloroethane	ND		ug/L	2.5	5.0	1	EPA 8260C	12/31/2014 08:57	12/31/2014 20:16	BK
78-87-5	1,2-Dichloropropane	ND		ug/L	2.5	5.0	1	EPA 8260C	12/31/2014 08:57	12/31/2014 20:16	BK
541-73-1	1,3-Dichlorobenzene	ND		ug/L	2.5	5.0	1	EPA 8260C	12/31/2014 08:57	12/31/2014 20:16	BK
142-28-9	1,3-Dichloropropane	ND		ug/L	2.5	5.0	1	EPA 8260C	12/31/2014 08:57	12/31/2014 20:16	BK
106-46-7	1,4-Dichlorobenzene	ND		ug/L	2.5	5.0	1	EPA 8260C	12/31/2014 08:57	12/31/2014 20:16	BK
594-20-7	2,2-Dichloropropane	ND		ug/L	2.5	5.0	1	EPA 8260C	12/31/2014 08:57	12/31/2014 20:16	BK
95-49-8	2-Chlorotoluene	ND		ug/L	2.5	5.0	1	EPA 8260C	12/31/2014 08:57	12/31/2014 20:16	BK
106-43-4	4-Chlorotoluene	ND		ug/L	2.5	5.0	1	EPA 8260C	12/31/2014 08:57	12/31/2014 20:16	BK

Sample Information

Client Sample ID: **MW-12** **York Sample ID:** **14L0872-09**

York Project (SDG) No.	Client Project ID	Matrix	Collection Date/Time	Date Received
14L0872	SNYGEN	Water	December 22, 2014 9:15 am	12/22/2014

Volatile Organics, 8260 Halogenated List

Log-in Notes: **Sample Notes:**

Sample Prepared by Method: EPA 5030B

CAS No.	Parameter	Result	Flag	Units	Reported to LOD/MDL	LOQ	Dilution	Reference Method	Date/Time Prepared	Date/Time Analyzed	Analyst
108-86-1	Bromobenzene	ND		ug/L	2.5	5.0	1	EPA 8260C	12/31/2014 08:57	12/31/2014 20:16	BK
74-97-5	Bromochloromethane	ND		ug/L	2.5	5.0	1	EPA 8260C	12/31/2014 08:57	12/31/2014 20:16	BK
75-27-4	Bromodichloromethane	ND		ug/L	2.5	5.0	1	EPA 8260C	12/31/2014 08:57	12/31/2014 20:16	BK
75-25-2	Bromoform	ND		ug/L	2.5	5.0	1	EPA 8260C	12/31/2014 08:57	12/31/2014 20:16	BK
74-83-9	Bromomethane	ND		ug/L	2.5	5.0	1	EPA 8260C	12/31/2014 08:57	12/31/2014 20:16	BK
56-23-5	Carbon tetrachloride	ND		ug/L	2.5	5.0	1	EPA 8260C	12/31/2014 08:57	12/31/2014 20:16	BK
108-90-7	Chlorobenzene	ND		ug/L	2.5	5.0	1	EPA 8260C	12/31/2014 08:57	12/31/2014 20:16	BK
75-00-3	Chloroethane	ND		ug/L	2.5	5.0	1	EPA 8260C	12/31/2014 08:57	12/31/2014 20:16	BK
67-66-3	Chloroform	ND		ug/L	2.5	5.0	1	EPA 8260C	12/31/2014 08:57	12/31/2014 20:16	BK
74-87-3	Chloromethane	ND		ug/L	2.5	5.0	1	EPA 8260C	12/31/2014 08:57	12/31/2014 20:16	BK
156-59-2	cis-1,2-Dichloroethylene	ND		ug/L	2.5	5.0	1	EPA 8260C	12/31/2014 08:57	12/31/2014 20:16	BK
10061-01-5	cis-1,3-Dichloropropylene	ND		ug/L	2.5	5.0	1	EPA 8260C	12/31/2014 08:57	12/31/2014 20:16	BK
124-48-1	Dibromochloromethane	ND		ug/L	2.5	5.0	1	EPA 8260C	12/31/2014 08:57	12/31/2014 20:16	BK
74-95-3	Dibromomethane	ND		ug/L	2.5	5.0	1	EPA 8260C	12/31/2014 08:57	12/31/2014 20:16	BK
75-71-8	Dichlorodifluoromethane	ND		ug/L	2.5	5.0	1	EPA 8260C	12/31/2014 08:57	12/31/2014 20:16	BK
87-68-3	Hexachlorobutadiene	ND		ug/L	2.5	5.0	1	EPA 8260C	12/31/2014 08:57	12/31/2014 20:16	BK
75-09-2	Methylene chloride	ND		ug/L	2.5	10	1	EPA 8260C	12/31/2014 08:57	12/31/2014 20:16	BK
127-18-4	Tetrachloroethylene	ND		ug/L	2.5	5.0	1	EPA 8260C	12/31/2014 08:57	12/31/2014 20:16	BK
156-60-5	trans-1,2-Dichloroethylene	ND		ug/L	2.5	5.0	1	EPA 8260C	12/31/2014 08:57	12/31/2014 20:16	BK
10061-02-6	trans-1,3-Dichloropropylene	ND		ug/L	2.5	5.0	1	EPA 8260C	12/31/2014 08:57	12/31/2014 20:16	BK
79-01-6	Trichloroethylene	ND		ug/L	2.5	5.0	1	EPA 8260C	12/31/2014 08:57	12/31/2014 20:16	BK
75-69-4	Trichlorofluoromethane	ND		ug/L	2.5	5.0	1	EPA 8260C	12/31/2014 08:57	12/31/2014 20:16	BK
75-01-4	Vinyl Chloride	ND		ug/L	2.5	5.0	1	EPA 8260C	12/31/2014 08:57	12/31/2014 20:16	BK

	Surrogate Recoveries	Result	Acceptance Range
17060-07-0	*Surrogate: 1,2-Dichloroethane-d4*	*103 %*	*65-135*
460-00-4	*Surrogate: p-Bromofluorobenzene*	*107 %*	*81-114*
2037-26-5	*Surrogate: Toluene-d8*	*104 %*	*86-118*

Sample Information

Client Sample ID: **MW-12** **York Sample ID:** **14L0872-09**

York Project (SDG) No.	Client Project ID	Matrix	Collection Date/Time	Date Received
14L0872	SNYGEN	Water	December 22, 2014 9:15 am	12/22/2014

Methane, Ethane & Ethylene

Log-in Notes: **Sample Notes:**

Sample Prepared by Method: Preparation for GC Analysis

CAS No.	Parameter	Result	Flag	Units	LOD/MDL	Reported to LOQ	Dilution	Reference Method	Date/Time Prepared	Date/Time Analyzed	Analyst
74-82-8	*** Methane**	**300**		ug/L	10	10	1	GC/Headspace	12/30/2014 08:30	12/30/2014 15:26	JW
74-84-0	* Ethane	ND		ug/L	10	10	1	GC/Headspace	12/30/2014 08:30	12/30/2014 15:26	JW
74-85-1	* Ethylene (Ethene)	ND		ug/L	10	10	1	GC/Headspace	12/30/2014 08:30	12/30/2014 15:26	JW

Arsenic by EPA 6010

Log-in Notes: **Sample Notes:**

Sample Prepared by Method: EPA 3010A

CAS No.	Parameter	Result	Flag	Units	LOD/MDL	Reported to LOQ	Dilution	Reference Method	Date/Time Prepared	Date/Time Analyzed	Analyst
7440-38-2	Arsenic	ND		mg/L	0.00400	0.00400	1	EPA 6010C	12/23/2014 15:11	12/23/2014 22:33	MW

Barium by EPA 6010

Log-in Notes: **Sample Notes:**

Sample Prepared by Method: EPA 3010A

CAS No.	Parameter	Result	Flag	Units	LOD/MDL	Reported to LOQ	Dilution	Reference Method	Date/Time Prepared	Date/Time Analyzed	Analyst
7440-39-3	**Barium**	**0.129**		mg/L	0.0100	0.0100	1	EPA 6010C	12/23/2014 15:11	12/23/2014 22:33	MW

Cadmium by EPA 6010

Log-in Notes: **Sample Notes:**

Sample Prepared by Method: EPA 3010A

CAS No.	Parameter	Result	Flag	Units	LOD/MDL	Reported to LOQ	Dilution	Reference Method	Date/Time Prepared	Date/Time Analyzed	Analyst
7440-43-9	Cadmium	ND		mg/L	0.00300	0.00300	1	EPA 6010C	12/23/2014 15:11	12/23/2014 22:33	MW

Chromium by EPA 6010

Log-in Notes: **Sample Notes:**

Sample Prepared by Method: EPA 3010A

CAS No.	Parameter	Result	Flag	Units	LOD/MDL	Reported to LOQ	Dilution	Reference Method	Date/Time Prepared	Date/Time Analyzed	Analyst
7440-47-3	**Chromium**	**0.0368**		mg/L	0.00500	0.00500	1	EPA 6010C	12/23/2014 15:11	12/23/2014 22:33	MW

Copper by EPA 6010

Log-in Notes: **Sample Notes:**

Sample Prepared by Method: EPA 3010A

CAS No.	Parameter	Result	Flag	Units	LOD/MDL	Reported to LOQ	Dilution	Reference Method	Date/Time Prepared	Date/Time Analyzed	Analyst
7440-50-8	**Copper**	**0.0308**		mg/L	0.00300	0.00300	1	EPA 6010C	12/23/2014 15:11	12/23/2014 22:33	MW

Lead by EPA 6010

Log-in Notes: **Sample Notes:**

Sample Prepared by Method: EPA 3010A

CAS No.	Parameter	Result	Flag	Units	LOD/MDL	Reported to LOQ	Dilution	Reference Method	Date/Time Prepared	Date/Time Analyzed	Analyst
7439-92-1	Lead	ND		mg/L	0.00300	0.00300	1	EPA 6010C	12/23/2014 15:11	12/23/2014 22:33	MW

Selenium by EPA 6010

Log-in Notes: **Sample Notes:**

Sample Information

Client Sample ID: **MW-12** **York Sample ID:** **14L0872-09**

York Project (SDG) No.	Client Project ID	Matrix	Collection Date/Time	Date Received
14L0872	SNYGEN	Water	December 22, 2014 9:15 am	12/22/2014

Sample Prepared by Method: EPA 3010A

CAS No.	Parameter	Result	Flag	Units	LOD/MDL	Reported to LOQ	Dilution	Reference Method	Date/Time Prepared	Date/Time Analyzed	Analyst
7782-49-2	Selenium	ND		mg/L	0.0100	0.0100	1	EPA 6010C	12/23/2014 15:11	12/23/2014 22:33	MW

Chloride

Log-in Notes: **Sample Notes:**

Sample Prepared by Method: EPA 300

CAS No.	Parameter	Result	Flag	Units	LOD/MDL	Reported to LOQ	Dilution	Reference Method	Date/Time Prepared	Date/Time Analyzed	Analyst
16887-00-6	**Chloride**	**1560**		mg/L	3.45	25.0	50	EPA 300.0	12/25/2014 06:31	12/25/2014 06:31	KK

Chromium, Hexavalent

Log-in Notes: **Sample Notes:**

Sample Prepared by Method: Analysis Preparation

CAS No.	Parameter	Result	Flag	Units	LOD/MDL	Reported to LOQ	Dilution	Reference Method	Date/Time Prepared	Date/Time Analyzed	Analyst
18540-29-9	Chromium, Hexavalent	ND		mg/L	0.0100	0.0100	1	EPA 7196A	12/23/2014 08:00	12/23/2014 08:00	SCA

Sample Information

Client Sample ID: **MW-17S** **York Sample ID:** **14L0872-10**

York Project (SDG) No.	Client Project ID	Matrix	Collection Date/Time	Date Received
14L0872	SNYGEN	Water	December 22, 2014 1:08 pm	12/22/2014

Volatile Organics, 8260 Halogenated List

Log-in Notes: **Sample Notes:**

Sample Prepared by Method: EPA 5030B

CAS No.	Parameter	Result	Flag	Units	Reported to LOD/MDL	LOQ	Dilution	Reference Method	Date/Time Prepared	Date/Time Analyzed	Analyst
630-20-6	1,1,1,2-Tetrachloroethane	ND		ug/L	2.5	5.0	1	EPA 8260C	12/31/2014 16:25	01/01/2015 02:15	BK
71-55-6	**1,1,1-Trichloroethane**	**72**		ug/L	2.5	5.0	1	EPA 8260C	12/31/2014 16:25	01/01/2015 02:15	BK
79-34-5	1,1,2,2-Tetrachloroethane	ND		ug/L	2.5	5.0	1	EPA 8260C	12/31/2014 16:25	01/01/2015 02:15	BK
76-13-1	1,1,2-Trichloro-1,2,2-trifluoroethane (Freon 113)	ND		ug/L	2.5	5.0	1	EPA 8260C	12/31/2014 16:25	01/01/2015 02:15	BK
79-00-5	1,1,2-Trichloroethane	ND		ug/L	2.5	5.0	1	EPA 8260C	12/31/2014 16:25	01/01/2015 02:15	BK
75-34-3	1,1-Dichloroethane	ND		ug/L	2.5	5.0	1	EPA 8260C	12/31/2014 16:25	01/01/2015 02:15	BK
75-35-4	1,1-Dichloroethylene	ND		ug/L	2.5	5.0	1	EPA 8260C	12/31/2014 16:25	01/01/2015 02:15	BK
563-58-6	1,1-Dichloropropylene	ND		ug/L	2.5	5.0	1	EPA 8260C	12/31/2014 16:25	01/01/2015 02:15	BK
87-61-6	1,2,3-Trichlorobenzene	ND		ug/L	2.5	5.0	1	EPA 8260C	12/31/2014 16:25	01/01/2015 02:15	BK
96-18-4	1,2,3-Trichloropropane	ND		ug/L	2.5	5.0	1	EPA 8260C	12/31/2014 16:25	01/01/2015 02:15	BK
120-82-1	1,2,4-Trichlorobenzene	ND		ug/L	2.5	5.0	1	EPA 8260C	12/31/2014 16:25	01/01/2015 02:15	BK
96-12-8	1,2-Dibromo-3-chloropropane	ND		ug/L	2.5	5.0	1	EPA 8260C	12/31/2014 16:25	01/01/2015 02:15	BK
106-93-4	1,2-Dibromoethane	ND		ug/L	2.5	5.0	1	EPA 8260C	12/31/2014 16:25	01/01/2015 02:15	BK

Sample Information

Client Sample ID: **MW-17S** **York Sample ID:** **14L0872-10**

York Project (SDG) No.	Client Project ID	Matrix	Collection Date/Time	Date Received
14L0872	SNYGEN	Water	December 22, 2014 1:08 pm	12/22/2014

Volatile Organics, 8260 Halogenated List **Log-in Notes:** **Sample Notes:**

Sample Prepared by Method: EPA 5030B

CAS No.	Parameter	Result	Flag	Units	Reported to LOD/MDL	LOQ	Dilution	Reference Method	Date/Time Prepared	Date/Time Analyzed	Analyst
95-50-1	1,2-Dichlorobenzene	ND		ug/L	2.5	5.0	1	EPA 8260C	12/31/2014 16:25	01/01/2015 02:15	BK
107-06-2	1,2-Dichloroethane	ND		ug/L	2.5	5.0	1	EPA 8260C	12/31/2014 16:25	01/01/2015 02:15	BK
78-87-5	1,2-Dichloropropane	ND		ug/L	2.5	5.0	1	EPA 8260C	12/31/2014 16:25	01/01/2015 02:15	BK
541-73-1	1,3-Dichlorobenzene	ND		ug/L	2.5	5.0	1	EPA 8260C	12/31/2014 16:25	01/01/2015 02:15	BK
142-28-9	1,3-Dichloropropane	ND		ug/L	2.5	5.0	1	EPA 8260C	12/31/2014 16:25	01/01/2015 02:15	BK
106-46-7	1,4-Dichlorobenzene	ND		ug/L	2.5	5.0	1	EPA 8260C	12/31/2014 16:25	01/01/2015 02:15	BK
594-20-7	2,2-Dichloropropane	ND		ug/L	2.5	5.0	1	EPA 8260C	12/31/2014 16:25	01/01/2015 02:15	BK
95-49-8	2-Chlorotoluene	ND		ug/L	2.5	5.0	1	EPA 8260C	12/31/2014 16:25	01/01/2015 02:15	BK
106-43-4	4-Chlorotoluene	ND		ug/L	2.5	5.0	1	EPA 8260C	12/31/2014 16:25	01/01/2015 02:15	BK
108-86-1	Bromobenzene	ND		ug/L	2.5	5.0	1	EPA 8260C	12/31/2014 16:25	01/01/2015 02:15	BK
74-97-5	Bromochloromethane	ND		ug/L	2.5	5.0	1	EPA 8260C	12/31/2014 16:25	01/01/2015 02:15	BK
75-27-4	Bromodichloromethane	ND		ug/L	2.5	5.0	1	EPA 8260C	12/31/2014 16:25	01/01/2015 02:15	BK
75-25-2	Bromoform	ND		ug/L	2.5	5.0	1	EPA 8260C	12/31/2014 16:25	01/01/2015 02:15	BK
74-83-9	Bromomethane	ND		ug/L	2.5	5.0	1	EPA 8260C	12/31/2014 16:25	01/01/2015 02:15	BK
56-23-5	**Carbon tetrachloride**	**130**		ug/L	2.5	5.0	1	EPA 8260C	12/31/2014 16:25	01/01/2015 02:15	BK
108-90-7	Chlorobenzene	ND		ug/L	2.5	5.0	1	EPA 8260C	12/31/2014 16:25	01/01/2015 02:15	BK
75-00-3	Chloroethane	ND		ug/L	2.5	5.0	1	EPA 8260C	12/31/2014 16:25	01/01/2015 02:15	BK
67-66-3	**Chloroform**	**8.6**		ug/L	2.5	5.0	1	EPA 8260C	12/31/2014 16:25	01/01/2015 02:15	BK
74-87-3	Chloromethane	ND		ug/L	2.5	5.0	1	EPA 8260C	12/31/2014 16:25	01/01/2015 02:15	BK
156-59-2	cis-1,2-Dichloroethylene	ND		ug/L	2.5	5.0	1	EPA 8260C	12/31/2014 16:25	01/01/2015 02:15	BK
10061-01-5	cis-1,3-Dichloropropylene	ND		ug/L	2.5	5.0	1	EPA 8260C	12/31/2014 16:25	01/01/2015 02:15	BK
124-48-1	Dibromochloromethane	ND		ug/L	2.5	5.0	1	EPA 8260C	12/31/2014 16:25	01/01/2015 02:15	BK
74-95-3	Dibromomethane	ND		ug/L	2.5	5.0	1	EPA 8260C	12/31/2014 16:25	01/01/2015 02:15	BK
75-71-8	Dichlorodifluoromethane	ND		ug/L	2.5	5.0	1	EPA 8260C	12/31/2014 16:25	01/01/2015 02:15	BK
87-68-3	Hexachlorobutadiene	ND		ug/L	2.5	5.0	1	EPA 8260C	12/31/2014 16:25	01/01/2015 02:15	BK
75-09-2	**Methylene chloride**	**2.8**	J, B	ug/L	2.5	10	1	EPA 8260C	12/31/2014 16:25	01/01/2015 02:15	BK
127-18-4	Tetrachloroethylene	ND		ug/L	2.5	5.0	1	EPA 8260C	12/31/2014 16:25	01/01/2015 02:15	BK
156-60-5	trans-1,2-Dichloroethylene	ND		ug/L	2.5	5.0	1	EPA 8260C	12/31/2014 16:25	01/01/2015 02:15	BK
10061-02-6	trans-1,3-Dichloropropylene	ND		ug/L	2.5	5.0	1	EPA 8260C	12/31/2014 16:25	01/01/2015 02:15	BK
79-01-6	Trichloroethylene	ND		ug/L	2.5	5.0	1	EPA 8260C	12/31/2014 16:25	01/01/2015 02:15	BK
75-69-4	Trichlorofluoromethane	ND		ug/L	2.5	5.0	1	EPA 8260C	12/31/2014 16:25	01/01/2015 02:15	BK
75-01-4	Vinyl Chloride	ND		ug/L	2.5	5.0	1	EPA 8260C	12/31/2014 16:25	01/01/2015 02:15	BK

	Surrogate Recoveries	Result	Acceptance Range
17060-07-0	*Surrogate: 1,2-Dichloroethane-d4*	*104 %*	*65-135*
460-00-4	*Surrogate: p-Bromofluorobenzene*	*108 %*	*81-114*
2037-26-5	*Surrogate: Toluene-d8*	*102 %*	*86-118*

Sample Information

Client Sample ID: **MW-17S** **York Sample ID:** **14L0872-10**

York Project (SDG) No.	Client Project ID	Matrix	Collection Date/Time	Date Received
14L0872	SNYGEN	Water	December 22, 2014 1:08 pm	12/22/2014

Methane

Log-in Notes: **Sample Notes:**

Sample Prepared by Method: Preparation for GC Analysis

CAS No.	Parameter	Result	Flag	Units	LOD/MDL	Reported to LOQ	Dilution	Reference Method	Date/Time Prepared	Date/Time Analyzed	Analyst
74-82-8	*** Methane**	**30**		ug/L	10	10	1	GC/Headspace	12/30/2014 08:30	12/30/2014 15:26	JW

Arsenic by EPA 6010

Log-in Notes: **Sample Notes:**

Sample Prepared by Method: EPA 3010A

CAS No.	Parameter	Result	Flag	Units	LOD/MDL	Reported to LOQ	Dilution	Reference Method	Date/Time Prepared	Date/Time Analyzed	Analyst
7440-38-2	**Arsenic**	**0.0222**		mg/L	0.00400	0.00400	1	EPA 6010C	12/23/2014 15:11	12/23/2014 22:38	MW

Barium by EPA 6010

Log-in Notes: **Sample Notes:**

Sample Prepared by Method: EPA 3010A

CAS No.	Parameter	Result	Flag	Units	LOD/MDL	Reported to LOQ	Dilution	Reference Method	Date/Time Prepared	Date/Time Analyzed	Analyst
7440-39-3	**Barium**	**0.0161**		mg/L	0.0100	0.0100	1	EPA 6010C	12/23/2014 15:11	12/23/2014 22:38	MW

Cadmium by EPA 6010

Log-in Notes: **Sample Notes:**

Sample Prepared by Method: EPA 3010A

CAS No.	Parameter	Result	Flag	Units	LOD/MDL	Reported to LOQ	Dilution	Reference Method	Date/Time Prepared	Date/Time Analyzed	Analyst
7440-43-9	Cadmium	ND		mg/L	0.00300	0.00300	1	EPA 6010C	12/23/2014 15:11	12/23/2014 22:38	MW

Chromium by EPA 6010

Log-in Notes: **Sample Notes:**

Sample Prepared by Method: EPA 3010A

CAS No.	Parameter	Result	Flag	Units	LOD/MDL	Reported to LOQ	Dilution	Reference Method	Date/Time Prepared	Date/Time Analyzed	Analyst
7440-47-3	**Chromium**	**0.438**		mg/L	0.00500	0.00500	1	EPA 6010C	12/23/2014 15:11	12/23/2014 22:38	MW

Copper by EPA 6010

Log-in Notes: **Sample Notes:**

Sample Prepared by Method: EPA 3010A

CAS No.	Parameter	Result	Flag	Units	LOD/MDL	Reported to LOQ	Dilution	Reference Method	Date/Time Prepared	Date/Time Analyzed	Analyst
7440-50-8	Copper	ND		mg/L	0.00300	0.00300	1	EPA 6010C	12/23/2014 15:11	12/23/2014 22:38	MW

Lead by EPA 6010

Log-in Notes: **Sample Notes:**

Sample Prepared by Method: EPA 3010A

CAS No.	Parameter	Result	Flag	Units	LOD/MDL	Reported to LOQ	Dilution	Reference Method	Date/Time Prepared	Date/Time Analyzed	Analyst
7439-92-1	**Lead**	**0.0361**		mg/L	0.00300	0.00300	1	EPA 6010C	12/23/2014 15:11	12/23/2014 22:38	MW

Selenium by EPA 6010

Log-in Notes: **Sample Notes:**

Sample Prepared by Method: EPA 3010A

CAS No.	Parameter	Result	Flag	Units	LOD/MDL	Reported to LOQ	Dilution	Reference Method	Date/Time Prepared	Date/Time Analyzed	Analyst
7782-49-2	**Selenium**	**0.101**		mg/L	0.0100	0.0100	1	EPA 6010C	12/23/2014 15:11	12/23/2014 22:38	MW

Sample Information

Client Sample ID: **MW-17S** **York Sample ID:** **14L0872-10**

York Project (SDG) No.	Client Project ID	Matrix	Collection Date/Time	Date Received
14L0872	SNYGEN	Water	December 22, 2014 1:08 pm	12/22/2014

Chloride

Log-in Notes: **Sample Notes:**

Sample Prepared by Method: EPA 300

CAS No.	Parameter	Result	Flag	Units	LOD/MDL	Reported to LOQ	Dilution	Reference Method	Date/Time Prepared	Date/Time Analyzed	Analyst
16887-00-6	Chloride	ND		mg/L	3.45	25.0	50	EPA 300.0	12/25/2014 06:51	12/25/2014 06:51	KK

Chromium, Hexavalent

Log-in Notes: **Sample Notes:**

Sample Prepared by Method: Analysis Preparation

CAS No.	Parameter	Result	Flag	Units	LOD/MDL	Reported to LOQ	Dilution	Reference Method	Date/Time Prepared	Date/Time Analyzed	Analyst
18540-29-9	Chromium, Hexavalent	ND		mg/L	0.0100	0.0100	1	EPA 7196A	12/23/2014 08:00	12/23/2014 08:00	SCA

Sample Information

Client Sample ID: **MW-17D** **York Sample ID:** **14L0872-11**

York Project (SDG) No.	Client Project ID	Matrix	Collection Date/Time	Date Received
14L0872	SNYGEN	Water	December 22, 2014 1:48 pm	12/22/2014

Volatile Organics, 8260 Halogenated List

Log-in Notes: **Sample Notes:**

Sample Prepared by Method: EPA 5030B

CAS No.	Parameter	Result	Flag	Units	Reported to LOD/MDL	LOQ	Dilution	Reference Method	Date/Time Prepared	Date/Time Analyzed	Analyst
630-20-6	1,1,1,2-Tetrachloroethane	ND		ug/L	2.5	5.0	1	EPA 8260C	12/31/2014 16:25	01/01/2015 02:51	BK
71-55-6	**1,1,1-Trichloroethane**	**89**		ug/L	2.5	5.0	1	EPA 8260C	12/31/2014 16:25	01/01/2015 02:51	BK
79-34-5	1,1,2,2-Tetrachloroethane	ND		ug/L	2.5	5.0	1	EPA 8260C	12/31/2014 16:25	01/01/2015 02:51	BK
76-13-1	1,1,2-Trichloro-1,2,2-trifluoroethane (Freon 113)	ND		ug/L	2.5	5.0	1	EPA 8260C	12/31/2014 16:25	01/01/2015 02:51	BK
79-00-5	1,1,2-Trichloroethane	ND		ug/L	2.5	5.0	1	EPA 8260C	12/31/2014 16:25	01/01/2015 02:51	BK
75-34-3	1,1-Dichloroethane	ND		ug/L	2.5	5.0	1	EPA 8260C	12/31/2014 16:25	01/01/2015 02:51	BK
75-35-4	1,1-Dichloroethylene	ND		ug/L	2.5	5.0	1	EPA 8260C	12/31/2014 16:25	01/01/2015 02:51	BK
563-58-6	1,1-Dichloropropylene	ND		ug/L	2.5	5.0	1	EPA 8260C	12/31/2014 16:25	01/01/2015 02:51	BK
87-61-6	1,2,3-Trichlorobenzene	ND		ug/L	2.5	5.0	1	EPA 8260C	12/31/2014 16:25	01/01/2015 02:51	BK
96-18-4	1,2,3-Trichloropropane	ND		ug/L	2.5	5.0	1	EPA 8260C	12/31/2014 16:25	01/01/2015 02:51	BK
120-82-1	1,2,4-Trichlorobenzene	ND		ug/L	2.5	5.0	1	EPA 8260C	12/31/2014 16:25	01/01/2015 02:51	BK
96-12-8	1,2-Dibromo-3-chloropropane	ND		ug/L	2.5	5.0	1	EPA 8260C	12/31/2014 16:25	01/01/2015 02:51	BK
106-93-4	1,2-Dibromoethane	ND		ug/L	2.5	5.0	1	EPA 8260C	12/31/2014 16:25	01/01/2015 02:51	BK
95-50-1	1,2-Dichlorobenzene	ND		ug/L	2.5	5.0	1	EPA 8260C	12/31/2014 16:25	01/01/2015 02:51	BK
107-06-2	1,2-Dichloroethane	ND		ug/L	2.5	5.0	1	EPA 8260C	12/31/2014 16:25	01/01/2015 02:51	BK
78-87-5	1,2-Dichloropropane	ND		ug/L	2.5	5.0	1	EPA 8260C	12/31/2014 16:25	01/01/2015 02:51	BK

Sample Information

Client Sample ID: **MW-17D** **York Sample ID:** **14L0872-11**

York Project (SDG) No.	Client Project ID	Matrix	Collection Date/Time	Date Received
14L0872	SNYGEN	Water	December 22, 2014 1:48 pm	12/22/2014

Volatile Organics, 8260 Halogenated List **Log-in Notes:** **Sample Notes:**

Sample Prepared by Method: EPA 5030B

CAS No.	Parameter	Result	Flag	Units	Reported to LOD/MDL	LOQ	Dilution	Reference Method	Date/Time Prepared	Date/Time Analyzed	Analyst
541-73-1	1,3-Dichlorobenzene	ND		ug/L	2.5	5.0	1	EPA 8260C	12/31/2014 16:25	01/01/2015 02:51	BK
142-28-9	1,3-Dichloropropane	ND		ug/L	2.5	5.0	1	EPA 8260C	12/31/2014 16:25	01/01/2015 02:51	BK
106-46-7	1,4-Dichlorobenzene	ND		ug/L	2.5	5.0	1	EPA 8260C	12/31/2014 16:25	01/01/2015 02:51	BK
594-20-7	2,2-Dichloropropane	ND		ug/L	2.5	5.0	1	EPA 8260C	12/31/2014 16:25	01/01/2015 02:51	BK
95-49-8	2-Chlorotoluene	ND		ug/L	2.5	5.0	1	EPA 8260C	12/31/2014 16:25	01/01/2015 02:51	BK
106-43-4	4-Chlorotoluene	ND		ug/L	2.5	5.0	1	EPA 8260C	12/31/2014 16:25	01/01/2015 02:51	BK
108-86-1	Bromobenzene	ND		ug/L	2.5	5.0	1	EPA 8260C	12/31/2014 16:25	01/01/2015 02:51	BK
74-97-5	Bromochloromethane	ND		ug/L	2.5	5.0	1	EPA 8260C	12/31/2014 16:25	01/01/2015 02:51	BK
75-27-4	Bromodichloromethane	ND		ug/L	2.5	5.0	1	EPA 8260C	12/31/2014 16:25	01/01/2015 02:51	BK
75-25-2	Bromoform	ND		ug/L	2.5	5.0	1	EPA 8260C	12/31/2014 16:25	01/01/2015 02:51	BK
74-83-9	Bromomethane	ND		ug/L	2.5	5.0	1	EPA 8260C	12/31/2014 16:25	01/01/2015 02:51	BK
56-23-5	**Carbon tetrachloride**	**190**		ug/L	2.5	5.0	1	EPA 8260C	12/31/2014 16:25	01/01/2015 02:51	BK
108-90-7	Chlorobenzene	ND		ug/L	2.5	5.0	1	EPA 8260C	12/31/2014 16:25	01/01/2015 02:51	BK
75-00-3	Chloroethane	ND		ug/L	2.5	5.0	1	EPA 8260C	12/31/2014 16:25	01/01/2015 02:51	BK
67-66-3	**Chloroform**	**8.8**		ug/L	2.5	5.0	1	EPA 8260C	12/31/2014 16:25	01/01/2015 02:51	BK
74-87-3	Chloromethane	ND		ug/L	2.5	5.0	1	EPA 8260C	12/31/2014 16:25	01/01/2015 02:51	BK
156-59-2	cis-1,2-Dichloroethylene	ND		ug/L	2.5	5.0	1	EPA 8260C	12/31/2014 16:25	01/01/2015 02:51	BK
10061-01-5	cis-1,3-Dichloropropylene	ND		ug/L	2.5	5.0	1	EPA 8260C	12/31/2014 16:25	01/01/2015 02:51	BK
124-48-1	Dibromochloromethane	ND		ug/L	2.5	5.0	1	EPA 8260C	12/31/2014 16:25	01/01/2015 02:51	BK
74-95-3	Dibromomethane	ND		ug/L	2.5	5.0	1	EPA 8260C	12/31/2014 16:25	01/01/2015 02:51	BK
75-71-8	Dichlorodifluoromethane	ND		ug/L	2.5	5.0	1	EPA 8260C	12/31/2014 16:25	01/01/2015 02:51	BK
87-68-3	Hexachlorobutadiene	ND		ug/L	2.5	5.0	1	EPA 8260C	12/31/2014 16:25	01/01/2015 02:51	BK
75-09-2	Methylene chloride	ND		ug/L	2.5	10	1	EPA 8260C	12/31/2014 16:25	01/01/2015 02:51	BK
127-18-4	Tetrachloroethylene	ND		ug/L	2.5	5.0	1	EPA 8260C	12/31/2014 16:25	01/01/2015 02:51	BK
156-60-5	trans-1,2-Dichloroethylene	ND		ug/L	2.5	5.0	1	EPA 8260C	12/31/2014 16:25	01/01/2015 02:51	BK
10061-02-6	trans-1,3-Dichloropropylene	ND		ug/L	2.5	5.0	1	EPA 8260C	12/31/2014 16:25	01/01/2015 02:51	BK
79-01-6	Trichloroethylene	ND		ug/L	2.5	5.0	1	EPA 8260C	12/31/2014 16:25	01/01/2015 02:51	BK
75-69-4	Trichlorofluoromethane	ND		ug/L	2.5	5.0	1	EPA 8260C	12/31/2014 16:25	01/01/2015 02:51	BK
75-01-4	Vinyl Chloride	ND		ug/L	2.5	5.0	1	EPA 8260C	12/31/2014 16:25	01/01/2015 02:51	BK

	Surrogate Recoveries	Result	Acceptance Range
17060-07-0	*Surrogate: 1,2-Dichloroethane-d4*	*110 %*	*65-135*
460-00-4	*Surrogate: p-Bromofluorobenzene*	*105 %*	*81-114*
2037-26-5	*Surrogate: Toluene-d8*	*103 %*	*86-118*

Sample Information

Client Sample ID: **MW-17D** **York Sample ID:** **14L0872-11**

York Project (SDG) No.	Client Project ID	Matrix	Collection Date/Time	Date Received
14L0872	SNYGEN	Water	December 22, 2014 1:48 pm	12/22/2014

Methane

Log-in Notes: **Sample Notes:**

Sample Prepared by Method: Preparation for GC Analysis

CAS No.	Parameter	Result	Flag	Units	LOD/MDL	Reported to LOQ	Dilution	Reference Method	Date/Time Prepared	Date/Time Analyzed	Analyst
74-82-8	* Methane	**52**		ug/L	10	10	1	GC/Headspace	12/30/2014 08:30	12/30/2014 15:26	JW

Arsenic by EPA 6010

Log-in Notes: **Sample Notes:**

Sample Prepared by Method: EPA 3010A

CAS No.	Parameter	Result	Flag	Units	LOD/MDL	Reported to LOQ	Dilution	Reference Method	Date/Time Prepared	Date/Time Analyzed	Analyst
7440-38-2	Arsenic	**0.0273**		mg/L	0.00400	0.00400	1	EPA 6010C	12/23/2014 15:11	12/23/2014 22:44	MW

Barium by EPA 6010

Log-in Notes: **Sample Notes:**

Sample Prepared by Method: EPA 3010A

CAS No.	Parameter	Result	Flag	Units	LOD/MDL	Reported to LOQ	Dilution	Reference Method	Date/Time Prepared	Date/Time Analyzed	Analyst
7440-39-3	Barium	**0.125**		mg/L	0.0100	0.0100	1	EPA 6010C	12/23/2014 15:11	12/23/2014 22:44	MW

Cadmium by EPA 6010

Log-in Notes: **Sample Notes:**

Sample Prepared by Method: EPA 3010A

CAS No.	Parameter	Result	Flag	Units	LOD/MDL	Reported to LOQ	Dilution	Reference Method	Date/Time Prepared	Date/Time Analyzed	Analyst
7440-43-9	Cadmium	ND		mg/L	0.00300	0.00300	1	EPA 6010C	12/23/2014 15:11	12/23/2014 22:44	MW

Chromium by EPA 6010

Log-in Notes: **Sample Notes:**

Sample Prepared by Method: EPA 3010A

CAS No.	Parameter	Result	Flag	Units	LOD/MDL	Reported to LOQ	Dilution	Reference Method	Date/Time Prepared	Date/Time Analyzed	Analyst
7440-47-3	Chromium	**0.647**		mg/L	0.00500	0.00500	1	EPA 6010C	12/23/2014 15:11	12/23/2014 22:44	MW

Copper by EPA 6010

Log-in Notes: **Sample Notes:**

Sample Prepared by Method: EPA 3010A

CAS No.	Parameter	Result	Flag	Units	LOD/MDL	Reported to LOQ	Dilution	Reference Method	Date/Time Prepared	Date/Time Analyzed	Analyst
7440-50-8	Copper	ND		mg/L	0.00300	0.00300	1	EPA 6010C	12/23/2014 15:11	12/23/2014 22:44	MW

Lead by EPA 6010

Log-in Notes: **Sample Notes:**

Sample Prepared by Method: EPA 3010A

CAS No.	Parameter	Result	Flag	Units	LOD/MDL	Reported to LOQ	Dilution	Reference Method	Date/Time Prepared	Date/Time Analyzed	Analyst
7439-92-1	Lead	**0.0696**		mg/L	0.00300	0.00300	1	EPA 6010C	12/23/2014 15:11	12/23/2014 22:44	MW

Selenium by EPA 6010

Log-in Notes: **Sample Notes:**

Sample Prepared by Method: EPA 3010A

CAS No.	Parameter	Result	Flag	Units	LOD/MDL	Reported to LOQ	Dilution	Reference Method	Date/Time Prepared	Date/Time Analyzed	Analyst
7782-49-2	Selenium	**0.209**		mg/L	0.0100	0.0100	1	EPA 6010C	12/23/2014 15:11	12/23/2014 22:44	MW

Sample Information

Client Sample ID: **MW-17D** **York Sample ID:** **14L0872-11**

York Project (SDG) No.	Client Project ID	Matrix	Collection Date/Time	Date Received
14L0872	SNYGEN	Water	December 22, 2014 1:48 pm	12/22/2014

Chloride

Log-in Notes: **Sample Notes:**

Sample Prepared by Method: EPA 300

CAS No.	Parameter	Result	Flag	Units	LOD/MDL	Reported to LOQ	Dilution	Reference Method	Date/Time Prepared	Date/Time Analyzed	Analyst
16887-00-6	**Chloride**	**3360**		mg/L	3.45	25.0	50	EPA 300.0	12/25/2014 07:12	12/25/2014 07:12	KK

Chromium, Hexavalent

Log-in Notes: **Sample Notes:**

Sample Prepared by Method: Analysis Preparation

CAS No.	Parameter	Result	Flag	Units	LOD/MDL	Reported to LOQ	Dilution	Reference Method	Date/Time Prepared	Date/Time Analyzed	Analyst
18540-29-9	Chromium, Hexavalent	ND		mg/L	0.0100	0.0100	1	EPA 7196A	12/23/2014 08:00	12/23/2014 08:00	SCA

Sample Information

Client Sample ID: **MW-21** **York Sample ID:** **14L0872-12**

York Project (SDG) No.	Client Project ID	Matrix	Collection Date/Time	Date Received
14L0872	SNYGEN	Water	December 22, 2014 12:12 pm	12/22/2014

Volatile Organics, 8260 Halogenated List

Log-in Notes: **Sample Notes:**

Sample Prepared by Method: EPA 5030B

CAS No.	Parameter	Result	Flag	Units	Reported to LOD/MDL	LOQ	Dilution	Reference Method	Date/Time Prepared	Date/Time Analyzed	Analyst
630-20-6	1,1,1,2-Tetrachloroethane	ND		ug/L	2.5	5.0	1	EPA 8260C	12/31/2014 16:25	01/01/2015 03:27	BK
71-55-6	1,1,1-Trichloroethane	ND		ug/L	2.5	5.0	1	EPA 8260C	12/31/2014 16:25	01/01/2015 03:27	BK
79-34-5	1,1,2,2-Tetrachloroethane	ND		ug/L	2.5	5.0	1	EPA 8260C	12/31/2014 16:25	01/01/2015 03:27	BK
76-13-1	1,1,2-Trichloro-1,2,2-trifluoroethane (Freon 113)	ND		ug/L	2.5	5.0	1	EPA 8260C	12/31/2014 16:25	01/01/2015 03:27	BK
79-00-5	1,1,2-Trichloroethane	ND		ug/L	2.5	5.0	1	EPA 8260C	12/31/2014 16:25	01/01/2015 03:27	BK
75-34-3	1,1-Dichloroethane	ND		ug/L	2.5	5.0	1	EPA 8260C	12/31/2014 16:25	01/01/2015 03:27	BK
75-35-4	1,1-Dichloroethylene	ND		ug/L	2.5	5.0	1	EPA 8260C	12/31/2014 16:25	01/01/2015 03:27	BK
563-58-6	1,1-Dichloropropylene	ND		ug/L	2.5	5.0	1	EPA 8260C	12/31/2014 16:25	01/01/2015 03:27	BK
87-61-6	1,2,3-Trichlorobenzene	ND		ug/L	2.5	5.0	1	EPA 8260C	12/31/2014 16:25	01/01/2015 03:27	BK
96-18-4	1,2,3-Trichloropropane	ND		ug/L	2.5	5.0	1	EPA 8260C	12/31/2014 16:25	01/01/2015 03:27	BK
120-82-1	1,2,4-Trichlorobenzene	ND		ug/L	2.5	5.0	1	EPA 8260C	12/31/2014 16:25	01/01/2015 03:27	BK
96-12-8	1,2-Dibromo-3-chloropropane	ND		ug/L	2.5	5.0	1	EPA 8260C	12/31/2014 16:25	01/01/2015 03:27	BK
106-93-4	1,2-Dibromoethane	ND		ug/L	2.5	5.0	1	EPA 8260C	12/31/2014 16:25	01/01/2015 03:27	BK
95-50-1	1,2-Dichlorobenzene	ND		ug/L	2.5	5.0	1	EPA 8260C	12/31/2014 16:25	01/01/2015 03:27	BK
107-06-2	1,2-Dichloroethane	ND		ug/L	2.5	5.0	1	EPA 8260C	12/31/2014 16:25	01/01/2015 03:27	BK
78-87-5	1,2-Dichloropropane	ND		ug/L	2.5	5.0	1	EPA 8260C	12/31/2014 16:25	01/01/2015 03:27	BK

Sample Information

Client Sample ID: **MW-21** **York Sample ID:** **14L0872-12**

York Project (SDG) No.	Client Project ID	Matrix	Collection Date/Time	Date Received
14L0872	SNYGEN	Water	December 22, 2014 12:12 pm	12/22/2014

Volatile Organics, 8260 Halogenated List

Log-in Notes: **Sample Notes:**

Sample Prepared by Method: EPA 5030B

CAS No.	Parameter	Result	Flag	Units	Reported to LOD/MDL	LOQ	Dilution	Reference Method	Date/Time Prepared	Date/Time Analyzed	Analyst
541-73-1	1,3-Dichlorobenzene	ND		ug/L	2.5	5.0	1	EPA 8260C	12/31/2014 16:25	01/01/2015 03:27	BK
142-28-9	1,3-Dichloropropane	ND		ug/L	2.5	5.0	1	EPA 8260C	12/31/2014 16:25	01/01/2015 03:27	BK
106-46-7	1,4-Dichlorobenzene	ND		ug/L	2.5	5.0	1	EPA 8260C	12/31/2014 16:25	01/01/2015 03:27	BK
594-20-7	2,2-Dichloropropane	ND		ug/L	2.5	5.0	1	EPA 8260C	12/31/2014 16:25	01/01/2015 03:27	BK
95-49-8	2-Chlorotoluene	ND		ug/L	2.5	5.0	1	EPA 8260C	12/31/2014 16:25	01/01/2015 03:27	BK
106-43-4	4-Chlorotoluene	ND		ug/L	2.5	5.0	1	EPA 8260C	12/31/2014 16:25	01/01/2015 03:27	BK
108-86-1	Bromobenzene	ND		ug/L	2.5	5.0	1	EPA 8260C	12/31/2014 16:25	01/01/2015 03:27	BK
74-97-5	Bromochloromethane	ND		ug/L	2.5	5.0	1	EPA 8260C	12/31/2014 16:25	01/01/2015 03:27	BK
75-27-4	Bromodichloromethane	ND		ug/L	2.5	5.0	1	EPA 8260C	12/31/2014 16:25	01/01/2015 03:27	BK
75-25-2	Bromoform	ND		ug/L	2.5	5.0	1	EPA 8260C	12/31/2014 16:25	01/01/2015 03:27	BK
74-83-9	Bromomethane	ND		ug/L	2.5	5.0	1	EPA 8260C	12/31/2014 16:25	01/01/2015 03:27	BK
56-23-5	Carbon tetrachloride	ND		ug/L	2.5	5.0	1	EPA 8260C	12/31/2014 16:25	01/01/2015 03:27	BK
108-90-7	Chlorobenzene	ND		ug/L	2.5	5.0	1	EPA 8260C	12/31/2014 16:25	01/01/2015 03:27	BK
75-00-3	Chloroethane	ND		ug/L	2.5	5.0	1	EPA 8260C	12/31/2014 16:25	01/01/2015 03:27	BK
67-66-3	Chloroform	ND		ug/L	2.5	5.0	1	EPA 8260C	12/31/2014 16:25	01/01/2015 03:27	BK
74-87-3	Chloromethane	ND		ug/L	2.5	5.0	1	EPA 8260C	12/31/2014 16:25	01/01/2015 03:27	BK
156-59-2	cis-1,2-Dichloroethylene	ND		ug/L	2.5	5.0	1	EPA 8260C	12/31/2014 16:25	01/01/2015 03:27	BK
10061-01-5	cis-1,3-Dichloropropylene	ND		ug/L	2.5	5.0	1	EPA 8260C	12/31/2014 16:25	01/01/2015 03:27	BK
124-48-1	Dibromochloromethane	ND		ug/L	2.5	5.0	1	EPA 8260C	12/31/2014 16:25	01/01/2015 03:27	BK
74-95-3	Dibromomethane	ND		ug/L	2.5	5.0	1	EPA 8260C	12/31/2014 16:25	01/01/2015 03:27	BK
75-71-8	Dichlorodifluoromethane	ND		ug/L	2.5	5.0	1	EPA 8260C	12/31/2014 16:25	01/01/2015 03:27	BK
87-68-3	Hexachlorobutadiene	ND		ug/L	2.5	5.0	1	EPA 8260C	12/31/2014 16:25	01/01/2015 03:27	BK
75-09-2	Methylene chloride	ND		ug/L	2.5	10	1	EPA 8260C	12/31/2014 16:25	01/01/2015 03:27	BK
127-18-4	Tetrachloroethylene	ND		ug/L	2.5	5.0	1	EPA 8260C	12/31/2014 16:25	01/01/2015 03:27	BK
156-60-5	trans-1,2-Dichloroethylene	ND		ug/L	2.5	5.0	1	EPA 8260C	12/31/2014 16:25	01/01/2015 03:27	BK
10061-02-6	trans-1,3-Dichloropropylene	ND		ug/L	2.5	5.0	1	EPA 8260C	12/31/2014 16:25	01/01/2015 03:27	BK
79-01-6	Trichloroethylene	ND		ug/L	2.5	5.0	1	EPA 8260C	12/31/2014 16:25	01/01/2015 03:27	BK
75-69-4	Trichlorofluoromethane	ND		ug/L	2.5	5.0	1	EPA 8260C	12/31/2014 16:25	01/01/2015 03:27	BK
75-01-4	Vinyl Chloride	ND		ug/L	2.5	5.0	1	EPA 8260C	12/31/2014 16:25	01/01/2015 03:27	BK

	Surrogate Recoveries	Result	Acceptance Range
17060-07-0	*Surrogate: 1,2-Dichloroethane-d4*	*108 %*	*65-135*
460-00-4	*Surrogate: p-Bromofluorobenzene*	*112 %*	*81-114*
2037-26-5	*Surrogate: Toluene-d8*	*99.7 %*	*86-118*

Sample Information

Client Sample ID: **MW-21** **York Sample ID:** **14L0872-12**

York Project (SDG) No.	Client Project ID	Matrix	Collection Date/Time	Date Received
14L0872	SNYGEN	Water	December 22, 2014 12:12 pm	12/22/2014

Methane

Log-in Notes: **Sample Notes:**

Sample Prepared by Method: Preparation for GC Analysis

CAS No.	Parameter	Result	Flag	Units	LOD/MDL	Reported to LOQ	Dilution	Reference Method	Date/Time Prepared	Date/Time Analyzed	Analyst
74-82-8	* Methane	ND		ug/L	10	10	1	GC/Headspace	12/30/2014 08:30	12/30/2014 15:26	JW

Arsenic by EPA 6010

Log-in Notes: **Sample Notes:**

Sample Prepared by Method: EPA 3010A

CAS No.	Parameter	Result	Flag	Units	LOD/MDL	Reported to LOQ	Dilution	Reference Method	Date/Time Prepared	Date/Time Analyzed	Analyst
7440-38-2	Arsenic	ND		mg/L	0.00400	0.00400	1	EPA 6010C	12/23/2014 15:11	12/23/2014 22:49	MW

Barium by EPA 6010

Log-in Notes: **Sample Notes:**

Sample Prepared by Method: EPA 3010A

CAS No.	Parameter	Result	Flag	Units	LOD/MDL	Reported to LOQ	Dilution	Reference Method	Date/Time Prepared	Date/Time Analyzed	Analyst
7440-39-3	**Barium**	**0.0565**		mg/L	0.0100	0.0100	1	EPA 6010C	12/23/2014 15:11	12/23/2014 22:49	MW

Cadmium by EPA 6010

Log-in Notes: **Sample Notes:**

Sample Prepared by Method: EPA 3010A

CAS No.	Parameter	Result	Flag	Units	LOD/MDL	Reported to LOQ	Dilution	Reference Method	Date/Time Prepared	Date/Time Analyzed	Analyst
7440-43-9	Cadmium	ND		mg/L	0.00300	0.00300	1	EPA 6010C	12/23/2014 15:11	12/23/2014 22:49	MW

Chromium by EPA 6010

Log-in Notes: **Sample Notes:**

Sample Prepared by Method: EPA 3010A

CAS No.	Parameter	Result	Flag	Units	LOD/MDL	Reported to LOQ	Dilution	Reference Method	Date/Time Prepared	Date/Time Analyzed	Analyst
7440-47-3	Chromium	ND		mg/L	0.00500	0.00500	1	EPA 6010C	12/23/2014 15:11	12/23/2014 22:49	MW

Copper by EPA 6010

Log-in Notes: **Sample Notes:**

Sample Prepared by Method: EPA 3010A

CAS No.	Parameter	Result	Flag	Units	LOD/MDL	Reported to LOQ	Dilution	Reference Method	Date/Time Prepared	Date/Time Analyzed	Analyst
7440-50-8	**Copper**	**0.00897**		mg/L	0.00300	0.00300	1	EPA 6010C	12/23/2014 15:11	12/23/2014 22:49	MW

Lead by EPA 6010

Log-in Notes: **Sample Notes:**

Sample Prepared by Method: EPA 3010A

CAS No.	Parameter	Result	Flag	Units	LOD/MDL	Reported to LOQ	Dilution	Reference Method	Date/Time Prepared	Date/Time Analyzed	Analyst
7439-92-1	**Lead**	**0.00432**		mg/L	0.00300	0.00300	1	EPA 6010C	12/23/2014 15:11	12/23/2014 22:49	MW

Selenium by EPA 6010

Log-in Notes: **Sample Notes:**

Sample Prepared by Method: EPA 3010A

CAS No.	Parameter	Result	Flag	Units	LOD/MDL	Reported to LOQ	Dilution	Reference Method	Date/Time Prepared	Date/Time Analyzed	Analyst
7782-49-2	Selenium	ND		mg/L	0.0100	0.0100	1	EPA 6010C	12/23/2014 15:11	12/23/2014 22:49	MW

Sample Information

Client Sample ID: **MW-21** **York Sample ID:** **14L0872-12**

York Project (SDG) No.	Client Project ID	Matrix	Collection Date/Time	Date Received
14L0872	SNYGEN	Water	December 22, 2014 12:12 pm	12/22/2014

Chloride

Log-in Notes: **Sample Notes:**

Sample Prepared by Method: EPA 300

CAS No.	Parameter	Result	Flag	Units	LOD/MDL	Reported to LOQ	Dilution	Reference Method	Date/Time Prepared	Date/Time Analyzed	Analyst
16887-00-6	**Chloride**	**95.4**		mg/L	3.45	25.0	50	EPA 300.0	12/25/2014 07:32	12/25/2014 07:32	KK

Chromium, Hexavalent

Log-in Notes: **Sample Notes:**

Sample Prepared by Method: Analysis Preparation

CAS No.	Parameter	Result	Flag	Units	LOD/MDL	Reported to LOQ	Dilution	Reference Method	Date/Time Prepared	Date/Time Analyzed	Analyst
18540-29-9	Chromium, Hexavalent	ND		mg/L	0.0100	0.0100	1	EPA 7196A	12/23/2014 08:00	12/23/2014 08:00	SCA

Sample Information

Client Sample ID: **MW-22** **York Sample ID:** **14L0872-13**

York Project (SDG) No.	Client Project ID	Matrix	Collection Date/Time	Date Received
14L0872	SNYGEN	Water	December 22, 2014 9:26 am	12/22/2014

Volatile Organics, 8260 Halogenated List

Log-in Notes: **Sample Notes:**

Sample Prepared by Method: EPA 5030B

CAS No.	Parameter	Result	Flag	Units	Reported to LOD/MDL	LOQ	Dilution	Reference Method	Date/Time Prepared	Date/Time Analyzed	Analyst
630-20-6	1,1,1,2-Tetrachloroethane	ND		ug/L	2.5	5.0	1	EPA 8260C	12/30/2014 08:30	12/30/2014 18:53	SS
71-55-6	**1,1,1-Trichloroethane**	**5.6**		ug/L	2.5	5.0	1	EPA 8260C	12/30/2014 08:30	12/30/2014 18:53	SS
79-34-5	1,1,2,2-Tetrachloroethane	ND		ug/L	2.5	5.0	1	EPA 8260C	12/30/2014 08:30	12/30/2014 18:53	SS
76-13-1	1,1,2-Trichloro-1,2,2-trifluoroethane (Freon 113)	ND		ug/L	2.5	5.0	1	EPA 8260C	12/30/2014 08:30	12/30/2014 18:53	SS
79-00-5	1,1,2-Trichloroethane	ND		ug/L	2.5	5.0	1	EPA 8260C	12/30/2014 08:30	12/30/2014 18:53	SS
75-34-3	1,1-Dichloroethane	ND		ug/L	2.5	5.0	1	EPA 8260C	12/30/2014 08:30	12/30/2014 18:53	SS
75-35-4	1,1-Dichloroethylene	ND		ug/L	2.5	5.0	1	EPA 8260C	12/30/2014 08:30	12/30/2014 18:53	SS
563-58-6	1,1-Dichloropropylene	ND		ug/L	2.5	5.0	1	EPA 8260C	12/30/2014 08:30	12/30/2014 18:53	SS
87-61-6	1,2,3-Trichlorobenzene	ND		ug/L	2.5	5.0	1	EPA 8260C	12/30/2014 08:30	12/30/2014 18:53	SS
96-18-4	1,2,3-Trichloropropane	ND		ug/L	2.5	5.0	1	EPA 8260C	12/30/2014 08:30	12/30/2014 18:53	SS
120-82-1	1,2,4-Trichlorobenzene	ND		ug/L	2.5	5.0	1	EPA 8260C	12/30/2014 08:30	12/30/2014 18:53	SS
96-12-8	1,2-Dibromo-3-chloropropane	ND		ug/L	2.5	5.0	1	EPA 8260C	12/30/2014 08:30	12/30/2014 18:53	SS
106-93-4	1,2-Dibromoethane	ND		ug/L	2.5	5.0	1	EPA 8260C	12/30/2014 08:30	12/30/2014 18:53	SS
95-50-1	1,2-Dichlorobenzene	ND		ug/L	2.5	5.0	1	EPA 8260C	12/30/2014 08:30	12/30/2014 18:53	SS
107-06-2	1,2-Dichloroethane	ND		ug/L	2.5	5.0	1	EPA 8260C	12/30/2014 08:30	12/30/2014 18:53	SS
78-87-5	1,2-Dichloropropane	ND		ug/L	2.5	5.0	1	EPA 8260C	12/30/2014 08:30	12/30/2014 18:53	SS

Sample Information

Client Sample ID: **MW-22** **York Sample ID:** **14L0872-13**

York Project (SDG) No.	Client Project ID	Matrix	Collection Date/Time	Date Received
14L0872	SNYGEN	Water	December 22, 2014 9:26 am	12/22/2014

Volatile Organics, 8260 Halogenated List

Log-in Notes: **Sample Notes:**

Sample Prepared by Method: EPA 5030B

CAS No.	Parameter	Result	Flag	Units	Reported to LOD/MDL	LOQ	Dilution	Reference Method	Date/Time Prepared	Date/Time Analyzed	Analyst
541-73-1	1,3-Dichlorobenzene	ND		ug/L	2.5	5.0	1	EPA 8260C	12/30/2014 08:30	12/30/2014 18:53	SS
142-28-9	1,3-Dichloropropane	ND		ug/L	2.5	5.0	1	EPA 8260C	12/30/2014 08:30	12/30/2014 18:53	SS
106-46-7	1,4-Dichlorobenzene	ND		ug/L	2.5	5.0	1	EPA 8260C	12/30/2014 08:30	12/30/2014 18:53	SS
594-20-7	2,2-Dichloropropane	ND		ug/L	2.5	5.0	1	EPA 8260C	12/30/2014 08:30	12/30/2014 18:53	SS
95-49-8	2-Chlorotoluene	ND		ug/L	2.5	5.0	1	EPA 8260C	12/30/2014 08:30	12/30/2014 18:53	SS
106-43-4	4-Chlorotoluene	ND		ug/L	2.5	5.0	1	EPA 8260C	12/30/2014 08:30	12/30/2014 18:53	SS
108-86-1	Bromobenzene	ND		ug/L	2.5	5.0	1	EPA 8260C	12/30/2014 08:30	12/30/2014 18:53	SS
74-97-5	Bromochloromethane	ND		ug/L	2.5	5.0	1	EPA 8260C	12/30/2014 08:30	12/30/2014 18:53	SS
75-27-4	Bromodichloromethane	ND		ug/L	2.5	5.0	1	EPA 8260C	12/30/2014 08:30	12/30/2014 18:53	SS
75-25-2	Bromoform	ND		ug/L	2.5	5.0	1	EPA 8260C	12/30/2014 08:30	12/30/2014 18:53	SS
74-83-9	Bromomethane	ND		ug/L	2.5	5.0	1	EPA 8260C	12/30/2014 08:30	12/30/2014 18:53	SS
56-23-5	**Carbon tetrachloride**	**18**		ug/L	2.5	5.0	1	EPA 8260C	12/30/2014 08:30	12/30/2014 18:53	SS
108-90-7	Chlorobenzene	ND		ug/L	2.5	5.0	1	EPA 8260C	12/30/2014 08:30	12/30/2014 18:53	SS
75-00-3	Chloroethane	ND		ug/L	2.5	5.0	1	EPA 8260C	12/30/2014 08:30	12/30/2014 18:53	SS
67-66-3	**Chloroform**	**8.4**		ug/L	2.5	5.0	1	EPA 8260C	12/30/2014 08:30	12/30/2014 18:53	SS
74-87-3	Chloromethane	ND		ug/L	2.5	5.0	1	EPA 8260C	12/30/2014 08:30	12/30/2014 18:53	SS
156-59-2	**cis-1,2-Dichloroethylene**	**4.2**	J	ug/L	2.5	5.0	1	EPA 8260C	12/30/2014 08:30	12/30/2014 18:53	SS
10061-01-5	cis-1,3-Dichloropropylene	ND		ug/L	2.5	5.0	1	EPA 8260C	12/30/2014 08:30	12/30/2014 18:53	SS
124-48-1	Dibromochloromethane	ND		ug/L	2.5	5.0	1	EPA 8260C	12/30/2014 08:30	12/30/2014 18:53	SS
74-95-3	Dibromomethane	ND		ug/L	2.5	5.0	1	EPA 8260C	12/30/2014 08:30	12/30/2014 18:53	SS
75-71-8	Dichlorodifluoromethane	ND		ug/L	2.5	5.0	1	EPA 8260C	12/30/2014 08:30	12/30/2014 18:53	SS
87-68-3	Hexachlorobutadiene	ND		ug/L	2.5	5.0	1	EPA 8260C	12/30/2014 08:30	12/30/2014 18:53	SS
75-09-2	Methylene chloride	ND		ug/L	2.5	10	1	EPA 8260C	12/30/2014 08:30	12/30/2014 18:53	SS
127-18-4	**Tetrachloroethylene**	**11**		ug/L	2.5	5.0	1	EPA 8260C	12/30/2014 08:30	12/30/2014 18:53	SS
156-60-5	trans-1,2-Dichloroethylene	ND		ug/L	2.5	5.0	1	EPA 8260C	12/30/2014 08:30	12/30/2014 18:53	SS
10061-02-6	trans-1,3-Dichloropropylene	ND		ug/L	2.5	5.0	1	EPA 8260C	12/30/2014 08:30	12/30/2014 18:53	SS
79-01-6	**Trichloroethylene**	**420**		ug/L	12	25	5	EPA 8260C	12/30/2014 08:30	12/31/2014 20:52	BK
75-69-4	Trichlorofluoromethane	ND		ug/L	2.5	5.0	1	EPA 8260C	12/30/2014 08:30	12/30/2014 18:53	SS
75-01-4	Vinyl Chloride	ND		ug/L	2.5	5.0	1	EPA 8260C	12/30/2014 08:30	12/30/2014 18:53	SS

	Surrogate Recoveries	Result		Acceptance Range
17060-07-0	*Surrogate: 1,2-Dichloroethane-d4*	*40.7 %*	S-08	*65-135*
460-00-4	*Surrogate: p-Bromofluorobenzene*	*89.1 %*		*81-114*
2037-26-5	*Surrogate: Toluene-d8*	*88.1 %*		*86-118*

Sample Information

Client Sample ID: **MW-22** **York Sample ID:** **14L0872-13**

York Project (SDG) No.	Client Project ID	Matrix	Collection Date/Time	Date Received
14L0872	SNYGEN	Water	December 22, 2014 9:26 am	12/22/2014

Methane

Log-in Notes: **Sample Notes:**

Sample Prepared by Method: Preparation for GC Analysis

CAS No.	Parameter	Result	Flag	Units	LOD/MDL	Reported to LOQ	Dilution	Reference Method	Date/Time Prepared	Date/Time Analyzed	Analyst
74-82-8	*** Methane**	**19**		ug/L	10	10	1	GC/Headspace	12/30/2014 08:30	12/30/2014 15:26	JW

Arsenic by EPA 6010

Log-in Notes: **Sample Notes:**

Sample Prepared by Method: EPA 3010A

CAS No.	Parameter	Result	Flag	Units	LOD/MDL	Reported to LOQ	Dilution	Reference Method	Date/Time Prepared	Date/Time Analyzed	Analyst
7440-38-2	**Arsenic**	**0.00679**		mg/L	0.00400	0.00400	1	EPA 6010C	12/23/2014 15:11	12/23/2014 22:55	MW

Barium by EPA 6010

Log-in Notes: **Sample Notes:**

Sample Prepared by Method: EPA 3010A

CAS No.	Parameter	Result	Flag	Units	LOD/MDL	Reported to LOQ	Dilution	Reference Method	Date/Time Prepared	Date/Time Analyzed	Analyst
7440-39-3	**Barium**	**0.0247**		mg/L	0.0100	0.0100	1	EPA 6010C	12/23/2014 15:11	12/23/2014 22:55	MW

Cadmium by EPA 6010

Log-in Notes: **Sample Notes:**

Sample Prepared by Method: EPA 3010A

CAS No.	Parameter	Result	Flag	Units	LOD/MDL	Reported to LOQ	Dilution	Reference Method	Date/Time Prepared	Date/Time Analyzed	Analyst
7440-43-9	Cadmium	ND		mg/L	0.00300	0.00300	1	EPA 6010C	12/23/2014 15:11	12/23/2014 22:55	MW

Chromium by EPA 6010

Log-in Notes: **Sample Notes:**

Sample Prepared by Method: EPA 3010A

CAS No.	Parameter	Result	Flag	Units	LOD/MDL	Reported to LOQ	Dilution	Reference Method	Date/Time Prepared	Date/Time Analyzed	Analyst
7440-47-3	**Chromium**	**0.128**		mg/L	0.00500	0.00500	1	EPA 6010C	12/23/2014 15:11	12/23/2014 22:55	MW

Copper by EPA 6010

Log-in Notes: **Sample Notes:**

Sample Prepared by Method: EPA 3010A

CAS No.	Parameter	Result	Flag	Units	LOD/MDL	Reported to LOQ	Dilution	Reference Method	Date/Time Prepared	Date/Time Analyzed	Analyst
7440-50-8	Copper	ND		mg/L	0.00300	0.00300	1	EPA 6010C	12/23/2014 15:11	12/23/2014 22:55	MW

Lead by EPA 6010

Log-in Notes: **Sample Notes:**

Sample Prepared by Method: EPA 3010A

CAS No.	Parameter	Result	Flag	Units	LOD/MDL	Reported to LOQ	Dilution	Reference Method	Date/Time Prepared	Date/Time Analyzed	Analyst
7439-92-1	**Lead**	**0.00610**		mg/L	0.00300	0.00300	1	EPA 6010C	12/23/2014 15:11	12/23/2014 22:55	MW

Selenium by EPA 6010

Log-in Notes: **Sample Notes:**

Sample Prepared by Method: EPA 3010A

CAS No.	Parameter	Result	Flag	Units	LOD/MDL	Reported to LOQ	Dilution	Reference Method	Date/Time Prepared	Date/Time Analyzed	Analyst
7782-49-2	**Selenium**	**0.0100**		mg/L	0.0100	0.0100	1	EPA 6010C	12/23/2014 15:11	12/23/2014 22:55	MW

Sample Information

Client Sample ID: **MW-22** **York Sample ID:** **14L0872-13**

York Project (SDG) No.	Client Project ID	Matrix	Collection Date/Time	Date Received
14L0872	SNYGEN	Water	December 22, 2014 9:26 am	12/22/2014

Chloride

Log-in Notes: **Sample Notes:**

Sample Prepared by Method: EPA 300

CAS No.	Parameter	Result	Flag	Units	LOD/MDL	Reported to LOQ	Dilution	Reference Method	Date/Time Prepared	Date/Time Analyzed	Analyst
16887-00-6	**Chloride**	**592**		mg/L	3.45	25.0	50	EPA 300.0	12/25/2014 08:34	12/25/2014 08:34	KK

Chromium, Hexavalent

Log-in Notes: **Sample Notes:**

Sample Prepared by Method: Analysis Preparation

CAS No.	Parameter	Result	Flag	Units	LOD/MDL	Reported to LOQ	Dilution	Reference Method	Date/Time Prepared	Date/Time Analyzed	Analyst
18540-29-9	Chromium, Hexavalent	ND		mg/L	0.0100	0.0100	1	EPA 7196A	12/23/2014 08:00	12/23/2014 08:00	SCA

Sample Information

Client Sample ID: **Duplicate** **York Sample ID:** **14L0872-14**

York Project (SDG) No.	Client Project ID	Matrix	Collection Date/Time	Date Received
14L0872	SNYGEN	Water	December 22, 2014 12:12 pm	12/22/2014

Volatile Organics, 8260 Halogenated List

Log-in Notes: **Sample Notes:**

Sample Prepared by Method: EPA 5030B

CAS No.	Parameter	Result	Flag	Units	Reported to LOD/MDL	LOQ	Dilution	Reference Method	Date/Time Prepared	Date/Time Analyzed	Analyst
630-20-6	1,1,1,2-Tetrachloroethane	ND		ug/L	2.5	5.0	1	EPA 8260C	12/31/2014 16:25	01/01/2015 04:03	BK
71-55-6	1,1,1-Trichloroethane	ND		ug/L	2.5	5.0	1	EPA 8260C	12/31/2014 16:25	01/01/2015 04:03	BK
79-34-5	1,1,2,2-Tetrachloroethane	ND		ug/L	2.5	5.0	1	EPA 8260C	12/31/2014 16:25	01/01/2015 04:03	BK
76-13-1	1,1,2-Trichloro-1,2,2-trifluoroethane (Freon 113)	ND		ug/L	2.5	5.0	1	EPA 8260C	12/31/2014 16:25	01/01/2015 04:03	BK
79-00-5	1,1,2-Trichloroethane	ND		ug/L	2.5	5.0	1	EPA 8260C	12/31/2014 16:25	01/01/2015 04:03	BK
75-34-3	1,1-Dichloroethane	ND		ug/L	2.5	5.0	1	EPA 8260C	12/31/2014 16:25	01/01/2015 04:03	BK
75-35-4	1,1-Dichloroethylene	ND		ug/L	2.5	5.0	1	EPA 8260C	12/31/2014 16:25	01/01/2015 04:03	BK
563-58-6	1,1-Dichloropropylene	ND		ug/L	2.5	5.0	1	EPA 8260C	12/31/2014 16:25	01/01/2015 04:03	BK
87-61-6	1,2,3-Trichlorobenzene	ND		ug/L	2.5	5.0	1	EPA 8260C	12/31/2014 16:25	01/01/2015 04:03	BK
96-18-4	1,2,3-Trichloropropane	ND		ug/L	2.5	5.0	1	EPA 8260C	12/31/2014 16:25	01/01/2015 04:03	BK
120-82-1	1,2,4-Trichlorobenzene	ND		ug/L	2.5	5.0	1	EPA 8260C	12/31/2014 16:25	01/01/2015 04:03	BK
96-12-8	1,2-Dibromo-3-chloropropane	ND		ug/L	2.5	5.0	1	EPA 8260C	12/31/2014 16:25	01/01/2015 04:03	BK
106-93-4	1,2-Dibromoethane	ND		ug/L	2.5	5.0	1	EPA 8260C	12/31/2014 16:25	01/01/2015 04:03	BK
95-50-1	1,2-Dichlorobenzene	ND		ug/L	2.5	5.0	1	EPA 8260C	12/31/2014 16:25	01/01/2015 04:03	BK
107-06-2	1,2-Dichloroethane	ND		ug/L	2.5	5.0	1	EPA 8260C	12/31/2014 16:25	01/01/2015 04:03	BK
78-87-5	1,2-Dichloropropane	ND		ug/L	2.5	5.0	1	EPA 8260C	12/31/2014 16:25	01/01/2015 04:03	BK

Sample Information

Client Sample ID: **Duplicate** **York Sample ID:** **14L0872-14**

York Project (SDG) No.	Client Project ID	Matrix	Collection Date/Time	Date Received
14L0872	SNYGEN	Water	December 22, 2014 12:12 pm	12/22/2014

Volatile Organics, 8260 Halogenated List **Log-in Notes:** **Sample Notes:**

Sample Prepared by Method: EPA 5030B

CAS No.	Parameter	Result	Flag	Units	Reported to LOD/MDL	LOQ	Dilution	Reference Method	Date/Time Prepared	Date/Time Analyzed	Analyst
541-73-1	1,3-Dichlorobenzene	ND		ug/L	2.5	5.0	1	EPA 8260C	12/31/2014 16:25	01/01/2015 04:03	BK
142-28-9	1,3-Dichloropropane	ND		ug/L	2.5	5.0	1	EPA 8260C	12/31/2014 16:25	01/01/2015 04:03	BK
106-46-7	1,4-Dichlorobenzene	ND		ug/L	2.5	5.0	1	EPA 8260C	12/31/2014 16:25	01/01/2015 04:03	BK
594-20-7	2,2-Dichloropropane	ND		ug/L	2.5	5.0	1	EPA 8260C	12/31/2014 16:25	01/01/2015 04:03	BK
95-49-8	2-Chlorotoluene	ND		ug/L	2.5	5.0	1	EPA 8260C	12/31/2014 16:25	01/01/2015 04:03	BK
106-43-4	4-Chlorotoluene	ND		ug/L	2.5	5.0	1	EPA 8260C	12/31/2014 16:25	01/01/2015 04:03	BK
108-86-1	Bromobenzene	ND		ug/L	2.5	5.0	1	EPA 8260C	12/31/2014 16:25	01/01/2015 04:03	BK
74-97-5	Bromochloromethane	ND		ug/L	2.5	5.0	1	EPA 8260C	12/31/2014 16:25	01/01/2015 04:03	BK
75-27-4	Bromodichloromethane	ND		ug/L	2.5	5.0	1	EPA 8260C	12/31/2014 16:25	01/01/2015 04:03	BK
75-25-2	Bromoform	ND		ug/L	2.5	5.0	1	EPA 8260C	12/31/2014 16:25	01/01/2015 04:03	BK
74-83-9	Bromomethane	ND		ug/L	2.5	5.0	1	EPA 8260C	12/31/2014 16:25	01/01/2015 04:03	BK
56-23-5	Carbon tetrachloride	ND		ug/L	2.5	5.0	1	EPA 8260C	12/31/2014 16:25	01/01/2015 04:03	BK
108-90-7	Chlorobenzene	ND		ug/L	2.5	5.0	1	EPA 8260C	12/31/2014 16:25	01/01/2015 04:03	BK
75-00-3	Chloroethane	ND		ug/L	2.5	5.0	1	EPA 8260C	12/31/2014 16:25	01/01/2015 04:03	BK
67-66-3	Chloroform	ND		ug/L	2.5	5.0	1	EPA 8260C	12/31/2014 16:25	01/01/2015 04:03	BK
74-87-3	Chloromethane	ND		ug/L	2.5	5.0	1	EPA 8260C	12/31/2014 16:25	01/01/2015 04:03	BK
156-59-2	cis-1,2-Dichloroethylene	ND		ug/L	2.5	5.0	1	EPA 8260C	12/31/2014 16:25	01/01/2015 04:03	BK
10061-01-5	cis-1,3-Dichloropropylene	ND		ug/L	2.5	5.0	1	EPA 8260C	12/31/2014 16:25	01/01/2015 04:03	BK
124-48-1	Dibromochloromethane	ND		ug/L	2.5	5.0	1	EPA 8260C	12/31/2014 16:25	01/01/2015 04:03	BK
74-95-3	Dibromomethane	ND		ug/L	2.5	5.0	1	EPA 8260C	12/31/2014 16:25	01/01/2015 04:03	BK
75-71-8	Dichlorodifluoromethane	ND		ug/L	2.5	5.0	1	EPA 8260C	12/31/2014 16:25	01/01/2015 04:03	BK
87-68-3	Hexachlorobutadiene	ND		ug/L	2.5	5.0	1	EPA 8260C	12/31/2014 16:25	01/01/2015 04:03	BK
75-09-2	Methylene chloride	ND		ug/L	2.5	10	1	EPA 8260C	12/31/2014 16:25	01/01/2015 04:03	BK
127-18-4	Tetrachloroethylene	ND		ug/L	2.5	5.0	1	EPA 8260C	12/31/2014 16:25	01/01/2015 04:03	BK
156-60-5	trans-1,2-Dichloroethylene	ND		ug/L	2.5	5.0	1	EPA 8260C	12/31/2014 16:25	01/01/2015 04:03	BK
10061-02-6	trans-1,3-Dichloropropylene	ND		ug/L	2.5	5.0	1	EPA 8260C	12/31/2014 16:25	01/01/2015 04:03	BK
79-01-6	Trichloroethylene	ND		ug/L	2.5	5.0	1	EPA 8260C	12/31/2014 16:25	01/01/2015 04:03	BK
75-69-4	Trichlorofluoromethane	ND		ug/L	2.5	5.0	1	EPA 8260C	12/31/2014 16:25	01/01/2015 04:03	BK
75-01-4	Vinyl Chloride	ND		ug/L	2.5	5.0	1	EPA 8260C	12/31/2014 16:25	01/01/2015 04:03	BK

	Surrogate Recoveries	Result	Acceptance Range
17060-07-0	*Surrogate: 1,2-Dichloroethane-d4*	*105 %*	*65-135*
460-00-4	*Surrogate: p-Bromofluorobenzene*	*108 %*	*81-114*
2037-26-5	*Surrogate: Toluene-d8*	*100 %*	*86-118*

Sample Information

Client Sample ID: **Duplicate** **York Sample ID:** **14L0872-14**

York Project (SDG) No.	Client Project ID	Matrix	Collection Date/Time	Date Received
14L0872	SNYGEN	Water	December 22, 2014 12:12 pm	12/22/2014

Methane

Log-in Notes: **Sample Notes:**

Sample Prepared by Method: Preparation for GC Analysis

CAS No.	Parameter	Result	Flag	Units	LOD/MDL	Reported to LOQ	Dilution	Reference Method	Date/Time Prepared	Date/Time Analyzed	Analyst
74-82-8	* Methane	ND		ug/L	10	10	1	GC/Headspace	12/30/2014 08:30	12/30/2014 15:26	JW

Arsenic by EPA 6010

Log-in Notes: **Sample Notes:**

Sample Prepared by Method: EPA 3010A

CAS No.	Parameter	Result	Flag	Units	LOD/MDL	Reported to LOQ	Dilution	Reference Method	Date/Time Prepared	Date/Time Analyzed	Analyst
7440-38-2	Arsenic	ND		mg/L	0.00400	0.00400	1	EPA 6010C	12/23/2014 15:11	12/23/2014 23:14	MW

Barium by EPA 6010

Log-in Notes: **Sample Notes:**

Sample Prepared by Method: EPA 3010A

CAS No.	Parameter	Result	Flag	Units	LOD/MDL	Reported to LOQ	Dilution	Reference Method	Date/Time Prepared	Date/Time Analyzed	Analyst
7440-39-3	**Barium**	**0.0569**		mg/L	0.0100	0.0100	1	EPA 6010C	12/23/2014 15:11	12/23/2014 23:14	MW

Cadmium by EPA 6010

Log-in Notes: **Sample Notes:**

Sample Prepared by Method: EPA 3010A

CAS No.	Parameter	Result	Flag	Units	LOD/MDL	Reported to LOQ	Dilution	Reference Method	Date/Time Prepared	Date/Time Analyzed	Analyst
7440-43-9	Cadmium	ND		mg/L	0.00300	0.00300	1	EPA 6010C	12/23/2014 15:11	12/23/2014 23:14	MW

Chromium by EPA 6010

Log-in Notes: **Sample Notes:**

Sample Prepared by Method: EPA 3010A

CAS No.	Parameter	Result	Flag	Units	LOD/MDL	Reported to LOQ	Dilution	Reference Method	Date/Time Prepared	Date/Time Analyzed	Analyst
7440-47-3	Chromium	ND		mg/L	0.00500	0.00500	1	EPA 6010C	12/23/2014 15:11	12/23/2014 23:14	MW

Copper by EPA 6010

Log-in Notes: **Sample Notes:**

Sample Prepared by Method: EPA 3010A

CAS No.	Parameter	Result	Flag	Units	LOD/MDL	Reported to LOQ	Dilution	Reference Method	Date/Time Prepared	Date/Time Analyzed	Analyst
7440-50-8	**Copper**	**0.00937**		mg/L	0.00300	0.00300	1	EPA 6010C	12/23/2014 15:11	12/23/2014 23:14	MW

Lead by EPA 6010

Log-in Notes: **Sample Notes:**

Sample Prepared by Method: EPA 3010A

CAS No.	Parameter	Result	Flag	Units	LOD/MDL	Reported to LOQ	Dilution	Reference Method	Date/Time Prepared	Date/Time Analyzed	Analyst
7439-92-1	**Lead**	**0.00374**		mg/L	0.00300	0.00300	1	EPA 6010C	12/23/2014 15:11	12/23/2014 23:14	MW

Selenium by EPA 6010

Log-in Notes: **Sample Notes:**

Sample Prepared by Method: EPA 3010A

CAS No.	Parameter	Result	Flag	Units	LOD/MDL	Reported to LOQ	Dilution	Reference Method	Date/Time Prepared	Date/Time Analyzed	Analyst
7782-49-2	Selenium	ND		mg/L	0.0100	0.0100	1	EPA 6010C	12/23/2014 15:11	12/23/2014 23:14	MW

Sample Information

Client Sample ID: **Duplicate** **York Sample ID:** **14L0872-14**

York Project (SDG) No.	Client Project ID	Matrix	Collection Date/Time	Date Received
14L0872	SNYGEN	Water	December 22, 2014 12:12 pm	12/22/2014

Chloride

Log-in Notes: **Sample Notes:**

Sample Prepared by Method: EPA 300

CAS No.	Parameter	Result	Flag	Units	LOD/MDL	Reported to LOQ	Dilution	Reference Method	Date/Time Prepared	Date/Time Analyzed	Analyst
16887-00-6	**Chloride**	**104**		mg/L	3.45	25.0	50	EPA 300.0	12/25/2014 08:54	12/25/2014 08:54	KK

Chromium, Hexavalent

Log-in Notes: **Sample Notes:**

Sample Prepared by Method: Analysis Preparation

CAS No.	Parameter	Result	Flag	Units	LOD/MDL	Reported to LOQ	Dilution	Reference Method	Date/Time Prepared	Date/Time Analyzed	Analyst
18540-29-9	Chromium, Hexavalent	ND		mg/L	0.0100	0.0100	1	EPA 7196A	12/23/2014 08:00	12/23/2014 08:00	SCA

Sample Information

Client Sample ID: **Field Blank** **York Sample ID:** **14L0872-15**

York Project (SDG) No.	Client Project ID	Matrix	Collection Date/Time	Date Received
14L0872	SNYGEN	Water	December 22, 2014 2:00 pm	12/22/2014

Volatile Organics, 8260 Halogenated List

Log-in Notes: **Sample Notes:**

Sample Prepared by Method: EPA 5030B

CAS No.	Parameter	Result	Flag	Units	Reported to LOD/MDL	LOQ	Dilution	Reference Method	Date/Time Prepared	Date/Time Analyzed	Analyst
630-20-6	1,1,1,2-Tetrachloroethane	ND		ug/L	2.5	5.0	1	EPA 8260C	12/31/2014 16:25	01/01/2015 04:39	BK
71-55-6	1,1,1-Trichloroethane	ND		ug/L	2.5	5.0	1	EPA 8260C	12/31/2014 16:25	01/01/2015 04:39	BK
79-34-5	1,1,2,2-Tetrachloroethane	ND		ug/L	2.5	5.0	1	EPA 8260C	12/31/2014 16:25	01/01/2015 04:39	BK
76-13-1	1,1,2-Trichloro-1,2,2-trifluoroethane (Freon 113)	ND		ug/L	2.5	5.0	1	EPA 8260C	12/31/2014 16:25	01/01/2015 04:39	BK
79-00-5	1,1,2-Trichloroethane	ND		ug/L	2.5	5.0	1	EPA 8260C	12/31/2014 16:25	01/01/2015 04:39	BK
75-34-3	1,1-Dichloroethane	ND		ug/L	2.5	5.0	1	EPA 8260C	12/31/2014 16:25	01/01/2015 04:39	BK
75-35-4	1,1-Dichloroethylene	ND		ug/L	2.5	5.0	1	EPA 8260C	12/31/2014 16:25	01/01/2015 04:39	BK
563-58-6	1,1-Dichloropropylene	ND		ug/L	2.5	5.0	1	EPA 8260C	12/31/2014 16:25	01/01/2015 04:39	BK
87-61-6	1,2,3-Trichlorobenzene	ND		ug/L	2.5	5.0	1	EPA 8260C	12/31/2014 16:25	01/01/2015 04:39	BK
96-18-4	1,2,3-Trichloropropane	ND		ug/L	2.5	5.0	1	EPA 8260C	12/31/2014 16:25	01/01/2015 04:39	BK
120-82-1	1,2,4-Trichlorobenzene	ND		ug/L	2.5	5.0	1	EPA 8260C	12/31/2014 16:25	01/01/2015 04:39	BK
96-12-8	1,2-Dibromo-3-chloropropane	ND		ug/L	2.5	5.0	1	EPA 8260C	12/31/2014 16:25	01/01/2015 04:39	BK
106-93-4	1,2-Dibromoethane	ND		ug/L	2.5	5.0	1	EPA 8260C	12/31/2014 16:25	01/01/2015 04:39	BK
95-50-1	1,2-Dichlorobenzene	ND		ug/L	2.5	5.0	1	EPA 8260C	12/31/2014 16:25	01/01/2015 04:39	BK
107-06-2	1,2-Dichloroethane	ND		ug/L	2.5	5.0	1	EPA 8260C	12/31/2014 16:25	01/01/2015 04:39	BK
78-87-5	1,2-Dichloropropane	ND		ug/L	2.5	5.0	1	EPA 8260C	12/31/2014 16:25	01/01/2015 04:39	BK

Sample Information

Client Sample ID: **Field Blank** **York Sample ID:** **14L0872-15**

York Project (SDG) No.	Client Project ID	Matrix	Collection Date/Time	Date Received
14L0872	SNYGEN	Water	December 22, 2014 2:00 pm	12/22/2014

Volatile Organics, 8260 Halogenated List **Log-in Notes:** **Sample Notes:**

Sample Prepared by Method: EPA 5030B

CAS No.	Parameter	Result	Flag	Units	Reported to LOD/MDL	LOQ	Dilution	Reference Method	Date/Time Prepared	Date/Time Analyzed	Analyst
541-73-1	1,3-Dichlorobenzene	ND		ug/L	2.5	5.0	1	EPA 8260C	12/31/2014 16:25	01/01/2015 04:39	BK
142-28-9	1,3-Dichloropropane	ND		ug/L	2.5	5.0	1	EPA 8260C	12/31/2014 16:25	01/01/2015 04:39	BK
106-46-7	1,4-Dichlorobenzene	ND		ug/L	2.5	5.0	1	EPA 8260C	12/31/2014 16:25	01/01/2015 04:39	BK
594-20-7	2,2-Dichloropropane	ND		ug/L	2.5	5.0	1	EPA 8260C	12/31/2014 16:25	01/01/2015 04:39	BK
95-49-8	2-Chlorotoluene	ND		ug/L	2.5	5.0	1	EPA 8260C	12/31/2014 16:25	01/01/2015 04:39	BK
106-43-4	4-Chlorotoluene	ND		ug/L	2.5	5.0	1	EPA 8260C	12/31/2014 16:25	01/01/2015 04:39	BK
108-86-1	Bromobenzene	ND		ug/L	2.5	5.0	1	EPA 8260C	12/31/2014 16:25	01/01/2015 04:39	BK
74-97-5	Bromochloromethane	ND		ug/L	2.5	5.0	1	EPA 8260C	12/31/2014 16:25	01/01/2015 04:39	BK
75-27-4	Bromodichloromethane	ND		ug/L	2.5	5.0	1	EPA 8260C	12/31/2014 16:25	01/01/2015 04:39	BK
75-25-2	Bromoform	ND		ug/L	2.5	5.0	1	EPA 8260C	12/31/2014 16:25	01/01/2015 04:39	BK
74-83-9	Bromomethane	ND		ug/L	2.5	5.0	1	EPA 8260C	12/31/2014 16:25	01/01/2015 04:39	BK
56-23-5	Carbon tetrachloride	ND		ug/L	2.5	5.0	1	EPA 8260C	12/31/2014 16:25	01/01/2015 04:39	BK
108-90-7	Chlorobenzene	ND		ug/L	2.5	5.0	1	EPA 8260C	12/31/2014 16:25	01/01/2015 04:39	BK
75-00-3	Chloroethane	ND		ug/L	2.5	5.0	1	EPA 8260C	12/31/2014 16:25	01/01/2015 04:39	BK
67-66-3	Chloroform	ND		ug/L	2.5	5.0	1	EPA 8260C	12/31/2014 16:25	01/01/2015 04:39	BK
74-87-3	Chloromethane	ND		ug/L	2.5	5.0	1	EPA 8260C	12/31/2014 16:25	01/01/2015 04:39	BK
156-59-2	cis-1,2-Dichloroethylene	ND		ug/L	2.5	5.0	1	EPA 8260C	12/31/2014 16:25	01/01/2015 04:39	BK
10061-01-5	cis-1,3-Dichloropropylene	ND		ug/L	2.5	5.0	1	EPA 8260C	12/31/2014 16:25	01/01/2015 04:39	BK
124-48-1	Dibromochloromethane	ND		ug/L	2.5	5.0	1	EPA 8260C	12/31/2014 16:25	01/01/2015 04:39	BK
74-95-3	Dibromomethane	ND		ug/L	2.5	5.0	1	EPA 8260C	12/31/2014 16:25	01/01/2015 04:39	BK
75-71-8	Dichlorodifluoromethane	ND		ug/L	2.5	5.0	1	EPA 8260C	12/31/2014 16:25	01/01/2015 04:39	BK
87-68-3	Hexachlorobutadiene	ND		ug/L	2.5	5.0	1	EPA 8260C	12/31/2014 16:25	01/01/2015 04:39	BK
75-09-2	Methylene chloride	ND		ug/L	2.5	10	1	EPA 8260C	12/31/2014 16:25	01/01/2015 04:39	BK
127-18-4	Tetrachloroethylene	ND		ug/L	2.5	5.0	1	EPA 8260C	12/31/2014 16:25	01/01/2015 04:39	BK
156-60-5	trans-1,2-Dichloroethylene	ND		ug/L	2.5	5.0	1	EPA 8260C	12/31/2014 16:25	01/01/2015 04:39	BK
10061-02-6	trans-1,3-Dichloropropylene	ND		ug/L	2.5	5.0	1	EPA 8260C	12/31/2014 16:25	01/01/2015 04:39	BK
79-01-6	Trichloroethylene	ND		ug/L	2.5	5.0	1	EPA 8260C	12/31/2014 16:25	01/01/2015 04:39	BK
75-69-4	Trichlorofluoromethane	ND		ug/L	2.5	5.0	1	EPA 8260C	12/31/2014 16:25	01/01/2015 04:39	BK
75-01-4	Vinyl Chloride	ND		ug/L	2.5	5.0	1	EPA 8260C	12/31/2014 16:25	01/01/2015 04:39	BK

	Surrogate Recoveries	Result	Acceptance Range
17060-07-0	*Surrogate: 1,2-Dichloroethane-d4*	*105 %*	*65-135*
460-00-4	*Surrogate: p-Bromofluorobenzene*	*109 %*	*81-114*
2037-26-5	*Surrogate: Toluene-d8*	*106 %*	*86-118*

Sample Information

Client Sample ID: **Trip Blank** **York Sample ID:** **14L0872-16**

York Project (SDG) No.	Client Project ID	Matrix	Collection Date/Time	Date Received
14L0872	SNYGEN	Water	December 22, 2014 12:00 am	12/22/2014

Volatile Organics, 8260 Halogenated List **Log-in Notes:** **Sample Notes:**

Sample Prepared by Method: EPA 5030B

CAS No.	Parameter	Result	Flag	Units	Reported to LOD/MDL	LOQ	Dilution	Reference Method	Date/Time Prepared	Date/Time Analyzed	Analyst
630-20-6	1,1,1,2-Tetrachloroethane	ND		ug/L	2.5	5.0	1	EPA 8260C	12/31/2014 16:25	01/01/2015 05:14	BK
71-55-6	1,1,1-Trichloroethane	ND		ug/L	2.5	5.0	1	EPA 8260C	12/31/2014 16:25	01/01/2015 05:14	BK
79-34-5	1,1,2,2-Tetrachloroethane	ND		ug/L	2.5	5.0	1	EPA 8260C	12/31/2014 16:25	01/01/2015 05:14	BK
76-13-1	1,1,2-Trichloro-1,2,2-trifluoroethane (Freon 113)	ND		ug/L	2.5	5.0	1	EPA 8260C	12/31/2014 16:25	01/01/2015 05:14	BK
79-00-5	1,1,2-Trichloroethane	ND		ug/L	2.5	5.0	1	EPA 8260C	12/31/2014 16:25	01/01/2015 05:14	BK
75-34-3	1,1-Dichloroethane	ND		ug/L	2.5	5.0	1	EPA 8260C	12/31/2014 16:25	01/01/2015 05:14	BK
75-35-4	1,1-Dichloroethylene	ND		ug/L	2.5	5.0	1	EPA 8260C	12/31/2014 16:25	01/01/2015 05:14	BK
563-58-6	1,1-Dichloropropylene	ND		ug/L	2.5	5.0	1	EPA 8260C	12/31/2014 16:25	01/01/2015 05:14	BK
87-61-6	1,2,3-Trichlorobenzene	ND		ug/L	2.5	5.0	1	EPA 8260C	12/31/2014 16:25	01/01/2015 05:14	BK
96-18-4	1,2,3-Trichloropropane	ND		ug/L	2.5	5.0	1	EPA 8260C	12/31/2014 16:25	01/01/2015 05:14	BK
120-82-1	1,2,4-Trichlorobenzene	ND		ug/L	2.5	5.0	1	EPA 8260C	12/31/2014 16:25	01/01/2015 05:14	BK
96-12-8	1,2-Dibromo-3-chloropropane	ND		ug/L	2.5	5.0	1	EPA 8260C	12/31/2014 16:25	01/01/2015 05:14	BK
106-93-4	1,2-Dibromoethane	ND		ug/L	2.5	5.0	1	EPA 8260C	12/31/2014 16:25	01/01/2015 05:14	BK
95-50-1	1,2-Dichlorobenzene	ND		ug/L	2.5	5.0	1	EPA 8260C	12/31/2014 16:25	01/01/2015 05:14	BK
107-06-2	1,2-Dichloroethane	ND		ug/L	2.5	5.0	1	EPA 8260C	12/31/2014 16:25	01/01/2015 05:14	BK
78-87-5	1,2-Dichloropropane	ND		ug/L	2.5	5.0	1	EPA 8260C	12/31/2014 16:25	01/01/2015 05:14	BK
541-73-1	1,3-Dichlorobenzene	ND		ug/L	2.5	5.0	1	EPA 8260C	12/31/2014 16:25	01/01/2015 05:14	BK
142-28-9	1,3-Dichloropropane	ND		ug/L	2.5	5.0	1	EPA 8260C	12/31/2014 16:25	01/01/2015 05:14	BK
106-46-7	1,4-Dichlorobenzene	ND		ug/L	2.5	5.0	1	EPA 8260C	12/31/2014 16:25	01/01/2015 05:14	BK
594-20-7	2,2-Dichloropropane	ND		ug/L	2.5	5.0	1	EPA 8260C	12/31/2014 16:25	01/01/2015 05:14	BK
95-49-8	2-Chlorotoluene	ND		ug/L	2.5	5.0	1	EPA 8260C	12/31/2014 16:25	01/01/2015 05:14	BK
106-43-4	4-Chlorotoluene	ND		ug/L	2.5	5.0	1	EPA 8260C	12/31/2014 16:25	01/01/2015 05:14	BK
108-86-1	Bromobenzene	ND		ug/L	2.5	5.0	1	EPA 8260C	12/31/2014 16:25	01/01/2015 05:14	BK
74-97-5	Bromochloromethane	ND		ug/L	2.5	5.0	1	EPA 8260C	12/31/2014 16:25	01/01/2015 05:14	BK
75-27-4	Bromodichloromethane	ND		ug/L	2.5	5.0	1	EPA 8260C	12/31/2014 16:25	01/01/2015 05:14	BK
75-25-2	Bromoform	ND		ug/L	2.5	5.0	1	EPA 8260C	12/31/2014 16:25	01/01/2015 05:14	BK
74-83-9	Bromomethane	ND		ug/L	2.5	5.0	1	EPA 8260C	12/31/2014 16:25	01/01/2015 05:14	BK
56-23-5	Carbon tetrachloride	ND		ug/L	2.5	5.0	1	EPA 8260C	12/31/2014 16:25	01/01/2015 05:14	BK
108-90-7	Chlorobenzene	ND		ug/L	2.5	5.0	1	EPA 8260C	12/31/2014 16:25	01/01/2015 05:14	BK
75-00-3	Chloroethane	ND		ug/L	2.5	5.0	1	EPA 8260C	12/31/2014 16:25	01/01/2015 05:14	BK
67-66-3	Chloroform	ND		ug/L	2.5	5.0	1	EPA 8260C	12/31/2014 16:25	01/01/2015 05:14	BK
74-87-3	Chloromethane	ND		ug/L	2.5	5.0	1	EPA 8260C	12/31/2014 16:25	01/01/2015 05:14	BK
156-59-2	cis-1,2-Dichloroethylene	ND		ug/L	2.5	5.0	1	EPA 8260C	12/31/2014 16:25	01/01/2015 05:14	BK
10061-01-5	cis-1,3-Dichloropropylene	ND		ug/L	2.5	5.0	1	EPA 8260C	12/31/2014 16:25	01/01/2015 05:14	BK
124-48-1	Dibromochloromethane	ND		ug/L	2.5	5.0	1	EPA 8260C	12/31/2014 16:25	01/01/2015 05:14	BK

Sample Information

Client Sample ID: **Trip Blank** **York Sample ID:** **14L0872-16**

York Project (SDG) No.	Client Project ID	Matrix	Collection Date/Time	Date Received
14L0872	SNYGEN	Water	December 22, 2014 12:00 am	12/22/2014

Volatile Organics, 8260 Halogenated List

Log-in Notes: **Sample Notes:**

Sample Prepared by Method: EPA 5030B

CAS No.	Parameter	Result	Flag	Units	Reported to LOD/MDL	LOQ	Dilution	Reference Method	Date/Time Prepared	Date/Time Analyzed	Analyst
74-95-3	Dibromomethane	ND		ug/L	2.5	5.0	1	EPA 8260C	12/31/2014 16:25	01/01/2015 05:14	BK
75-71-8	Dichlorodifluoromethane	ND		ug/L	2.5	5.0	1	EPA 8260C	12/31/2014 16:25	01/01/2015 05:14	BK
87-68-3	Hexachlorobutadiene	ND		ug/L	2.5	5.0	1	EPA 8260C	12/31/2014 16:25	01/01/2015 05:14	BK
75-09-2	**Methylene chloride**	**2.6**	J, B	ug/L	2.5	10	1	EPA 8260C	12/31/2014 16:25	01/01/2015 05:14	BK
127-18-4	Tetrachloroethylene	ND		ug/L	2.5	5.0	1	EPA 8260C	12/31/2014 16:25	01/01/2015 05:14	BK
156-60-5	trans-1,2-Dichloroethylene	ND		ug/L	2.5	5.0	1	EPA 8260C	12/31/2014 16:25	01/01/2015 05:14	BK
10061-02-6	trans-1,3-Dichloropropylene	ND		ug/L	2.5	5.0	1	EPA 8260C	12/31/2014 16:25	01/01/2015 05:14	BK
79-01-6	Trichloroethylene	ND		ug/L	2.5	5.0	1	EPA 8260C	12/31/2014 16:25	01/01/2015 05:14	BK
75-69-4	Trichlorofluoromethane	ND		ug/L	2.5	5.0	1	EPA 8260C	12/31/2014 16:25	01/01/2015 05:14	BK
75-01-4	Vinyl Chloride	ND		ug/L	2.5	5.0	1	EPA 8260C	12/31/2014 16:25	01/01/2015 05:14	BK

	Surrogate Recoveries	Result	Acceptance Range
17060-07-0	*Surrogate: 1,2-Dichloroethane-d4*	*108 %*	*65-135*
460-00-4	*Surrogate: p-Bromofluorobenzene*	*103 %*	*81-114*
2037-26-5	*Surrogate: Toluene-d8*	*100 %*	*86-118*

Analytical Batch Summary

Batch ID: BA50021 **Preparation Method:** EPA 5030B **Prepared By:** BGS

YORK Sample ID	Client Sample ID	Preparation Date
14L0872-10	MW-17S	12/31/14
14L0872-11	MW-17D	12/31/14
14L0872-12	MW-21	12/31/14
14L0872-14	Duplicate	12/31/14
14L0872-15	Field Blank	12/31/14
14L0872-16	Trip Blank	12/31/14
BA50021-BLK1	Blank	12/31/14
BA50021-BS1	LCS	12/31/14
BA50021-BSD1	LCS Dup	12/31/14
BA50021-DUP1	Duplicate	12/31/14
BA50021-MS1	Matrix Spike	12/31/14

Batch ID: BA50040 **Preparation Method:** EPA 5030B **Prepared By:** OW

YORK Sample ID	Client Sample ID	Preparation Date
14L0872-02	EW-6	01/02/15
14L0872-06	EW-12	01/02/15
14L0872-07	EW-14	01/02/15
14L0872-08	EW-15	01/02/15
BA50040-BLK1	Blank	01/02/15
BA50040-BS1	LCS	01/02/15
BA50040-BSD1	LCS Dup	01/02/15

Batch ID: BL41220 **Preparation Method:** Analysis Preparation **Prepared By:** SCA

YORK Sample ID	Client Sample ID	Preparation Date
14L0872-09	MW-12	12/23/14
14L0872-10	MW-17S	12/23/14
14L0872-11	MW-17D	12/23/14
14L0872-12	MW-21	12/23/14
14L0872-13	MW-22	12/23/14
14L0872-14	Duplicate	12/23/14
BL41220-BLK1	Blank	12/23/14
BL41220-BS1	LCS	12/23/14
BL41220-DUP1	Duplicate	12/23/14
BL41220-MS1	Matrix Spike	12/23/14

Batch ID: BL41239 **Preparation Method:** EPA 3010A **Prepared By:** MW

YORK Sample ID	Client Sample ID	Preparation Date
14L0872-09	MW-12	12/23/14
14L0872-10	MW-17S	12/23/14
14L0872-11	MW-17D	12/23/14
14L0872-12	MW-21	12/23/14

14L0872-13	MW-22	12/23/14
14L0872-14	Duplicate	12/23/14
BL41239-BLK1	Blank	12/23/14
BL41239-DUP1	Duplicate	12/23/14
BL41239-MS1	Matrix Spike	12/23/14
BL41239-SRM1	Reference	12/23/14

Batch ID: BL41355 **Preparation Method:** EPA 300 **Prepared By:** KK

YORK Sample ID	Client Sample ID	Preparation Date
14L0872-09	MW-12	12/25/14
14L0872-10	MW-17S	12/25/14
14L0872-11	MW-17D	12/25/14
14L0872-12	MW-21	12/25/14
14L0872-13	MW-22	12/25/14
14L0872-14	Duplicate	12/25/14
BL41355-BLK1	Blank	12/25/14
BL41355-BS1	LCS	12/25/14
BL41355-SRM1	Reference	12/25/14

Batch ID: BL41472 **Preparation Method:** Preparation for GC Analysis **Prepared By:** JW

YORK Sample ID	Client Sample ID	Preparation Date
14L0872-01	EW-5	12/30/14
14L0872-02	EW-6	12/30/14
14L0872-03	EW-8	12/30/14
14L0872-04	EW-10	12/30/14
14L0872-05	EW-11	12/30/14
14L0872-06	EW-12	12/30/14
14L0872-07	EW-14	12/30/14
14L0872-08	EW-15	12/30/14
14L0872-09	MW-12	12/30/14
14L0872-10	MW-17S	12/30/14
14L0872-11	MW-17D	12/30/14
14L0872-12	MW-21	12/30/14
14L0872-13	MW-22	12/30/14
14L0872-14	Duplicate	12/30/14
BL41472-BLK1	Blank	12/30/14
BL41472-DUP1	Duplicate	12/30/14

Batch ID: BL41481 **Preparation Method:** EPA 5030B **Prepared By:** BGS

YORK Sample ID	Client Sample ID	Preparation Date
14L0872-13	MW-22	12/30/14
BL41481-BLK1	Blank	12/30/14
BL41481-BS1	LCS	12/30/14
BL41481-BSD1	LCS Dup	12/30/14
BL41481-MS1	Matrix Spike	12/30/14
BL41481-MSD1	Matrix Spike Dup	12/30/14

Batch ID: BL41547 **Preparation Method:** EPA 5030B **Prepared By:** BGS

YORK Sample ID	Client Sample ID	Preparation Date
14L0872-01	EW-5	12/31/14
14L0872-03	EW-8	12/31/14
14L0872-04	EW-10	12/31/14
14L0872-05	EW-11	12/31/14
14L0872-09	MW-12	12/31/14
14L0872-13RE1	MW-22	12/30/14
BL41547-BLK1	Blank	12/31/14
BL41547-BS1	LCS	12/31/14
BL41547-BSD1	LCS Dup	12/31/14

Volatile Organic Compounds by GC/MS - Quality Control Data

York Analytical Laboratories, Inc.

Analyte	Result	Reporting Limit	Units	Spike Level	Source* Result	%REC	%REC Limits	Flag	RPD	RPD Limit	Flag
Batch BA50021 - EPA 5030B											
Blank (BA50021-BLK1)									Prepared: 12/31/2014 Analyzed: 01/01/2015		
1,1,1,2-Tetrachloroethane	ND	5.0	ug/L								
1,1,1-Trichloroethane	ND	5.0	"								
1,1,2,2-Tetrachloroethane	ND	5.0	"								
1,1,2-Trichloro-1,2,2-trifluoroethane (Freon 113)	ND	5.0	"								
1,1,2-Trichloroethane	ND	5.0	"								
1,1-Dichloroethane	ND	5.0	"								
1,1-Dichloroethylene	ND	5.0	"								
1,1-Dichloropropylene	ND	5.0	"								
1,2,3-Trichlorobenzene	4.3	5.0	"								
1,2,3-Trichloropropane	ND	5.0	"								
1,2,4-Trichlorobenzene	ND	5.0	"								
1,2-Dibromo-3-chloropropane	ND	5.0	"								
1,2-Dibromoethane	ND	5.0	"								
1,2-Dichlorobenzene	ND	5.0	"								
1,2-Dichloroethane	ND	5.0	"								
1,2-Dichloropropane	ND	5.0	"								
1,3-Dichlorobenzene	ND	5.0	"								
1,3-Dichloropropane	ND	5.0	"								
1,4-Dichlorobenzene	ND	5.0	"								
2,2-Dichloropropane	ND	5.0	"								
2-Chlorotoluene	ND	5.0	"								
4-Chlorotoluene	ND	5.0	"								
Bromobenzene	ND	5.0	"								
Bromochloromethane	ND	5.0	"								
Bromodichloromethane	ND	5.0	"								
Bromoform	ND	5.0	"								
Bromomethane	ND	5.0	"								
Carbon tetrachloride	ND	5.0	"								
Chlorobenzene	ND	5.0	"								
Chloroethane	ND	5.0	"								
Chloroform	ND	5.0	"								
Chloromethane	ND	5.0	"								
cis-1,2-Dichloroethylene	ND	5.0	"								
cis-1,3-Dichloropropylene	ND	5.0	"								
Dibromochloromethane	ND	5.0	"								
Dibromomethane	ND	5.0	"								
Dichlorodifluoromethane	ND	5.0	"								
Hexachlorobutadiene	ND	5.0	"								
Methylene chloride	2.6	10	"								
Tetrachloroethylene	ND	5.0	"								
trans-1,2-Dichloroethylene	ND	5.0	"								
trans-1,3-Dichloropropylene	ND	5.0	"								
Trichloroethylene	ND	5.0	"								
Trichlorofluoromethane	ND	5.0	"								
Vinyl Chloride	ND	5.0	"								
Surrogate: 1,2-Dichloroethane-d4	*51.2*		*"*	*50.0*		*102*	*65-135*				
Surrogate: p-Bromofluorobenzene	*53.4*		*"*	*50.0*		*107*	*81-114*				
Surrogate: Toluene-d8	*51.1*		*"*	*50.0*		*102*	*86-118*				

Volatile Organic Compounds by GC/MS - Quality Control Data

York Analytical Laboratories, Inc.

Analyte	Result	Reporting Limit	Units	Spike Level	Source* Result	%REC	%REC Limits	Flag	RPD	RPD Limit	Flag
Batch BA50021 - EPA 5030B											
LCS (BA50021-BS1)							Prepared: 12/31/2014 Analyzed: 01/01/2015				
1,1,1,2-Tetrachloroethane	56		ug/L	50.0		111	70-132				
1,1,1-Trichloroethane	55		"	50.0		111	68-138				
1,1,2,2-Tetrachloroethane	53		"	50.0		106	73-132				
1,1,2-Trichloro-1,2,2-trifluoroethane (Freon 113)	48		"	50.0		95.3	67-136				
1,1,2-Trichloroethane	52		"	50.0		105	79-125				
1,1-Dichloroethane	56		"	50.0		112	78-128				
1,1-Dichloroethylene	54		"	50.0		108	68-134				
1,1-Dichloropropylene	52		"	50.0		104	74-130				
1,2,3-Trichlorobenzene	50		"	50.0		99.4	77-140				
1,2,3-Trichloropropane	51		"	50.0		101	79-127				
1,2,4-Trichlorobenzene	46		"	50.0		93.0	75-141				
1,2-Dibromo-3-chloropropane	60		"	50.0		119	60-150				
1,2-Dibromoethane	52		"	50.0		104	86-123				
1,2-Dichlorobenzene	51		"	50.0		101	79-125				
1,2-Dichloroethane	57		"	50.0		114	69-133				
1,2-Dichloropropane	55		"	50.0		110	76-124				
1,3-Dichlorobenzene	51		"	50.0		102	81-124				
1,3-Dichloropropane	54		"	50.0		109	79-125				
1,4-Dichlorobenzene	50		"	50.0		100	82-124				
2,2-Dichloropropane	54		"	50.0		108	61-139				
2-Chlorotoluene	52		"	50.0		105	74-130				
4-Chlorotoluene	52		"	50.0		104	75-127				
Bromobenzene	52		"	50.0		104	74-129				
Bromochloromethane	54		"	50.0		109	69-134				
Bromodichloromethane	58		"	50.0		117	76-127				
Bromoform	55		"	50.0		111	77-137				
Bromomethane	49		"	50.0		98.2	50-156				
Carbon tetrachloride	56		"	50.0		112	62-145				
Chlorobenzene	52		"	50.0		105	85-119				
Chloroethane	48		"	50.0		96.4	49-143				
Chloroform	55		"	50.0		109	74-131				
Chloromethane	46		"	50.0		92.8	43-134				
cis-1,2-Dichloroethylene	49		"	50.0		98.1	73-134				
cis-1,3-Dichloropropylene	57		"	50.0		114	77-128				
Dibromochloromethane	55		"	50.0		111	79-130				
Dibromomethane	55		"	50.0		109	78-128				
Dichlorodifluoromethane	22		"	50.0		44.3	38-139				
Hexachlorobutadiene	55		"	50.0		109	72-141				
Methylene chloride	52		"	50.0		105	56-142				
Tetrachloroethylene	54		"	50.0		108	78-133				
trans-1,2-Dichloroethylene	55		"	50.0		110	59-145				
trans-1,3-Dichloropropylene	57		"	50.0		115	74-131				
Trichloroethylene	54		"	50.0		108	81-125				
Trichlorofluoromethane	52		"	50.0		104	61-144				
Vinyl Chloride	42		"	50.0		83.6	42-136				
Surrogate: 1,2-Dichloroethane-d4	*55.9*		*"*	*50.0*		*112*	*65-135*				
Surrogate: p-Bromofluorobenzene	*49.5*		*"*	*50.0*		*99.0*	*81-114*				
Surrogate: Toluene-d8	*50.9*		*"*	*50.0*		*102*	*86-118*				

Volatile Organic Compounds by GC/MS - Quality Control Data

York Analytical Laboratories, Inc.

Analyte	Result	Reporting Limit	Units	Spike Level	Source* Result	%REC	%REC Limits	Flag	RPD	RPD Limit	Flag
Batch BA50021 - EPA 5030B											
LCS Dup (BA50021-BSD1)								Prepared: 12/31/2014 Analyzed: 01/01/2015			
1,1,1,2-Tetrachloroethane	56		ug/L	50.0		113	70-132		1.45	30	
1,1,1-Trichloroethane	54		"	50.0		108	68-138		2.64	30	
1,1,2,2-Tetrachloroethane	55		"	50.0		109	73-132		2.86	30	
1,1,2-Trichloro-1,2,2-trifluoroethane (Freon 113)	45		"	50.0		89.9	67-136		5.77	30	
1,1,2-Trichloroethane	54		"	50.0		107	79-125		2.21	30	
1,1-Dichloroethane	54		"	50.0		108	78-128		3.76	30	
1,1-Dichloroethylene	52		"	50.0		105	68-134		3.12	30	
1,1-Dichloropropylene	50		"	50.0		99.7	74-130		4.49	30	
1,2,3-Trichlorobenzene	54		"	50.0		109	77-140		9.14	30	
1,2,3-Trichloropropane	54		"	50.0		108	79-127		6.83	30	
1,2,4-Trichlorobenzene	49		"	50.0		98.1	75-141		5.32	30	
1,2-Dibromo-3-chloropropane	68		"	50.0		136	60-150		13.3	30	
1,2-Dibromoethane	54		"	50.0		107	86-123		2.61	30	
1,2-Dichlorobenzene	55		"	50.0		110	79-125		8.52	30	
1,2-Dichloroethane	55		"	50.0		110	69-133		3.43	30	
1,2-Dichloropropane	55		"	50.0		110	76-124		0.526	30	
1,3-Dichlorobenzene	53		"	50.0		107	81-124		4.32	30	
1,3-Dichloropropane	54		"	50.0		109	79-125		0.331	30	
1,4-Dichlorobenzene	53		"	50.0		105	82-124		4.57	30	
2,2-Dichloropropane	51		"	50.0		103	61-139		4.92	30	
2-Chlorotoluene	54		"	50.0		109	74-130		3.89	30	
4-Chlorotoluene	52		"	50.0		105	75-127		0.497	30	
Bromobenzene	53		"	50.0		106	74-129		1.43	30	
Bromochloromethane	53		"	50.0		106	69-134		3.23	30	
Bromodichloromethane	59		"	50.0		118	76-127		0.888	30	
Bromoform	56		"	50.0		112	77-137		0.969	30	
Bromomethane	48		"	50.0		95.7	50-156		2.56	30	
Carbon tetrachloride	54		"	50.0		109	62-145		3.07	30	
Chlorobenzene	53		"	50.0		106	85-119		1.17	30	
Chloroethane	45		"	50.0		90.7	49-143		6.07	30	
Chloroform	53		"	50.0		106	74-131		3.16	30	
Chloromethane	21		"	50.0		42.9	43-134	Low Bias	73.7	30	Non-dir.
cis-1,2-Dichloroethylene	47		"	50.0		94.7	73-134		3.57	30	
cis-1,3-Dichloropropylene	57		"	50.0		113	77-128		0.370	30	
Dibromochloromethane	56		"	50.0		113	79-130		1.68	30	
Dibromomethane	52		"	50.0		104	78-128		5.08	30	
Dichlorodifluoromethane	21		"	50.0		41.7	38-139		6.00	30	
Hexachlorobutadiene	61		"	50.0		122	72-141		11.0	30	
Methylene chloride	50		"	50.0		99.1	56-142		5.57	30	
Tetrachloroethylene	53		"	50.0		106	78-133		1.53	30	
trans-1,2-Dichloroethylene	54		"	50.0		107	59-145		2.73	30	
trans-1,3-Dichloropropylene	56		"	50.0		111	74-131		3.31	30	
Trichloroethylene	52		"	50.0		103	81-125		4.00	30	
Trichlorofluoromethane	50		"	50.0		100	61-144		4.07	30	
Vinyl Chloride	40		"	50.0		79.9	42-136		4.43	30	
Surrogate: 1,2-Dichloroethane-d4	*54.5*		*"*	*50.0*		*109*	*65-135*				
Surrogate: p-Bromofluorobenzene	*47.8*		*"*	*50.0*		*95.5*	*81-114*				
Surrogate: Toluene-d8	*48.1*		*"*	*50.0*		*96.1*	*86-118*				

Volatile Organic Compounds by GC/MS - Quality Control Data

York Analytical Laboratories, Inc.

Analyte	Result	Reporting Limit	Units	Spike Level	Source* Result	%REC	%REC Limits	Flag	RPD	RPD Limit	Flag
Batch BA50021 - EPA 5030B											
Duplicate (BA50021-DUP1)	*Source sample: 14L0872-11 (MW-17D)								Prepared: 12/31/2014 Analyzed: 01/01/2015		
1,1,1,2-Tetrachloroethane	ND	5.0	ug/L		ND					200	
1,1,1-Trichloroethane	74	5.0	"		89				17.6	200	
1,1,2,2-Tetrachloroethane	ND	5.0	"		ND					200	
1,1,2-Trichloro-1,2,2-trifluoroethane (Freon 113)	ND	5.0	"		ND					200	
1,1,2-Trichloroethane	ND	5.0	"		ND					200	
1,1-Dichloroethane	ND	5.0	"		ND					200	
1,1-Dichloroethylene	ND	5.0	"		ND					200	
1,1-Dichloropropylene	ND	5.0	"		ND					200	
1,2,3-Trichlorobenzene	4.2	5.0	"		ND					200	
1,2,3-Trichloropropane	ND	5.0	"		ND					200	
1,2,4-Trichlorobenzene	ND	5.0	"		ND					200	
1,2-Dibromo-3-chloropropane	ND	5.0	"		ND					200	
1,2-Dibromoethane	ND	5.0	"		ND					200	
1,2-Dichlorobenzene	ND	5.0	"		ND					200	
1,2-Dichloroethane	ND	5.0	"		ND					200	
1,2-Dichloropropane	ND	5.0	"		ND					200	
1,3-Dichlorobenzene	ND	5.0	"		ND					200	
1,3-Dichloropropane	ND	5.0	"		ND					200	
1,4-Dichlorobenzene	ND	5.0	"		ND					200	
2,2-Dichloropropane	ND	5.0	"		ND					200	
2-Chlorotoluene	ND	5.0	"		ND					200	
4-Chlorotoluene	ND	5.0	"		ND					200	
Bromobenzene	ND	5.0	"		ND					200	
Bromochloromethane	ND	5.0	"		ND					200	
Bromodichloromethane	ND	5.0	"		ND					200	
Bromoform	ND	5.0	"		ND					200	
Bromomethane	ND	5.0	"		ND					200	
Carbon tetrachloride	150	5.0	"		190				22.1	200	
Chlorobenzene	ND	5.0	"		ND					200	
Chloroethane	ND	5.0	"		ND					200	
Chloroform	8.1	5.0	"		8.8				8.08	200	
Chloromethane	ND	5.0	"		ND					200	
cis-1,2-Dichloroethylene	ND	5.0	"		ND					200	
cis-1,3-Dichloropropylene	ND	5.0	"		ND					200	
Dibromochloromethane	ND	5.0	"		ND					200	
Dibromomethane	ND	5.0	"		ND					200	
Dichlorodifluoromethane	ND	5.0	"		ND					200	
Hexachlorobutadiene	ND	5.0	"		ND					200	
Methylene chloride	ND	10	"		2.5					200	
Tetrachloroethylene	ND	5.0	"		ND					200	
trans-1,2-Dichloroethylene	ND	5.0	"		ND					200	
trans-1,3-Dichloropropylene	ND	5.0	"		ND					200	
Trichloroethylene	ND	5.0	"		ND					200	
Trichlorofluoromethane	ND	5.0	"		ND					200	
Vinyl Chloride	ND	5.0	"		ND					200	
Surrogate: 1,2-Dichloroethane-d4	*55.0*		*"*	*50.0*		*110*	*65-135*				
Surrogate: p-Bromofluorobenzene	*53.2*		*"*	*50.0*		*106*	*81-114*				
Surrogate: Toluene-d8	*50.1*		*"*	*50.0*		*100*	*86-118*				

Volatile Organic Compounds by GC/MS - Quality Control Data

York Analytical Laboratories, Inc.

Analyte	Result	Reporting Limit	Units	Spike Level	Source* Result	%REC	%REC Limits	Flag	RPD	RPD Limit	Flag
Batch BA50021 - EPA 5030B											
Matrix Spike (BA50021-MS1)	*Source sample: 14L0872-11 (MW-17D)							Prepared: 12/31/2014 Analyzed: 01/01/2015			
1,1,1,2-Tetrachloroethane	58		ug/L	50.0	ND	116	52-142				
1,1,1-Trichloroethane	120		"	50.0	89	69.0	52-147				
1,1,2,2-Tetrachloroethane	42		"	50.0	ND	83.9	65-131				
1,1,2-Trichloro-1,2,2-trifluoroethane (Freon 113)	44		"	50.0	ND	87.4	42-160				
1,1,2-Trichloroethane	53		"	50.0	ND	106	72-126				
1,1-Dichloroethane	53		"	50.0	ND	106	64-135				
1,1-Dichloroethylene	49		"	50.0	ND	98.3	47-150				
1,1-Dichloropropylene	52		"	50.0	ND	103	68-123				
1,2,3-Trichlorobenzene	48		"	50.0	ND	95.7	53-148				
1,2,3-Trichloropropane	55		"	50.0	ND	109	68-129				
1,2,4-Trichlorobenzene	46		"	50.0	ND	91.4	51-148				
1,2-Dibromo-3-chloropropane	57		"	50.0	ND	114	48-155				
1,2-Dibromoethane	46		"	50.0	ND	91.3	76-124				
1,2-Dichlorobenzene	52		"	50.0	ND	103	70-125				
1,2-Dichloroethane	58		"	50.0	ND	117	57-139				
1,2-Dichloropropane	54		"	50.0	ND	108	65-128				
1,3-Dichlorobenzene	48		"	50.0	ND	96.2	71-122				
1,3-Dichloropropane	53		"	50.0	ND	106	66-128				
1,4-Dichlorobenzene	49		"	50.0	ND	97.6	69-125				
2,2-Dichloropropane	49		"	50.0	ND	97.7	42-138				
2-Chlorotoluene	52		"	50.0	ND	103	63-131				
4-Chlorotoluene	50		"	50.0	ND	101	63-130				
Bromobenzene	52		"	50.0	ND	105	63-130				
Bromochloromethane	53		"	50.0	ND	107	59-133				
Bromodichloromethane	58		"	50.0	ND	117	66-131				
Bromoform	54		"	50.0	ND	108	68-136				
Bromomethane	0.0		"	50.0	ND		23-151	Low Bias			
Carbon tetrachloride	200		"	50.0	190	23.1	51-147	Low Bias			
Chlorobenzene	52		"	50.0	ND	104	75-120				
Chloroethane	41		"	50.0	ND	81.5	33-153				
Chloroform	64		"	50.0	8.8	111	60-137				
Chloromethane	31		"	50.0	ND	62.5	20-140				
cis-1,2-Dichloroethylene	47		"	50.0	ND	93.3	59-136				
cis-1,3-Dichloropropylene	0.0		"	50.0	ND		66-128	Low Bias			
Dibromochloromethane	57		"	50.0	ND	113	68-134				
Dibromomethane	54		"	50.0	ND	109	71-128				
Dichlorodifluoromethane	16		"	50.0	ND	31.7	18-127				
Hexachlorobutadiene	54		"	50.0	ND	108	48-150				
Methylene chloride	48		"	50.0	2.5	91.9	34-154				
Tetrachloroethylene	91		"	50.0	ND	182	51-140	High Bias			
trans-1,2-Dichloroethylene	52		"	50.0	ND	104	49-151				
trans-1,3-Dichloropropylene	0.0		"	50.0	ND		63-129	Low Bias			
Trichloroethylene	58		"	50.0	ND	117	61-133				
Trichlorofluoromethane	47		"	50.0	ND	94.5	47-147				
Vinyl Chloride	44		"	50.0	ND	88.8	25-140				
Surrogate: 1,2-Dichloroethane-d4	*54.6*		*"*	*50.0*		*109*	*65-135*				
Surrogate: p-Bromofluorobenzene	*48.5*		*"*	*50.0*		*97.1*	*81-114*				
Surrogate: Toluene-d8	*49.9*		*"*	*50.0*		*99.7*	*86-118*				

Volatile Organic Compounds by GC/MS - Quality Control Data

York Analytical Laboratories, Inc.

Analyte	Result	Reporting Limit	Units	Spike Level	Source* Result	%REC	%REC Limits	Flag	RPD	RPD Limit	Flag
Batch BA50040 - EPA 5030B											
Blank (BA50040-BLK1)								Prepared & Analyzed: 01/02/2015			
1,1,1,2-Tetrachloroethane	ND	5.0	ug/L								
1,1,1-Trichloroethane	ND	5.0	"								
1,1,2,2-Tetrachloroethane	ND	5.0	"								
1,1,2-Trichloro-1,2,2-trifluoroethane (Freon 113)	ND	5.0	"								
1,1,2-Trichloroethane	ND	5.0	"								
1,1-Dichloroethane	ND	5.0	"								
1,1-Dichloroethylene	ND	5.0	"								
1,1-Dichloropropylene	ND	5.0	"								
1,2,3-Trichlorobenzene	ND	5.0	"								
1,2,3-Trichloropropane	ND	5.0	"								
1,2,4-Trichlorobenzene	ND	5.0	"								
1,2-Dibromo-3-chloropropane	ND	5.0	"								
1,2-Dibromoethane	ND	5.0	"								
1,2-Dichlorobenzene	ND	5.0	"								
1,2-Dichloroethane	ND	5.0	"								
1,2-Dichloropropane	ND	5.0	"								
1,3-Dichlorobenzene	ND	5.0	"								
1,3-Dichloropropane	ND	5.0	"								
1,4-Dichlorobenzene	ND	5.0	"								
2,2-Dichloropropane	ND	5.0	"								
2-Chlorotoluene	ND	5.0	"								
4-Chlorotoluene	ND	5.0	"								
Bromobenzene	ND	5.0	"								
Bromochloromethane	ND	5.0	"								
Bromodichloromethane	ND	5.0	"								
Bromoform	ND	5.0	"								
Bromomethane	ND	5.0	"								
Carbon tetrachloride	ND	5.0	"								
Chlorobenzene	ND	5.0	"								
Chloroethane	ND	5.0	"								
Chloroform	ND	5.0	"								
Chloromethane	ND	5.0	"								
cis-1,2-Dichloroethylene	ND	5.0	"								
cis-1,3-Dichloropropylene	ND	5.0	"								
Dibromochloromethane	ND	5.0	"								
Dibromomethane	ND	5.0	"								
Dichlorodifluoromethane	ND	5.0	"								
Hexachlorobutadiene	ND	5.0	"								
Methylene chloride	ND	10	"								
Tetrachloroethylene	ND	5.0	"								
trans-1,2-Dichloroethylene	ND	5.0	"								
trans-1,3-Dichloropropylene	ND	5.0	"								
Trichloroethylene	ND	5.0	"								
Trichlorofluoromethane	ND	5.0	"								
Vinyl Chloride	ND	5.0	"								
Surrogate: 1,2-Dichloroethane-d4	*48.1*		*"*	*50.0*		*96.2*	*65-135*				
Surrogate: p-Bromofluorobenzene	*47.8*		*"*	*50.0*		*95.5*	*81-114*				
Surrogate: Toluene-d8	*50.0*		*"*	*50.0*		*100*	*86-118*				

Volatile Organic Compounds by GC/MS - Quality Control Data

York Analytical Laboratories, Inc.

Analyte	Result	Reporting Limit	Units	Spike Level	Source* Result	%REC	%REC Limits	Flag	RPD	RPD Limit	Flag
Batch BA50040 - EPA 5030B											
LCS (BA50040-BS1)							Prepared & Analyzed: 01/02/2015				
1,1,1,2-Tetrachloroethane	44		ug/L	50.0		88.7	70-132				
1,1,1-Trichloroethane	45		"	50.0		90.6	68-138				
1,1,2,2-Tetrachloroethane	38		"	50.0		76.2	73-132				
1,1,2-Trichloro-1,2,2-trifluoroethane (Freon 113)	43		"	50.0		86.0	67-136				
1,1,2-Trichloroethane	41		"	50.0		81.5	79-125				
1,1-Dichloroethane	45		"	50.0		90.8	78-128				
1,1-Dichloroethylene	49		"	50.0		97.6	68-134				
1,1-Dichloropropylene	44		"	50.0		88.5	74-130				
1,2,3-Trichlorobenzene	43		"	50.0		86.0	77-140				
1,2,3-Trichloropropane	38		"	50.0		76.2	79-127	Low Bias			
1,2,4-Trichlorobenzene	44		"	50.0		87.3	75-141				
1,2-Dibromo-3-chloropropane	38		"	50.0		76.2	60-150				
1,2-Dibromoethane	40		"	50.0		80.1	86-123	Low Bias			
1,2-Dichlorobenzene	43		"	50.0		86.5	79-125				
1,2-Dichloroethane	42		"	50.0		83.4	69-133				
1,2-Dichloropropane	44		"	50.0		87.8	76-124				
1,3-Dichlorobenzene	44		"	50.0		88.0	81-124				
1,3-Dichloropropane	41		"	50.0		81.0	79-125				
1,4-Dichlorobenzene	44		"	50.0		87.5	82-124				
2,2-Dichloropropane	46		"	50.0		91.1	61-139				
2-Chlorotoluene	44		"	50.0		88.1	74-130				
4-Chlorotoluene	44		"	50.0		87.7	75-127				
Bromobenzene	42		"	50.0		84.4	74-129				
Bromochloromethane	40		"	50.0		79.3	69-134				
Bromodichloromethane	45		"	50.0		90.3	76-127				
Bromoform	39		"	50.0		77.9	77-137				
Bromomethane	52		"	50.0		105	50-156				
Carbon tetrachloride	45		"	50.0		90.4	62-145				
Chlorobenzene	45		"	50.0		90.7	85-119				
Chloroethane	54		"	50.0		107	49-143				
Chloroform	43		"	50.0		85.8	74-131				
Chloromethane	42		"	50.0		83.5	43-134				
cis-1,2-Dichloroethylene	39		"	50.0		78.8	73-134				
cis-1,3-Dichloropropylene	48		"	50.0		96.9	77-128				
Dibromochloromethane	43		"	50.0		86.9	79-130				
Dibromomethane	41		"	50.0		82.7	78-128				
Dichlorodifluoromethane	49		"	50.0		97.1	38-139				
Hexachlorobutadiene	44		"	50.0		88.3	72-141				
Methylene chloride	44		"	50.0		87.4	56-142				
Tetrachloroethylene	45		"	50.0		90.8	78-133				
trans-1,2-Dichloroethylene	44		"	50.0		87.7	59-145				
trans-1,3-Dichloropropylene	45		"	50.0		90.7	74-131				
Trichloroethylene	45		"	50.0		90.6	81-125				
Trichlorofluoromethane	47		"	50.0		94.6	61-144				
Vinyl Chloride	45		"	50.0		89.7	42-136				
Surrogate: 1,2-Dichloroethane-d4	*47.3*		*"*	*50.0*		*94.6*	*65-135*				
Surrogate: p-Bromofluorobenzene	*49.3*		*"*	*50.0*		*98.6*	*81-114*				
Surrogate: Toluene-d8	*49.4*		*"*	*50.0*		*98.8*	*86-118*				

Volatile Organic Compounds by GC/MS - Quality Control Data

York Analytical Laboratories, Inc.

Analyte	Result	Reporting Limit	Units	Spike Level	Source* Result	%REC	%REC Limits	Flag	RPD	RPD Limit	Flag
Batch BA50040 - EPA 5030B											
LCS Dup (BA50040-BSD1)							Prepared & Analyzed: 01/02/2015				
1,1,1,2-Tetrachloroethane	50		ug/L	50.0		99.7	70-132		11.7	30	
1,1,1-Trichloroethane	51		"	50.0		102	68-138		12.2	30	
1,1,2,2-Tetrachloroethane	42		"	50.0		83.3	73-132		8.98	30	
1,1,2-Trichloro-1,2,2-trifluoroethane (Freon 113)	49		"	50.0		97.4	67-136		12.4	30	
1,1,2-Trichloroethane	45		"	50.0		89.8	79-125		9.67	30	
1,1-Dichloroethane	50		"	50.0		99.9	78-128		9.59	30	
1,1-Dichloroethylene	51		"	50.0		101	68-134		3.78	30	
1,1-Dichloropropylene	49		"	50.0		98.7	74-130		10.9	30	
1,2,3-Trichlorobenzene	48		"	50.0		95.3	77-140		10.3	30	
1,2,3-Trichloropropane	42		"	50.0		83.8	79-127		9.43	30	
1,2,4-Trichlorobenzene	49		"	50.0		97.2	75-141		10.8	30	
1,2-Dibromo-3-chloropropane	40		"	50.0		79.2	60-150		3.89	30	
1,2-Dibromoethane	44		"	50.0		87.3	86-123		8.55	30	
1,2-Dichlorobenzene	48		"	50.0		96.6	79-125		11.0	30	
1,2-Dichloroethane	45		"	50.0		90.9	69-133		8.65	30	
1,2-Dichloropropane	48		"	50.0		96.3	76-124		9.30	30	
1,3-Dichlorobenzene	50		"	50.0		101	81-124		13.3	30	
1,3-Dichloropropane	45		"	50.0		90.2	79-125		10.7	30	
1,4-Dichlorobenzene	48		"	50.0		95.2	82-124		8.40	30	
2,2-Dichloropropane	51		"	50.0		102	61-139		11.3	30	
2-Chlorotoluene	49		"	50.0		97.2	74-130		9.76	30	
4-Chlorotoluene	48		"	50.0		96.1	75-127		9.16	30	
Bromobenzene	48		"	50.0		95.9	74-129		12.8	30	
Bromochloromethane	46		"	50.0		91.8	69-134		14.6	30	
Bromodichloromethane	49		"	50.0		99.0	76-127		9.15	30	
Bromoform	46		"	50.0		91.1	77-137		15.6	30	
Bromomethane	62		"	50.0		125	50-156		17.4	30	
Carbon tetrachloride	51		"	50.0		102	62-145		11.7	30	
Chlorobenzene	50		"	50.0		99.9	85-119		9.64	30	
Chloroethane	59		"	50.0		119	49-143		9.89	30	
Chloroform	49		"	50.0		97.3	74-131		12.5	30	
Chloromethane	46		"	50.0		91.8	43-134		9.45	30	
cis-1,2-Dichloroethylene	45		"	50.0		90.0	73-134		13.2	30	
cis-1,3-Dichloropropylene	51		"	50.0		103	77-128		5.93	30	
Dibromochloromethane	48		"	50.0		95.9	79-130		9.78	30	
Dibromomethane	46		"	50.0		91.6	78-128		10.1	30	
Dichlorodifluoromethane	53		"	50.0		105	38-139		7.90	30	
Hexachlorobutadiene	50		"	50.0		99.9	72-141		12.3	30	
Methylene chloride	47		"	50.0		93.5	56-142		6.79	30	
Tetrachloroethylene	48		"	50.0		96.4	78-133		5.94	30	
trans-1,2-Dichloroethylene	49		"	50.0		98.8	59-145		11.9	30	
trans-1,3-Dichloropropylene	50		"	50.0		99.1	74-131		8.89	30	
Trichloroethylene	50		"	50.0		100	81-125		9.84	30	
Trichlorofluoromethane	54		"	50.0		108	61-144		13.3	30	
Vinyl Chloride	48		"	50.0		95.1	42-136		5.87	30	
Surrogate: 1,2-Dichloroethane-d4	*46.8*		*"*	*50.0*		*93.5*	*65-135*				
Surrogate: p-Bromofluorobenzene	*48.7*		*"*	*50.0*		*97.5*	*81-114*				
Surrogate: Toluene-d8	*49.4*		*"*	*50.0*		*98.8*	*86-118*				

Volatile Organic Compounds by GC/MS - Quality Control Data

York Analytical Laboratories, Inc.

Analyte	Result	Reporting Limit	Units	Spike Level	Source* Result	%REC	%REC Limits	Flag	RPD	RPD Limit	Flag
Batch BL41481 - EPA 5030B											
Blank (BL41481-BLK1)								Prepared & Analyzed: 12/30/2014			
1,1,1,2-Tetrachloroethane	ND	5.0	ug/L								
1,1,1-Trichloroethane	ND	5.0	"								
1,1,2,2-Tetrachloroethane	ND	5.0	"								
1,1,2-Trichloro-1,2,2-trifluoroethane (Freon 113)	ND	5.0	"								
1,1,2-Trichloroethane	ND	5.0	"								
1,1-Dichloroethane	ND	5.0	"								
1,1-Dichloroethylene	ND	5.0	"								
1,1-Dichloropropylene	ND	5.0	"								
1,2,3-Trichlorobenzene	ND	5.0	"								
1,2,3-Trichloropropane	ND	5.0	"								
1,2,4-Trichlorobenzene	ND	5.0	"								
1,2-Dibromo-3-chloropropane	ND	5.0	"								
1,2-Dibromoethane	ND	5.0	"								
1,2-Dichlorobenzene	ND	5.0	"								
1,2-Dichloroethane	ND	5.0	"								
1,2-Dichloropropane	ND	5.0	"								
1,3-Dichlorobenzene	ND	5.0	"								
1,3-Dichloropropane	ND	5.0	"								
1,4-Dichlorobenzene	ND	5.0	"								
2,2-Dichloropropane	ND	5.0	"								
2-Chlorotoluene	ND	5.0	"								
4-Chlorotoluene	ND	5.0	"								
Bromobenzene	ND	5.0	"								
Bromochloromethane	ND	5.0	"								
Bromodichloromethane	ND	5.0	"								
Bromoform	ND	5.0	"								
Bromomethane	ND	5.0	"								
Carbon tetrachloride	ND	5.0	"								
Chlorobenzene	ND	5.0	"								
Chloroethane	ND	5.0	"								
Chloroform	ND	5.0	"								
Chloromethane	ND	5.0	"								
cis-1,2-Dichloroethylene	ND	5.0	"								
cis-1,3-Dichloropropylene	ND	5.0	"								
Dibromochloromethane	ND	5.0	"								
Dibromomethane	ND	5.0	"								
Dichlorodifluoromethane	ND	5.0	"								
Hexachlorobutadiene	ND	5.0	"								
Methylene chloride	ND	10	"								
Tetrachloroethylene	ND	5.0	"								
trans-1,2-Dichloroethylene	ND	5.0	"								
trans-1,3-Dichloropropylene	ND	5.0	"								
Trichloroethylene	ND	5.0	"								
Trichlorofluoromethane	ND	5.0	"								
Vinyl Chloride	ND	5.0	"								
Surrogate: 1,2-Dichloroethane-d4	*10.8*		*"*	*10.0*		*108*	*65-135*				
Surrogate: p-Bromofluorobenzene	*8.97*		*"*	*10.0*		*89.7*	*81-114*				
Surrogate: Toluene-d8	*9.08*		*"*	*10.0*		*90.8*	*86-118*				

Volatile Organic Compounds by GC/MS - Quality Control Data

York Analytical Laboratories, Inc.

Analyte	Result	Reporting Limit	Units	Spike Level	Source* Result	%REC	%REC Limits	Flag	RPD	RPD Limit	Flag
Batch BL41481 - EPA 5030B											
LCS (BL41481-BS1)							Prepared & Analyzed: 12/30/2014				
1,1,1,2-Tetrachloroethane	10		ug/L	10.0		99.7	70-132				
1,1,1-Trichloroethane	9.6		"	10.0		96.1	68-138				
1,1,2,2-Tetrachloroethane	8.6		"	10.0		86.5	73-132				
1,1,2-Trichloro-1,2,2-trifluoroethane (Freon 113)	8.9		"	10.0		89.1	67-136				
1,1,2-Trichloroethane	9.2		"	10.0		92.4	79-125				
1,1-Dichloroethane	9.0		"	10.0		90.5	78-128				
1,1-Dichloroethylene	9.4		"	10.0		93.8	68-134				
1,1-Dichloropropylene	11		"	10.0		108	74-130				
1,2,3-Trichlorobenzene	9.8		"	10.0		97.5	77-140				
1,2,3-Trichloropropane	8.6		"	10.0		85.7	79-127				
1,2,4-Trichlorobenzene	9.5		"	10.0		95.2	75-141				
1,2-Dibromo-3-chloropropane	4.4		"	10.0		44.0	60-150	Low Bias			
1,2-Dibromoethane	9.7		"	10.0		97.0	86-123				
1,2-Dichlorobenzene	9.1		"	10.0		90.7	79-125				
1,2-Dichloroethane	11		"	10.0		110	69-133				
1,2-Dichloropropane	9.0		"	10.0		90.3	76-124				
1,3-Dichlorobenzene	9.5		"	10.0		95.4	81-124				
1,3-Dichloropropane	9.9		"	10.0		98.7	79-125				
1,4-Dichlorobenzene	9.7		"	10.0		97.4	82-124				
2,2-Dichloropropane	11		"	10.0		109	61-139				
2-Chlorotoluene	9.7		"	10.0		97.1	74-130				
4-Chlorotoluene	9.6		"	10.0		96.2	75-127				
Bromobenzene	9.2		"	10.0		92.0	74-129				
Bromochloromethane	8.6		"	10.0		85.5	69-134				
Bromodichloromethane	9.9		"	10.0		98.6	76-127				
Bromoform	11		"	10.0		109	77-137				
Bromomethane	10		"	10.0		99.8	50-156				
Carbon tetrachloride	12		"	10.0		116	62-145				
Chlorobenzene	9.9		"	10.0		99.0	85-119				
Chloroethane	8.2		"	10.0		81.7	49-143				
Chloroform	9.2		"	10.0		92.3	74-131				
Chloromethane	7.9		"	10.0		78.8	43-134				
cis-1,2-Dichloroethylene	9.1		"	10.0		90.9	73-134				
cis-1,3-Dichloropropylene	11		"	10.0		107	77-128				
Dibromochloromethane	10		"	10.0		102	79-130				
Dibromomethane	9.0		"	10.0		89.5	78-128				
Dichlorodifluoromethane	9.8		"	10.0		97.6	38-139				
Hexachlorobutadiene	9.6		"	10.0		96.4	72-141				
Methylene chloride	7.4		"	10.0		74.1	56-142				
Tetrachloroethylene	10		"	10.0		100	78-133				
trans-1,2-Dichloroethylene	8.8		"	10.0		88.1	59-145				
trans-1,3-Dichloropropylene	10		"	10.0		104	74-131				
Trichloroethylene	9.2		"	10.0		92.2	81-125				
Trichlorofluoromethane	9.8		"	10.0		98.0	61-144				
Vinyl Chloride	9.2		"	10.0		92.1	42-136				
Surrogate: 1,2-Dichloroethane-d4	*10.5*		*"*	*10.0*		*105*	*65-135*				
Surrogate: p-Bromofluorobenzene	*9.68*		*"*	*10.0*		*96.8*	*81-114*				
Surrogate: Toluene-d8	*9.34*		*"*	*10.0*		*93.4*	*86-118*				

Volatile Organic Compounds by GC/MS - Quality Control Data

York Analytical Laboratories, Inc.

Analyte	Result	Reporting Limit	Units	Spike Level	Source* Result	%REC	%REC Limits	Flag	RPD	RPD Limit	Flag
Batch BL41481 - EPA 5030B											
LCS Dup (BL41481-BSD1)								Prepared & Analyzed: 12/30/2014			
1,1,1,2-Tetrachloroethane	10		ug/L	10.0		101	70-132		1.49	30	
1,1,1-Trichloroethane	12		"	10.0		121	68-138		22.9	30	
1,1,2,2-Tetrachloroethane	8.5		"	10.0		84.8	73-132		1.98	30	
1,1,2-Trichloro-1,2,2-trifluoroethane (Freon 113)	11		"	10.0		115	67-136		25.0	30	
1,1,2-Trichloroethane	9.4		"	10.0		93.8	79-125		1.50	30	
1,1-Dichloroethane	11		"	10.0		106	78-128		15.6	30	
1,1-Dichloroethylene	12		"	10.0		121	68-134		25.7	30	
1,1-Dichloropropylene	11		"	10.0		112	74-130		3.64	30	
1,2,3-Trichlorobenzene	10		"	10.0		103	77-140		5.68	30	
1,2,3-Trichloropropane	5.1		"	10.0		50.6	79-127	Low Bias	51.5	30	Non-dir.
1,2,4-Trichlorobenzene	10		"	10.0		102	75-141		6.70	30	
1,2-Dibromo-3-chloropropane	3.9		"	10.0		39.2	60-150	Low Bias	11.5	30	
1,2-Dibromoethane	9.7		"	10.0		97.4	86-123		0.412	30	
1,2-Dichlorobenzene	11		"	10.0		106	79-125		15.8	30	
1,2-Dichloroethane	0.33		"	10.0		3.30	69-133	Low Bias	188	30	Non-dir.
1,2-Dichloropropane	9.1		"	10.0		91.1	76-124		0.882	30	
1,3-Dichlorobenzene	10		"	10.0		99.7	81-124		4.41	30	
1,3-Dichloropropane	9.7		"	10.0		96.8	79-125		1.94	30	
1,4-Dichlorobenzene	9.5		"	10.0		95.4	82-124		2.07	30	
2,2-Dichloropropane	13		"	10.0		128	61-139		16.3	30	
2-Chlorotoluene	10		"	10.0		103	74-130		5.61	30	
4-Chlorotoluene	9.8		"	10.0		98.5	75-127		2.36	30	
Bromobenzene	9.4		"	10.0		94.5	74-129		2.68	30	
Bromochloromethane	10		"	10.0		103	69-134		18.8	30	
Bromodichloromethane	9.8		"	10.0		98.0	76-127		0.610	30	
Bromoform	10		"	10.0		102	77-137		6.64	30	
Bromomethane	12		"	10.0		120	50-156		18.5	30	
Carbon tetrachloride	13		"	10.0		129	62-145		10.9	30	
Chlorobenzene	10		"	10.0		100	85-119		1.30	30	
Chloroethane	9.5		"	10.0		94.6	49-143		14.6	30	
Chloroform	11		"	10.0		112	74-131		18.8	30	
Chloromethane	9.4		"	10.0		93.9	43-134		17.5	30	
cis-1,2-Dichloroethylene	11		"	10.0		109	73-134		18.3	30	
cis-1,3-Dichloropropylene	11		"	10.0		109	77-128		1.48	30	
Dibromochloromethane	9.8		"	10.0		97.9	79-130		3.61	30	
Dibromomethane	9.4		"	10.0		94.5	78-128		5.43	30	
Dichlorodifluoromethane	13		"	10.0		129	38-139		27.6	30	
Hexachlorobutadiene	11		"	10.0		106	72-141		9.11	30	
Methylene chloride	9.2		"	10.0		91.6	56-142		21.1	30	
Tetrachloroethylene	10		"	10.0		103	78-133		2.85	30	
trans-1,2-Dichloroethylene	11		"	10.0		106	59-145		18.1	30	
trans-1,3-Dichloropropylene	11		"	10.0		108	74-131		3.67	30	
Trichloroethylene	9.5		"	10.0		95.2	81-125		3.20	30	
Trichlorofluoromethane	12		"	10.0		123	61-144		22.9	30	
Vinyl Chloride	11		"	10.0		110	42-136		17.6	30	
Surrogate: 1,2-Dichloroethane-d4	*10.6*		*"*	*10.0*		*106*	*65-135*				
Surrogate: p-Bromofluorobenzene	*9.32*		*"*	*10.0*		*93.2*	*81-114*				
Surrogate: Toluene-d8	*9.06*		*"*	*10.0*		*90.6*	*86-118*				

Volatile Organic Compounds by GC/MS - Quality Control Data

York Analytical Laboratories, Inc.

Analyte	Result	Reporting Limit	Units	Spike Level	Source* Result	%REC	%REC Limits	Flag	RPD	RPD Limit	Flag
Batch BL41481 - EPA 5030B											
Matrix Spike (BL41481-MS1)	*Source sample: 14L0872-13 (MW-22)						Prepared & Analyzed: 12/30/2014				
1,1,1,2-Tetrachloroethane	9.5		ug/L	10.0	ND	95.0	52-142				
1,1,1-Trichloroethane	16		"	10.0	5.6	109	52-147				
1,1,2,2-Tetrachloroethane	9.0		"	10.0	ND	89.7	65-131				
1,1,2-Trichloro-1,2,2-trifluoroethane (Freon 113)	11		"	10.0	ND	114	42-160				
1,1,2-Trichloroethane	9.0		"	10.0	ND	89.5	72-126				
1,1-Dichloroethane	11		"	10.0	ND	110	64-135				
1,1-Dichloroethylene	11		"	10.0	ND	108	47-150				
1,1-Dichloropropylene	11		"	10.0	ND	109	68-123				
1,2,3-Trichlorobenzene	10		"	10.0	ND	102	53-148				
1,2,3-Trichloropropane	8.1		"	10.0	ND	80.9	68-129				
1,2,4-Trichlorobenzene	10		"	10.0	ND	103	51-148				
1,2-Dibromo-3-chloropropane	7.4		"	10.0	ND	73.8	48-155				
1,2-Dibromoethane	8.8		"	10.0	ND	87.5	76-124				
1,2-Dichlorobenzene	9.5		"	10.0	ND	95.4	70-125				
1,2-Dichloroethane	9.5		"	10.0	ND	94.6	57-139				
1,2-Dichloropropane	8.4		"	10.0	ND	84.5	65-128				
1,3-Dichlorobenzene	10		"	10.0	ND	99.8	71-122				
1,3-Dichloropropane	8.9		"	10.0	ND	88.9	66-128				
1,4-Dichlorobenzene	9.8		"	10.0	ND	98.4	69-125				
2,2-Dichloropropane	11		"	10.0	ND	107	42-138				
2-Chlorotoluene	9.8		"	10.0	ND	97.9	63-131				
4-Chlorotoluene	9.7		"	10.0	ND	97.0	63-130				
Bromobenzene	9.0		"	10.0	ND	90.5	63-130				
Bromochloromethane	8.4		"	10.0	ND	84.5	59-133				
Bromodichloromethane	8.7		"	10.0	ND	86.9	66-131				
Bromoform	9.4		"	10.0	ND	94.3	68-136				
Bromomethane	0.53		"	10.0	ND	5.30	23-151	Low Bias			
Carbon tetrachloride	29		"	10.0	18	109	51-147				
Chlorobenzene	9.8		"	10.0	ND	97.8	75-120				
Chloroethane	8.3		"	10.0	ND	83.3	33-153				
Chloroform	19		"	10.0	8.4	104	60-137				
Chloromethane	4.7		"	10.0	ND	47.4	20-140				
cis-1,2-Dichloroethylene	16		"	10.0	4.2	116	59-136				
cis-1,3-Dichloropropylene	0.0		"	10.0	ND		66-128	Low Bias			
Dibromochloromethane	9.0		"	10.0	ND	90.4	68-134				
Dibromomethane	8.5		"	10.0	ND	85.1	71-128				
Dichlorodifluoromethane	8.3		"	10.0	ND	83.1	18-127				
Hexachlorobutadiene	9.7		"	10.0	ND	97.0	48-150				
Methylene chloride	8.6		"	10.0	ND	86.0	34-154				
Tetrachloroethylene	24		"	10.0	11	124	51-140				
trans-1,2-Dichloroethylene	10		"	10.0	ND	100	49-151				
trans-1,3-Dichloropropylene	0.0		"	10.0	ND		63-129	Low Bias			
Trichloroethylene	230		"	10.0	420	NR	61-133	Low Bias			
Trichlorofluoromethane	9.8		"	10.0	ND	97.7	47-147				
Vinyl Chloride	9.2		"	10.0	ND	91.7	25-140				
Surrogate: 1,2-Dichloroethane-d4	*8.53*		*"*	*10.0*		*85.3*	*65-135*				
Surrogate: p-Bromofluorobenzene	*9.43*		*"*	*10.0*		*94.3*	*81-114*				
Surrogate: Toluene-d8	*9.07*		*"*	*10.0*		*90.7*	*86-118*				

Volatile Organic Compounds by GC/MS - Quality Control Data

York Analytical Laboratories, Inc.

Analyte	Result	Reporting Limit	Units	Spike Level	Source* Result	%REC	%REC Limits	Flag	RPD	RPD Limit	Flag
Batch BL41481 - EPA 5030B											
Matrix Spike Dup (BL41481-MSD1)	*Source sample: 14L0872-13 (MW-22)						Prepared & Analyzed: 12/30/2014				
1,1,1,2-Tetrachloroethane	9.8		ug/L	10.0	ND	97.8	52-142		2.90	30	
1,1,1-Trichloroethane	16		"	10.0	5.6	109	52-147		0.0608	30	
1,1,2,2-Tetrachloroethane	8.5		"	10.0	ND	84.9	65-131		5.50	30	
1,1,2-Trichloro-1,2,2-trifluoroethane (Freon 113)	11		"	10.0	ND	108	42-160		5.69	30	
1,1,2-Trichloroethane	9.4		"	10.0	ND	93.8	72-126		4.69	30	
1,1-Dichloroethane	8.5		"	10.0	ND	84.9	64-135		25.8	30	
1,1-Dichloroethylene	8.9		"	10.0	ND	89.4	47-150		18.9	30	
1,1-Dichloropropylene	11		"	10.0	ND	106	68-123		2.51	30	
1,2,3-Trichlorobenzene	11		"	10.0	ND	108	53-148		6.47	30	
1,2,3-Trichloropropane	8.5		"	10.0	ND	85.1	68-129		5.06	30	
1,2,4-Trichlorobenzene	11		"	10.0	ND	108	51-148		5.01	30	
1,2-Dibromo-3-chloropropane	10		"	10.0	ND	100	48-155		30.1	30	Non-dir.
1,2-Dibromoethane	9.5		"	10.0	ND	95.0	76-124		8.22	30	
1,2-Dichlorobenzene	9.9		"	10.0	ND	98.7	70-125		3.40	30	
1,2-Dichloroethane	9.6		"	10.0	ND	96.5	57-139		1.99	30	
1,2-Dichloropropane	7.6		"	10.0	ND	76.5	65-128		9.94	30	
1,3-Dichlorobenzene	10		"	10.0	ND	100	71-122		0.200	30	
1,3-Dichloropropane	9.4		"	10.0	ND	94.0	66-128		5.58	30	
1,4-Dichlorobenzene	9.9		"	10.0	ND	98.7	69-125		0.304	30	
2,2-Dichloropropane	9.2		"	10.0	ND	92.0	42-138		14.7	30	
2-Chlorotoluene	9.8		"	10.0	ND	97.7	63-131		0.204	30	
4-Chlorotoluene	9.4		"	10.0	ND	93.8	63-130		3.35	30	
Bromobenzene	9.1		"	10.0	ND	90.8	63-130		0.331	30	
Bromochloromethane	8.0		"	10.0	ND	80.4	59-133		4.97	30	
Bromodichloromethane	8.9		"	10.0	ND	88.6	66-131		1.94	30	
Bromoform	11		"	10.0	ND	110	68-136		15.6	30	
Bromomethane	8.6		"	10.0	ND	86.0	23-151			30	
Carbon tetrachloride	30		"	10.0	18	121	51-147		4.09	30	
Chlorobenzene	10		"	10.0	ND	102	75-120		4.11	30	
Chloroethane	0.0		"	10.0	ND		33-153	Low Bias		30	
Chloroform	17		"	10.0	8.4	87.3	60-137		9.08	30	
Chloromethane	0.0		"	10.0	ND		20-140	Low Bias		30	
cis-1,2-Dichloroethylene	14		"	10.0	4.2	94.4	59-136		14.9	30	
cis-1,3-Dichloropropylene	4.1		"	10.0	ND	41.1	66-128	Low Bias		30	
Dibromochloromethane	9.8		"	10.0	ND	98.4	68-134		8.47	30	
Dibromomethane	8.4		"	10.0	ND	83.5	71-128		1.90	30	
Dichlorodifluoromethane	7.4		"	10.0	ND	73.9	18-127		11.7	30	
Hexachlorobutadiene	11		"	10.0	ND	105	48-150		8.30	30	
Methylene chloride	8.1		"	10.0	ND	81.2	34-154		5.74	30	
Tetrachloroethylene	21		"	10.0	11	96.5	51-140		12.2	30	
trans-1,2-Dichloroethylene	8.2		"	10.0	ND	82.3	49-151		19.6	30	
trans-1,3-Dichloropropylene	7.0		"	10.0	ND	70.2	63-129			30	
Trichloroethylene	220		"	10.0	420	NR	61-133	Low Bias	5.77	30	
Trichlorofluoromethane	10		"	10.0	ND	101	47-147		3.32	30	
Vinyl Chloride	0.0		"	10.0	ND		25-140	Low Bias		30	
Surrogate: 1,2-Dichloroethane-d4	*9.36*		*"*	*10.0*		*93.6*	*65-135*				
Surrogate: p-Bromofluorobenzene	*9.43*		*"*	*10.0*		*94.3*	*81-114*				
Surrogate: Toluene-d8	*9.07*		*"*	*10.0*		*90.7*	*86-118*				

Volatile Organic Compounds by GC/MS - Quality Control Data

York Analytical Laboratories, Inc.

Analyte	Result	Reporting Limit	Units	Spike Level	Source* Result	%REC	%REC Limits	Flag	RPD	RPD Limit	Flag
Batch BL41547 - EPA 5030B											
Blank (BL41547-BLK1)								Prepared & Analyzed: 12/31/2014			
1,1,1,2-Tetrachloroethane	ND	5.0	ug/L								
1,1,1-Trichloroethane	ND	5.0	"								
1,1,2,2-Tetrachloroethane	ND	5.0	"								
1,1,2-Trichloro-1,2,2-trifluoroethane (Freon 113)	ND	5.0	"								
1,1,2-Trichloroethane	ND	5.0	"								
1,1-Dichloroethane	ND	5.0	"								
1,1-Dichloroethylene	ND	5.0	"								
1,1-Dichloropropylene	ND	5.0	"								
1,2,3-Trichlorobenzene	4.3	5.0	"								
1,2,3-Trichloropropane	ND	5.0	"								
1,2,4-Trichlorobenzene	ND	5.0	"								
1,2-Dibromo-3-chloropropane	ND	5.0	"								
1,2-Dibromoethane	ND	5.0	"								
1,2-Dichlorobenzene	ND	5.0	"								
1,2-Dichloroethane	ND	5.0	"								
1,2-Dichloropropane	ND	5.0	"								
1,3-Dichlorobenzene	ND	5.0	"								
1,3-Dichloropropane	ND	5.0	"								
1,4-Dichlorobenzene	ND	5.0	"								
2,2-Dichloropropane	ND	5.0	"								
2-Chlorotoluene	ND	5.0	"								
4-Chlorotoluene	ND	5.0	"								
Bromobenzene	ND	5.0	"								
Bromochloromethane	ND	5.0	"								
Bromodichloromethane	ND	5.0	"								
Bromoform	ND	5.0	"								
Bromomethane	ND	5.0	"								
Carbon tetrachloride	ND	5.0	"								
Chlorobenzene	ND	5.0	"								
Chloroethane	ND	5.0	"								
Chloroform	ND	5.0	"								
Chloromethane	ND	5.0	"								
cis-1,2-Dichloroethylene	ND	5.0	"								
cis-1,3-Dichloropropylene	ND	5.0	"								
Dibromochloromethane	ND	5.0	"								
Dibromomethane	ND	5.0	"								
Dichlorodifluoromethane	ND	5.0	"								
Hexachlorobutadiene	ND	5.0	"								
Methylene chloride	2.9	10	"								
Tetrachloroethylene	ND	5.0	"								
trans-1,2-Dichloroethylene	ND	5.0	"								
trans-1,3-Dichloropropylene	ND	5.0	"								
Trichloroethylene	ND	5.0	"								
Trichlorofluoromethane	ND	5.0	"								
Vinyl Chloride	ND	5.0	"								
Surrogate: 1,2-Dichloroethane-d4	*51.3*		*"*	*50.0*		*103*	*65-135*				
Surrogate: p-Bromofluorobenzene	*52.4*		*"*	*50.0*		*105*	*81-114*				
Surrogate: Toluene-d8	*51.1*		*"*	*50.0*		*102*	*86-118*				

Volatile Organic Compounds by GC/MS - Quality Control Data

York Analytical Laboratories, Inc.

Analyte	Result	Reporting Limit	Units	Spike Level	Source* Result	%REC	%REC Limits	Flag	RPD	RPD Limit	Flag
Batch BL41547 - EPA 5030B											
LCS (BL41547-BS1)							Prepared & Analyzed: 12/31/2014				
1,1,1,2-Tetrachloroethane	55		ug/L	50.0		111	70-132				
1,1,1-Trichloroethane	54		"	50.0		109	68-138				
1,1,2,2-Tetrachloroethane	54		"	50.0		109	73-132				
1,1,2-Trichloro-1,2,2-trifluoroethane (Freon 113)	49		"	50.0		97.1	67-136				
1,1,2-Trichloroethane	56		"	50.0		111	79-125				
1,1-Dichloroethane	53		"	50.0		106	78-128				
1,1-Dichloroethylene	54		"	50.0		108	68-134				
1,1-Dichloropropylene	52		"	50.0		104	74-130				
1,2,3-Trichlorobenzene	51		"	50.0		102	77-140				
1,2,3-Trichloropropane	52		"	50.0		103	79-127				
1,2,4-Trichlorobenzene	52		"	50.0		103	75-141				
1,2-Dibromo-3-chloropropane	63		"	50.0		126	60-150				
1,2-Dibromoethane	58		"	50.0		115	86-123				
1,2-Dichlorobenzene	52		"	50.0		103	79-125				
1,2-Dichloroethane	56		"	50.0		112	69-133				
1,2-Dichloropropane	53		"	50.0		105	76-124				
1,3-Dichlorobenzene	53		"	50.0		106	81-124				
1,3-Dichloropropane	55		"	50.0		110	79-125				
1,4-Dichlorobenzene	53		"	50.0		106	82-124				
2,2-Dichloropropane	54		"	50.0		108	61-139				
2-Chlorotoluene	53		"	50.0		106	74-130				
4-Chlorotoluene	53		"	50.0		105	75-127				
Bromobenzene	54		"	50.0		108	74-129				
Bromochloromethane	55		"	50.0		111	69-134				
Bromodichloromethane	59		"	50.0		117	76-127				
Bromoform	56		"	50.0		112	77-137				
Bromomethane	50		"	50.0		100	50-156				
Carbon tetrachloride	55		"	50.0		109	62-145				
Chlorobenzene	54		"	50.0		107	85-119				
Chloroethane	48		"	50.0		96.7	49-143				
Chloroform	55		"	50.0		110	74-131				
Chloromethane	50		"	50.0		99.1	43-134				
cis-1,2-Dichloroethylene	49		"	50.0		98.7	73-134				
cis-1,3-Dichloropropylene	57		"	50.0		115	77-128				
Dibromochloromethane	54		"	50.0		108	79-130				
Dibromomethane	54		"	50.0		108	78-128				
Dichlorodifluoromethane	46		"	50.0		92.0	38-139				
Hexachlorobutadiene	54		"	50.0		109	72-141				
Methylene chloride	52		"	50.0		104	56-142				
Tetrachloroethylene	55		"	50.0		109	78-133				
trans-1,2-Dichloroethylene	55		"	50.0		110	59-145				
trans-1,3-Dichloropropylene	57		"	50.0		114	74-131				
Trichloroethylene	52		"	50.0		104	81-125				
Trichlorofluoromethane	51		"	50.0		102	61-144				
Vinyl Chloride	51		"	50.0		102	42-136				
Surrogate: 1,2-Dichloroethane-d4	*55.9*		*"*	*50.0*		*112*	*65-135*				
Surrogate: p-Bromofluorobenzene	*49.3*		*"*	*50.0*		*98.6*	*81-114*				
Surrogate: Toluene-d8	*49.7*		*"*	*50.0*		*99.5*	*86-118*				

Volatile Organic Compounds by GC/MS - Quality Control Data

York Analytical Laboratories, Inc.

Analyte	Result	Reporting Limit	Units	Spike Level	Source* Result	%REC	%REC Limits	Flag	RPD	RPD Limit	Flag
Batch BL41547 - EPA 5030B											
LCS Dup (BL41547-BSD1)							Prepared & Analyzed: 12/31/2014				
1,1,1,2-Tetrachloroethane	56		ug/L	50.0		112	70-132		1.40	30	
1,1,1-Trichloroethane	53		"	50.0		106	68-138		2.63	30	
1,1,2,2-Tetrachloroethane	49		"	50.0		98.6	73-132		9.76	30	
1,1,2-Trichloro-1,2,2-trifluoroethane (Freon 113)	46		"	50.0		91.6	67-136		5.81	30	
1,1,2-Trichloroethane	53		"	50.0		106	79-125		5.05	30	
1,1-Dichloroethane	53		"	50.0		106	78-128		0.358	30	
1,1-Dichloroethylene	54		"	50.0		108	68-134		0.278	30	
1,1-Dichloropropylene	50		"	50.0		99.3	74-130		4.51	30	
1,2,3-Trichlorobenzene	48		"	50.0		95.9	77-140		5.63	30	
1,2,3-Trichloropropane	53		"	50.0		106	79-127		2.43	30	
1,2,4-Trichlorobenzene	47		"	50.0		94.2	75-141		9.14	30	
1,2-Dibromo-3-chloropropane	53		"	50.0		105	60-150		17.7	30	
1,2-Dibromoethane	53		"	50.0		106	86-123		7.91	30	
1,2-Dichlorobenzene	49		"	50.0		97.8	79-125		5.43	30	
1,2-Dichloroethane	52		"	50.0		105	69-133		6.92	30	
1,2-Dichloropropane	54		"	50.0		109	76-124		3.21	30	
1,3-Dichlorobenzene	51		"	50.0		102	81-124		3.85	30	
1,3-Dichloropropane	53		"	50.0		106	79-125		3.84	30	
1,4-Dichlorobenzene	50		"	50.0		100	82-124		5.17	30	
2,2-Dichloropropane	54		"	50.0		109	61-139		0.166	30	
2-Chlorotoluene	51		"	50.0		103	74-130		3.23	30	
4-Chlorotoluene	50		"	50.0		100	75-127		4.57	30	
Bromobenzene	49		"	50.0		98.8	74-129		8.66	30	
Bromochloromethane	51		"	50.0		102	69-134		8.11	30	
Bromodichloromethane	57		"	50.0		114	76-127		2.98	30	
Bromoform	52		"	50.0		104	77-137		7.47	30	
Bromomethane	50		"	50.0		99.0	50-156		1.30	30	
Carbon tetrachloride	53		"	50.0		107	62-145		2.22	30	
Chlorobenzene	52		"	50.0		104	85-119		2.79	30	
Chloroethane	49		"	50.0		98.7	49-143		2.05	30	
Chloroform	54		"	50.0		109	74-131		0.549	30	
Chloromethane	48		"	50.0		96.3	43-134		2.91	30	
cis-1,2-Dichloroethylene	48		"	50.0		95.6	73-134		3.27	30	
cis-1,3-Dichloropropylene	57		"	50.0		114	77-128		0.646	30	
Dibromochloromethane	55		"	50.0		109	79-130		1.57	30	
Dibromomethane	55		"	50.0		109	78-128		1.49	30	
Dichlorodifluoromethane	47		"	50.0		94.7	38-139		2.83	30	
Hexachlorobutadiene	53		"	50.0		106	72-141		2.55	30	
Methylene chloride	50		"	50.0		100	56-142		3.14	30	
Tetrachloroethylene	53		"	50.0		107	78-133		2.18	30	
trans-1,2-Dichloroethylene	54		"	50.0		108	59-145		1.72	30	
trans-1,3-Dichloropropylene	57		"	50.0		113	74-131		0.845	30	
Trichloroethylene	53		"	50.0		106	81-125		1.30	30	
Trichlorofluoromethane	52		"	50.0		103	61-144		1.15	30	
Vinyl Chloride	49		"	50.0		98.3	42-136		3.42	30	
Surrogate: 1,2-Dichloroethane-d4	*52.9*		*"*	*50.0*		*106*	*65-135*				
Surrogate: p-Bromofluorobenzene	*48.4*		*"*	*50.0*		*96.9*	*81-114*				
Surrogate: Toluene-d8	*50.3*		*"*	*50.0*		*101*	*86-118*				

Gas Chromatography/Flame Ionization Detector - Quality Control Data

York Analytical Laboratories, Inc.

Analyte	Result	Reporting Limit	Units	Spike Level	Source* Result	%REC	%REC Limits	Flag	RPD	RPD Limit	Flag
Batch BL41472 - Preparation for GC Analysis											
Blank (BL41472-BLK1)								Prepared & Analyzed: 12/30/2014			
Methane	ND	10	ug/L								
Methane	ND	10	"								
Ethane	ND	10	"								
Ethylene (Ethene)	ND	10	"								
Duplicate (BL41472-DUP1)	*Source sample: 14L0872-13 (MW-22)							Prepared & Analyzed: 12/30/2014			
Methane	22	10	ug/L		19				13.0	30	
Methane	22	10	"		19				13.0	25	
Ethane	ND	10	"		ND					30	
Ethylene (Ethene)	ND	10	"		ND					30	

Metals by ICP - Quality Control Data

York Analytical Laboratories, Inc.

Analyte	Result	Reporting Limit	Units	Spike Level	Source* Result	%REC	%REC Limits	Flag	RPD	RPD Limit	Flag
Batch BL41239 - EPA 3010A											
Blank (BL41239-BLK1)								Prepared & Analyzed: 12/23/2014			
Arsenic	ND	0.00400	mg/L								
Barium	ND	0.0100	"								
Cadmium	ND	0.00300	"								
Chromium	ND	0.00500	"								
Copper	ND	0.00300	"								
Lead	ND	0.00300	"								
Selenium	ND	0.0100	"								
Duplicate (BL41239-DUP1)	*Source sample: 14L0872-13 (MW-22)							Prepared & Analyzed: 12/23/2014			
Arsenic	0.00745	0.00400	mg/L		0.00679				9.24	20	
Barium	0.0247	0.0100	"		0.0247				0.120	20	
Cadmium	ND	0.00300	"		ND					20	
Chromium	0.128	0.00500	"		0.128				0.321	20	
Copper	ND	0.00300	"		ND					20	
Lead	0.00527	0.00300	"		0.00610				14.5	20	
Selenium	0.0120	0.0100	"		0.0100				17.7	20	
Matrix Spike (BL41239-MS1)	*Source sample: 14L0872-13 (MW-22)							Prepared & Analyzed: 12/23/2014			
Arsenic	2.06	0.00400	mg/L	2.00	0.00679	103	75-125				
Barium	2.14	0.0100	"	2.00	0.0247	106	75-125				
Cadmium	0.0518	0.00300	"	0.0500	ND	104	75-125				
Chromium	0.319	0.00500	"	0.200	0.128	95.8	75-125				
Copper	0.277	0.00300	"	0.250	ND	111	75-125				
Lead	0.478	0.00300	"	0.500	0.00610	94.5	75-125				
Selenium	2.23	0.0100	"	2.00	0.0100	111	75-125				
Reference (BL41239-SRM1)								Prepared & Analyzed: 12/23/2014			
Arsenic	0.408	0.00400	mg/L	0.438		93.3	83.3-116				
Barium	0.395	0.0100	"	0.365		108	84.9-115				
Cadmium	0.336	0.00300	"	0.334		101	85-115				
Chromium	0.809	0.00500	"	0.797		102	84.9-115				
Copper	0.183	0.00300	"	0.177		103	84.7-115				
Lead	1.51	0.00300	"	1.47		103	85-115				
Selenium	0.483	0.0100	"	0.521		92.7	85-115				

Anions by Ion Chromatography - Quality Control Data

York Analytical Laboratories, Inc.

Analyte	Result	Reporting Limit	Units	Spike Level	Source* Result	%REC	%REC Limits	Flag	RPD	RPD Limit	Flag
Batch BL41355 - EPA 300											
Blank (BL41355-BLK1)								Prepared & Analyzed: 12/25/2014			
Chloride	ND	0.500	mg/L								
LCS (BL41355-BS1)								Prepared & Analyzed: 12/25/2014			
Chloride	10.3	0.500	mg/L	10.0		103	85-115				
Reference (BL41355-SRM1)								Prepared & Analyzed: 12/25/2014			
Chloride	6.70		mg/L	7.00		95.7	90-110				

Wet Chemistry Parameters - Quality Control Data

York Analytical Laboratories, Inc.

Analyte	Result	Reporting Limit	Units	Spike Level	Source* Result	%REC	%REC Limits	Flag	RPD	RPD Limit	Flag
Batch BL41220 - Analysis Preparation											
Blank (BL41220-BLK1)								Prepared & Analyzed: 12/23/2014			
Chromium, Hexavalent	ND	0.0100	mg/L								
LCS (BL41220-BS1)								Prepared & Analyzed: 12/23/2014			
Chromium, Hexavalent	0.482	0.0100	mg/L	0.500		96.4	80-120				
Duplicate (BL41220-DUP1)	*Source sample: 14L0872-13 (MW-22)							Prepared & Analyzed: 12/23/2014			
Chromium, Hexavalent	ND	0.0100	mg/L		ND					20	
Matrix Spike (BL41220-MS1)	*Source sample: 14L0872-13 (MW-22)							Prepared & Analyzed: 12/23/2014			
Chromium, Hexavalent	ND	0.0100	mg/L	0.500	ND		75-125	Low Bias			

Volatile Analysis Sample Containers

Lab ID	Client Sample ID	Volatile Sample Container
14L0872-01	EW-5	40mL Clear Vial (pre-pres.) HCl; Cool to 4° C
14L0872-02	EW-6	40mL Clear Vial (pre-pres.) HCl; Cool to 4° C
14L0872-03	EW-8	40mL Clear Vial (pre-pres.) HCl; Cool to 4° C
14L0872-04	EW-10	40mL Clear Vial (pre-pres.) HCl; Cool to 4° C
14L0872-05	EW-11	40mL Clear Vial (pre-pres.) HCl; Cool to 4° C
14L0872-06	EW-12	40mL Clear Vial (pre-pres.) HCl; Cool to 4° C
14L0872-07	EW-14	40mL Clear Vial (pre-pres.) HCl; Cool to 4° C
14L0872-08	EW-15	40mL Clear Vial (pre-pres.) HCl; Cool to 4° C
14L0872-09	MW-12	40mL Clear Vial (pre-pres.) HCl; Cool to 4° C
14L0872-10	MW-17S	40mL Clear Vial (pre-pres.) HCl; Cool to 4° C
14L0872-11	MW-17D	40mL Clear Vial (pre-pres.) HCl; Cool to 4° C
14L0872-12	MW-21	40mL Clear Vial (pre-pres.) HCl; Cool to 4° C
14L0872-13	MW-22	40mL 01_Clear Vial Cool to 4° C
14L0872-14	Duplicate	40mL Clear Vial (pre-pres.) HCl; Cool to 4° C
14L0872-15	Field Blank	40mL Clear Vial (pre-pres.) HCl; Cool to 4° C
14L0872-16	Trip Blank	40mL Clear Vial (pre-pres.) HCl; Cool to 4° C

Notes and Definitions

S-08	The recovery of this surrogate was outside of QC limits.
QM-07	The spike recovery was outside acceptance limits for the MS and/or MSD. The batch was accepted based on acceptable LCS recovery.
QM-05	The spike recovery was outside acceptance limits for the MS and/or MSD due to matrix interference. The LCS and/or LCSD were within acceptance limits showing that the laboratory is in control and the data are acceptable.
QM-01	The spike recovery for this QC sample is outside of established control limits due to sample matrix interference.
QL-02	This LCS analyte is outside Laboratory Recovery limits due the analyte behavior using the referenced method. The reference method has certain limitations with respect to analytes of this nature.
J	Detected below the Reporting Limit but greater than or equal to the Method Detection Limit (MDL/LOD) or in the case of a TIC, the result is an estimated concentration.
B	Analyte is found in the associated analysis batch blank. For volatiles, methylene chloride and acetone are common lab contaminants. Data users should consider anything <10x the blank value as artifact.

---

*	Analyte is not certified or the state of the samples origination does not offer certification for the Analyte.
ND	NOT DETECTED - the analyte is not detected at the Reported to level (LOQ/RL or LOD/MDL)
RL	REPORTING LIMIT - the minimum reportable value based upon the lowest point in the analyte calibration curve.
LOQ	LIMIT OF QUANTITATION - the minimum concentration of a target analyte that can be reported within a specified degree of confidence. This is the lowest point in an analyte calibration curve that has been subjected to all steps of the processing/analysis and verified to meet defined criteria. This is based upon NELAC 2009 Standards and applies to all analyses.
LOD	LIMIT OF DETECTION - a verified estimate of the minimum concentration of a substance in a given matrix that an analytical process can reliably detect. This is based upon NELAC 2009 Standards and applies to all analyses conducted under the auspices of EPA SW-846.
MDL	METHOD DETECTION LIMIT - a statistically derived estimate of the minimum amount of a substance an analytical system can reliably detect with a 99% confidence that the concentration of the substance is greater than zero. This is based upon 40 CFR Part 136 Appendix B and applies only to EPA 600 and 200 series methods.
Reported to	This indicates that the data for a particular analysis is reported to either the LOD/MDL, or the LOQ/RL. In cases where the "Reported to" is located above the LOD/MDL, any value between this and the LOQ represents an estimated value which is "J" flagged accordingly. This applies to volatile and semi-volatile target compounds only.
NR	Not reported
RPD	Relative Percent Difference
Wet	The data has been reported on an as-received (wet weight) basis
Low Bias	Low Bias flag indicates that the recovery of the flagged analyte is below the laboratory or regulatory lower control limit. The data user should take note that this analyte may be biased low but should evaluate multiple lines of evidence including the LCS and site-specific MS/MSD data to draw bias conclusions. In cases where no site-specific MS/MSD was requested, only the LCS data can be used to evaluate such bias.
High Bias	High Bias flag indicates that the recovery of the flagged analyte is above the laboratory or regulatory upper control limit. The data user should take note that this analyte may be biased high but should evaluate multiple lines of evidence including the LCS and site-specific MS/MSD data to draw bias conclusions. In cases where no site-specific MS/MSD was requested, only the LCS data can be used to evaluate such bias.
Non-Dir.	Non-dir. flag (Non-Directional Bias) indicates that the Relative Percent Difference (RPD) (a measure of precision) among the MS and MSD data is outside the laboratory or regulatory control limit. This alerts the data user where the MS and MSD are from site-specific samples that the RPD is high due to either non-homogeneous distribution of target analyte between the MS/MSD or indicates poor reproducibility for other reasons.

If EPA SW-846 method 8270 is included herein it is noted that the target compound N-nitrosodiphenylamine (NDPA) decomposes in the gas chromatographic inlet and cannot be separated from diphenylamine (DPA). These results could actually represent 100% DPA, 100% NDPA or some combination of the two.
For this reason, York reports the combined result for n-nitrosodiphenylamine and diphenylamine for either of these compounds as a combined concentration as Diphenylamine.

If Total PCBs are detected and the target aroclors reported are "Not detected", the Total PCB value is reported due to the presence of either or both Aroclors 1262 and 1268 which are non-target aroclors for some regulatory lists.

2-chloroethylvinyl ether readily breaks down under acidic conditions. Samples that are acid preserved, including standards will exhibit breakdown. The data user should take note.

Certification for pH is no longer offered by NYDOH ELAP.

Semi-Volatile and Volatile analyses are reported down to the LOD/MDL, with values between the LOD/MDL and the LOQ being "J" flagged as estimated results.

YORK ANALYTICAL LABORATORIES
120 RESEARCH DR.
STRATFORD, CT 06615
(203) 325-1371
FAX (203) 357-0166

Field Chain-of-Custody Record

NOTE: York's Std. Terms & Conditions are listed on the back side of this document.
This document serves as your written authorization to York to proceed with the analyses requested and your signature binds you to York's Std. Terms & Conditions.

York Project No. 14L0872

YOUR Information	Report To:	Invoice To:	YOUR Project ID	Turn-Around Time	Report Type
Company: LBG, Inc.	Company: Same	Company: Same	SNYGEN	RUSH - Same Day ☐	Summary Report ___
Address: 4 Research Dr, Suite 204 Shelton, CT 06484	Address: ✓	Address: ✓	**Purchase Order No.**	RUSH - Next Day ☐	Summary w/ QA Summary ___
Phone No. 203-924-8555	Phone No.	Phone No.		RUSH - Two Day ☐	CT RCP Package ___
Contact Person: Karen Destefanis	Attention:	Attention:		RUSH - Three Day ☐	CTRCP DQA/DUE Pkg ___
E-Mail Address: kdestefanis@lbgi.com	E-Mail Address:	E-Mail Address:	Samples from: CT___ NY X NJ___	RUSH - Four Day ☐	NY ASP A Package ___
				Standard(5-7 Days) ☒	NY ASP B Package X
					NJDEP Red. Deliv. ___
					Electronic Data Deliverables (EDD)
					Simple Excel ___
					NYSDEC EQuIS X
					EQuIS (std) ___
					EZ-EDD (EQuIS) ___
					NJDEP SRP HazSite EDD ___
					GIS/KEY (std) ___
					Other ___
					York Regulatory Comparison Excel Spreadsheet ___
					Compare to the following Regs. (please fill in):

Print Clearly and Legibly. All Information must be complete. Samples will NOT be logged in and the turn-around time clock will not begin until any questions by York are resolved.

Samples Collected/Authorized By (Signature)

Name (printed)

Matrix Codes
S - soil
Other - specify(oil, etc.)
WW - wastewater
GW - groundwater
DW - drinking water
Air-A - ambient air
Air-SV - soil vapor

Volatiles		Semi-Vols.	Pest/PCB/Herb	Metals	Misc. Org.	Full Lists	Misc.
8260 full	TICs	8270 or 625	8082PCB	RCRA8	TPH GRO	Pri.Poll.	Corrosivity
624	Site Spec.	STARS list	8081Pest	PP13 list	TPH DRO	TCL Organics	Reactivity
STARS list	Nassau Co.	BN Only	8151Herb	TAL	CT ETPH	TAL Met/CN	Ignitability
BTEX	Suffolk Co.	Acids Only	CT RCP	CT15 list	NY 310-13	Full TCLP	Flash Point
MTBE	Ketones	PAH list	App. IX	TAGM list	TPH 1664	Full App. IX	Sieve Anal.
TCL list	Oxygenates	TAGM list	Site Spec.	NJDEP list	Air TO14A	Part 360-Routine	Heterotrophs
TAGM list	TCLP list	CT RCP list	SPLP or TCLP	Total	Air TO15	Part 360-Baseline	TOX
CT RCP list	524.2	TCL list	TCLP Pest	Dissolved	Air STARS	Part 360-Expanded No Dioxins/Furans	BTU/lb.
Arom. only	502.2	NJDEP list	TCLP Herb	SPLP or TCLP	Air VPH	Part 360-Expanded Full List	Aquatic Tox.
Halog.only	NJDEP list	App. IX	Chlordane	Indiv. Metals	Air TICs	NYCDEP Sewer	TOC
App.IX list	SPLP or TCLP	TCLP BNA	608 Pest	LIST Below	Methane	NYSDEC Sewer	Asbestos
8021B list		SPLP or TCLP	608 PCB		Helium	TAGM	Silica

Sample Identification	Date/Time Sampled	Sample Matrix	Choose Analyses Needed from the Menu Above and Enter Below	Container Description(s)
** EW-5	12/22/14 10:03	GW	HVOCs, methane, ethene, ethane	3 HCl vOa, 2 unp vOa
** EW-6	12:10	↓	HVOCs, methane	3 HCl vOa, 2 unp vOa
** EW-8	11:28	↓	HVOCs, methane	3 HCl vOa, 2 unp vOa
** EW-10	10:42	↓	HVOCs, methane	3 HCl vOa, 2 unp vOa
** EW-11	10:48	↓	HVOCs, methane	3 HCl vOa, 1 unp vOa
** EW-12	11:35	↓	HVOCs, methane	3 HCl vOa, 1 unp vOa
** EW-13	13:40	↓	HVOCs, methane	3 HCl vOa, 2 unp vOa
** EW-15	13:05	↓	HVOCs, methane	3 HCl vOa, 2 unp vOa
MW-12	9:15	↓	HVOCs, methane, ethene, ethane, As, Ba, Cd, Cr, Hex Cr, Cu, Pb, Se, chloride	1x250 HNO3, 1x250 unp; 3 HCl vOa, 2 unp vOa
** MW-17S	13:03	↓	HVOCs, methane, As, Ba, Cd, Cr, Hex Cr, Cu, Pb, Se, chloride	1x250 HNO3, 1x250 unp; 3 HCl vOa, 2 unp vOa

Comments
* Sodium thiosulfate pentahydrate used as preservative **

Preservation
Check those Applicable
4°C ___ Frozen ___ HCl ___ MeOH ___ HNO_3 ___ H_2SO_4 ___ NaOH ___
ZnAc ___ Ascorbic Acid ___ Other ___

Special Instructions
Field Filtered ☐
Lab to Filter ☐

Samples Relinquished By	Date/Time	Samples Received By	Date/Time
[signature]	12/22/14		
Samples Relinquished By	Date/Time	Samples Received in LAB by	Date/Time
		TC [signature]	12/22/14 1615

Temperature on Receipt 4.8 °C

YORK ANALYTICAL LABORATORIES INC
YORK ANALYTICAL LABORATORIES
120 RESEARCH DR.
STRATFORD, CT 06615
(203) 325-1371
FAX (203) 357-0166

Field Chain-of-Custody Record

NOTE: York's Std. Terms & Conditions are listed on the back side of this document. This document serves as your written authorization to York to proceed with the analyses requested and your signature binds you to York's Std. Terms & Conditions.

York Project No. 14L0872

YOUR Information

Company: LBG, Inc.
Address: 4 Research Dr, Suite 204, Shelton, CT 06484
Phone No. 203-929-8555
Contact Person: Karen Desiderio
E-Mail Address: kdesiderio@lbgcorp.com

Report To:

Company: Same
Address: ↙
Phone No.
Attention:
E-Mail Address:

Invoice To:

Company: Same
Address: ↙
Phone No.
Attention:
E-Mail Address:

YOUR Project ID

SNYGEN

Purchase Order No.

Samples from: CT ___ NY X NJ ___

Turn-Around Time

- RUSH - Same Day ☐
- RUSH - Next Day ☐
- RUSH - Two Day ☐
- RUSH - Three Day ☐
- RUSH - Four Day ☐
- Standard(5-7 Days) ☒

Report Type

- Summary Report
- Summary w/ QA Summary
- CT RCP Package
- CTRCP DQA/DUE Pkg
- NY ASP A Package
- NY ASP B Package X
- NJDEP Red. Deliv.

Electronic Data Deliverables (EDD)

- Simple Excel
- NYSDEC EQuIS X
- EQuIS (std)
- EZ-EDD (EQuIS)
- NJDEP SRP HazSite EDD
- GIS/KEY (std)
- Other

York Regulatory Comparison Excel Spreadsheet
Compare to the following Regs. (please fill in):

Print Clearly and Legibly. All Information must be complete. Samples will NOT be logged in and the turn-around time clock will not begin until any questions by York are resolved.

Samples Collected/Authorized By (Signature)

Name (printed)

Matrix Codes
S - soil
Other - specify(oil, etc.)
WW - wastewater
GW - groundwater
DW - drinking water
Air-A - ambient air
Air-SV - soil vapor

Volatiles		Semi-Vols.	Pest/PCB/Herb	Metals	Misc. Org.	Full Lists	Misc.
8260 full	TICs	8270 or 625	8082PCB	RCRA8	TPH GRO	Pri.Poll.	Corrosivity
624	Site Spec.	STARS list	8081Pest	PP13 list	TPH DRO	TCL Organics	Reactivity
STARS list	Nassau Co.	BN Only	8151Herb	TAL	CT ETPH	TAL Met/CN	Ignitability
BTEX	Suffolk Co.	Acids Only	CT RCP	CT15 list	NY 310-13	Full TCLP	Flash Point
MTBE	Ketones	PAH list	App. IX	TAGM list	TPH 1664	Full App. IX	Sieve Anal.
TCL list	Oxygenates	TAGM list	Site Spec.	NJDEP list	Air TO14A	Part 360-Routine	Heterotrophs
TAGM list	TCLP list	CT RCP list	SPLP or TCLP	Total	Air TO15	Part 360-Baseline	TOX
CT RCP list	524.2	TCL list	TCLP Pest	Dissolved	Air STARS	Part 360-Expanded No Dioxins/Furans	BTU/lb.
Arom. only	502.2	NJDEP list	TCLP Herb	SPLP or TCLP	Air VPH	Part 360-Expanded Full List	Aquatic Tox.
Halog.only	NJDEP list	App. IX	Chlordane	Indiv. Metals	Air TICs	NYCDEP Sewer	TOC
App.IX list	SPLP or TCLP	TCLP BNA	608 Pest	LIST Below	Methane	NYSDEC Sewer	Asbestos
8021B list		SPLP or TCLP	608 PCB		Helium	TAGM	Silica

Sample Identification	Date/Time Sampled	Sample Matrix	Choose Analyses Needed from the Menu Above and Enter Below	Container Description(s)
** MW-17D	12/22/14 13:45	GW	HNOCs, methane, As, Ba, Cd, Cr, HexCr, Cu, Pb, Se, chloride	1x250 mL, 1x250 mL, 3x HCl vial, 2x nap vial
MW-21	12:12		HNOCs, methane, As, Ba, Cd, Cr, HexCr, Cu, Pb, Se, chloride	1x250 mL HNO3, 1x250 mL, 3x HCl vial, 2x nap vial
** MW-22*	9:26		HNOCs, methane, As, Ba, Cd, Cr, HexCr, Cu, Pb, Se, chloride	3x250 HNO3, 3x250 nap, 9x HCl vial, 6x nap vial
Duplicate	12:12		HNOCs, methane, As, Ba, Cd, Cr, HexCr, Cu, Pb, Se, chloride	1x250 HNO3, 1x250 nap, 3x HCl vial, 2x nap vial
Field Blank	14:00	W	HNOCs	2 HCl vial
Trip Blank	LAB		HNOCs	

Comments
Please use additional sample volume for MS/MSD *

* Sodium thiosulfate pentahydrate used as preservative **

Preservation
Check those Applicable
4°C ___ Frozen ___ HCl ___ MeOH ___ HNO_3 ___ H_2SO_4 ___ NaOH ___
ZnAc ___ Ascorbic Acid ___ Other ___

Special Instructions
Field Filtered ☐
Lab to Filter ☐

Samples Relinquished By — Date/Time 12/22/14
Samples Relinquished By — Date/Time
Samples Received By — Date/Time
Samples Received in LAB by — Date/Time 12/22/14 1615

Temperature on Receipt ___ °C

LEGGETTE, BRASHEARS & GRAHAM, INC.

PAGE 1 OF 1

SAMPLE DATE: 12/23/14

LOW-FLOW SAMPLING LOG

TOTAL # WELLS: 17

Client Name: SONY

Project Location: 542 Rt 303, Orangeburg, NY

Sampler(s): CC/PW/EF

Sample Pump: Geopump

Tubing Type: LDPE - 30' Silicone - 2'

Monitoring Equipment: YSI

Well I.D. EW-7

Well Diameter (inches): 2"

Total Depth (ft btoc):

Depth to Water (ft btoc): 12.07'

Screen Setting (ft btoc): 13-18 to 21-28

Tubing Intake (ft btoc): ~ 21'

Comments: Pump on at 1156

YSI Full at 1159

Well Condition: Good

Time (hours)	Depth to Water (ft btoc)	Evacuation Rate (ml/min)	Water Quality Monitoring Parameters: pH	Conductivity (µs/cm)	Turbidity (NTU)	Dissolved oxygen (mg/l)	Temperature (°C)	ORP (mv)
1159	12.13	100	7.83	3343	58.5	5.90	13.98	670
1202	12.13	100	7.82	3353	65.5	5.89	13.99	670
1205	12.13	100	7.81	3355	67.5	5.65	14.06	670
1208	12.13	100	7.81	3360	81.8	5.56	14.05	671
1211	12.13	100	7.81	3364	78.6	5.52	14.13	671
1214	12.13	100	7.81	3364	79.0	5.52	14.21	671
1217	12.13	100	7.81	3365	78.7	5.50	14.23	672
1220	12.13	100	7.81	3365	79.1	5.49	14.23	672

Stabilization of Parameters (stabilization achieved for three consecutive measurements)

Time FROM	Time TO	Depth to Water (ft btoc)	Total Removed > Change in Storage (Y/N)?	pH	Conductivity (%)	Turbidity (%)	Dissolved oxygen (%)	Temperature (%)	ORP (mv)
1214	1217	+/-0	yes	+/-0	.83%	.3%	.4%	.1%	1
1217	1220	↓	↓	↓	+/-0	.5%	.2%	+/-0	+/-0
1214	1220	↓	↓	↓	.03%	.2%	.2%	.1%	1
Recommended Stabilization		≤ 0.3 ft. total	NA	+/- 0.1 unit	+/- 3%	<5 NTU or +/- 10%	+/- 10% if >0.5 mg/L	+/- 3%	+/- 10 mv
Stabilization: (Yes/No)		Yes	Yes	Yes	Yes	Yes	Yes	Yes	Yes

Sample Time: 1221

Reviewed by:

ft btoc	feet below top of casing	NTU	Nephelometric Turbidity Units	°C	degrees Celsius
ml/min	milliliters per minute	mg/l	milligrams per liter	mv	millivolts
µs/cm	microseimens per centimeter	ms/cm	milliseimens per centimeter		

LEGGETTE, BRASHEARS & GRAHAM, INC.

PAGE 1 OF 1

SAMPLE DATE: 12/22/14

LOW-FLOW SAMPLING LOG

TOTAL # WELLS: 17

Client Name: SONY

Project Location: 542 Rt 303, Orangeburg, NY

Sampler(s): CC / PW / EF

Sample Pump: Geopump

Tubing Type: LDPE - 35' Silicone - 2'

Monitoring Equipment: YSI

Well I.D. EW - 8

Well Diameter (inches): 2"

Total Depth (ft btoc):

Depth to Water (ft btoc): 12.81'

Screen Setting (ft btoc): 13-18 to 21-28

Tubing Intake (ft btoc): ~24'

Comments: Pump on at 1059

YSI full at 1106

Well Condition: Good - (29 Drops Na2S2O3)

Time (hours)	Depth to Water (ft btoc)	Evacuation Rate (ml/min)	Water Quality Monitoring Parameters: pH	Conductivity µs/cm	Turbidity (NTU)	Dissolved oxygen (mg/l)	Temperature (°C)	ORP (mv)
1106	12.93	100	11.53	3186	30.6	5.25	11.97	480
1109	12.93	100	11.41	3176	33.7	4.96	11.97	462
1112	12.93	100	11.31	3162	35.1	4.78	11.29	436
1115	12.93	100	11.17	3149	28.8	4.61	11.98	457
1118	12.93	100	11.00	3150	42.1	4.50	11.98	444
1121	12.93	100	10.89	3119	29.0	4.45	11.86	449
1124	12.93	100	10.86	3116	28.9	4.44	11.80	449
1127	12.93	100	10.85	3116	28.5	4.43	11.82	450

Stabilization of Parameters (stabilization achieved for three consecutive measurements)

Time FROM	Time TO	Depth to Water (ft btoc)	Total Removed > Change in Storage (Y/N)?	pH	Conductivity (%)	Turbidity (%)	Dissolved oxygen (%)	Temperature (%)	ORP (mv)
1121	1124	+/-0	Yes	.03	.1%	.3%	.2%	.5%	+/-0
1124	1127	↓	↓	.01	+/-0	1.4%	.2%	.2%	1
1121	1127	↓	↓	.04	.1%	1.7%	.4%	.3%	1
Recommended Stabilization		≤ 0.3 ft. total	NA	+/- 0.1 unit	+/- 3%	<5 NTU or +/- 10%	+/- 10% if >0.5 mg/L	+/- 3%	+/- 10 mv
Stabilization: (Yes/No)		Yes	Yes	Yes	Yes	Yes	Yes	Yes	Yes

Sample Time: 1128

Reviewed by:

ft btoc	feet below top of casing	NTU	Nephelometric Turbidity Units	°C	degrees Celsius
ml/min	milliliters per minute	mg/l	milligrams per liter	mv	millivolts
µs/cm	microseimens per centimeter	ms/cm	milliseimens per centimeter		

LEGGETTE, BRASHEARS & GRAHAM, INC.

PAGE 1 OF 1

SAMPLE DATE: 12/23/14

LOW-FLOW SAMPLING LOG

TOTAL # WELLS: 17

Client Name: SONY

Project Location: 542 Rt 303, Orangeburg, NY

Sampler(s): CC / PW / EF

Sample Pump: Geopump

Tubing Type: LDPE - 35' Silicone - 2'

Monitoring Equipment: YSI

Well I.D. EW-9

Well Diameter (inches): 2"

Total Depth (ft btoc):

Depth to Water (ft btoc): 11.19'

Screen Setting (ft btoc): 13-18 to 21-28

Tubing Intake (ft btoc): ~ 21

Comments: Pump on at 10 45

YSI full at 1048

Well Condition: Good

Time (hours)	Depth to Water (ft btoc)	Evacuation Rate (ml/min)	Water Quality Monitoring Parameters: pH	Conductivity µs/cm	Turbidity (NTU)	Dissolved oxygen (mg/l)	Temperature (°C)	ORP (mv)
1048	11.22	100	7.56	4182	0.0	12.68	12.89	627
1051	11.22	100	7.56	4220	0.0	9.82	12.90	653
1054	11.22	100	7.58	4233	15.2	5.22	13.08	678
1057	11.22	100	7.58	4232	15.9	5.37	15.07	678
1100	11.22	100	7.58	4232	15.6	5.24	15.08	679
1105	11.22	100	7.57	4233	15.8	5.28	15.09	679
1106	11.22	100	7.57	4233	15.4	5.24	15.08	680
1109	11.22	100	7.58	4233	15.5	5.21	13.06	680

Stabilization of Parameters (stabilization achieved for three consecutive measurements)

Time FROM	Time TO	Depth to Water (ft btoc)	Total Removed > Change in Storage (Y/N)?	pH	Conductivity (%)	Turbidity (%)	Dissolved oxygen (%)	Temperature (%)	ORP (mv)
1105	1106	+/- 0	Yes	+/- 0	+/- 0	2.5%	.7%	.1%	1
1106	1109	↓	↓	.01	↓	.6%	.6%	.2%	+/- 0
1103	1109	↓	↓	.01	↓	1.9%	1.3%	.3%	1
Recommended Stabilization		≤ 0.3 ft. total	NA	+/- 0.1 unit	+/- 3%	<5 NTU or +/- 10%	+/- 10% if >0.5 mg/L	+/- 3%	+/- 10 mv
Stabilization: (Yes/No)		Yes	Yes	Yes	Yes	Yes	Yes	Yes	Yes

Sample Time: 1110

Reviewed by:

ft btoc	feet below top of casing	NTU	Nephelometric Turbidity Units	°C	degrees Celsius
ml/min	milliliters per minute	mg/l	milligrams per liter	mv	millivolts
µs/cm	microseimens per centimeter	ms/cm	milliseimens per centimeter		

LEGGETTE, BRASHEARS & GRAHAM, INC.

PAGE 1 OF 1

SAMPLE DATE: 12/02/14

LOW-FLOW SAMPLING LOG

TOTAL # WELLS: 17

Client Name: SONY

Project Location: 542 Rt 303, Orangeburg, NY

Sampler(s): CC / PW / (EF)

Sample Pump: Geopump

Tubing Type: LDPE - 30' Silicone - 2'

Monitoring Equipment: YSI

Well I.D. EW-10

Well Diameter (inches): 2"

Total Depth (ft btoc):

Depth to Water (ft btoc): 12.91'

Screen Setting (ft btoc): 15 to 25

Tubing Intake (ft btoc): ~ 22'

Comments: Pump on at 1016

YSI full at 1020

Well Condition: Good - (34 Drops Na2S2O3)

Time (hours)	Depth to Water (ft btoc)	Evacuation Rate (ml/min)	pH	Conductivity (µs/cm)	Turbidity (NTU)	Dissolved oxygen (mg/l)	Temperature (°C)	ORP (mv)
1020	13.22	100	9.39	2309	14.8	11.44	11.90	290
1023	13.22	100	8.98	4132	6.9	9.63	11.97	337
1026	13.22	100	9.66	4971	2.4	9.05	12.03	352
1029	13.22	100	10.09	5870	3.2	7.19	12.08	403
1032	13.22	100	10.08	5910	2.0	7.11	12.08	412
1035	13.22	100	10.09	5912	1.1	7.01	12.08	413
1038	13.22	100	10.09	5914	1.2	7.05	12.08	413
1041	13.22	100	10.09	5914	1.2	7.01	12.08	414

Stabilization of Parameters (stabilization achieved for three consecutive measurements)

Time FROM	Time TO	Depth to Water (ft btoc)	Total Removed > Change in Storage (Y/N)?	pH	Conductivity (%)	Turbidity (%)	Dissolved oxygen (%)	Temperature (%)	ORP (mv)
1035	1038	+/- 0	Yes	+/- 0	.03%	<5 NTU	.6%	+/- 0	+/- 0
1038	1041	↓	↓	↓	+/- 0	↓	.6%	↓	1
1035	1041	↓	↓	↓	.03%	↓	+/- 0	↓	1
Recommended Stabilization		≤ 0.3 ft. total	NA	+/- 0.1 unit	+/- 3%	<5 NTU or +/- 10%	+/- 10% if >0.5 mg/L	+/- 3%	+/- 10 mv
Stabilization: (Yes/No)		Yes	Yes	Yes	Yes	Yes	Yes	Yes	Yes

Sample Time: 1042

Reviewed by:

ft btoc	feet below top of casing	NTU	Nephelometric Turbidity Units	°C	degrees Celsius
ml/min	milliliters per minute	mg/l	milligrams per liter	mv	millivolts
µs/cm	microseimens per centimeter	ms/cm	milliseimens per centimeter		

LEGGETTE, BRASHEARS & GRAHAM, INC.

PAGE 1 OF 1

SAMPLE DATE: 12/23/14

LOW-FLOW SAMPLING LOG

TOTAL # WELLS: 17

Client Name: Sony

Project Location: 542 Rt 303, Orangeburg, NY

Sampler(s): EF.

Sample Pump: Geopump

Tubing Type: LDPE - 35' Silicone - 2'

Monitoring Equipment: YSI

Well I.D.: EW-13

Well Diameter (inches): 2"

Total Depth (ft btoc):

Depth to Water (ft btoc): 10.21'

Screen Setting (ft btoc): 13-18 to 21-28

Tubing Intake (ft btoc): ~ 21'

Comments: Pump on at: 1120

YSI full at: 1126

Well Condition: Good

Time (hours)	Depth to Water (ft btoc)	Evacuation Rate* (ml/min)	Water Quality Monitoring Parameters: pH	Conductivity (ms/cm)	Turbidity (NTU)	Dissolved oxygen (mg/l)	Temperature (°C)	ORP (mv)
1126	10.26	100	7.66	1561	170.0	2.98	13.01	671
1129	10.26	100	7.65	1557	163.3	2.96	12.98	671
1132	10.26	100	7.65	1554	167.6	2.96	12.96	671
1135	10.26	100	7.64	1551	132.8	2.99	12.91	670
1138	10.26	100	7.64	1551	123.6	2.98	12.87	671
1141	10.26	100	7.63	1551	122.1	2.98	12.85	671
1144	10.26	100	7.63	1551	121.9	2.96	12.85	671
1147	10.26	100	7.63	1551	122.0	2.97	12.82	670

Stabilization of Parameters (stabilization achieved for three consecutive measurements)

Time FROM	Time TO	Depth to Water (ft btoc)	Total Removed > Change in Storage (Y/N)?	pH	Conductivity (%)	Turbidity (%)	Dissolved oxygen (%)	Temperature (%)	ORP (mv)
1141	1144	+/-0	Yes	+/-0	+/-0	.2%	.7%	+/-0	+/-0
1144	1147	↑		↑	↑	.1%	.3%	.2%	1
1141	1147	↓		↓	↓	.1%	.4%	.2%	1
Recommended Stabilization		≤ 0.3 ft. total	NA	+/- 0.1 unit	+/- 3%	<5 NTU or +/- 10%	+/- 10% if >0.5 mg/L	+/- 3%	+/- 10 mv
Stabilization: (Yes/No)		Yes	Yes	Yes	Yes	Yes	Yes	Yes	Yes

*Evac rate determined using graduated cylinder; pumping at slowest possible rate.

Sample Time: 1148

ft btoc	feet below top of casing	NTU	Nephelometric Turbidity Units	°C	degrees Celsius
ml/min	milliliters per minute	mg/l	milligrams per liter	mv	millivolts
µs/cm	microseimens per centimeter	ms/cm	milliseimens per centimeter		

LEGGETTE, BRASHEARS & GRAHAM, INC.

PAGE 1 OF 1

SAMPLE DATE: 12/22/14

LOW-FLOW SAMPLING LOG

TOTAL # WELLS: 17

Client Name: SONY

Project Location: 542 Rt 303, Orangeburg, NY

Sampler(s): CC / PW / EF

Sample Pump: Geopump

Tubing Type: LDPE - 30' Silicone - 2'

Monitoring Equipment: YSI

Well I.D. MW-17S

Well Diameter (inches): 2"

Total Depth (ft btoc):

Depth to Water (ft btoc): 12.66'

Screen Setting (ft btoc): 10.5 to 20.5

Tubing Intake (ft btoc): ~ 18'

Comments: Pump on at 1237

YSI full at 1243

Well Condition: Good. - (20 Drops Na2S2O3)

Time (hours)	Depth to Water (ft btoc)	Evacuation Rate (ml/min)	Water Quality Monitoring Parameters: pH	Conductivity (µs/cm)	Turbidity (NTU)	Dissolved oxygen (mg/l)	Temperature (°C)	ORP (mv)
1243	12.72	100	8.50	5045	278.3	6.83	13.62	471
1246	12.72	100	8.63	5400	311.4	6.00	13.66	497
1249	12.72	100	8.70	5591	282.7	5.73	13.75	508
1252	12.72	100	8.73	5671	214.4	5.64	13.89	512
1255	12.72	100	8.77	5790	242.8	5.54	13.93	516
1258	12.72	100	8.90	5920	169.9	5.50	14.12	520
1301	12.72	100	8.82	6032	142.0	5.40	14.21	524
1304	12.72	100	8.82	6035	138.7	5.43	14.23	527
1307	12.72	100	8.82	6034	139.4	5.44	14.23	527

Stabilization of Parameters (stabilization achieved for three consecutive measurements)

Time FROM	Time TO	Depth to Water (ft btoc)	Total Removed > Change in Storage (Y/N)?	pH	Conductivity (%)	Turbidity (%)	Dissolved oxygen (%)	Temperature (%)	ORP (mv)
1301	1304	+/- 0	Yes	+/- 0	.1%	2.3%	.6%	.1%	3
1304	1307				.02%	.5%	.1%	+/- 0	+/- 0
1301	1307				.03%	1.8%	.7%	.1%	3
Recommended Stabilization		≤ 0.3 ft. total	NA	+/- 0.1 unit	+/- 3%	<5 NTU or +/- 10%	+/- 10% if >0.5 mg/L	+/- 3%	+/- 10 mv
Stabilization: (Yes/No)		Yes	Yes	Yes	Yes	Yes	Yes	Yes	Yes

Sample Time: 1308

Reviewed by:

ft btoc	feet below top of casing	NTU	Nephelometric Turbidity Units	°C	degrees Celsius
ml/min	milliliters per minute	mg/l	milligrams per liter	mv	millivolts
µs/cm	microseimens per centimeter	ms/cm	milliseimens per centimeter		

LEGGETTE, BRASHEARS & GRAHAM, INC.

PAGE 1 OF 1

SAMPLE DATE: 12/22/14

LOW-FLOW SAMPLING LOG

TOTAL # WELLS: 17

Client Name: SONY

Project Location: 542 Rt 303, Orangeburg, NY

Sampler(s): CC / PW / EF

Sample Pump: Geopump

Tubing Type: LDPE - 30' Silicone - 2'

Monitoring Equipment: YSI

Well I.D. MW-17D

Well Diameter (inches): 2"

Total Depth (ft btoc):

Depth to Water (ft btoc): 12.87

Screen Setting (ft btoc): 23' to 28'

Tubing Intake (ft btoc): ~ 25'

Comments: Pump on at 1322

YSI full at 1326

Well Condition: Good

Time (hours)	Depth to Water (ft btoc)	Evacuation Rate (ml/min)	Water Quality Monitoring Parameters: pH	Conductivity µs/cm	Turbidity (NTU)	Dissolved oxygen (mg/l)	Temperature (°C)	ORP (mv)
1326	13.02	100	11.12	1725	24.4	13.21	13.22	513
1329	13.02	100	10.67	1933	16.1	13.35	13.35	521
1332	13.02	100	9.86	3481	0.0	11.60	13.62	495
1335	13.02	100	9.68	4173	13.2	8.69	13.60	505
1338	13.02	100	9.62	4598	10.6	7.99	13.48	517
1341	13.02	100	9.59	4834	9.9	7.38	13.38	522
1344	13.02	100	9.60	4881	10.2	7.12	13.36	524
1347	13.02	100	9.60	4882	9.4	7.26	13.40	526

Stabilization of Parameters (stabilization achieved for three consecutive measurements)

Time FROM	Time TO	Depth to Water (ft btoc)	Total Removed > Change in Storage (Y/N)?	pH	Conductivity (%)	Turbidity (%)	Dissolved oxygen (%)	Temperature (%)	ORP (mv)
1341	1344	+/- 0	Yes	.01	.9%	3.0%	3.5%	.1%	2
1344	1347	↓	↓	+/- 0	.02%	7.8%	2.0%	.3%	2
1341	1347	↓	↓	.01	.9%	5.1%	1.6%	.1%	4
Recommended Stabilization		≤ 0.3 ft. total	NA	+/- 0.1 unit	+/- 3%	<5 NTU or +/- 10%	+/- 10% if >0.5 mg/L	+/- 3%	+/- 10 mv
Stabilization: (Yes/No)		Yes	Yes	Yes	Yes	Yes	Yes	Yes	Yes

Sample Time: 1348

Reviewed by:

ft btoc	feet below top of casing	NTU	Nephelometric Turbidity Units	°C	degrees Celsius
ml/min	milliliters per minute	mg/l	milligrams per liter	mv	millivolts
µs/cm	microseimens per centimeter	ms/cm	milliseimens per centimeter		

LEGGETTE, BRASHEARS & GRAHAM, INC.

PAGE 1 OF 1

SAMPLE DATE: 12/23/14

LOW-FLOW SAMPLING LOG

TOTAL # WELLS: 17

Client Name: SONY

Project Location: 542 Rt 303, Orangeburg, NY

Sampler(s): CC / PW / EF

Sample Pump: Geopump

Tubing Type: LDPE - 30' Silicone - 2'

Monitoring Equipment: YSI

Well I.D. mw-20

Well Diameter (inches): 2"

Total Depth (ft btoc):

Depth to Water (ft btoc): 10.421

Screen Setting (ft btoc): 10 to 20

Tubing Intake (ft btoc): ~ 15'

Comments: Pump on at 1010

YSI full at 1016

Well Condition: Good

Time (hours)	Depth to Water (ft btoc)	Evacuation Rate (ml/min)	Water Quality Monitoring Parameters: pH	Conductivity (us/cm)	Turbidity (NTU)	Dissolved oxygen (mg/l)	Temperature (°C)	ORP (mv)
1016	10.53	100	8.24	931	277.0	10.95	12.83	604
1019	10.53	100	8.13	917	236.9	9.87	12.77	615
1022	10.53	100	8.11	903	160.7	8.96	13.61	630
1025	10.53	100	8.09	897	163.4	8.91	13.68	632
1028	10.53	100	8.08	892	159.2	8.90	13.68	633
1031	10.53	100	8.05	892	161.5	8.96	13.66	634
1034	10.53	100	8.06	890	159.7	8.95	13.66	635

Stabilization of Parameters (stabilization achieved for three consecutive measurements)

Time FROM	Time TO	Depth to Water (ft btoc)	Total Removed > Change in Storage (Y/N)?	pH	Conductivity (%)	Turbidity (%)	Dissolved oxygen (%)	Temperature (%)	ORP (mv)
1028	1032	+/-0	Yes	.03	+/-0	1.4%	.7%	.1%	1
1032	1034	↓	↓	.01	.2%	1.1%	.1%	+/-0	1
1028	1034	↓	↓	.02	.2%	.3%	.8%	.1%	2
Recommended Stabilization		≤ 0.3 ft. total	NA	+/- 0.1 unit	+/- 3%	<5 NTU or +/- 10%	+/- 10% if >0.5 mg/L	+/- 3%	+/- 10 mv
Stabilization: (Yes/No)		Yes	Yes	Yes	Yes	Yes	Yes	Yes	Yes

Sample Time: 1035

Reviewed by:

ft btoc	feet below top of casing	NTU	Nephelometric Turbidity Units	°C	degrees Celsius
ml/min	milliliters per minute	mg/l	milligrams per liter	mv	millivolts
µs/cm	microseimens per centimeter	ms/cm	milliseimens per centimeter		

LEGGETTE, BRASHEARS & GRAHAM, INC.

PAGE 1 OF 1

SAMPLE DATE: 12/22/14

LOW-FLOW SAMPLING LOG

TOTAL # WELLS: 17

Client Name: SONY

Project Location: 542 Rt 303, Orangeburg, NY

Sampler(s): CC / PW / EF

Sample Pump: Geopump

Tubing Type: LDPE - 35' Silicone - 2'

Monitoring Equipment: YSI

Well I.D. MW-21

Well Diameter (inches): 2"

Total Depth (ft btoc):

Depth to Water (ft btoc): 12.15

Screen Setting (ft btoc): 10' to 20'

Tubing Intake (ft btoc): ~15.5'

Comments: Pump on at 1141

YSI full at 1148

Well Condition: Good - (NO Drops Na2S2O3)

Time (hours)	Depth to Water (ft btoc)	Evacuation Rate (ml/min)	Water Quality Monitoring Parameters: pH	Conductivity (µs/cm)	Turbidity (NTU)	Dissolved oxygen (mg/l)	Temperature (°C)	ORP (mv)
1148	12.38	100	11.13	1041	70.3	5.11	10.39	345
1151	12.38	100	10.98	1035	43.2	4.18	10.52	349
1154	12.38	100	10.76	1024	38.8	3.43	10.65	356
1157	12.38	100	10.68	1021	35.1	3.27	10.68	358
1200	12.38	100	10.55	1015	50.3	3.05	10.80	359
1203	12.38	100	10.45	1006	32.7	2.92	10.79	360
1206	12.38	100	10.43	1004	26.3	2.89	10.81	360
1209	12.38	100	10.40	1003	22.4	2.87	10.83	360
1211	12.38	100	10.40	1004	26.2	2.87	10.84	360

Stabilization of Parameters (stabilization achieved for three consecutive measurements)

Time FROM	Time TO	Depth to Water (ft btoc)	Total Removed > Change in Storage (Y/N)?	pH	Conductivity (%)	Turbidity (%)	Dissolved oxygen (%)	Temperature (%)	ORP (mv)
1206	1209	+/- 0	Yes	.03	.1%	14.8%	.7%	.2%	+/- 0
1209	1211	↓	↓	+/- 0	.1%	14.5%	+/- 0	.1%	↓
1206	1211	↓	↓	.03	+/- 0	.3%	.7%	.3%	↓
Recommended Stabilization		≤ 0.3 ft. total	NA	+/- 0.1 unit	+/- 3%	<5 NTU or +/- 10%	+/- 10% if >0.5 mg/L	+/- 3%	+/- 10 mv
Stabilization: (Yes/No)		Yes	Yes	Yes	Yes	No	Yes	Yes	Yes

Sample Time: 1212

Reviewed by:

ft btoc	feet below top of casing	NTU	Nephelometric Turbidity Units	°C	degrees Celsius
ml/min	milliliters per minute	mg/l	milligrams per liter	mv	millivolts
µs/cm	microseimens per centimeter	ms/cm	milliseimens per centimeter		

LEGGETTE, BRASHEARS & GRAHAM, INC.

PAGE 1 OF 1

SAMPLE DATE: 12/ /14

LOW-FLOW SAMPLING LOG

TOTAL # WELLS: 17

Client Name: SONY

Project Location: 542 Rt 303, Orangeburg, NY

Sampler(s): CC / PW / EF

Sample Pump: Geopump

Tubing Type: LDPE - 30' Silicone - 2'

Monitoring Equipment: YSI

Well I.D. MW-22

Well Diameter (inches): 2"

Total Depth (ft btoc):

Depth to Water (ft btoc): 13.69'

Screen Setting (ft btoc): 7 to 22'

Tubing Intake (ft btoc): ~ 25'

Comments: Pump on at 857

YSI full at 901

Well Condition: Good - (34 Drops Na2S2O3)

Time (hours)	Depth to Water (ft btoc)	Evacuation Rate (ml/min)	Water Quality Monitoring Parameters: pH	Conductivity (µs/cm)	Turbidity (NTU)	Dissolved oxygen (mg/l)	Temperature (°C)	ORP (mv)
901	13.73	100	9.66	2381	237.5	3.15	12.93	76.4
904	13.73	100	9.53	2239	186.5	2.78	11.95	80
907	13.73	100	9.23	2208	125.6	2.80	11.90	84
910	13.73	100	9.18	2193	152.9	2.81	11.92	85
913	13.73	100	8.97	2184	109.3	2.66	11.99	101
916	13.73	100	8.92	2131	64.2	3.26	11.93	107
919	13.73	100	8.91	2129	58.1	3.29	11.93	107
922	13.73	100	8.90	2125	62.6	3.31	11.94	107
925	13.73	100	8.91	2126	64.2	3.34	11.95	109

Stabilization of Parameters (stabilization achieved for three consecutive measurements)

Time FROM	Time TO	Depth to Water (ft btoc)	Total Removed > Change in Storage (Y/N)?	pH	Conductivity (%)	Turbidity (%)	Dissolved oxygen (%)	Temperature (%)	ORP (mv)
919	922	+/- 0	Yes	.01	.2%	7.2%	.6%	.1%	+/- 0
922	925	↓	↓	.01	.05%	2.5%	.9%	.1%	2
919	925	↓	↓	+/- 0	.1%	9.5%	1.5%	.2%	+/- 0
Recommended Stabilization		≤ 0.3 ft. total	NA	+/- 0.1 unit	+/- 3%	<5 NTU or +/- 10%	+/- 10% if >0.5 mg/L	+/- 3%	+/- 10 mv
Stabilization: (Yes/No)		Yes	Yes	Yes	Yes	Yes	Yes	Yes	Yes

Sample Time: 926

Reviewed by:

ft btoc	feet below top of casing	NTU	Nephelometric Turbidity Units	°C	degrees Celsius
ml/min	milliliters per minute	mg/l	milligrams per liter	mv	millivolts
µs/cm	microseimens per centimeter	ms/cm	milliseimens per centimeter		

Technical Report

prepared for:

Leggette Brashears & Graham Shelton Office
4 Research Drive, Suite 204
Shelton CT, 06484
Attention: Karen Destefanis

Report Date: 01/02/2015
Client Project ID: SNYGEN
York Project (SDG) No.: 14L0931

Report Date: 01/02/2015
Client Project ID: SNYGEN
York Project (SDG) No.: 14L0931

Leggette Brashears & Graham Shelton Office
4 Research Drive, Suite 204
Shelton CT, 06484
Attention: Karen Destefanis

Purpose and Results

This report contains the analytical data for the sample(s) identified on the attached chain-of-custody received in our laboratory on December 23, 2014 and listed below. The project was identified as your project: **SNYGEN**.

The analyses were conducted utilizing appropriate EPA, Standard Methods, and ASTM methods as detailed in the data summary tables.

All samples were received in proper condition meeting the customary acceptance requirements for environmental samples except those indicated under the Notes section of this report.

All analyses met the method and laboratory standard operating procedure requirements except as indicated by any data flags, the meaning of which are explained in the attachment to this report, and case narrative if applicable.

The results of the analyses, which are all reported on dry weight basis (soils) unless otherwise noted, are detailed in the following pages.

Please contact Client Services at 203.325.1371 with any questions regarding this report.

York Sample ID	Client Sample ID	Matrix	Date Collected	Date Received
14L0931-01	EW-7	Water	12/23/2014	12/23/2014
14L0931-02	EW-9	Water	12/23/2014	12/23/2014
14L0931-03	EW-13	Water	12/23/2014	12/23/2014
14L0931-04	MW-20	Water	12/23/2014	12/23/2014
14L0931-05	Trip Blank	Water	12/23/2014	12/23/2014

General Notes for York Project (SDG) No.: 14L0931

1. The RLs and MDLs (Reporting Limit and Method Detection Limit respectively) reported are adjusted for any dilution necessary due to the levels of target and/or non-target analytes and matrix interference. The RL(REPORTING LIMIT) is based upon the lowest standard utilized for the calibration where applicable.
2. Samples are retained for a period of thirty days after submittal of report, unless other arrangements are made.
3. York's liability for the above data is limited to the dollar value paid to York for the referenced project.
4. This report shall not be reproduced without the written approval of York Analytical Laboratories, Inc.
5. All samples were received in proper condition for analysis with proper documentation, unless otherwise noted.
6. All analyses conducted met method or Laboratory SOP requirements. See the Qualifiers and/or Narrative sections for further information.
7. It is noted that no analyses reported herein were subcontracted to another laboratory, unless noted in the report.
8. This report reflects results that relate only to the samples submitted on the attached chain-of-custody form(s) received by York.

Approved By: **Date:** 01/02/2015

Benjamin Gulizia
Laboratory Director

Sample Information

Client Sample ID: **EW-7** **York Sample ID:** **14L0931-01**

York Project (SDG) No.	Client Project ID	Matrix	Collection Date/Time	Date Received
14L0931	SNYGEN	Water	December 23, 2014 12:21 pm	12/23/2014

Volatile Organics, 8260 Halogenated List

Log-in Notes: **Sample Notes:**

Sample Prepared by Method: EPA 5030B

CAS No.	Parameter	Result	Flag	Units	Reported to LOD/MDL	LOQ	Dilution	Reference Method	Date/Time Prepared	Date/Time Analyzed	Analyst
630-20-6	1,1,1,2-Tetrachloroethane	ND		ug/L	2.5	5.0	1	EPA 8260C	12/30/2014 15:57	12/31/2014 01:58	BK
71-55-6	**1,1,1-Trichloroethane**	**120**		ug/L	2.5	5.0	1	EPA 8260C	12/30/2014 15:57	12/31/2014 01:58	BK
79-34-5	1,1,2,2-Tetrachloroethane	ND		ug/L	2.5	5.0	1	EPA 8260C	12/30/2014 15:57	12/31/2014 01:58	BK
76-13-1	**1,1,2-Trichloro-1,2,2-trifluoroethane (Freon 113)**	**5.8**		ug/L	2.5	5.0	1	EPA 8260C	12/30/2014 15:57	12/31/2014 01:58	BK
79-00-5	1,1,2-Trichloroethane	ND		ug/L	2.5	5.0	1	EPA 8260C	12/30/2014 15:57	12/31/2014 01:58	BK
75-34-3	1,1-Dichloroethane	ND		ug/L	2.5	5.0	1	EPA 8260C	12/30/2014 15:57	12/31/2014 01:58	BK
75-35-4	1,1-Dichloroethylene	ND		ug/L	2.5	5.0	1	EPA 8260C	12/30/2014 15:57	12/31/2014 01:58	BK
563-58-6	1,1-Dichloropropylene	ND		ug/L	2.5	5.0	1	EPA 8260C	12/30/2014 15:57	12/31/2014 01:58	BK
87-61-6	1,2,3-Trichlorobenzene	ND		ug/L	2.5	5.0	1	EPA 8260C	12/30/2014 15:57	12/31/2014 01:58	BK
96-18-4	1,2,3-Trichloropropane	ND		ug/L	2.5	5.0	1	EPA 8260C	12/30/2014 15:57	12/31/2014 01:58	BK
120-82-1	1,2,4-Trichlorobenzene	ND		ug/L	2.5	5.0	1	EPA 8260C	12/30/2014 15:57	12/31/2014 01:58	BK
96-12-8	1,2-Dibromo-3-chloropropane	ND		ug/L	2.5	5.0	1	EPA 8260C	12/30/2014 15:57	12/31/2014 01:58	BK
106-93-4	1,2-Dibromoethane	ND		ug/L	2.5	5.0	1	EPA 8260C	12/30/2014 15:57	12/31/2014 01:58	BK
95-50-1	1,2-Dichlorobenzene	ND		ug/L	2.5	5.0	1	EPA 8260C	12/30/2014 15:57	12/31/2014 01:58	BK
107-06-2	1,2-Dichloroethane	ND		ug/L	2.5	5.0	1	EPA 8260C	12/30/2014 15:57	12/31/2014 01:58	BK
78-87-5	1,2-Dichloropropane	ND		ug/L	2.5	5.0	1	EPA 8260C	12/30/2014 15:57	12/31/2014 01:58	BK
541-73-1	1,3-Dichlorobenzene	ND		ug/L	2.5	5.0	1	EPA 8260C	12/30/2014 15:57	12/31/2014 01:58	BK
142-28-9	1,3-Dichloropropane	ND		ug/L	2.5	5.0	1	EPA 8260C	12/30/2014 15:57	12/31/2014 01:58	BK
106-46-7	1,4-Dichlorobenzene	ND		ug/L	2.5	5.0	1	EPA 8260C	12/30/2014 15:57	12/31/2014 01:58	BK
594-20-7	2,2-Dichloropropane	ND		ug/L	2.5	5.0	1	EPA 8260C	12/30/2014 15:57	12/31/2014 01:58	BK
95-49-8	2-Chlorotoluene	ND		ug/L	2.5	5.0	1	EPA 8260C	12/30/2014 15:57	12/31/2014 01:58	BK
106-43-4	4-Chlorotoluene	ND		ug/L	2.5	5.0	1	EPA 8260C	12/30/2014 15:57	12/31/2014 01:58	BK
108-86-1	Bromobenzene	ND		ug/L	2.5	5.0	1	EPA 8260C	12/30/2014 15:57	12/31/2014 01:58	BK
74-97-5	Bromochloromethane	ND		ug/L	2.5	5.0	1	EPA 8260C	12/30/2014 15:57	12/31/2014 01:58	BK
75-27-4	Bromodichloromethane	ND		ug/L	2.5	5.0	1	EPA 8260C	12/30/2014 15:57	12/31/2014 01:58	BK
75-25-2	Bromoform	ND		ug/L	2.5	5.0	1	EPA 8260C	12/30/2014 15:57	12/31/2014 01:58	BK
74-83-9	Bromomethane	ND		ug/L	2.5	5.0	1	EPA 8260C	12/30/2014 15:57	12/31/2014 01:58	BK
56-23-5	**Carbon tetrachloride**	**270**		ug/L	25	50	10	EPA 8260C	12/30/2014 15:57	01/01/2015 05:50	BK
108-90-7	Chlorobenzene	ND		ug/L	2.5	5.0	1	EPA 8260C	12/30/2014 15:57	12/31/2014 01:58	BK
75-00-3	Chloroethane	ND		ug/L	2.5	5.0	1	EPA 8260C	12/30/2014 15:57	12/31/2014 01:58	BK
67-66-3	**Chloroform**	**7.9**		ug/L	2.5	5.0	1	EPA 8260C	12/30/2014 15:57	12/31/2014 01:58	BK
74-87-3	Chloromethane	ND		ug/L	2.5	5.0	1	EPA 8260C	12/30/2014 15:57	12/31/2014 01:58	BK
156-59-2	cis-1,2-Dichloroethylene	ND		ug/L	2.5	5.0	1	EPA 8260C	12/30/2014 15:57	12/31/2014 01:58	BK
10061-01-5	cis-1,3-Dichloropropylene	ND		ug/L	2.5	5.0	1	EPA 8260C	12/30/2014 15:57	12/31/2014 01:58	BK

Sample Information

Client Sample ID: **EW-7** **York Sample ID:** **14L0931-01**

York Project (SDG) No.	Client Project ID	Matrix	Collection Date/Time	Date Received
14L0931	SNYGEN	Water	December 23, 2014 12:21 pm	12/23/2014

Volatile Organics, 8260 Halogenated List

Log-in Notes: **Sample Notes:**

Sample Prepared by Method: EPA 5030B

CAS No.	Parameter	Result	Flag	Units	Reported to LOD/MDL	LOQ	Dilution	Reference Method	Date/Time Prepared	Date/Time Analyzed	Analyst
124-48-1	Dibromochloromethane	ND		ug/L	2.5	5.0	1	EPA 8260C	12/30/2014 15:57	12/31/2014 01:58	BK
74-95-3	Dibromomethane	ND		ug/L	2.5	5.0	1	EPA 8260C	12/30/2014 15:57	12/31/2014 01:58	BK
75-71-8	Dichlorodifluoromethane	ND		ug/L	2.5	5.0	1	EPA 8260C	12/30/2014 15:57	12/31/2014 01:58	BK
87-68-3	Hexachlorobutadiene	ND		ug/L	2.5	5.0	1	EPA 8260C	12/30/2014 15:57	12/31/2014 01:58	BK
75-09-2	**Methylene chloride**	**3.0**	J, B	ug/L	2.5	10	1	EPA 8260C	12/30/2014 15:57	12/31/2014 01:58	BK
127-18-4	Tetrachloroethylene	ND		ug/L	2.5	5.0	1	EPA 8260C	12/30/2014 15:57	12/31/2014 01:58	BK
156-60-5	trans-1,2-Dichloroethylene	ND		ug/L	2.5	5.0	1	EPA 8260C	12/30/2014 15:57	12/31/2014 01:58	BK
10061-02-6	trans-1,3-Dichloropropylene	ND		ug/L	2.5	5.0	1	EPA 8260C	12/30/2014 15:57	12/31/2014 01:58	BK
79-01-6	Trichloroethylene	ND		ug/L	2.5	5.0	1	EPA 8260C	12/30/2014 15:57	12/31/2014 01:58	BK
75-69-4	Trichlorofluoromethane	ND		ug/L	2.5	5.0	1	EPA 8260C	12/30/2014 15:57	12/31/2014 01:58	BK
75-01-4	Vinyl Chloride	ND		ug/L	2.5	5.0	1	EPA 8260C	12/30/2014 15:57	12/31/2014 01:58	BK

	Surrogate Recoveries	Result	Acceptance Range
17060-07-0	*Surrogate: 1,2-Dichloroethane-d4*	*99.0 %*	*65-135*
460-00-4	*Surrogate: p-Bromofluorobenzene*	*107 %*	*81-114*
2037-26-5	*Surrogate: Toluene-d8*	*101 %*	*86-118*

Methane

Log-in Notes: **Sample Notes:**

Sample Prepared by Method: Preparation for GC Analysis

CAS No.	Parameter	Result	Flag	Units	LOD/MDL	Reported to LOQ	Dilution	Reference Method	Date/Time Prepared	Date/Time Analyzed	Analyst
74-82-8	* Methane	ND		ug/L	10	10	1	GC/Headspace	12/30/2014 08:30	12/30/2014 15:26	JW

Sample Information

Client Sample ID: **EW-9** **York Sample ID:** **14L0931-02**

York Project (SDG) No.	Client Project ID	Matrix	Collection Date/Time	Date Received
14L0931	SNYGEN	Water	December 23, 2014 11:10 am	12/23/2014

Volatile Organics, 8260 Halogenated List

Log-in Notes: **Sample Notes:**

Sample Prepared by Method: EPA 5030B

CAS No.	Parameter	Result	Flag	Units	Reported to LOD/MDL	LOQ	Dilution	Reference Method	Date/Time Prepared	Date/Time Analyzed	Analyst
630-20-6	1,1,1,2-Tetrachloroethane	ND		ug/L	2.5	5.0	1	EPA 8260C	12/30/2014 15:57	12/31/2014 02:34	BK
71-55-6	**1,1,1-Trichloroethane**	**260**		ug/L	50	100	20	EPA 8260C	12/30/2014 15:57	01/01/2015 06:26	BK
79-34-5	1,1,2,2-Tetrachloroethane	ND		ug/L	2.5	5.0	1	EPA 8260C	12/30/2014 15:57	12/31/2014 02:34	BK

Sample Information

Client Sample ID: **EW-9** **York Sample ID:** **14L0931-02**

York Project (SDG) No.	Client Project ID	Matrix	Collection Date/Time	Date Received
14L0931	SNYGEN	Water	December 23, 2014 11:10 am	12/23/2014

Volatile Organics, 8260 Halogenated List **Log-in Notes:** **Sample Notes:**

Sample Prepared by Method: EPA 5030B

CAS No.	Parameter	Result	Flag	Units	Reported to LOD/MDL	LOQ	Dilution	Reference Method	Date/Time Prepared	Date/Time Analyzed	Analyst
76-13-1	**1,1,2-Trichloro-1,2,2-trifluoroethane (Freon 113)**	**4.4**	J	ug/L	2.5	5.0	1	EPA 8260C	12/30/2014 15:57	12/31/2014 02:34	BK
79-00-5	1,1,2-Trichloroethane	ND		ug/L	2.5	5.0	1	EPA 8260C	12/30/2014 15:57	12/31/2014 02:34	BK
75-34-3	1,1-Dichloroethane	ND		ug/L	2.5	5.0	1	EPA 8260C	12/30/2014 15:57	12/31/2014 02:34	BK
75-35-4	1,1-Dichloroethylene	ND		ug/L	2.5	5.0	1	EPA 8260C	12/30/2014 15:57	12/31/2014 02:34	BK
563-58-6	1,1-Dichloropropylene	ND		ug/L	2.5	5.0	1	EPA 8260C	12/30/2014 15:57	12/31/2014 02:34	BK
87-61-6	1,2,3-Trichlorobenzene	ND		ug/L	2.5	5.0	1	EPA 8260C	12/30/2014 15:57	12/31/2014 02:34	BK
96-18-4	1,2,3-Trichloropropane	ND		ug/L	2.5	5.0	1	EPA 8260C	12/30/2014 15:57	12/31/2014 02:34	BK
120-82-1	1,2,4-Trichlorobenzene	ND		ug/L	2.5	5.0	1	EPA 8260C	12/30/2014 15:57	12/31/2014 02:34	BK
96-12-8	1,2-Dibromo-3-chloropropane	ND		ug/L	2.5	5.0	1	EPA 8260C	12/30/2014 15:57	12/31/2014 02:34	BK
106-93-4	1,2-Dibromoethane	ND		ug/L	2.5	5.0	1	EPA 8260C	12/30/2014 15:57	12/31/2014 02:34	BK
95-50-1	1,2-Dichlorobenzene	ND		ug/L	2.5	5.0	1	EPA 8260C	12/30/2014 15:57	12/31/2014 02:34	BK
107-06-2	1,2-Dichloroethane	ND		ug/L	2.5	5.0	1	EPA 8260C	12/30/2014 15:57	12/31/2014 02:34	BK
78-87-5	1,2-Dichloropropane	ND		ug/L	2.5	5.0	1	EPA 8260C	12/30/2014 15:57	12/31/2014 02:34	BK
541-73-1	1,3-Dichlorobenzene	ND		ug/L	2.5	5.0	1	EPA 8260C	12/30/2014 15:57	12/31/2014 02:34	BK
142-28-9	1,3-Dichloropropane	ND		ug/L	2.5	5.0	1	EPA 8260C	12/30/2014 15:57	12/31/2014 02:34	BK
106-46-7	1,4-Dichlorobenzene	ND		ug/L	2.5	5.0	1	EPA 8260C	12/30/2014 15:57	12/31/2014 02:34	BK
594-20-7	2,2-Dichloropropane	ND		ug/L	2.5	5.0	1	EPA 8260C	12/30/2014 15:57	12/31/2014 02:34	BK
95-49-8	2-Chlorotoluene	ND		ug/L	2.5	5.0	1	EPA 8260C	12/30/2014 15:57	12/31/2014 02:34	BK
106-43-4	4-Chlorotoluene	ND		ug/L	2.5	5.0	1	EPA 8260C	12/30/2014 15:57	12/31/2014 02:34	BK
108-86-1	Bromobenzene	ND		ug/L	2.5	5.0	1	EPA 8260C	12/30/2014 15:57	12/31/2014 02:34	BK
74-97-5	Bromochloromethane	ND		ug/L	2.5	5.0	1	EPA 8260C	12/30/2014 15:57	12/31/2014 02:34	BK
75-27-4	Bromodichloromethane	ND		ug/L	2.5	5.0	1	EPA 8260C	12/30/2014 15:57	12/31/2014 02:34	BK
75-25-2	Bromoform	ND		ug/L	2.5	5.0	1	EPA 8260C	12/30/2014 15:57	12/31/2014 02:34	BK
74-83-9	Bromomethane	ND		ug/L	2.5	5.0	1	EPA 8260C	12/30/2014 15:57	12/31/2014 02:34	BK
56-23-5	**Carbon tetrachloride**	**570**		ug/L	50	100	20	EPA 8260C	12/30/2014 15:57	01/01/2015 06:26	BK
108-90-7	Chlorobenzene	ND		ug/L	2.5	5.0	1	EPA 8260C	12/30/2014 15:57	12/31/2014 02:34	BK
75-00-3	Chloroethane	ND		ug/L	2.5	5.0	1	EPA 8260C	12/30/2014 15:57	12/31/2014 02:34	BK
67-66-3	**Chloroform**	**12**		ug/L	2.5	5.0	1	EPA 8260C	12/30/2014 15:57	12/31/2014 02:34	BK
74-87-3	Chloromethane	ND		ug/L	2.5	5.0	1	EPA 8260C	12/30/2014 15:57	12/31/2014 02:34	BK
156-59-2	cis-1,2-Dichloroethylene	ND		ug/L	2.5	5.0	1	EPA 8260C	12/30/2014 15:57	12/31/2014 02:34	BK
10061-01-5	cis-1,3-Dichloropropylene	ND		ug/L	2.5	5.0	1	EPA 8260C	12/30/2014 15:57	12/31/2014 02:34	BK
124-48-1	Dibromochloromethane	ND		ug/L	2.5	5.0	1	EPA 8260C	12/30/2014 15:57	12/31/2014 02:34	BK
74-95-3	Dibromomethane	ND		ug/L	2.5	5.0	1	EPA 8260C	12/30/2014 15:57	12/31/2014 02:34	BK
75-71-8	Dichlorodifluoromethane	ND		ug/L	2.5	5.0	1	EPA 8260C	12/30/2014 15:57	12/31/2014 02:34	BK
87-68-3	Hexachlorobutadiene	ND		ug/L	2.5	5.0	1	EPA 8260C	12/30/2014 15:57	12/31/2014 02:34	BK
75-09-2	**Methylene chloride**	**3.0**	J, B	ug/L	2.5	10	1	EPA 8260C	12/30/2014 15:57	12/31/2014 02:34	BK

Sample Information

Client Sample ID: **EW-9** **York Sample ID:** **14L0931-02**

York Project (SDG) No.	Client Project ID	Matrix	Collection Date/Time	Date Received
14L0931	SNYGEN	Water	December 23, 2014 11:10 am	12/23/2014

Volatile Organics, 8260 Halogenated List

Log-in Notes: **Sample Notes:**

Sample Prepared by Method: EPA 5030B

CAS No.	Parameter	Result	Flag	Units	Reported to LOD/MDL	LOQ	Dilution	Reference Method	Date/Time Prepared	Date/Time Analyzed	Analyst
127-18-4	Tetrachloroethylene	ND		ug/L	2.5	5.0	1	EPA 8260C	12/30/2014 15:57	12/31/2014 02:34	BK
156-60-5	trans-1,2-Dichloroethylene	ND		ug/L	2.5	5.0	1	EPA 8260C	12/30/2014 15:57	12/31/2014 02:34	BK
10061-02-6	trans-1,3-Dichloropropylene	ND		ug/L	2.5	5.0	1	EPA 8260C	12/30/2014 15:57	12/31/2014 02:34	BK
79-01-6	Trichloroethylene	ND		ug/L	2.5	5.0	1	EPA 8260C	12/30/2014 15:57	12/31/2014 02:34	BK
75-69-4	Trichlorofluoromethane	ND		ug/L	2.5	5.0	1	EPA 8260C	12/30/2014 15:57	12/31/2014 02:34	BK
75-01-4	Vinyl Chloride	ND		ug/L	2.5	5.0	1	EPA 8260C	12/30/2014 15:57	12/31/2014 02:34	BK

	Surrogate Recoveries	Result	Acceptance Range
17060-07-0	*Surrogate: 1,2-Dichloroethane-d4*	*99.2 %*	*65-135*
460-00-4	*Surrogate: p-Bromofluorobenzene*	*107 %*	*81-114*
2037-26-5	*Surrogate: Toluene-d8*	*101 %*	*86-118*

Methane

Log-in Notes: **Sample Notes:**

Sample Prepared by Method: Preparation for GC Analysis

CAS No.	Parameter	Result	Flag	Units	LOD/MDL	Reported to LOQ	Dilution	Reference Method	Date/Time Prepared	Date/Time Analyzed	Analyst
74-82-8	* Methane	ND		ug/L	10	10	1	GC/Headspace	12/30/2014 08:30	12/30/2014 15:26	JW

Sample Information

Client Sample ID: **EW-13** **York Sample ID:** **14L0931-03**

York Project (SDG) No.	Client Project ID	Matrix	Collection Date/Time	Date Received
14L0931	SNYGEN	Water	December 23, 2014 11:48 am	12/23/2014

Volatile Organics, 8260 Halogenated List

Log-in Notes: **Sample Notes:**

Sample Prepared by Method: EPA 5030B

CAS No.	Parameter	Result	Flag	Units	Reported to LOD/MDL	LOQ	Dilution	Reference Method	Date/Time Prepared	Date/Time Analyzed	Analyst
630-20-6	1,1,1,2-Tetrachloroethane	ND		ug/L	2.5	5.0	1	EPA 8260C	12/30/2014 15:57	12/31/2014 03:09	BK
71-55-6	**1,1,1-Trichloroethane**	**260**		ug/L	120	250	50	EPA 8260C	12/30/2014 15:57	01/01/2015 07:02	BK
79-34-5	1,1,2,2-Tetrachloroethane	ND		ug/L	2.5	5.0	1	EPA 8260C	12/30/2014 15:57	12/31/2014 03:09	BK
76-13-1	1,1,2-Trichloro-1,2,2-trifluoroethane (Freon 113)	ND		ug/L	2.5	5.0	1	EPA 8260C	12/30/2014 15:57	12/31/2014 03:09	BK
79-00-5	1,1,2-Trichloroethane	ND		ug/L	2.5	5.0	1	EPA 8260C	12/30/2014 15:57	12/31/2014 03:09	BK
75-34-3	1,1-Dichloroethane	ND		ug/L	2.5	5.0	1	EPA 8260C	12/30/2014 15:57	12/31/2014 03:09	BK
75-35-4	1,1-Dichloroethylene	ND		ug/L	2.5	5.0	1	EPA 8260C	12/30/2014 15:57	12/31/2014 03:09	BK
563-58-6	1,1-Dichloropropylene	ND		ug/L	2.5	5.0	1	EPA 8260C	12/30/2014 15:57	12/31/2014 03:09	BK

Sample Information

Client Sample ID: **EW-13** **York Sample ID:** **14L0931-03**

York Project (SDG) No.	Client Project ID	Matrix	Collection Date/Time	Date Received
14L0931	SNYGEN	Water	December 23, 2014 11:48 am	12/23/2014

Volatile Organics, 8260 Halogenated List **Log-in Notes:** **Sample Notes:**

Sample Prepared by Method: EPA 5030B

CAS No.	Parameter	Result	Flag	Units	Reported to LOD/MDL	LOQ	Dilution	Reference Method	Date/Time Prepared	Date/Time Analyzed	Analyst
87-61-6	1,2,3-Trichlorobenzene	ND		ug/L	2.5	5.0	1	EPA 8260C	12/30/2014 15:57	12/31/2014 03:09	BK
96-18-4	1,2,3-Trichloropropane	ND		ug/L	2.5	5.0	1	EPA 8260C	12/30/2014 15:57	12/31/2014 03:09	BK
120-82-1	1,2,4-Trichlorobenzene	ND		ug/L	2.5	5.0	1	EPA 8260C	12/30/2014 15:57	12/31/2014 03:09	BK
96-12-8	1,2-Dibromo-3-chloropropane	ND		ug/L	2.5	5.0	1	EPA 8260C	12/30/2014 15:57	12/31/2014 03:09	BK
106-93-4	1,2-Dibromoethane	ND		ug/L	2.5	5.0	1	EPA 8260C	12/30/2014 15:57	12/31/2014 03:09	BK
95-50-1	1,2-Dichlorobenzene	ND		ug/L	2.5	5.0	1	EPA 8260C	12/30/2014 15:57	12/31/2014 03:09	BK
107-06-2	1,2-Dichloroethane	ND		ug/L	2.5	5.0	1	EPA 8260C	12/30/2014 15:57	12/31/2014 03:09	BK
78-87-5	1,2-Dichloropropane	ND		ug/L	2.5	5.0	1	EPA 8260C	12/30/2014 15:57	12/31/2014 03:09	BK
541-73-1	1,3-Dichlorobenzene	ND		ug/L	2.5	5.0	1	EPA 8260C	12/30/2014 15:57	12/31/2014 03:09	BK
142-28-9	1,3-Dichloropropane	ND		ug/L	2.5	5.0	1	EPA 8260C	12/30/2014 15:57	12/31/2014 03:09	BK
106-46-7	1,4-Dichlorobenzene	ND		ug/L	2.5	5.0	1	EPA 8260C	12/30/2014 15:57	12/31/2014 03:09	BK
594-20-7	2,2-Dichloropropane	ND		ug/L	2.5	5.0	1	EPA 8260C	12/30/2014 15:57	12/31/2014 03:09	BK
95-49-8	2-Chlorotoluene	ND		ug/L	2.5	5.0	1	EPA 8260C	12/30/2014 15:57	12/31/2014 03:09	BK
106-43-4	4-Chlorotoluene	ND		ug/L	2.5	5.0	1	EPA 8260C	12/30/2014 15:57	12/31/2014 03:09	BK
108-86-1	Bromobenzene	ND		ug/L	2.5	5.0	1	EPA 8260C	12/30/2014 15:57	12/31/2014 03:09	BK
74-97-5	Bromochloromethane	ND		ug/L	2.5	5.0	1	EPA 8260C	12/30/2014 15:57	12/31/2014 03:09	BK
75-27-4	Bromodichloromethane	ND		ug/L	2.5	5.0	1	EPA 8260C	12/30/2014 15:57	12/31/2014 03:09	BK
75-25-2	Bromoform	ND		ug/L	2.5	5.0	1	EPA 8260C	12/30/2014 15:57	12/31/2014 03:09	BK
74-83-9	Bromomethane	ND		ug/L	2.5	5.0	1	EPA 8260C	12/30/2014 15:57	12/31/2014 03:09	BK
56-23-5	**Carbon tetrachloride**	**1500**		ug/L	120	250	50	EPA 8260C	12/30/2014 15:57	01/01/2015 07:02	BK
108-90-7	Chlorobenzene	ND		ug/L	2.5	5.0	1	EPA 8260C	12/30/2014 15:57	12/31/2014 03:09	BK
75-00-3	Chloroethane	ND		ug/L	2.5	5.0	1	EPA 8260C	12/30/2014 15:57	12/31/2014 03:09	BK
67-66-3	**Chloroform**	**20**		ug/L	2.5	5.0	1	EPA 8260C	12/30/2014 15:57	12/31/2014 03:09	BK
74-87-3	Chloromethane	ND		ug/L	2.5	5.0	1	EPA 8260C	12/30/2014 15:57	12/31/2014 03:09	BK
156-59-2	cis-1,2-Dichloroethylene	ND		ug/L	2.5	5.0	1	EPA 8260C	12/30/2014 15:57	12/31/2014 03:09	BK
10061-01-5	cis-1,3-Dichloropropylene	ND		ug/L	2.5	5.0	1	EPA 8260C	12/30/2014 15:57	12/31/2014 03:09	BK
124-48-1	Dibromochloromethane	ND		ug/L	2.5	5.0	1	EPA 8260C	12/30/2014 15:57	12/31/2014 03:09	BK
74-95-3	Dibromomethane	ND		ug/L	2.5	5.0	1	EPA 8260C	12/30/2014 15:57	12/31/2014 03:09	BK
75-71-8	Dichlorodifluoromethane	ND		ug/L	2.5	5.0	1	EPA 8260C	12/30/2014 15:57	12/31/2014 03:09	BK
87-68-3	Hexachlorobutadiene	ND		ug/L	2.5	5.0	1	EPA 8260C	12/30/2014 15:57	12/31/2014 03:09	BK
75-09-2	**Methylene chloride**	**4.0**	J, B	ug/L	2.5	10	1	EPA 8260C	12/30/2014 15:57	12/31/2014 03:09	BK
127-18-4	**Tetrachloroethylene**	**26**		ug/L	2.5	5.0	1	EPA 8260C	12/30/2014 15:57	12/31/2014 03:09	BK
156-60-5	trans-1,2-Dichloroethylene	ND		ug/L	2.5	5.0	1	EPA 8260C	12/30/2014 15:57	12/31/2014 03:09	BK
10061-02-6	trans-1,3-Dichloropropylene	ND		ug/L	2.5	5.0	1	EPA 8260C	12/30/2014 15:57	12/31/2014 03:09	BK
79-01-6	**Trichloroethylene**	**29**		ug/L	2.5	5.0	1	EPA 8260C	12/30/2014 15:57	12/31/2014 03:09	BK
75-69-4	Trichlorofluoromethane	ND		ug/L	2.5	5.0	1	EPA 8260C	12/30/2014 15:57	12/31/2014 03:09	BK

Sample Information

Client Sample ID: **EW-13** **York Sample ID:** **14L0931-03**

York Project (SDG) No.	Client Project ID	Matrix	Collection Date/Time	Date Received
14L0931	SNYGEN	Water	December 23, 2014 11:48 am	12/23/2014

Volatile Organics, 8260 Halogenated List

Log-in Notes: **Sample Notes:**

Sample Prepared by Method: EPA 5030B

CAS No.	Parameter	Result	Flag	Units	Reported to LOD/MDL	LOQ	Dilution	Reference Method	Date/Time Prepared	Date/Time Analyzed	Analyst
75-01-4	Vinyl Chloride	ND		ug/L	2.5	5.0	1	EPA 8260C	12/30/2014 15:57	12/31/2014 03:09	BK

	Surrogate Recoveries	Result	Acceptance Range
17060-07-0	*Surrogate: 1,2-Dichloroethane-d4*	*105 %*	*65-135*
460-00-4	*Surrogate: p-Bromofluorobenzene*	*102 %*	*81-114*
2037-26-5	*Surrogate: Toluene-d8*	*104 %*	*86-118*

Methane

Log-in Notes: **Sample Notes:**

Sample Prepared by Method: Preparation for GC Analysis

CAS No.	Parameter	Result	Flag	Units	LOD/MDL	Reported to LOQ	Dilution	Reference Method	Date/Time Prepared	Date/Time Analyzed	Analyst
74-82-8	* Methane	ND		ug/L	10	10	1	GC/Headspace	12/30/2014 08:30	12/30/2014 15:26	JW

Sample Information

Client Sample ID: **MW-20** **York Sample ID:** **14L0931-04**

York Project (SDG) No.	Client Project ID	Matrix	Collection Date/Time	Date Received
14L0931	SNYGEN	Water	December 23, 2014 10:35 am	12/23/2014

Volatile Organics, 8260 Halogenated List

Log-in Notes: **Sample Notes:**

Sample Prepared by Method: EPA 5030B

CAS No.	Parameter	Result	Flag	Units	Reported to LOD/MDL	LOQ	Dilution	Reference Method	Date/Time Prepared	Date/Time Analyzed	Analyst
630-20-6	1,1,1,2-Tetrachloroethane	ND		ug/L	2.5	5.0	1	EPA 8260C	12/30/2014 15:57	12/31/2014 03:45	BK
71-55-6	1,1,1-Trichloroethane	ND		ug/L	2.5	5.0	1	EPA 8260C	12/30/2014 15:57	12/31/2014 03:45	BK
79-34-5	1,1,2,2-Tetrachloroethane	ND		ug/L	2.5	5.0	1	EPA 8260C	12/30/2014 15:57	12/31/2014 03:45	BK
76-13-1	1,1,2-Trichloro-1,2,2-trifluoroethane (Freon 113)	ND		ug/L	2.5	5.0	1	EPA 8260C	12/30/2014 15:57	12/31/2014 03:45	BK
79-00-5	1,1,2-Trichloroethane	ND		ug/L	2.5	5.0	1	EPA 8260C	12/30/2014 15:57	12/31/2014 03:45	BK
75-34-3	1,1-Dichloroethane	ND		ug/L	2.5	5.0	1	EPA 8260C	12/30/2014 15:57	12/31/2014 03:45	BK
75-35-4	1,1-Dichloroethylene	ND		ug/L	2.5	5.0	1	EPA 8260C	12/30/2014 15:57	12/31/2014 03:45	BK
563-58-6	1,1-Dichloropropylene	ND		ug/L	2.5	5.0	1	EPA 8260C	12/30/2014 15:57	12/31/2014 03:45	BK
87-61-6	1,2,3-Trichlorobenzene	ND		ug/L	2.5	5.0	1	EPA 8260C	12/30/2014 15:57	12/31/2014 03:45	BK
96-18-4	1,2,3-Trichloropropane	ND		ug/L	2.5	5.0	1	EPA 8260C	12/30/2014 15:57	12/31/2014 03:45	BK
120-82-1	1,2,4-Trichlorobenzene	ND		ug/L	2.5	5.0	1	EPA 8260C	12/30/2014 15:57	12/31/2014 03:45	BK
96-12-8	1,2-Dibromo-3-chloropropane	ND		ug/L	2.5	5.0	1	EPA 8260C	12/30/2014 15:57	12/31/2014 03:45	BK
106-93-4	1,2-Dibromoethane	ND		ug/L	2.5	5.0	1	EPA 8260C	12/30/2014 15:57	12/31/2014 03:45	BK

Sample Information

Client Sample ID: **MW-20** **York Sample ID:** **14L0931-04**

York Project (SDG) No.	Client Project ID	Matrix	Collection Date/Time	Date Received
14L0931	SNYGEN	Water	December 23, 2014 10:35 am	12/23/2014

Volatile Organics, 8260 Halogenated List

Log-in Notes:

Sample Notes:

Sample Prepared by Method: EPA 5030B

CAS No.	Parameter	Result	Flag	Units	Reported to LOD/MDL	LOQ	Dilution	Reference Method	Date/Time Prepared	Date/Time Analyzed	Analyst
95-50-1	1,2-Dichlorobenzene	ND		ug/L	2.5	5.0	1	EPA 8260C	12/30/2014 15:57	12/31/2014 03:45	BK
107-06-2	1,2-Dichloroethane	ND		ug/L	2.5	5.0	1	EPA 8260C	12/30/2014 15:57	12/31/2014 03:45	BK
78-87-5	1,2-Dichloropropane	ND		ug/L	2.5	5.0	1	EPA 8260C	12/30/2014 15:57	12/31/2014 03:45	BK
541-73-1	1,3-Dichlorobenzene	ND		ug/L	2.5	5.0	1	EPA 8260C	12/30/2014 15:57	12/31/2014 03:45	BK
142-28-9	1,3-Dichloropropane	ND		ug/L	2.5	5.0	1	EPA 8260C	12/30/2014 15:57	12/31/2014 03:45	BK
106-46-7	1,4-Dichlorobenzene	ND		ug/L	2.5	5.0	1	EPA 8260C	12/30/2014 15:57	12/31/2014 03:45	BK
594-20-7	2,2-Dichloropropane	ND		ug/L	2.5	5.0	1	EPA 8260C	12/30/2014 15:57	12/31/2014 03:45	BK
95-49-8	2-Chlorotoluene	ND		ug/L	2.5	5.0	1	EPA 8260C	12/30/2014 15:57	12/31/2014 03:45	BK
106-43-4	4-Chlorotoluene	ND		ug/L	2.5	5.0	1	EPA 8260C	12/30/2014 15:57	12/31/2014 03:45	BK
108-86-1	Bromobenzene	ND		ug/L	2.5	5.0	1	EPA 8260C	12/30/2014 15:57	12/31/2014 03:45	BK
74-97-5	Bromochloromethane	ND		ug/L	2.5	5.0	1	EPA 8260C	12/30/2014 15:57	12/31/2014 03:45	BK
75-27-4	Bromodichloromethane	ND		ug/L	2.5	5.0	1	EPA 8260C	12/30/2014 15:57	12/31/2014 03:45	BK
75-25-2	Bromoform	ND		ug/L	2.5	5.0	1	EPA 8260C	12/30/2014 15:57	12/31/2014 03:45	BK
74-83-9	Bromomethane	ND		ug/L	2.5	5.0	1	EPA 8260C	12/30/2014 15:57	12/31/2014 03:45	BK
56-23-5	**Carbon tetrachloride**	**4.3**	J	ug/L	2.5	5.0	1	EPA 8260C	12/30/2014 15:57	12/31/2014 03:45	BK
108-90-7	Chlorobenzene	ND		ug/L	2.5	5.0	1	EPA 8260C	12/30/2014 15:57	12/31/2014 03:45	BK
75-00-3	Chloroethane	ND		ug/L	2.5	5.0	1	EPA 8260C	12/30/2014 15:57	12/31/2014 03:45	BK
67-66-3	**Chloroform**	**3.7**	J	ug/L	2.5	5.0	1	EPA 8260C	12/30/2014 15:57	12/31/2014 03:45	BK
74-87-3	Chloromethane	ND		ug/L	2.5	5.0	1	EPA 8260C	12/30/2014 15:57	12/31/2014 03:45	BK
156-59-2	cis-1,2-Dichloroethylene	ND		ug/L	2.5	5.0	1	EPA 8260C	12/30/2014 15:57	12/31/2014 03:45	BK
10061-01-5	cis-1,3-Dichloropropylene	ND		ug/L	2.5	5.0	1	EPA 8260C	12/30/2014 15:57	12/31/2014 03:45	BK
124-48-1	Dibromochloromethane	ND		ug/L	2.5	5.0	1	EPA 8260C	12/30/2014 15:57	12/31/2014 03:45	BK
74-95-3	Dibromomethane	ND		ug/L	2.5	5.0	1	EPA 8260C	12/30/2014 15:57	12/31/2014 03:45	BK
75-71-8	Dichlorodifluoromethane	ND		ug/L	2.5	5.0	1	EPA 8260C	12/30/2014 15:57	12/31/2014 03:45	BK
87-68-3	Hexachlorobutadiene	ND		ug/L	2.5	5.0	1	EPA 8260C	12/30/2014 15:57	12/31/2014 03:45	BK
75-09-2	**Methylene chloride**	**3.2**	J, B	ug/L	2.5	10	1	EPA 8260C	12/30/2014 15:57	12/31/2014 03:45	BK
127-18-4	Tetrachloroethylene	ND		ug/L	2.5	5.0	1	EPA 8260C	12/30/2014 15:57	12/31/2014 03:45	BK
156-60-5	trans-1,2-Dichloroethylene	ND		ug/L	2.5	5.0	1	EPA 8260C	12/30/2014 15:57	12/31/2014 03:45	BK
10061-02-6	trans-1,3-Dichloropropylene	ND		ug/L	2.5	5.0	1	EPA 8260C	12/30/2014 15:57	12/31/2014 03:45	BK
79-01-6	Trichloroethylene	ND		ug/L	2.5	5.0	1	EPA 8260C	12/30/2014 15:57	12/31/2014 03:45	BK
75-69-4	Trichlorofluoromethane	ND		ug/L	2.5	5.0	1	EPA 8260C	12/30/2014 15:57	12/31/2014 03:45	BK
75-01-4	Vinyl Chloride	ND		ug/L	2.5	5.0	1	EPA 8260C	12/30/2014 15:57	12/31/2014 03:45	BK

	Surrogate Recoveries	Result	Acceptance Range
17060-07-0	*Surrogate: 1,2-Dichloroethane-d4*	*105 %*	*65-135*
460-00-4	*Surrogate: p-Bromofluorobenzene*	*111 %*	*81-114*
2037-26-5	*Surrogate: Toluene-d8*	*105 %*	*86-118*

Sample Information

Client Sample ID: **MW-20** **York Sample ID:** **14L0931-04**

York Project (SDG) No.	Client Project ID	Matrix	Collection Date/Time	Date Received
14L0931	SNYGEN	Water	December 23, 2014 10:35 am	12/23/2014

Methane **Log-in Notes:** **Sample Notes:**

Sample Prepared by Method: Preparation for GC Analysis

CAS No.	Parameter	Result	Flag	Units	LOD/MDL	Reported to LOQ	Dilution	Reference Method	Date/Time Prepared	Date/Time Analyzed	Analyst
74-82-8	* Methane	ND		ug/L	10	10	1	GC/Headspace	12/30/2014 08:30	12/30/2014 15:26	JW

Sample Information

Client Sample ID: **Trip Blank** **York Sample ID:** **14L0931-05**

York Project (SDG) No.	Client Project ID	Matrix	Collection Date/Time	Date Received
14L0931	SNYGEN	Water	December 23, 2014 12:00 am	12/23/2014

Volatile Organics, 8260 Halogenated List **Log-in Notes:** **Sample Notes:**

Sample Prepared by Method: EPA 5030B

CAS No.	Parameter	Result	Flag	Units	Reported to LOD/MDL	LOQ	Dilution	Reference Method	Date/Time Prepared	Date/Time Analyzed	Analyst
630-20-6	1,1,1,2-Tetrachloroethane	ND		ug/L	2.5	5.0	1	EPA 8260C	12/30/2014 15:57	12/31/2014 04:21	BK
71-55-6	1,1,1-Trichloroethane	ND		ug/L	2.5	5.0	1	EPA 8260C	12/30/2014 15:57	12/31/2014 04:21	BK
79-34-5	1,1,2,2-Tetrachloroethane	ND		ug/L	2.5	5.0	1	EPA 8260C	12/30/2014 15:57	12/31/2014 04:21	BK
76-13-1	1,1,2-Trichloro-1,2,2-trifluoroethane (Freon 113)	ND		ug/L	2.5	5.0	1	EPA 8260C	12/30/2014 15:57	12/31/2014 04:21	BK
79-00-5	1,1,2-Trichloroethane	ND		ug/L	2.5	5.0	1	EPA 8260C	12/30/2014 15:57	12/31/2014 04:21	BK
75-34-3	1,1-Dichloroethane	ND		ug/L	2.5	5.0	1	EPA 8260C	12/30/2014 15:57	12/31/2014 04:21	BK
75-35-4	1,1-Dichloroethylene	ND		ug/L	2.5	5.0	1	EPA 8260C	12/30/2014 15:57	12/31/2014 04:21	BK
563-58-6	1,1-Dichloropropylene	ND		ug/L	2.5	5.0	1	EPA 8260C	12/30/2014 15:57	12/31/2014 04:21	BK
87-61-6	1,2,3-Trichlorobenzene	ND		ug/L	2.5	5.0	1	EPA 8260C	12/30/2014 15:57	12/31/2014 04:21	BK
96-18-4	1,2,3-Trichloropropane	ND		ug/L	2.5	5.0	1	EPA 8260C	12/30/2014 15:57	12/31/2014 04:21	BK
120-82-1	1,2,4-Trichlorobenzene	ND		ug/L	2.5	5.0	1	EPA 8260C	12/30/2014 15:57	12/31/2014 04:21	BK
96-12-8	1,2-Dibromo-3-chloropropane	ND		ug/L	2.5	5.0	1	EPA 8260C	12/30/2014 15:57	12/31/2014 04:21	BK
106-93-4	1,2-Dibromoethane	ND		ug/L	2.5	5.0	1	EPA 8260C	12/30/2014 15:57	12/31/2014 04:21	BK
95-50-1	1,2-Dichlorobenzene	ND		ug/L	2.5	5.0	1	EPA 8260C	12/30/2014 15:57	12/31/2014 04:21	BK
107-06-2	1,2-Dichloroethane	ND		ug/L	2.5	5.0	1	EPA 8260C	12/30/2014 15:57	12/31/2014 04:21	BK
78-87-5	1,2-Dichloropropane	ND		ug/L	2.5	5.0	1	EPA 8260C	12/30/2014 15:57	12/31/2014 04:21	BK
541-73-1	1,3-Dichlorobenzene	ND		ug/L	2.5	5.0	1	EPA 8260C	12/30/2014 15:57	12/31/2014 04:21	BK
142-28-9	1,3-Dichloropropane	ND		ug/L	2.5	5.0	1	EPA 8260C	12/30/2014 15:57	12/31/2014 04:21	BK
106-46-7	1,4-Dichlorobenzene	ND		ug/L	2.5	5.0	1	EPA 8260C	12/30/2014 15:57	12/31/2014 04:21	BK
594-20-7	2,2-Dichloropropane	ND		ug/L	2.5	5.0	1	EPA 8260C	12/30/2014 15:57	12/31/2014 04:21	BK
95-49-8	2-Chlorotoluene	ND		ug/L	2.5	5.0	1	EPA 8260C	12/30/2014 15:57	12/31/2014 04:21	BK
106-43-4	4-Chlorotoluene	ND		ug/L	2.5	5.0	1	EPA 8260C	12/30/2014 15:57	12/31/2014 04:21	BK

Sample Information

Client Sample ID: **Trip Blank** **York Sample ID:** **14L0931-05**

York Project (SDG) No.	Client Project ID	Matrix	Collection Date/Time	Date Received
14L0931	SNYGEN	Water	December 23, 2014 12:00 am	12/23/2014

Volatile Organics, 8260 Halogenated List **Log-in Notes:** **Sample Notes:**

Sample Prepared by Method: EPA 5030B

CAS No.	Parameter	Result	Flag	Units	Reported to LOD/MDL	LOQ	Dilution	Reference Method	Date/Time Prepared	Date/Time Analyzed	Analyst
108-86-1	Bromobenzene	ND		ug/L	2.5	5.0	1	EPA 8260C	12/30/2014 15:57	12/31/2014 04:21	BK
74-97-5	Bromochloromethane	ND		ug/L	2.5	5.0	1	EPA 8260C	12/30/2014 15:57	12/31/2014 04:21	BK
75-27-4	Bromodichloromethane	ND		ug/L	2.5	5.0	1	EPA 8260C	12/30/2014 15:57	12/31/2014 04:21	BK
75-25-2	Bromoform	ND		ug/L	2.5	5.0	1	EPA 8260C	12/30/2014 15:57	12/31/2014 04:21	BK
74-83-9	Bromomethane	ND		ug/L	2.5	5.0	1	EPA 8260C	12/30/2014 15:57	12/31/2014 04:21	BK
56-23-5	Carbon tetrachloride	ND		ug/L	2.5	5.0	1	EPA 8260C	12/30/2014 15:57	12/31/2014 04:21	BK
108-90-7	Chlorobenzene	ND		ug/L	2.5	5.0	1	EPA 8260C	12/30/2014 15:57	12/31/2014 04:21	BK
75-00-3	Chloroethane	ND		ug/L	2.5	5.0	1	EPA 8260C	12/30/2014 15:57	12/31/2014 04:21	BK
67-66-3	Chloroform	ND		ug/L	2.5	5.0	1	EPA 8260C	12/30/2014 15:57	12/31/2014 04:21	BK
74-87-3	Chloromethane	ND		ug/L	2.5	5.0	1	EPA 8260C	12/30/2014 15:57	12/31/2014 04:21	BK
156-59-2	cis-1,2-Dichloroethylene	ND		ug/L	2.5	5.0	1	EPA 8260C	12/30/2014 15:57	12/31/2014 04:21	BK
10061-01-5	cis-1,3-Dichloropropylene	ND		ug/L	2.5	5.0	1	EPA 8260C	12/30/2014 15:57	12/31/2014 04:21	BK
124-48-1	Dibromochloromethane	ND		ug/L	2.5	5.0	1	EPA 8260C	12/30/2014 15:57	12/31/2014 04:21	BK
74-95-3	Dibromomethane	ND		ug/L	2.5	5.0	1	EPA 8260C	12/30/2014 15:57	12/31/2014 04:21	BK
75-71-8	Dichlorodifluoromethane	ND		ug/L	2.5	5.0	1	EPA 8260C	12/30/2014 15:57	12/31/2014 04:21	BK
87-68-3	Hexachlorobutadiene	ND		ug/L	2.5	5.0	1	EPA 8260C	12/30/2014 15:57	12/31/2014 04:21	BK
75-09-2	**Methylene chloride**	**3.1**	J, B	ug/L	2.5	10	1	EPA 8260C	12/30/2014 15:57	12/31/2014 04:21	BK
127-18-4	Tetrachloroethylene	ND		ug/L	2.5	5.0	1	EPA 8260C	12/30/2014 15:57	12/31/2014 04:21	BK
156-60-5	trans-1,2-Dichloroethylene	ND		ug/L	2.5	5.0	1	EPA 8260C	12/30/2014 15:57	12/31/2014 04:21	BK
10061-02-6	trans-1,3-Dichloropropylene	ND		ug/L	2.5	5.0	1	EPA 8260C	12/30/2014 15:57	12/31/2014 04:21	BK
79-01-6	Trichloroethylene	ND		ug/L	2.5	5.0	1	EPA 8260C	12/30/2014 15:57	12/31/2014 04:21	BK
75-69-4	Trichlorofluoromethane	ND		ug/L	2.5	5.0	1	EPA 8260C	12/30/2014 15:57	12/31/2014 04:21	BK
75-01-4	Vinyl Chloride	ND		ug/L	2.5	5.0	1	EPA 8260C	12/30/2014 15:57	12/31/2014 04:21	BK

	Surrogate Recoveries	Result	Acceptance Range
17060-07-0	*Surrogate: 1,2-Dichloroethane-d4*	*103 %*	*65-135*
460-00-4	*Surrogate: p-Bromofluorobenzene*	*107 %*	*81-114*
2037-26-5	*Surrogate: Toluene-d8*	*99.3 %*	*86-118*

Analytical Batch Summary

Batch ID: BA50021 **Preparation Method:** EPA 5030B **Prepared By:** BGS

YORK Sample ID	Client Sample ID	Preparation Date
14L0931-01RE1	EW-7	12/31/14
14L0931-02RE1	EW-9	12/31/14
14L0931-03RE1	EW-13	12/31/14
BA50021-BLK1	Blank	12/31/14
BA50021-BS1	LCS	12/31/14
BA50021-BSD1	LCS Dup	12/31/14

Batch ID: BL41472 **Preparation Method:** Preparation for GC Analysis **Prepared By:** JW

YORK Sample ID	Client Sample ID	Preparation Date
14L0931-01	EW-7	12/30/14
14L0931-02	EW-9	12/30/14
14L0931-03	EW-13	12/30/14
14L0931-04	MW-20	12/30/14
BL41472-BLK1	Blank	12/30/14

Batch ID: BL41500 **Preparation Method:** EPA 5030B **Prepared By:** BGS

YORK Sample ID	Client Sample ID	Preparation Date
14L0931-01	EW-7	12/30/14
14L0931-02	EW-9	12/30/14
14L0931-03	EW-13	12/30/14
14L0931-04	MW-20	12/30/14
14L0931-05	Trip Blank	12/30/14
BL41500-BLK1	Blank	12/30/14
BL41500-BS1	LCS	12/30/14
BL41500-BSD1	LCS Dup	12/30/14

Volatile Organic Compounds by GC/MS - Quality Control Data

York Analytical Laboratories, Inc.

Analyte	Result	Reporting Limit	Units	Spike Level	Source* Result	%REC	%REC Limits	Flag	RPD	RPD Limit	Flag
Batch BA50021 - EPA 5030B											
Blank (BA50021-BLK1)									Prepared: 12/31/2014 Analyzed: 01/01/2015		
1,1,1,2-Tetrachloroethane	ND	5.0	ug/L								
1,1,1-Trichloroethane	ND	5.0	"								
1,1,2,2-Tetrachloroethane	ND	5.0	"								
1,1,2-Trichloro-1,2,2-trifluoroethane (Freon 113)	ND	5.0	"								
1,1,2-Trichloroethane	ND	5.0	"								
1,1-Dichloroethane	ND	5.0	"								
1,1-Dichloroethylene	ND	5.0	"								
1,1-Dichloropropylene	ND	5.0	"								
1,2,3-Trichlorobenzene	4.3	5.0	"								
1,2,3-Trichloropropane	ND	5.0	"								
1,2,4-Trichlorobenzene	ND	5.0	"								
1,2-Dibromo-3-chloropropane	ND	5.0	"								
1,2-Dibromoethane	ND	5.0	"								
1,2-Dichlorobenzene	ND	5.0	"								
1,2-Dichloroethane	ND	5.0	"								
1,2-Dichloropropane	ND	5.0	"								
1,3-Dichlorobenzene	ND	5.0	"								
1,3-Dichloropropane	ND	5.0	"								
1,4-Dichlorobenzene	ND	5.0	"								
2,2-Dichloropropane	ND	5.0	"								
2-Chlorotoluene	ND	5.0	"								
4-Chlorotoluene	ND	5.0	"								
Bromobenzene	ND	5.0	"								
Bromochloromethane	ND	5.0	"								
Bromodichloromethane	ND	5.0	"								
Bromoform	ND	5.0	"								
Bromomethane	ND	5.0	"								
Carbon tetrachloride	ND	5.0	"								
Chlorobenzene	ND	5.0	"								
Chloroethane	ND	5.0	"								
Chloroform	ND	5.0	"								
Chloromethane	ND	5.0	"								
cis-1,2-Dichloroethylene	ND	5.0	"								
cis-1,3-Dichloropropylene	ND	5.0	"								
Dibromochloromethane	ND	5.0	"								
Dibromomethane	ND	5.0	"								
Dichlorodifluoromethane	ND	5.0	"								
Hexachlorobutadiene	ND	5.0	"								
Methylene chloride	2.6	10	"								
Tetrachloroethylene	ND	5.0	"								
trans-1,2-Dichloroethylene	ND	5.0	"								
trans-1,3-Dichloropropylene	ND	5.0	"								
Trichloroethylene	ND	5.0	"								
Trichlorofluoromethane	ND	5.0	"								
Vinyl Chloride	ND	5.0	"								
Surrogate: 1,2-Dichloroethane-d4	*51.2*		*"*	*50.0*		*102*	*65-135*				
Surrogate: p-Bromofluorobenzene	*53.4*		*"*	*50.0*		*107*	*81-114*				
Surrogate: Toluene-d8	*51.1*		*"*	*50.0*		*102*	*86-118*				

Volatile Organic Compounds by GC/MS - Quality Control Data

York Analytical Laboratories, Inc.

Analyte	Result	Reporting Limit	Units	Spike Level	Source* Result	%REC	%REC Limits	Flag	RPD	RPD Limit	Flag
Batch BA50021 - EPA 5030B											
LCS (BA50021-BS1)							Prepared: 12/31/2014 Analyzed: 01/01/2015				
1,1,1,2-Tetrachloroethane	56		ug/L	50.0		111	70-132				
1,1,1-Trichloroethane	55		"	50.0		111	68-138				
1,1,2,2-Tetrachloroethane	53		"	50.0		106	73-132				
1,1,2-Trichloro-1,2,2-trifluoroethane (Freon 113)	48		"	50.0		95.3	67-136				
1,1,2-Trichloroethane	52		"	50.0		105	79-125				
1,1-Dichloroethane	56		"	50.0		112	78-128				
1,1-Dichloroethylene	54		"	50.0		108	68-134				
1,1-Dichloropropylene	52		"	50.0		104	74-130				
1,2,3-Trichlorobenzene	50		"	50.0		99.4	77-140				
1,2,3-Trichloropropane	51		"	50.0		101	79-127				
1,2,4-Trichlorobenzene	46		"	50.0		93.0	75-141				
1,2-Dibromo-3-chloropropane	60		"	50.0		119	60-150				
1,2-Dibromoethane	52		"	50.0		104	86-123				
1,2-Dichlorobenzene	51		"	50.0		101	79-125				
1,2-Dichloroethane	57		"	50.0		114	69-133				
1,2-Dichloropropane	55		"	50.0		110	76-124				
1,3-Dichlorobenzene	51		"	50.0		102	81-124				
1,3-Dichloropropane	54		"	50.0		109	79-125				
1,4-Dichlorobenzene	50		"	50.0		100	82-124				
2,2-Dichloropropane	54		"	50.0		108	61-139				
2-Chlorotoluene	52		"	50.0		105	74-130				
4-Chlorotoluene	52		"	50.0		104	75-127				
Bromobenzene	52		"	50.0		104	74-129				
Bromochloromethane	54		"	50.0		109	69-134				
Bromodichloromethane	58		"	50.0		117	76-127				
Bromoform	55		"	50.0		111	77-137				
Bromomethane	49		"	50.0		98.2	50-156				
Carbon tetrachloride	56		"	50.0		112	62-145				
Chlorobenzene	52		"	50.0		105	85-119				
Chloroethane	48		"	50.0		96.4	49-143				
Chloroform	55		"	50.0		109	74-131				
Chloromethane	46		"	50.0		92.8	43-134				
cis-1,2-Dichloroethylene	49		"	50.0		98.1	73-134				
cis-1,3-Dichloropropylene	57		"	50.0		114	77-128				
Dibromochloromethane	55		"	50.0		111	79-130				
Dibromomethane	55		"	50.0		109	78-128				
Dichlorodifluoromethane	22		"	50.0		44.3	38-139				
Hexachlorobutadiene	55		"	50.0		109	72-141				
Methylene chloride	52		"	50.0		105	56-142				
Tetrachloroethylene	54		"	50.0		108	78-133				
trans-1,2-Dichloroethylene	55		"	50.0		110	59-145				
trans-1,3-Dichloropropylene	57		"	50.0		115	74-131				
Trichloroethylene	54		"	50.0		108	81-125				
Trichlorofluoromethane	52		"	50.0		104	61-144				
Vinyl Chloride	42		"	50.0		83.6	42-136				
Surrogate: 1,2-Dichloroethane-d4	*55.9*		*"*	*50.0*		*112*	*65-135*				
Surrogate: p-Bromofluorobenzene	*49.5*		*"*	*50.0*		*99.0*	*81-114*				
Surrogate: Toluene-d8	*50.9*		*"*	*50.0*		*102*	*86-118*				

Volatile Organic Compounds by GC/MS - Quality Control Data

York Analytical Laboratories, Inc.

Analyte	Result	Reporting Limit	Units	Spike Level	Source* Result	%REC	%REC Limits	Flag	RPD	RPD Limit	Flag
Batch BA50021 - EPA 5030B											
LCS Dup (BA50021-BSD1)								Prepared: 12/31/2014 Analyzed: 01/01/2015			
1,1,1,2-Tetrachloroethane	56		ug/L	50.0		113	70-132		1.45	30	
1,1,1-Trichloroethane	54		"	50.0		108	68-138		2.64	30	
1,1,2,2-Tetrachloroethane	55		"	50.0		109	73-132		2.86	30	
1,1,2-Trichloro-1,2,2-trifluoroethane (Freon 113)	45		"	50.0		89.9	67-136		5.77	30	
1,1,2-Trichloroethane	54		"	50.0		107	79-125		2.21	30	
1,1-Dichloroethane	54		"	50.0		108	78-128		3.76	30	
1,1-Dichloroethylene	52		"	50.0		105	68-134		3.12	30	
1,1-Dichloropropylene	50		"	50.0		99.7	74-130		4.49	30	
1,2,3-Trichlorobenzene	54		"	50.0		109	77-140		9.14	30	
1,2,3-Trichloropropane	54		"	50.0		108	79-127		6.83	30	
1,2,4-Trichlorobenzene	49		"	50.0		98.1	75-141		5.32	30	
1,2-Dibromo-3-chloropropane	68		"	50.0		136	60-150		13.3	30	
1,2-Dibromoethane	54		"	50.0		107	86-123		2.61	30	
1,2-Dichlorobenzene	55		"	50.0		110	79-125		8.52	30	
1,2-Dichloroethane	55		"	50.0		110	69-133		3.43	30	
1,2-Dichloropropane	55		"	50.0		110	76-124		0.526	30	
1,3-Dichlorobenzene	53		"	50.0		107	81-124		4.32	30	
1,3-Dichloropropane	54		"	50.0		109	79-125		0.331	30	
1,4-Dichlorobenzene	53		"	50.0		105	82-124		4.57	30	
2,2-Dichloropropane	51		"	50.0		103	61-139		4.92	30	
2-Chlorotoluene	54		"	50.0		109	74-130		3.89	30	
4-Chlorotoluene	52		"	50.0		105	75-127		0.497	30	
Bromobenzene	53		"	50.0		106	74-129		1.43	30	
Bromochloromethane	53		"	50.0		106	69-134		3.23	30	
Bromodichloromethane	59		"	50.0		118	76-127		0.888	30	
Bromoform	56		"	50.0		112	77-137		0.969	30	
Bromomethane	48		"	50.0		95.7	50-156		2.56	30	
Carbon tetrachloride	54		"	50.0		109	62-145		3.07	30	
Chlorobenzene	53		"	50.0		106	85-119		1.17	30	
Chloroethane	45		"	50.0		90.7	49-143		6.07	30	
Chloroform	53		"	50.0		106	74-131		3.16	30	
Chloromethane	21		"	50.0		42.9	43-134	Low Bias	73.7	30	Non-dir.
cis-1,2-Dichloroethylene	47		"	50.0		94.7	73-134		3.57	30	
cis-1,3-Dichloropropylene	57		"	50.0		113	77-128		0.370	30	
Dibromochloromethane	56		"	50.0		113	79-130		1.68	30	
Dibromomethane	52		"	50.0		104	78-128		5.08	30	
Dichlorodifluoromethane	21		"	50.0		41.7	38-139		6.00	30	
Hexachlorobutadiene	61		"	50.0		122	72-141		11.0	30	
Methylene chloride	50		"	50.0		99.1	56-142		5.57	30	
Tetrachloroethylene	53		"	50.0		106	78-133		1.53	30	
trans-1,2-Dichloroethylene	54		"	50.0		107	59-145		2.73	30	
trans-1,3-Dichloropropylene	56		"	50.0		111	74-131		3.31	30	
Trichloroethylene	52		"	50.0		103	81-125		4.00	30	
Trichlorofluoromethane	50		"	50.0		100	61-144		4.07	30	
Vinyl Chloride	40		"	50.0		79.9	42-136		4.43	30	
Surrogate: 1,2-Dichloroethane-d4	*54.5*		*"*	*50.0*		*109*	*65-135*				
Surrogate: p-Bromofluorobenzene	*47.8*		*"*	*50.0*		*95.5*	*81-114*				
Surrogate: Toluene-d8	*48.1*		*"*	*50.0*		*96.1*	*86-118*				

Volatile Organic Compounds by GC/MS - Quality Control Data

York Analytical Laboratories, Inc.

Analyte	Result	Reporting Limit	Units	Spike Level	Source* Result	%REC	%REC Limits	Flag	RPD	RPD Limit	Flag
Batch BL41500 - EPA 5030B											
Blank (BL41500-BLK1)								Prepared & Analyzed: 12/30/2014			
1,1,1,2-Tetrachloroethane	ND	5.0	ug/L								
1,1,1-Trichloroethane	ND	5.0	"								
1,1,2,2-Tetrachloroethane	ND	5.0	"								
1,1,2-Trichloro-1,2,2-trifluoroethane (Freon 113)	ND	5.0	"								
1,1,2-Trichloroethane	ND	5.0	"								
1,1-Dichloroethane	ND	5.0	"								
1,1-Dichloroethylene	ND	5.0	"								
1,1-Dichloropropylene	ND	5.0	"								
1,2,3-Trichlorobenzene	ND	5.0	"								
1,2,3-Trichloropropane	ND	5.0	"								
1,2,4-Trichlorobenzene	ND	5.0	"								
1,2-Dibromo-3-chloropropane	ND	5.0	"								
1,2-Dibromoethane	ND	5.0	"								
1,2-Dichlorobenzene	ND	5.0	"								
1,2-Dichloroethane	ND	5.0	"								
1,2-Dichloropropane	ND	5.0	"								
1,3-Dichlorobenzene	ND	5.0	"								
1,3-Dichloropropane	ND	5.0	"								
1,4-Dichlorobenzene	ND	5.0	"								
2,2-Dichloropropane	ND	5.0	"								
2-Chlorotoluene	ND	5.0	"								
4-Chlorotoluene	ND	5.0	"								
Bromobenzene	ND	5.0	"								
Bromochloromethane	ND	5.0	"								
Bromodichloromethane	ND	5.0	"								
Bromoform	ND	5.0	"								
Bromomethane	ND	5.0	"								
Carbon tetrachloride	ND	5.0	"								
Chlorobenzene	ND	5.0	"								
Chloroethane	ND	5.0	"								
Chloroform	ND	5.0	"								
Chloromethane	ND	5.0	"								
cis-1,2-Dichloroethylene	ND	5.0	"								
cis-1,3-Dichloropropylene	ND	5.0	"								
Dibromochloromethane	ND	5.0	"								
Dibromomethane	ND	5.0	"								
Dichlorodifluoromethane	ND	5.0	"								
Hexachlorobutadiene	ND	5.0	"								
Methylene chloride	3.0	10	"								
Tetrachloroethylene	ND	5.0	"								
trans-1,2-Dichloroethylene	ND	5.0	"								
trans-1,3-Dichloropropylene	ND	5.0	"								
Trichloroethylene	ND	5.0	"								
Trichlorofluoromethane	ND	5.0	"								
Vinyl Chloride	ND	5.0	"								
Surrogate: 1,2-Dichloroethane-d4	*44.7*		*"*	*50.0*		*89.4*	*65-135*				
Surrogate: p-Bromofluorobenzene	*53.6*		*"*	*50.0*		*107*	*81-114*				
Surrogate: Toluene-d8	*51.7*		*"*	*50.0*		*103*	*86-118*				

Volatile Organic Compounds by GC/MS - Quality Control Data

York Analytical Laboratories, Inc.

Analyte	Result	Reporting Limit	Units	Spike Level	Source* Result	%REC	%REC Limits	Flag	RPD	RPD Limit	Flag
Batch BL41500 - EPA 5030B											
LCS (BL41500-BS1)							Prepared & Analyzed: 12/30/2014				
1,1,1,2-Tetrachloroethane	52		ug/L	50.0		105	70-132				
1,1,1-Trichloroethane	51		"	50.0		102	68-138				
1,1,2,2-Tetrachloroethane	50		"	50.0		99.6	73-132				
1,1,2-Trichloro-1,2,2-trifluoroethane (Freon 113)	46		"	50.0		91.9	67-136				
1,1,2-Trichloroethane	54		"	50.0		109	79-125				
1,1-Dichloroethane	53		"	50.0		106	78-128				
1,1-Dichloroethylene	52		"	50.0		105	68-134				
1,1-Dichloropropylene	51		"	50.0		102	74-130				
1,2,3-Trichlorobenzene	49		"	50.0		97.8	77-140				
1,2,3-Trichloropropane	50		"	50.0		99.3	79-127				
1,2,4-Trichlorobenzene	47		"	50.0		93.3	75-141				
1,2-Dibromo-3-chloropropane	53		"	50.0		105	60-150				
1,2-Dibromoethane	51		"	50.0		102	86-123				
1,2-Dichlorobenzene	50		"	50.0		99.6	79-125				
1,2-Dichloroethane	52		"	50.0		105	69-133				
1,2-Dichloropropane	53		"	50.0		106	76-124				
1,3-Dichlorobenzene	51		"	50.0		102	81-124				
1,3-Dichloropropane	53		"	50.0		106	79-125				
1,4-Dichlorobenzene	52		"	50.0		104	82-124				
2,2-Dichloropropane	49		"	50.0		97.7	61-139				
2-Chlorotoluene	51		"	50.0		102	74-130				
4-Chlorotoluene	50		"	50.0		100	75-127				
Bromobenzene	49		"	50.0		98.1	74-129				
Bromochloromethane	49		"	50.0		98.3	69-134				
Bromodichloromethane	53		"	50.0		107	76-127				
Bromoform	52		"	50.0		103	77-137				
Bromomethane	51		"	50.0		103	50-156				
Carbon tetrachloride	50		"	50.0		101	62-145				
Chlorobenzene	52		"	50.0		103	85-119				
Chloroethane	48		"	50.0		96.0	49-143				
Chloroform	53		"	50.0		106	74-131				
Chloromethane	51		"	50.0		102	43-134				
cis-1,2-Dichloroethylene	50		"	50.0		100	73-134				
cis-1,3-Dichloropropylene	54		"	50.0		109	77-128				
Dibromochloromethane	52		"	50.0		105	79-130				
Dibromomethane	56		"	50.0		111	78-128				
Dichlorodifluoromethane	47		"	50.0		93.2	38-139				
Hexachlorobutadiene	50		"	50.0		101	72-141				
Methylene chloride	49		"	50.0		98.1	56-142				
Tetrachloroethylene	53		"	50.0		106	78-133				
trans-1,2-Dichloroethylene	52		"	50.0		104	59-145				
trans-1,3-Dichloropropylene	53		"	50.0		106	74-131				
Trichloroethylene	52		"	50.0		104	81-125				
Trichlorofluoromethane	49		"	50.0		97.4	61-144				
Vinyl Chloride	51		"	50.0		102	42-136				
Surrogate: 1,2-Dichloroethane-d4	*49.2*		*"*	*50.0*		*98.4*	*65-135*				
Surrogate: p-Bromofluorobenzene	*50.5*		*"*	*50.0*		*101*	*81-114*				
Surrogate: Toluene-d8	*51.4*		*"*	*50.0*		*103*	*86-118*				

Volatile Organic Compounds by GC/MS - Quality Control Data

York Analytical Laboratories, Inc.

Analyte	Result	Reporting Limit	Units	Spike Level	Source* Result	%REC	%REC Limits	Flag	RPD	RPD Limit	Flag
Batch BL41500 - EPA 5030B											
LCS Dup (BL41500-BSD1)							Prepared & Analyzed: 12/30/2014				
1,1,1,2-Tetrachloroethane	52		ug/L	50.0		104	70-132		0.287	30	
1,1,1-Trichloroethane	52		"	50.0		105	68-138		2.48	30	
1,1,2,2-Tetrachloroethane	49		"	50.0		98.4	73-132		1.23	30	
1,1,2-Trichloro-1,2,2-trifluoroethane (Freon 113)	48		"	50.0		95.2	67-136		3.55	30	
1,1,2-Trichloroethane	51		"	50.0		102	79-125		6.63	30	
1,1-Dichloroethane	52		"	50.0		105	78-128		1.31	30	
1,1-Dichloroethylene	52		"	50.0		104	68-134		0.460	30	
1,1-Dichloropropylene	51		"	50.0		103	74-130		0.722	30	
1,2,3-Trichlorobenzene	49		"	50.0		98.5	77-140		0.795	30	
1,2,3-Trichloropropane	51		"	50.0		102	79-127		2.96	30	
1,2,4-Trichlorobenzene	47		"	50.0		93.8	75-141		0.577	30	
1,2-Dibromo-3-chloropropane	49		"	50.0		97.9	60-150		7.11	30	
1,2-Dibromoethane	54		"	50.0		108	86-123		5.95	30	
1,2-Dichlorobenzene	51		"	50.0		103	79-125		3.14	30	
1,2-Dichloroethane	50		"	50.0		99.7	69-133		4.85	30	
1,2-Dichloropropane	52		"	50.0		104	76-124		1.56	30	
1,3-Dichlorobenzene	51		"	50.0		102	81-124		0.609	30	
1,3-Dichloropropane	53		"	50.0		105	79-125		0.133	30	
1,4-Dichlorobenzene	51		"	50.0		102	82-124		2.04	30	
2,2-Dichloropropane	50		"	50.0		101	61-139		2.86	30	
2-Chlorotoluene	52		"	50.0		105	74-130		2.57	30	
4-Chlorotoluene	51		"	50.0		102	75-127		1.44	30	
Bromobenzene	51		"	50.0		102	74-129		3.52	30	
Bromochloromethane	51		"	50.0		103	69-134		4.47	30	
Bromodichloromethane	53		"	50.0		107	76-127		0.0750	30	
Bromoform	53		"	50.0		107	77-137		3.37	30	
Bromomethane	43		"	50.0		85.8	50-156		17.8	30	
Carbon tetrachloride	52		"	50.0		104	62-145		3.33	30	
Chlorobenzene	52		"	50.0		103	85-119		0.233	30	
Chloroethane	48		"	50.0		96.6	49-143		0.623	30	
Chloroform	52		"	50.0		105	74-131		0.836	30	
Chloromethane	50		"	50.0		100	43-134		1.80	30	
cis-1,2-Dichloroethylene	51		"	50.0		102	73-134		2.35	30	
cis-1,3-Dichloropropylene	54		"	50.0		108	77-128		0.535	30	
Dibromochloromethane	55		"	50.0		109	79-130		4.21	30	
Dibromomethane	53		"	50.0		105	78-128		5.53	30	
Dichlorodifluoromethane	46		"	50.0		92.6	38-139		0.625	30	
Hexachlorobutadiene	54		"	50.0		107	72-141		6.12	30	
Methylene chloride	50		"	50.0		99.3	56-142		1.18	30	
Tetrachloroethylene	55		"	50.0		111	78-133		4.37	30	
trans-1,2-Dichloroethylene	53		"	50.0		106	59-145		2.53	30	
trans-1,3-Dichloropropylene	53		"	50.0		106	74-131		0.208	30	
Trichloroethylene	52		"	50.0		104	81-125		0.365	30	
Trichlorofluoromethane	50		"	50.0		99.0	61-144		1.67	30	
Vinyl Chloride	52		"	50.0		104	42-136		1.98	30	
Surrogate: 1,2-Dichloroethane-d4	*48.0*		*"*	*50.0*		*96.1*	*65-135*				
Surrogate: p-Bromofluorobenzene	*50.6*		*"*	*50.0*		*101*	*81-114*				
Surrogate: Toluene-d8	*49.6*		*"*	*50.0*		*99.2*	*86-118*				

Gas Chromatography/Flame Ionization Detector - Quality Control Data

York Analytical Laboratories, Inc.

Analyte	Result	Reporting Limit	Units	Spike Level	Source* Result	%REC	%REC Limits	Flag	RPD	RPD Limit	Flag
Batch BL41472 - Preparation for GC Analysis											
Blank (BL41472-BLK1)									Prepared & Analyzed: 12/30/2014		
Methane	ND	10	ug/L								

Volatile Analysis Sample Containers

Lab ID	Client Sample ID	Volatile Sample Container
14L0931-01	EW-7	40mL 01_Clear Vial Cool to 4° C
14L0931-02	EW-9	40mL 01_Clear Vial Cool to 4° C
14L0931-03	EW-13	40mL 01_Clear Vial Cool to 4° C
14L0931-04	MW-20	40mL 01_Clear Vial Cool to 4° C
14L0931-05	Trip Blank	40mL Clear Vial (pre-pres.) HCl; Cool to 4° C

Notes and Definitions

QL-02	This LCS analyte is outside Laboratory Recovery limits due the analyte behavior using the referenced method. The reference method has certain limitations with respect to analytes of this nature.
J	Detected below the Reporting Limit but greater than or equal to the Method Detection Limit (MDL/LOD) or in the case of a TIC, the result is an estimated concentration.
B	Analyte is found in the associated analysis batch blank. For volatiles, methylene chloride and acetone are common lab contaminants. Data users should consider anything <10x the blank value as artifact.

---

*	Analyte is not certified or the state of the samples origination does not offer certification for the Analyte.
ND	NOT DETECTED - the analyte is not detected at the Reported to level (LOQ/RL or LOD/MDL)
RL	REPORTING LIMIT - the minimum reportable value based upon the lowest point in the analyte calibration curve.
LOQ	LIMIT OF QUANTITATION - the minimum concentration of a target analyte that can be reported within a specified degree of confidence. This is the lowest point in an analyte calibration curve that has been subjected to all steps of the processing/analysis and verified to meet defined criteria. This is based upon NELAC 2009 Standards and applies to all analyses.
LOD	LIMIT OF DETECTION - a verified estimate of the minimum concentration of a substance in a given matrix that an analytical process can reliably detect. This is based upon NELAC 2009 Standards and applies to all analyses conducted under the auspices of EPA SW-846.
MDL	METHOD DETECTION LIMIT - a statistically derived estimate of the minimum amount of a substance an analytical system can reliably detect with a 99% confidence that the concentration of the substance is greater than zero. This is based upon 40 CFR Part 136 Appendix B and applies only to EPA 600 and 200 series methods.
Reported to	This indicates that the data for a particular analysis is reported to either the LOD/MDL, or the LOQ/RL. In cases where the "Reported to" is located above the LOD/MDL, any value between this and the LOQ represents an estimated value which is "J" flagged accordingly. This applies to volatile and semi-volatile target compounds only.
NR	Not reported
RPD	Relative Percent Difference
Wet	The data has been reported on an as-received (wet weight) basis
Low Bias	Low Bias flag indicates that the recovery of the flagged analyte is below the laboratory or regulatory lower control limit. The data user should take note that this analyte may be biased low but should evaluate multiple lines of evidence including the LCS and site-specific MS/MSD data to draw bias conclusions. In cases where no site-specific MS/MSD was requested, only the LCS data can be used to evaluate such bias.
High Bias	High Bias flag indicates that the recovery of the flagged analyte is above the laboratory or regulatory upper control limit. The data user should take note that this analyte may be biased high but should evaluate multiple lines of evidence including the LCS and site-specific MS/MSD data to draw bias conclusions. In cases where no site-specific MS/MSD was requested, only the LCS data can be used to evaluate such bias.
Non-Dir.	Non-dir. flag (Non-Directional Bias) indicates that the Relative Percent Difference (RPD) (a measure of precision) among the MS and MSD data is outside the laboratory or regulatory control limit. This alerts the data user where the MS and MSD are from site-specific samples that the RPD is high due to either non-homogeneous distribution of target analyte between the MS/MSD or indicates poor reproducibility for other reasons.

If EPA SW-846 method 8270 is included herein it is noted that the target compound N-nitrosodiphenylamine (NDPA) decomposes in the gas chromatographic inlet and cannot be separated from diphenylamine (DPA). These results could actually represent 100% DPA, 100% NDPA or some combination of the two.
For this reason, York reports the combined result for n-nitrosodiphenylamine and diphenylamine for either of these compounds as a combined concentration as Diphenylamine.

If Total PCBs are detected and the target aroclors reported are "Not detected", the Total PCB value is reported due to the presence of either or both Aroclors 1262 and 1268 which are non-target aroclors for some regulatory lists.

2-chloroethylvinyl ether readily breaks down under acidic conditions. Samples that are acid preserved, including standards will exhibit breakdown. The data user should take note.

Certification for pH is no longer offered by NYDOH ELAP.

Semi-Volatile and Volatile analyses are reported down to the LOD/MDL, with values between the LOD/MDL and the LOQ being "J" flagged as estimated results.

YORK ANALYTICAL LABORATORIES
120 RESEARCH DR.
STRATFORD, CT 06615
(203) 325-1371
FAX (203) 357-0166

Field Chain-of-Custody Record

NOTE: York's Std. Terms & Conditions are listed on the back side of this document.
This document serves as your written authorization to York to proceed with the analyses requested and your signature binds you to York's Std. Terms & Conditions.

York Project No. 1420931

YOUR Information

Company: LBG Inc.
Address: 4 Research Dr. Suite 204
Shelton, CT 06484
Phone No. 203-929-8555
Contact Person: Karen Destefanis
E-Mail Address: kdestefanis@lbgct.com

Report To:

Company: Same
Address:
Phone No.
Attention:
E-Mail Address:

Invoice To:

Company: Same
Address:
Phone No.
Attention:
E-Mail Address:

YOUR Project ID

SNYGEN

Purchase Order No.

Samples from: CT___ NY X NJ___

Turn-Around Time

- RUSH - Same Day ☐
- RUSH - Next Day ☐
- RUSH - Two Day ☐
- RUSH - Three Day ☐
- RUSH - Four Day ☐
- Standard(5-7 Days) ☒

Report Type

- Summary Report ___
- Summary w/ QA Summary ___
- CT RCP Package ___
- CTRCP DQA/DUE Pkg ___
- NY ASP A Package ___
- NY ASP B Package X
- NJDEP Red. Deliv. ___

Electronic Data Deliverables (EDD)

- Simple Excel ___
- NYSDEC EQuIS X
- EQuIS (std) ___
- EZ-EDD (EQuIS) ___
- NJDEP SRP HazSite EDD ___
- GIS/KEY (std) ___
- Other ___
- **York Regulatory Comparison Excel Spreadsheet**

Compare to the following Regs. (please fill in):

Print Clearly and Legibly. All Information must be complete. Samples will NOT be logged in and the turn-around time clock will not begin until any questions by York are resolved.

Samples Collected/Authorized By (Signature)

Evan Foster
Name (printed)

Matrix Codes
S - soil
Other - specify(oil, etc.)
WW - wastewater
GW - groundwater
DW - drinking water
Air-A - ambient air
Air-SV - soil vapor

Volatiles		Semi-Vols.	Pest/PCB/Herb	Metals	Misc. Org.	Full Lists	Misc.
8260 full	TICs	8270 or 625	8082PCB	RCRA8	TPH GRO	Pri.Poll.	Corrosivity
624	Site Spec.	STARS list	8081Pest	PP13 list	TPH DRO	TCL Organics	Reactivity
STARS list	Nassau Co.	BN Only	8151Herb	TAL	CT ETPH	TAL Met/CN	Ignitability
BTEX	Suffolk Co.	Acids Only	CT RCP	CT15 list	NY 310-13	Full TCLP	Flash Point
MTBE	Ketones	PAH list	App. IX	TAGM list	TPH 1664	Full App. IX	Sieve Anal.
TCL list	Oxygenates	TAGM list	Site Spec.	NJDEP list	Air TO14A	Part 360-Routine	Heterotrophs
TAGM list	TCLP list	CT RCP list	SPLP or TCLP	Total	Air TO15	Part 360-Baseline	TOX
CT RCP list	524.2	TCL list	TCLP Pest	Dissolved	Air STARS	Part 360-Expanded No Dioxins/Furans	BTU/lb.
Arom. only	502.2	NJDEP list	TCLP Herb	SPLP or TCLP	Air VPH	Part 360-Expanded Full List	Aquatic Tox.
Halog.only	NJDEP list	App. IX	Chlordane	Indiv. Metals	Air TICs	NYCDEP Sewer	TOC
App.IX list	SPLP or TCLP	TCLP BNA	608 Pest	LIST Below	Methane	NYSDEC Sewer	Asbestos
8021B list		SPLP or TCLP	608 PCB		Helium	TAGM	Silica

Sample Identification	Date/Time Sampled	Sample Matrix	Choose Analyses Needed from the Menu Above and Enter Below	Container Description(s)
EW-7	12/23/14 1221	GW	HVOC's, methane	3 HCL VOA, 2 unpres VOA
EW-9	1110		HVOC's, methane	" "
EW-13	1148		HVOC's, methane	" "
MW-20	1035		HVOC's, methane	" "
Trip blank	—		HVOC's	HCL VOA's

Comments
* Sodium Thiosulfate pentahydrite use as preservative **

Preservation
Check those Applicable
4°C ___ Frozen ___ HCl X MeOH ___ HNO_3 ___ H_2SO_4 ___ NaOH ___
ZnAc Ascorbic Acid Other

Special Instructions
Field Filtered ☐
Lab to Filter ☐

Samples Relinquished By — Date/Time 12/23/14 1350
Samples Relinquished By — Date/Time
Samples Received By — Date/Time
Samples Received in LAB by — Date/Time 12-23-14 1350

Temperature on Receipt 3.6 °C

LEGGETTE, BRASHEARS & GRAHAM, INC.

PAGE 1 OF 1

SAMPLE DATE: 12/22/14

LOW-FLOW SAMPLING LOG

TOTAL # WELLS: 17

Client Name: SONY

Project Location: 542 Rt 303, Orangeburg, NY

Sampler(s): CC / PW / EF

Sample Pump: Geopump

Tubing Type: LDPE - 30' Silicone - 2'

Monitoring Equipment: YSI

Well I.D. MW-22

Well Diameter (inches): 2"

Total Depth (ft btoc):

Depth to Water (ft btoc): 13.69'

Screen Setting (ft btoc): 7 to 22'

Tubing Intake (ft btoc): ~17.5'

Comments: Pump on at 857

YSI full at 901

Well Condition: Good - (34 Drops Na2S2O3)

Time (hours)	Depth to Water (ft btoc)	Evacuation Rate (ml/min)	pH	Conductivity µs/cm	Turbidity (NTU)	Dissolved oxygen (mg/l)	Temperature (°C)	ORP (mv)
			Water Quality Monitoring Parameters					
901	13.73	100	9.66	2381	237.5	3.15	12.93	76.4
904	13.73	100	9.53	2239	186.5	2.78	11.95	80
907	13.73	100	9.23	2208	125.6	2.80	11.90	84
910	13.73	100	9.18	2193	152.9	2.81	11.92	85
913	13.73	100	8.97	2184	109.3	2.66	11.99	101
916	13.73	100	8.92	2131	64.2	3.26	11.93	107
919	13.73	100	8.91	2129	58.1	3.29	11.93	107
922	13.73	100	8.90	2125	62.6	3.31	11.94	107
925	13.73	100	8.91	2126	64.2	3.34	11.95	109

Stabilization of Parameters (stabilization achieved for three consecutive measurements)

Time FROM	Time TO	Depth to Water (ft btoc)	Total Removed > Change in Storage (Y/N)?	pH	Conductivity (%)	Turbidity (%)	Dissolved oxygen (%)	Temperature (%)	ORP (mv)
919	922	+/- 0	Yes	.01	.2%	7.2%	.6%	.1%	+/- 0
922	925	↓	↓	.01	.05%	2.5%	.9%	.1%	2
919	925	↓	↓	+/- 0	.1%	9.5%	1.5%	.2%	+/- 0
Recommended Stabilization		≤ 0.3 ft. total	NA	+/- 0.1 unit	+/- 3%	<5 NTU or +/- 10%	+/- 10% if >0.5 mg/L	+/- 3%	+/- 10 mv
Stabilization: (Yes/No)		Yes	Yes	Yes	Yes	Yes	Yes	Yes	Yes

Sample Time: 926

Reviewed by:

ft btoc	feet below top of casing	NTU	Nephelometric Turbidity Units	°C	degrees Celsius
ml/min	milliliters per minute	mg/l	milligrams per liter	mv	millivolts
µs/cm	microseimens per centimeter	ms/cm	milliseimens per centimeter		

LEGGETTE, BRASHEARS & GRAHAM, INC.

PAGE 1 OF 1

SAMPLE DATE: 12/18/2014

LOW-FLOW SAMPLING LOG

TOTAL # WELLS: 2

Client Name: Former MRC

Project Locatior Orangeburg, NY

Sampler(s): M. Sheperd

Sample Pump: Geopump

Tubing Type: LDPE - 22 Tygon - 1

Monitoring Equipment: Horiba (YSI)

Well I.D. IL-MW-8

Well Diameter (inches): 2

Total Depth (ft btoc):

Depth to Water (ft btoc): 13.90

Screen Setting (ft btoc): 11 to 21

Tubing Intake (ft btoc): ~17

Comments: Pump on at 1134

Horiba full at

Well Condition: Good: 2 bolts; expansion plug

Time (hours)	Depth to Water (ft btoc)	Evacuation Rate (ml/min)	Water Quality Monitoring Parameters: pH	Conductivity (us/cm)	Turbidity (NTU)	Dissolved oxygen (mg/l)	Temperature (°C)	ORP (mv)
11:40	14.00	~100	7.50	1106	-6.4	4.05	11.57	508.8
11:43		↓	7.48	1098	-6.4	3.60	11.65	528.8
11:46	14.00		7.48	1102	-6.4	3.49	11.88	543.2
11:49	14.03		7.48	1106	-6.5	3.44	12.07	549.9
11:52	14.03		7.48	1107	-6.5	3.41	12.10	557.2
11:55	14.03	↓	7.48	1107	-6.5	3.34	12.17	559.1

Stabilization of Parameters (stabilization achieved for three consecutive measurements)

Time FROM	Time TO	Depth to Water (ft btoc)	Evacuation Rate (ml/min)	pH	Conductivity (us/cm)	Turbidity (NTU)	Dissolved oxygen (mg/l)	Temperature (°C)	ORP (mv)
1149	1152	0.0	~100	0.00	0.1%	> 5	0.9%	0.2%	7.3
1152	1155	0.0	↓	0.00	0.0%	↓	2.1%	0.6%	1.9
1149	1155	0.0	↓	0.00	0.1%	↓	3.0%	0.8%	9.2
Recommended Stabilization		+/- 0.3	100-500	+/- 0.1	+/- 3%	+/- 10%	+/- 10%	+/- 3%	+/- 10
Stabilization: (Yes/No)		Y	Y	Y	Y	Y	Y	Y	Y

Sample Time: 1155

Reviewed by:

ft btoc feet below top of casing
ml/min milliliters per minute
µs/cm microseimons per centimeter
NTU Nephelometric Turbidity Units
mg/l milligrams per liter
°C degrees Celsius
mv millivolts

* purge water slightly pink at sample time.
added 7 drops of sodium thiosulfate / voa vial & noted on COC.

LEGGETTE, BRASHEARS & GRAHAM, INC.

PAGE 1 OF 1

SAMPLE DATE: 12/18/2014

LOW-FLOW SAMPLING LOG

TOTAL # WELLS: 2

Client Name: Former MRC

Project Location: Orangeburg, NY

Sampler(s): M. Sheperd

Sample Pump: Geopump

Tubing Type: LDPE - 20 Tygon - 1

Monitoring Equipment: Horiba (YSI)

Well I.D.: IL-MW-~~8~~ 9

Well Diameter (inches): 2

Total Depth (ft btoc):

Depth to Water (ft btoc): 9.50

Screen Setting (ft btoc): 7 to 17

Tubing Intake (ft btoc): ~14

Comments: Pump on at 10:40

Horiba full at 10:44

Well Condition: Good - 2 bolts; expansion plug

Time (hours)	Depth to Water (ft btoc)	Evacuation Rate (ml/min)	pH	Conductivity (us/cm)	Turbidity (NTU)	Dissolved oxygen (mg/l)	Temperature (°C)	ORP (mv)
			Water Quality Monitoring Parameters					
10:45	9.70	~100	7.32	~~2482~~	-6.1	8.18	12.22	166.8
10:48		↓	6.69	2474	-6.1	7.61	12.04	172.0
10:51			6.56	2443	-5.9	7.59	11.05	179.4
10:54	9.78		6.55	2456	-5.6	7.04	11.41	187.2
10:57			6.58	2485	-5.6	6.57	11.55	187.7
11:02	9.78		6.66	2520	-5.8	6.68	11.82	186.6
11:05	9.78		6.71	2528	-5.7	6.70	11.85	185.1
11:08	9.78	↓	6.72	2529	-5.9	6.72	11.90	182.9

Stabilization of Parameters (stabilization achieved for three consecutive measurements)

Time FROM	Time TO	Depth to Water (ft btoc)	Evacuation Rate (ml/min)	pH	Conductivity (us/cm)	Turbidity (NTU)	Dissolved oxygen (mg/l)	Temperature (°C)	ORP (mv)
1102	1105	0.0	~100	0.05	0.3%	>5	0.3%	0.3%	1.5
1105	1108	0.0	↓	0.01	0.0%	↓	0.3%	0.4%	2.2
1102	1108	0.0	↓	0.06	0.4%	↓	0.6%	0.7%	3.7
Recommended Stabilization		+/- 0.3	100-500	+/- 0.1	+/- 3%	+/- 10%	+/- 10%	+/- 3%	+/- 10
Stabilization: (Yes/No)		Y	Y	Y	Y	Y	Y	Y	Y

Sample Time: 1110

Reviewed by:

ft btoc	feet below top of casing	NTU	Nephelometric Turbidity Units	°C	degrees Celsius
ml/min	milliliters per minute	mg/l	milligrams per liter	mv	millivolts
µs/cm	microseimons per centimeter				

Technical Report

prepared for:

Leggette Brashears & Graham Shelton Office
4 Research Drive, Suite 204
Shelton CT, 06484
Attention: Karen Destefanis

Report Date: 12/29/2014
Client Project ID: SNYGEN
York Project (SDG) No.: 14L0759

Report Date: 12/29/2014
Client Project ID: SNYGEN
York Project (SDG) No.: 14L0759

Leggette Brashears & Graham Shelton Office
4 Research Drive, Suite 204
Shelton CT, 06484
Attention: Karen Destefanis

Purpose and Results

This report contains the analytical data for the sample(s) identified on the attached chain-of-custody received in our laboratory on December 19, 2014 and listed below. The project was identified as your project: **SNYGEN**.

The analyses were conducted utilizing appropriate EPA, Standard Methods, and ASTM methods as detailed in the data summary tables.

All samples were received in proper condition meeting the customary acceptance requirements for environmental samples except those indicated under the Notes section of this report.

All analyses met the method and laboratory standard operating procedure requirements except as indicated by any data flags, the meaning of which are explained in the attachment to this report, and case narrative if applicable.

The results of the analyses, which are all reported on dry weight basis (soils) unless otherwise noted, are detailed in the following pages.

Please contact Client Services at 203.325.1371 with any questions regarding this report.

York Sample ID	Client Sample ID	Matrix	Date Collected	Date Received
14L0759-01	IL-MW-8	Water	12/18/2014	12/19/2014
14L0759-02	IL-MW-9	Water	12/18/2014	12/19/2014
14L0759-03	TB	Water	12/18/2014	12/19/2014

General Notes for York Project (SDG) No.: 14L0759

1. The RLs and MDLs (Reporting Limit and Method Detection Limit respectively) reported are adjusted for any dilution necessary due to the levels of target and/or non-target analytes and matrix interference. The RL(REPORTING LIMIT) is based upon the lowest standard utilized for the calibration where applicable.
2. Samples are retained for a period of thirty days after submittal of report, unless other arrangements are made.
3. York's liability for the above data is limited to the dollar value paid to York for the referenced project.
4. This report shall not be reproduced without the written approval of York Analytical Laboratories, Inc.
5. All samples were received in proper condition for analysis with proper documentation, unless otherwise noted.
6. All analyses conducted met method or Laboratory SOP requirements. See the Qualifiers and/or Narrative sections for further information.
7. It is noted that no analyses reported herein were subcontracted to another laboratory, unless noted in the report.
8. This report reflects results that relate only to the samples submitted on the attached chain-of-custody form(s) received by York.

Approved By: **Date:** 12/29/2014

Benjamin Gulizia
Laboratory Director

Sample Information

Client Sample ID: **IL-MW-8** **York Sample ID:** **14L0759-01**

York Project (SDG) No.	Client Project ID	Matrix	Collection Date/Time	Date Received
14L0759	SNYGEN	Water	December 18, 2014 11:55 am	12/19/2014

Volatile Organics, 8260 Halogenated List

Log-in Notes: **Sample Notes:**

Sample Prepared by Method: EPA 5030B

CAS No.	Parameter	Result	Flag	Units	Reported to LOD/MDL	LOQ	Dilution	Reference Method	Date/Time Prepared	Date/Time Analyzed	Analyst
630-20-6	1,1,1,2-Tetrachloroethane	ND		ug/L	2.5	5.0	1	EPA 8260C	12/26/2014 16:49	12/27/2014 01:16	BK
71-55-6	1,1,1-Trichloroethane	ND		ug/L	2.5	5.0	1	EPA 8260C	12/26/2014 16:49	12/27/2014 01:16	BK
79-34-5	1,1,2,2-Tetrachloroethane	ND		ug/L	2.5	5.0	1	EPA 8260C	12/26/2014 16:49	12/27/2014 01:16	BK
76-13-1	1,1,2-Trichloro-1,2,2-trifluoroethane (Freon 113)	ND		ug/L	2.5	5.0	1	EPA 8260C	12/26/2014 16:49	12/27/2014 01:16	BK
79-00-5	1,1,2-Trichloroethane	ND		ug/L	2.5	5.0	1	EPA 8260C	12/26/2014 16:49	12/27/2014 01:16	BK
75-34-3	1,1-Dichloroethane	ND		ug/L	2.5	5.0	1	EPA 8260C	12/26/2014 16:49	12/27/2014 01:16	BK
75-35-4	1,1-Dichloroethylene	ND		ug/L	2.5	5.0	1	EPA 8260C	12/26/2014 16:49	12/27/2014 01:16	BK
563-58-6	1,1-Dichloropropylene	ND		ug/L	2.5	5.0	1	EPA 8260C	12/26/2014 16:49	12/27/2014 01:16	BK
87-61-6	1,2,3-Trichlorobenzene	ND		ug/L	2.5	5.0	1	EPA 8260C	12/26/2014 16:49	12/27/2014 01:16	BK
96-18-4	1,2,3-Trichloropropane	ND		ug/L	2.5	5.0	1	EPA 8260C	12/26/2014 16:49	12/27/2014 01:16	BK
120-82-1	1,2,4-Trichlorobenzene	ND		ug/L	2.5	5.0	1	EPA 8260C	12/26/2014 16:49	12/27/2014 01:16	BK
96-12-8	1,2-Dibromo-3-chloropropane	ND		ug/L	2.5	5.0	1	EPA 8260C	12/26/2014 16:49	12/27/2014 01:16	BK
106-93-4	1,2-Dibromoethane	ND		ug/L	2.5	5.0	1	EPA 8260C	12/26/2014 16:49	12/27/2014 01:16	BK
95-50-1	1,2-Dichlorobenzene	ND		ug/L	2.5	5.0	1	EPA 8260C	12/26/2014 16:49	12/27/2014 01:16	BK
107-06-2	1,2-Dichloroethane	ND		ug/L	2.5	5.0	1	EPA 8260C	12/26/2014 16:49	12/27/2014 01:16	BK
78-87-5	1,2-Dichloropropane	ND		ug/L	2.5	5.0	1	EPA 8260C	12/26/2014 16:49	12/27/2014 01:16	BK
541-73-1	1,3-Dichlorobenzene	ND		ug/L	2.5	5.0	1	EPA 8260C	12/26/2014 16:49	12/27/2014 01:16	BK
142-28-9	1,3-Dichloropropane	ND		ug/L	2.5	5.0	1	EPA 8260C	12/26/2014 16:49	12/27/2014 01:16	BK
106-46-7	1,4-Dichlorobenzene	ND		ug/L	2.5	5.0	1	EPA 8260C	12/26/2014 16:49	12/27/2014 01:16	BK
594-20-7	2,2-Dichloropropane	ND		ug/L	2.5	5.0	1	EPA 8260C	12/26/2014 16:49	12/27/2014 01:16	BK
95-49-8	2-Chlorotoluene	ND		ug/L	2.5	5.0	1	EPA 8260C	12/26/2014 16:49	12/27/2014 01:16	BK
106-43-4	4-Chlorotoluene	ND		ug/L	2.5	5.0	1	EPA 8260C	12/26/2014 16:49	12/27/2014 01:16	BK
108-86-1	Bromobenzene	ND		ug/L	2.5	5.0	1	EPA 8260C	12/26/2014 16:49	12/27/2014 01:16	BK
74-97-5	Bromochloromethane	ND		ug/L	2.5	5.0	1	EPA 8260C	12/26/2014 16:49	12/27/2014 01:16	BK
75-27-4	Bromodichloromethane	ND		ug/L	2.5	5.0	1	EPA 8260C	12/26/2014 16:49	12/27/2014 01:16	BK
75-25-2	Bromoform	ND		ug/L	2.5	5.0	1	EPA 8260C	12/26/2014 16:49	12/27/2014 01:16	BK
74-83-9	Bromomethane	ND		ug/L	2.5	5.0	1	EPA 8260C	12/26/2014 16:49	12/27/2014 01:16	BK
56-23-5	Carbon tetrachloride	ND		ug/L	2.5	5.0	1	EPA 8260C	12/26/2014 16:49	12/27/2014 01:16	BK
108-90-7	Chlorobenzene	ND		ug/L	2.5	5.0	1	EPA 8260C	12/26/2014 16:49	12/27/2014 01:16	BK
75-00-3	Chloroethane	ND		ug/L	2.5	5.0	1	EPA 8260C	12/26/2014 16:49	12/27/2014 01:16	BK
67-66-3	Chloroform	ND		ug/L	2.5	5.0	1	EPA 8260C	12/26/2014 16:49	12/27/2014 01:16	BK
74-87-3	Chloromethane	ND		ug/L	2.5	5.0	1	EPA 8260C	12/26/2014 16:49	12/27/2014 01:16	BK
156-59-2	cis-1,2-Dichloroethylene	ND		ug/L	2.5	5.0	1	EPA 8260C	12/26/2014 16:49	12/27/2014 01:16	BK
10061-01-5	cis-1,3-Dichloropropylene	ND		ug/L	2.5	5.0	1	EPA 8260C	12/26/2014 16:49	12/27/2014 01:16	BK

Sample Information

Client Sample ID: **IL-MW-8** **York Sample ID:** **14L0759-01**

York Project (SDG) No.	Client Project ID	Matrix	Collection Date/Time	Date Received
14L0759	SNYGEN	Water	December 18, 2014 11:55 am	12/19/2014

Volatile Organics, 8260 Halogenated List

Log-in Notes: **Sample Notes:**

Sample Prepared by Method: EPA 5030B

CAS No.	Parameter	Result	Flag	Units	Reported to LOD/MDL	LOQ	Dilution	Reference Method	Date/Time Prepared	Date/Time Analyzed	Analyst
124-48-1	Dibromochloromethane	ND		ug/L	2.5	5.0	1	EPA 8260C	12/26/2014 16:49	12/27/2014 01:16	BK
74-95-3	Dibromomethane	ND		ug/L	2.5	5.0	1	EPA 8260C	12/26/2014 16:49	12/27/2014 01:16	BK
75-71-8	Dichlorodifluoromethane	ND		ug/L	2.5	5.0	1	EPA 8260C	12/26/2014 16:49	12/27/2014 01:16	BK
87-68-3	Hexachlorobutadiene	ND		ug/L	2.5	5.0	1	EPA 8260C	12/26/2014 16:49	12/27/2014 01:16	BK
75-09-2	Methylene chloride	ND		ug/L	2.5	10	1	EPA 8260C	12/26/2014 16:49	12/27/2014 01:16	BK
127-18-4	Tetrachloroethylene	ND		ug/L	2.5	5.0	1	EPA 8260C	12/26/2014 16:49	12/27/2014 01:16	BK
156-60-5	trans-1,2-Dichloroethylene	ND		ug/L	2.5	5.0	1	EPA 8260C	12/26/2014 16:49	12/27/2014 01:16	BK
10061-02-6	trans-1,3-Dichloropropylene	ND		ug/L	2.5	5.0	1	EPA 8260C	12/26/2014 16:49	12/27/2014 01:16	BK
79-01-6	**Trichloroethylene**	**23**		ug/L	2.5	5.0	1	EPA 8260C	12/26/2014 16:49	12/27/2014 01:16	BK
75-69-4	Trichlorofluoromethane	ND		ug/L	2.5	5.0	1	EPA 8260C	12/26/2014 16:49	12/27/2014 01:16	BK
75-01-4	Vinyl Chloride	ND		ug/L	2.5	5.0	1	EPA 8260C	12/26/2014 16:49	12/27/2014 01:16	BK

	Surrogate Recoveries	Result	Acceptance Range
17060-07-0	*Surrogate: 1,2-Dichloroethane-d4*	*93.1 %*	*65-135*
460-00-4	*Surrogate: p-Bromofluorobenzene*	*95.9 %*	*81-114*
2037-26-5	*Surrogate: Toluene-d8*	*106 %*	*86-118*

Methane

Log-in Notes: **Sample Notes:**

Sample Prepared by Method: Preparation for GC Analysis

CAS No.	Parameter	Result	Flag	Units	LOD/MDL	Reported to LOQ	Dilution	Reference Method	Date/Time Prepared	Date/Time Analyzed	Analyst
74-82-8	* Methane	ND		ug/L	10	10	1	GC/Headspace	12/23/2014 08:12	12/23/2014 11:50	JW

Sample Information

Client Sample ID: **IL-MW-9** **York Sample ID:** **14L0759-02**

York Project (SDG) No.	Client Project ID	Matrix	Collection Date/Time	Date Received
14L0759	SNYGEN	Water	December 18, 2014 11:10 am	12/19/2014

Volatile Organics, 8260 Halogenated List

Log-in Notes: **Sample Notes:**

Sample Prepared by Method: EPA 5030B

CAS No.	Parameter	Result	Flag	Units	Reported to LOD/MDL	LOQ	Dilution	Reference Method	Date/Time Prepared	Date/Time Analyzed	Analyst
630-20-6	1,1,1,2-Tetrachloroethane	ND		ug/L	2.5	5.0	1	EPA 8260C	12/26/2014 16:49	12/27/2014 02:00	BK
71-55-6	1,1,1-Trichloroethane	ND		ug/L	2.5	5.0	1	EPA 8260C	12/26/2014 16:49	12/27/2014 02:00	BK
79-34-5	1,1,2,2-Tetrachloroethane	ND		ug/L	2.5	5.0	1	EPA 8260C	12/26/2014 16:49	12/27/2014 02:00	BK

Sample Information

Client Sample ID: **IL-MW-9** **York Sample ID:** **14L0759-02**

York Project (SDG) No.	Client Project ID	Matrix	Collection Date/Time	Date Received
14L0759	SNYGEN	Water	December 18, 2014 11:10 am	12/19/2014

Volatile Organics, 8260 Halogenated List **Log-in Notes:** **Sample Notes:**

Sample Prepared by Method: EPA 5030B

CAS No.	Parameter	Result	Flag	Units	Reported to LOD/MDL	LOQ	Dilution	Reference Method	Date/Time Prepared	Date/Time Analyzed	Analyst
76-13-1	1,1,2-Trichloro-1,2,2-trifluoroethane (Freon 113)	ND		ug/L	2.5	5.0	1	EPA 8260C	12/26/2014 16:49	12/27/2014 02:00	BK
79-00-5	1,1,2-Trichloroethane	ND		ug/L	2.5	5.0	1	EPA 8260C	12/26/2014 16:49	12/27/2014 02:00	BK
75-34-3	1,1-Dichloroethane	ND		ug/L	2.5	5.0	1	EPA 8260C	12/26/2014 16:49	12/27/2014 02:00	BK
75-35-4	1,1-Dichloroethylene	ND		ug/L	2.5	5.0	1	EPA 8260C	12/26/2014 16:49	12/27/2014 02:00	BK
563-58-6	1,1-Dichloropropylene	ND		ug/L	2.5	5.0	1	EPA 8260C	12/26/2014 16:49	12/27/2014 02:00	BK
87-61-6	1,2,3-Trichlorobenzene	ND		ug/L	2.5	5.0	1	EPA 8260C	12/26/2014 16:49	12/27/2014 02:00	BK
96-18-4	1,2,3-Trichloropropane	ND		ug/L	2.5	5.0	1	EPA 8260C	12/26/2014 16:49	12/27/2014 02:00	BK
120-82-1	1,2,4-Trichlorobenzene	ND		ug/L	2.5	5.0	1	EPA 8260C	12/26/2014 16:49	12/27/2014 02:00	BK
96-12-8	1,2-Dibromo-3-chloropropane	ND		ug/L	2.5	5.0	1	EPA 8260C	12/26/2014 16:49	12/27/2014 02:00	BK
106-93-4	1,2-Dibromoethane	ND		ug/L	2.5	5.0	1	EPA 8260C	12/26/2014 16:49	12/27/2014 02:00	BK
95-50-1	1,2-Dichlorobenzene	ND		ug/L	2.5	5.0	1	EPA 8260C	12/26/2014 16:49	12/27/2014 02:00	BK
107-06-2	1,2-Dichloroethane	ND		ug/L	2.5	5.0	1	EPA 8260C	12/26/2014 16:49	12/27/2014 02:00	BK
78-87-5	1,2-Dichloropropane	ND		ug/L	2.5	5.0	1	EPA 8260C	12/26/2014 16:49	12/27/2014 02:00	BK
541-73-1	1,3-Dichlorobenzene	ND		ug/L	2.5	5.0	1	EPA 8260C	12/26/2014 16:49	12/27/2014 02:00	BK
142-28-9	1,3-Dichloropropane	ND		ug/L	2.5	5.0	1	EPA 8260C	12/26/2014 16:49	12/27/2014 02:00	BK
106-46-7	1,4-Dichlorobenzene	ND		ug/L	2.5	5.0	1	EPA 8260C	12/26/2014 16:49	12/27/2014 02:00	BK
594-20-7	2,2-Dichloropropane	ND		ug/L	2.5	5.0	1	EPA 8260C	12/26/2014 16:49	12/27/2014 02:00	BK
95-49-8	2-Chlorotoluene	ND		ug/L	2.5	5.0	1	EPA 8260C	12/26/2014 16:49	12/27/2014 02:00	BK
106-43-4	4-Chlorotoluene	ND		ug/L	2.5	5.0	1	EPA 8260C	12/26/2014 16:49	12/27/2014 02:00	BK
108-86-1	Bromobenzene	ND		ug/L	2.5	5.0	1	EPA 8260C	12/26/2014 16:49	12/27/2014 02:00	BK
74-97-5	Bromochloromethane	ND		ug/L	2.5	5.0	1	EPA 8260C	12/26/2014 16:49	12/27/2014 02:00	BK
75-27-4	Bromodichloromethane	ND		ug/L	2.5	5.0	1	EPA 8260C	12/26/2014 16:49	12/27/2014 02:00	BK
75-25-2	Bromoform	ND		ug/L	2.5	5.0	1	EPA 8260C	12/26/2014 16:49	12/27/2014 02:00	BK
74-83-9	Bromomethane	ND		ug/L	2.5	5.0	1	EPA 8260C	12/26/2014 16:49	12/27/2014 02:00	BK
56-23-5	Carbon tetrachloride	ND		ug/L	2.5	5.0	1	EPA 8260C	12/26/2014 16:49	12/27/2014 02:00	BK
108-90-7	Chlorobenzene	ND		ug/L	2.5	5.0	1	EPA 8260C	12/26/2014 16:49	12/27/2014 02:00	BK
75-00-3	Chloroethane	ND		ug/L	2.5	5.0	1	EPA 8260C	12/26/2014 16:49	12/27/2014 02:00	BK
67-66-3	Chloroform	ND		ug/L	2.5	5.0	1	EPA 8260C	12/26/2014 16:49	12/27/2014 02:00	BK
74-87-3	Chloromethane	ND		ug/L	2.5	5.0	1	EPA 8260C	12/26/2014 16:49	12/27/2014 02:00	BK
156-59-2	cis-1,2-Dichloroethylene	ND		ug/L	2.5	5.0	1	EPA 8260C	12/26/2014 16:49	12/27/2014 02:00	BK
10061-01-5	cis-1,3-Dichloropropylene	ND		ug/L	2.5	5.0	1	EPA 8260C	12/26/2014 16:49	12/27/2014 02:00	BK
124-48-1	Dibromochloromethane	ND		ug/L	2.5	5.0	1	EPA 8260C	12/26/2014 16:49	12/27/2014 02:00	BK
74-95-3	Dibromomethane	ND		ug/L	2.5	5.0	1	EPA 8260C	12/26/2014 16:49	12/27/2014 02:00	BK
75-71-8	Dichlorodifluoromethane	ND		ug/L	2.5	5.0	1	EPA 8260C	12/26/2014 16:49	12/27/2014 02:00	BK
87-68-3	Hexachlorobutadiene	ND		ug/L	2.5	5.0	1	EPA 8260C	12/26/2014 16:49	12/27/2014 02:00	BK

Sample Information

Client Sample ID: **IL-MW-9** **York Sample ID:** **14L0759-02**

York Project (SDG) No.	Client Project ID	Matrix	Collection Date/Time	Date Received
14L0759	SNYGEN	Water	December 18, 2014 11:10 am	12/19/2014

Volatile Organics, 8260 Halogenated List

Log-in Notes: **Sample Notes:**

Sample Prepared by Method: EPA 5030B

CAS No.	Parameter	Result	Flag	Units	Reported to LOD/MDL	LOQ	Dilution	Reference Method	Date/Time Prepared	Date/Time Analyzed	Analyst
75-09-2	Methylene chloride	ND		ug/L	2.5	10	1	EPA 8260C	12/26/2014 16:49	12/27/2014 02:00	BK
127-18-4	Tetrachloroethylene	ND		ug/L	2.5	5.0	1	EPA 8260C	12/26/2014 16:49	12/27/2014 02:00	BK
156-60-5	trans-1,2-Dichloroethylene	ND		ug/L	2.5	5.0	1	EPA 8260C	12/26/2014 16:49	12/27/2014 02:00	BK
10061-02-6	trans-1,3-Dichloropropylene	ND		ug/L	2.5	5.0	1	EPA 8260C	12/26/2014 16:49	12/27/2014 02:00	BK
79-01-6	**Trichloroethylene**	**7.2**		ug/L	2.5	5.0	1	EPA 8260C	12/26/2014 16:49	12/27/2014 02:00	BK
75-69-4	Trichlorofluoromethane	ND		ug/L	2.5	5.0	1	EPA 8260C	12/26/2014 16:49	12/27/2014 02:00	BK
75-01-4	Vinyl Chloride	ND		ug/L	2.5	5.0	1	EPA 8260C	12/26/2014 16:49	12/27/2014 02:00	BK

	Surrogate Recoveries	Result	Acceptance Range
17060-07-0	*Surrogate: 1,2-Dichloroethane-d4*	*95.6 %*	*65-135*
460-00-4	*Surrogate: p-Bromofluorobenzene*	*94.2 %*	*81-114*
2037-26-5	*Surrogate: Toluene-d8*	*105 %*	*86-118*

Methane

Log-in Notes: **Sample Notes:**

Sample Prepared by Method: Preparation for GC Analysis

CAS No.	Parameter	Result	Flag	Units	LOD/MDL	Reported to LOQ	Dilution	Reference Method	Date/Time Prepared	Date/Time Analyzed	Analyst
74-82-8	* Methane	ND		ug/L	10	10	1	GC/Headspace	12/23/2014 08:12	12/23/2014 11:50	JW

Sample Information

Client Sample ID: **TB** **York Sample ID:** **14L0759-03**

York Project (SDG) No.	Client Project ID	Matrix	Collection Date/Time	Date Received
14L0759	SNYGEN	Water	December 18, 2014 3:00 pm	12/19/2014

Volatile Organics, 8260 Halogenated List

Log-in Notes: **Sample Notes:**

Sample Prepared by Method: EPA 5030B

CAS No.	Parameter	Result	Flag	Units	Reported to LOD/MDL	LOQ	Dilution	Reference Method	Date/Time Prepared	Date/Time Analyzed	Analyst
630-20-6	1,1,1,2-Tetrachloroethane	ND		ug/L	2.5	5.0	1	EPA 8260C	12/26/2014 16:49	12/27/2014 02:44	BK
71-55-6	1,1,1-Trichloroethane	ND		ug/L	2.5	5.0	1	EPA 8260C	12/26/2014 16:49	12/27/2014 02:44	BK
79-34-5	1,1,2,2-Tetrachloroethane	ND		ug/L	2.5	5.0	1	EPA 8260C	12/26/2014 16:49	12/27/2014 02:44	BK
76-13-1	1,1,2-Trichloro-1,2,2-trifluoroethane (Freon 113)	ND		ug/L	2.5	5.0	1	EPA 8260C	12/26/2014 16:49	12/27/2014 02:44	BK
79-00-5	1,1,2-Trichloroethane	ND		ug/L	2.5	5.0	1	EPA 8260C	12/26/2014 16:49	12/27/2014 02:44	BK
75-34-3	1,1-Dichloroethane	ND		ug/L	2.5	5.0	1	EPA 8260C	12/26/2014 16:49	12/27/2014 02:44	BK
75-35-4	1,1-Dichloroethylene	ND		ug/L	2.5	5.0	1	EPA 8260C	12/26/2014 16:49	12/27/2014 02:44	BK

Sample Information

Client Sample ID: TB

York Sample ID: 14L0759-03

York Project (SDG) No.	Client Project ID	Matrix	Collection Date/Time	Date Received
14L0759	SNYGEN	Water	December 18, 2014 3:00 pm	12/19/2014

Volatile Organics, 8260 Halogenated List

Log-in Notes:

Sample Notes:

Sample Prepared by Method: EPA 5030B

CAS No.	Parameter	Result	Flag	Units	Reported to LOD/MDL	LOQ	Dilution	Reference Method	Date/Time Prepared	Date/Time Analyzed	Analyst
563-58-6	1,1-Dichloropropylene	ND		ug/L	2.5	5.0	1	EPA 8260C	12/26/2014 16:49	12/27/2014 02:44	BK
87-61-6	1,2,3-Trichlorobenzene	ND		ug/L	2.5	5.0	1	EPA 8260C	12/26/2014 16:49	12/27/2014 02:44	BK
96-18-4	1,2,3-Trichloropropane	ND		ug/L	2.5	5.0	1	EPA 8260C	12/26/2014 16:49	12/27/2014 02:44	BK
120-82-1	1,2,4-Trichlorobenzene	ND		ug/L	2.5	5.0	1	EPA 8260C	12/26/2014 16:49	12/27/2014 02:44	BK
96-12-8	1,2-Dibromo-3-chloropropane	ND		ug/L	2.5	5.0	1	EPA 8260C	12/26/2014 16:49	12/27/2014 02:44	BK
106-93-4	1,2-Dibromoethane	ND		ug/L	2.5	5.0	1	EPA 8260C	12/26/2014 16:49	12/27/2014 02:44	BK
95-50-1	1,2-Dichlorobenzene	ND		ug/L	2.5	5.0	1	EPA 8260C	12/26/2014 16:49	12/27/2014 02:44	BK
107-06-2	1,2-Dichloroethane	ND		ug/L	2.5	5.0	1	EPA 8260C	12/26/2014 16:49	12/27/2014 02:44	BK
78-87-5	1,2-Dichloropropane	ND		ug/L	2.5	5.0	1	EPA 8260C	12/26/2014 16:49	12/27/2014 02:44	BK
541-73-1	1,3-Dichlorobenzene	ND		ug/L	2.5	5.0	1	EPA 8260C	12/26/2014 16:49	12/27/2014 02:44	BK
142-28-9	1,3-Dichloropropane	ND		ug/L	2.5	5.0	1	EPA 8260C	12/26/2014 16:49	12/27/2014 02:44	BK
106-46-7	1,4-Dichlorobenzene	ND		ug/L	2.5	5.0	1	EPA 8260C	12/26/2014 16:49	12/27/2014 02:44	BK
594-20-7	2,2-Dichloropropane	ND		ug/L	2.5	5.0	1	EPA 8260C	12/26/2014 16:49	12/27/2014 02:44	BK
95-49-8	2-Chlorotoluene	ND		ug/L	2.5	5.0	1	EPA 8260C	12/26/2014 16:49	12/27/2014 02:44	BK
106-43-4	4-Chlorotoluene	ND		ug/L	2.5	5.0	1	EPA 8260C	12/26/2014 16:49	12/27/2014 02:44	BK
108-86-1	Bromobenzene	ND		ug/L	2.5	5.0	1	EPA 8260C	12/26/2014 16:49	12/27/2014 02:44	BK
74-97-5	Bromochloromethane	ND		ug/L	2.5	5.0	1	EPA 8260C	12/26/2014 16:49	12/27/2014 02:44	BK
75-27-4	Bromodichloromethane	ND		ug/L	2.5	5.0	1	EPA 8260C	12/26/2014 16:49	12/27/2014 02:44	BK
75-25-2	Bromoform	ND		ug/L	2.5	5.0	1	EPA 8260C	12/26/2014 16:49	12/27/2014 02:44	BK
74-83-9	Bromomethane	ND		ug/L	2.5	5.0	1	EPA 8260C	12/26/2014 16:49	12/27/2014 02:44	BK
56-23-5	Carbon tetrachloride	ND		ug/L	2.5	5.0	1	EPA 8260C	12/26/2014 16:49	12/27/2014 02:44	BK
108-90-7	Chlorobenzene	ND		ug/L	2.5	5.0	1	EPA 8260C	12/26/2014 16:49	12/27/2014 02:44	BK
75-00-3	Chloroethane	ND		ug/L	2.5	5.0	1	EPA 8260C	12/26/2014 16:49	12/27/2014 02:44	BK
67-66-3	Chloroform	ND		ug/L	2.5	5.0	1	EPA 8260C	12/26/2014 16:49	12/27/2014 02:44	BK
74-87-3	Chloromethane	ND		ug/L	2.5	5.0	1	EPA 8260C	12/26/2014 16:49	12/27/2014 02:44	BK
156-59-2	cis-1,2-Dichloroethylene	ND		ug/L	2.5	5.0	1	EPA 8260C	12/26/2014 16:49	12/27/2014 02:44	BK
10061-01-5	cis-1,3-Dichloropropylene	ND		ug/L	2.5	5.0	1	EPA 8260C	12/26/2014 16:49	12/27/2014 02:44	BK
124-48-1	Dibromochloromethane	ND		ug/L	2.5	5.0	1	EPA 8260C	12/26/2014 16:49	12/27/2014 02:44	BK
74-95-3	Dibromomethane	ND		ug/L	2.5	5.0	1	EPA 8260C	12/26/2014 16:49	12/27/2014 02:44	BK
75-71-8	Dichlorodifluoromethane	ND		ug/L	2.5	5.0	1	EPA 8260C	12/26/2014 16:49	12/27/2014 02:44	BK
87-68-3	Hexachlorobutadiene	ND		ug/L	2.5	5.0	1	EPA 8260C	12/26/2014 16:49	12/27/2014 02:44	BK
75-09-2	Methylene chloride	ND		ug/L	2.5	10	1	EPA 8260C	12/26/2014 16:49	12/27/2014 02:44	BK
127-18-4	Tetrachloroethylene	ND		ug/L	2.5	5.0	1	EPA 8260C	12/26/2014 16:49	12/27/2014 02:44	BK
156-60-5	trans-1,2-Dichloroethylene	ND		ug/L	2.5	5.0	1	EPA 8260C	12/26/2014 16:49	12/27/2014 02:44	BK
10061-02-6	trans-1,3-Dichloropropylene	ND		ug/L	2.5	5.0	1	EPA 8260C	12/26/2014 16:49	12/27/2014 02:44	BK
79-01-6	Trichloroethylene	ND		ug/L	2.5	5.0	1	EPA 8260C	12/26/2014 16:49	12/27/2014 02:44	BK

Sample Information

Client Sample ID: **TB** **York Sample ID:** **14L0759-03**

York Project (SDG) No.	Client Project ID	Matrix	Collection Date/Time	Date Received
14L0759	SNYGEN	Water	December 18, 2014 3:00 pm	12/19/2014

Volatile Organics, 8260 Halogenated List

Log-in Notes: **Sample Notes:**

Sample Prepared by Method: EPA 5030B

CAS No.	Parameter	Result	Flag	Units	Reported to LOD/MDL	LOQ	Dilution	Reference Method	Date/Time Prepared	Date/Time Analyzed	Analyst
75-69-4	Trichlorofluoromethane	ND		ug/L	2.5	5.0	1	EPA 8260C	12/26/2014 16:49	12/27/2014 02:44	BK
75-01-4	Vinyl Chloride	ND		ug/L	2.5	5.0	1	EPA 8260C	12/26/2014 16:49	12/27/2014 02:44	BK

	Surrogate Recoveries	Result	Acceptance Range
17060-07-0	*Surrogate: 1,2-Dichloroethane-d4*	*97.8 %*	*65-135*
460-00-4	*Surrogate: p-Bromofluorobenzene*	*93.7 %*	*81-114*
2037-26-5	*Surrogate: Toluene-d8*	*100 %*	*86-118*

Analytical Batch Summary

Batch ID: BL41197 **Preparation Method:** Preparation for GC Analysis **Prepared By:** JW

YORK Sample ID	Client Sample ID	Preparation Date
14L0759-01	IL-MW-8	12/23/14
14L0759-02	IL-MW-9	12/23/14
BL41197-BLK1	Blank	12/23/14
BL41197-DUP1	Duplicate	12/23/14

Batch ID: BL41383 **Preparation Method:** EPA 5030B **Prepared By:** BGS

YORK Sample ID	Client Sample ID	Preparation Date
14L0759-01	IL-MW-8	12/26/14
14L0759-02	IL-MW-9	12/26/14
14L0759-03	TB	12/26/14
BL41383-BLK1	Blank	12/26/14
BL41383-BS1	LCS	12/26/14
BL41383-BSD1	LCS Dup	12/26/14
BL41383-DUP1	Duplicate	12/26/14
BL41383-MS1	Matrix Spike	12/26/14

Volatile Organic Compounds by GC/MS - Quality Control Data

York Analytical Laboratories, Inc.

Analyte	Result	Reporting Limit	Units	Spike Level	Source* Result	%REC	%REC Limits	Flag	RPD	RPD Limit	Flag
Batch BL41383 - EPA 5030B											
Blank (BL41383-BLK1)								Prepared: 12/26/2014 Analyzed: 12/27/2014			
1,1,1,2-Tetrachloroethane	ND	5.0	ug/L								
1,1,1-Trichloroethane	ND	5.0	"								
1,1,2,2-Tetrachloroethane	ND	5.0	"								
1,1,2-Trichloro-1,2,2-trifluoroethane (Freon 113)	ND	5.0	"								
1,1,2-Trichloroethane	ND	5.0	"								
1,1-Dichloroethane	ND	5.0	"								
1,1-Dichloroethylene	ND	5.0	"								
1,1-Dichloropropylene	ND	5.0	"								
1,2,3-Trichlorobenzene	ND	5.0	"								
1,2,3-Trichloropropane	ND	5.0	"								
1,2,4-Trichlorobenzene	ND	5.0	"								
1,2-Dibromo-3-chloropropane	ND	5.0	"								
1,2-Dibromoethane	ND	5.0	"								
1,2-Dichlorobenzene	ND	5.0	"								
1,2-Dichloroethane	ND	5.0	"								
1,2-Dichloropropane	ND	5.0	"								
1,3-Dichlorobenzene	ND	5.0	"								
1,3-Dichloropropane	ND	5.0	"								
1,4-Dichlorobenzene	ND	5.0	"								
2,2-Dichloropropane	ND	5.0	"								
2-Chlorotoluene	ND	5.0	"								
4-Chlorotoluene	ND	5.0	"								
Bromobenzene	ND	5.0	"								
Bromochloromethane	ND	5.0	"								
Bromodichloromethane	ND	5.0	"								
Bromoform	ND	5.0	"								
Bromomethane	ND	5.0	"								
Carbon tetrachloride	ND	5.0	"								
Chlorobenzene	ND	5.0	"								
Chloroethane	ND	5.0	"								
Chloroform	ND	5.0	"								
Chloromethane	ND	5.0	"								
cis-1,2-Dichloroethylene	ND	5.0	"								
cis-1,3-Dichloropropylene	ND	5.0	"								
Dibromochloromethane	ND	5.0	"								
Dibromomethane	ND	5.0	"								
Dichlorodifluoromethane	ND	5.0	"								
Hexachlorobutadiene	ND	5.0	"								
Methylene chloride	ND	10	"								
Tetrachloroethylene	ND	5.0	"								
trans-1,2-Dichloroethylene	ND	5.0	"								
trans-1,3-Dichloropropylene	ND	5.0	"								
Trichloroethylene	ND	5.0	"								
Trichlorofluoromethane	ND	5.0	"								
Vinyl Chloride	ND	5.0	"								
Surrogate: 1,2-Dichloroethane-d4	*46.5*		*"*	*50.0*		*93.0*	*65-135*				
Surrogate: p-Bromofluorobenzene	*46.2*		*"*	*50.0*		*92.5*	*81-114*				
Surrogate: Toluene-d8	*50.8*		*"*	*50.0*		*102*	*86-118*				

Volatile Organic Compounds by GC/MS - Quality Control Data

York Analytical Laboratories, Inc.

Analyte	Result	Reporting Limit	Units	Spike Level	Source* Result	%REC	%REC Limits	Flag	RPD	RPD Limit	Flag
Batch BL41383 - EPA 5030B											
LCS (BL41383-BS1)							Prepared & Analyzed: 12/26/2014				
1,1,1,2-Tetrachloroethane	48		ug/L	50.0		96.6	70-132				
1,1,1-Trichloroethane	48		"	50.0		96.1	68-138				
1,1,2,2-Tetrachloroethane	41		"	50.0		81.3	73-132				
1,1,2-Trichloro-1,2,2-trifluoroethane (Freon 113)	47		"	50.0		94.1	67-136				
1,1,2-Trichloroethane	46		"	50.0		91.6	79-125				
1,1-Dichloroethane	46		"	50.0		92.3	78-128				
1,1-Dichloroethylene	48		"	50.0		96.8	68-134				
1,1-Dichloropropylene	46		"	50.0		91.8	74-130				
1,2,3-Trichlorobenzene	47		"	50.0		94.8	77-140				
1,2,3-Trichloropropane	41		"	50.0		81.5	79-127				
1,2,4-Trichlorobenzene	49		"	50.0		97.4	75-141				
1,2-Dibromo-3-chloropropane	42		"	50.0		83.9	60-150				
1,2-Dibromoethane	44		"	50.0		88.0	86-123				
1,2-Dichlorobenzene	47		"	50.0		94.5	79-125				
1,2-Dichloroethane	46		"	50.0		91.1	69-133				
1,2-Dichloropropane	48		"	50.0		95.9	76-124				
1,3-Dichlorobenzene	48		"	50.0		96.6	81-124				
1,3-Dichloropropane	45		"	50.0		90.4	79-125				
1,4-Dichlorobenzene	48		"	50.0		95.4	82-124				
2,2-Dichloropropane	47		"	50.0		93.3	61-139				
2-Chlorotoluene	48		"	50.0		96.1	74-130				
4-Chlorotoluene	48		"	50.0		95.3	75-127				
Bromobenzene	48		"	50.0		95.1	74-129				
Bromochloromethane	44		"	50.0		88.1	69-134				
Bromodichloromethane	50		"	50.0		100	76-127				
Bromoform	43		"	50.0		86.4	77-137				
Bromomethane	61		"	50.0		122	50-156				
Carbon tetrachloride	47		"	50.0		93.6	62-145				
Chlorobenzene	49		"	50.0		97.3	85-119				
Chloroethane	54		"	50.0		108	49-143				
Chloroform	47		"	50.0		94.6	74-131				
Chloromethane	43		"	50.0		86.0	43-134				
cis-1,2-Dichloroethylene	43		"	50.0		85.7	73-134				
cis-1,3-Dichloropropylene	49		"	50.0		97.9	77-128				
Dibromochloromethane	47		"	50.0		94.8	79-130				
Dibromomethane	45		"	50.0		90.7	78-128				
Dichlorodifluoromethane	45		"	50.0		90.0	38-139				
Hexachlorobutadiene	50		"	50.0		100	72-141				
Methylene chloride	46		"	50.0		92.0	56-142				
Tetrachloroethylene	54		"	50.0		107	78-133				
trans-1,2-Dichloroethylene	46		"	50.0		92.7	59-145				
trans-1,3-Dichloropropylene	48		"	50.0		95.1	74-131				
Trichloroethylene	50		"	50.0		100	81-125				
Trichlorofluoromethane	49		"	50.0		97.9	61-144				
Vinyl Chloride	42		"	50.0		84.2	42-136				
Surrogate: 1,2-Dichloroethane-d4	*45.9*		*"*	*50.0*		*91.7*	*65-135*				
Surrogate: p-Bromofluorobenzene	*50.1*		*"*	*50.0*		*100*	*81-114*				
Surrogate: Toluene-d8	*51.7*		*"*	*50.0*		*103*	*86-118*				

Volatile Organic Compounds by GC/MS - Quality Control Data

York Analytical Laboratories, Inc.

Analyte	Result	Reporting Limit	Units	Spike Level	Source* Result	%REC	%REC Limits	Flag	RPD	RPD Limit	Flag
Batch BL41383 - EPA 5030B											
LCS Dup (BL41383-BSD1)								Prepared & Analyzed: 12/26/2014			
1,1,1,2-Tetrachloroethane	49		ug/L	50.0		97.7	70-132		1.07	30	
1,1,1-Trichloroethane	45		"	50.0		90.8	68-138		5.59	30	
1,1,2,2-Tetrachloroethane	42		"	50.0		83.1	73-132		2.09	30	
1,1,2-Trichloro-1,2,2-trifluoroethane (Freon 113)	46		"	50.0		92.1	67-136		2.21	30	
1,1,2-Trichloroethane	46		"	50.0		92.3	79-125		0.761	30	
1,1-Dichloroethane	46		"	50.0		91.9	78-128		0.478	30	
1,1-Dichloroethylene	44		"	50.0		88.3	68-134		9.25	30	
1,1-Dichloropropylene	44		"	50.0		87.9	74-130		4.41	30	
1,2,3-Trichlorobenzene	50		"	50.0		100	77-140		5.58	30	
1,2,3-Trichloropropane	39		"	50.0		78.0	79-127	Low Bias	4.42	30	
1,2,4-Trichlorobenzene	49		"	50.0		98.6	75-141		1.22	30	
1,2-Dibromo-3-chloropropane	45		"	50.0		90.3	60-150		7.39	30	
1,2-Dibromoethane	45		"	50.0		89.5	86-123		1.71	30	
1,2-Dichlorobenzene	48		"	50.0		95.1	79-125		0.612	30	
1,2-Dichloroethane	41		"	50.0		81.4	69-133		11.2	30	
1,2-Dichloropropane	48		"	50.0		95.6	76-124		0.271	30	
1,3-Dichlorobenzene	47		"	50.0		93.9	81-124		2.81	30	
1,3-Dichloropropane	45		"	50.0		90.8	79-125		0.486	30	
1,4-Dichlorobenzene	47		"	50.0		93.3	82-124		2.22	30	
2,2-Dichloropropane	45		"	50.0		90.8	61-139		2.74	30	
2-Chlorotoluene	47		"	50.0		94.7	74-130		1.47	30	
4-Chlorotoluene	47		"	50.0		94.5	75-127		0.927	30	
Bromobenzene	46		"	50.0		92.7	74-129		2.56	30	
Bromochloromethane	44		"	50.0		88.1	69-134		0.0908	30	
Bromodichloromethane	51		"	50.0		101	76-127		0.616	30	
Bromoform	43		"	50.0		86.1	77-137		0.371	30	
Bromomethane	60		"	50.0		121	50-156		1.02	30	
Carbon tetrachloride	46		"	50.0		92.5	62-145		1.25	30	
Chlorobenzene	48		"	50.0		96.8	85-119		0.474	30	
Chloroethane	53		"	50.0		106	49-143		2.48	30	
Chloroform	45		"	50.0		90.3	74-131		4.65	30	
Chloromethane	42		"	50.0		83.3	43-134		3.10	30	
cis-1,2-Dichloroethylene	41		"	50.0		82.2	73-134		4.15	30	
cis-1,3-Dichloropropylene	48		"	50.0		96.1	77-128		1.88	30	
Dibromochloromethane	47		"	50.0		93.6	79-130		1.23	30	
Dibromomethane	46		"	50.0		92.1	78-128		1.60	30	
Dichlorodifluoromethane	43		"	50.0		85.9	38-139		4.64	30	
Hexachlorobutadiene	51		"	50.0		101	72-141		1.31	30	
Methylene chloride	45		"	50.0		90.2	56-142		1.89	30	
Tetrachloroethylene	52		"	50.0		105	78-133		2.40	30	
trans-1,2-Dichloroethylene	45		"	50.0		90.1	59-145		2.84	30	
trans-1,3-Dichloropropylene	48		"	50.0		95.7	74-131		0.692	30	
Trichloroethylene	49		"	50.0		97.5	81-125		2.59	30	
Trichlorofluoromethane	47		"	50.0		93.3	61-144		4.75	30	
Vinyl Chloride	42		"	50.0		84.2	42-136		0.0475	30	
Surrogate: 1,2-Dichloroethane-d4	*45.7*		*"*	*50.0*		*91.3*	*65-135*				
Surrogate: p-Bromofluorobenzene	*48.5*		*"*	*50.0*		*96.9*	*81-114*				
Surrogate: Toluene-d8	*52.0*		*"*	*50.0*		*104*	*86-118*				

Volatile Organic Compounds by GC/MS - Quality Control Data

York Analytical Laboratories, Inc.

Analyte	Result	Reporting Limit	Units	Spike Level	Source* Result	%REC	%REC Limits	Flag	RPD	RPD Limit	Flag
Batch BL41383 - EPA 5030B											
Duplicate (BL41383-DUP1)	*Source sample: 14L0759-01 (IL-MW-8)							Prepared: 12/26/2014 Analyzed: 12/27/2014			
1,1,1,2-Tetrachloroethane	ND	5.0	ug/L		ND					200	
1,1,1-Trichloroethane	ND	5.0	"		ND					200	
1,1,2,2-Tetrachloroethane	ND	5.0	"		ND					200	
1,1,2-Trichloro-1,2,2-trifluoroethane (Freon 113)	ND	5.0	"		ND					200	
1,1,2-Trichloroethane	ND	5.0	"		ND					200	
1,1-Dichloroethane	ND	5.0	"		ND					200	
1,1-Dichloroethylene	ND	5.0	"		ND					200	
1,1-Dichloropropylene	ND	5.0	"		ND					200	
1,2,3-Trichlorobenzene	ND	5.0	"		ND					200	
1,2,3-Trichloropropane	ND	5.0	"		ND					200	
1,2,4-Trichlorobenzene	ND	5.0	"		ND					200	
1,2-Dibromo-3-chloropropane	ND	5.0	"		ND					200	
1,2-Dibromoethane	ND	5.0	"		ND					200	
1,2-Dichlorobenzene	ND	5.0	"		ND					200	
1,2-Dichloroethane	ND	5.0	"		ND					200	
1,2-Dichloropropane	ND	5.0	"		ND					200	
1,3-Dichlorobenzene	ND	5.0	"		ND					200	
1,3-Dichloropropane	ND	5.0	"		ND					200	
1,4-Dichlorobenzene	ND	5.0	"		ND					200	
2,2-Dichloropropane	ND	5.0	"		ND					200	
2-Chlorotoluene	ND	5.0	"		ND					200	
4-Chlorotoluene	ND	5.0	"		ND					200	
Bromobenzene	ND	5.0	"		ND					200	
Bromochloromethane	ND	5.0	"		ND					200	
Bromodichloromethane	ND	5.0	"		ND					200	
Bromoform	ND	5.0	"		ND					200	
Bromomethane	ND	5.0	"		ND					200	
Carbon tetrachloride	ND	5.0	"		ND					200	
Chlorobenzene	ND	5.0	"		ND					200	
Chloroethane	ND	5.0	"		ND					200	
Chloroform	ND	5.0	"		ND					200	
Chloromethane	ND	5.0	"		ND					200	
cis-1,2-Dichloroethylene	ND	5.0	"		ND					200	
cis-1,3-Dichloropropylene	ND	5.0	"		ND					200	
Dibromochloromethane	ND	5.0	"		ND					200	
Dibromomethane	ND	5.0	"		ND					200	
Dichlorodifluoromethane	ND	5.0	"		ND					200	
Hexachlorobutadiene	ND	5.0	"		ND					200	
Methylene chloride	ND	10	"		ND					200	
Tetrachloroethylene	ND	5.0	"		ND					200	
trans-1,2-Dichloroethylene	ND	5.0	"		ND					200	
trans-1,3-Dichloropropylene	ND	5.0	"		ND					200	
Trichloroethylene	20	5.0	"		23				12.7	200	
Trichlorofluoromethane	ND	5.0	"		ND					200	
Vinyl Chloride	ND	5.0	"		ND					200	
Surrogate: 1,2-Dichloroethane-d4	*49.8*		*"*	*50.0*		*99.7*	*65-135*				
Surrogate: p-Bromofluorobenzene	*45.7*		*"*	*50.0*		*91.5*	*81-114*				
Surrogate: Toluene-d8	*50.1*		*"*	*50.0*		*100*	*86-118*				

Volatile Organic Compounds by GC/MS - Quality Control Data

York Analytical Laboratories, Inc.

Analyte	Result	Reporting Limit	Units	Spike Level	Source* Result	%REC	%REC Limits	Flag	RPD	RPD Limit	Flag
Batch BL41383 - EPA 5030B											
Matrix Spike (BL41383-MS1)	*Source sample: 14L0759-01 (IL-MW-8)							Prepared: 12/26/2014 Analyzed: 12/27/2014			
1,1,1,2-Tetrachloroethane	46		ug/L	50.0	ND	92.7	52-142				
1,1,1-Trichloroethane	46		"	50.0	ND	92.1	52-147				
1,1,2,2-Tetrachloroethane	40		"	50.0	ND	80.5	65-131				
1,1,2-Trichloro-1,2,2-trifluoroethane (Freon 113)	44		"	50.0	ND	88.9	42-160				
1,1,2-Trichloroethane	43		"	50.0	ND	85.4	72-126				
1,1-Dichloroethane	47		"	50.0	ND	94.4	64-135				
1,1-Dichloroethylene	45		"	50.0	ND	89.9	47-150				
1,1-Dichloropropylene	45		"	50.0	ND	89.7	68-123				
1,2,3-Trichlorobenzene	44		"	50.0	ND	88.2	53-148				
1,2,3-Trichloropropane	42		"	50.0	ND	83.8	68-129				
1,2,4-Trichlorobenzene	41		"	50.0	ND	82.4	51-148				
1,2-Dibromo-3-chloropropane	41		"	50.0	ND	82.8	48-155				
1,2-Dibromoethane	42		"	50.0	ND	83.8	76-124				
1,2-Dichlorobenzene	45		"	50.0	ND	90.0	70-125				
1,2-Dichloroethane	42		"	50.0	ND	84.5	57-139				
1,2-Dichloropropane	45		"	50.0	ND	90.3	65-128				
1,3-Dichlorobenzene	45		"	50.0	ND	89.9	71-122				
1,3-Dichloropropane	41		"	50.0	ND	83.0	66-128				
1,4-Dichlorobenzene	43		"	50.0	ND	87.0	69-125				
2,2-Dichloropropane	42		"	50.0	ND	83.7	42-138				
2-Chlorotoluene	46		"	50.0	ND	91.2	63-131				
4-Chlorotoluene	46		"	50.0	ND	92.3	63-130				
Bromobenzene	45		"	50.0	ND	90.0	63-130				
Bromochloromethane	43		"	50.0	ND	85.3	59-133				
Bromodichloromethane	47		"	50.0	ND	94.7	66-131				
Bromoform	43		"	50.0	ND	85.7	68-136				
Bromomethane	24		"	50.0	ND	47.4	23-151				
Carbon tetrachloride	49		"	50.0	ND	98.9	51-147				
Chlorobenzene	47		"	50.0	ND	94.0	75-120				
Chloroethane	0.0		"	50.0	ND		33-153	Low Bias			
Chloroform	45		"	50.0	ND	90.3	60-137				
Chloromethane	0.0		"	50.0	ND		20-140	Low Bias			
cis-1,2-Dichloroethylene	43		"	50.0	ND	86.7	59-136				
cis-1,3-Dichloropropylene	21		"	50.0	ND	41.5	66-128	Low Bias			
Dibromochloromethane	47		"	50.0	ND	94.4	68-134				
Dibromomethane	43		"	50.0	ND	86.1	71-128				
Dichlorodifluoromethane	44		"	50.0	ND	87.2	18-127				
Hexachlorobutadiene	45		"	50.0	ND	90.3	48-150				
Methylene chloride	43		"	50.0	1.8	83.0	34-154				
Tetrachloroethylene	44		"	50.0	ND	87.6	51-140				
trans-1,2-Dichloroethylene	42		"	50.0	ND	84.0	49-151				
trans-1,3-Dichloropropylene	32		"	50.0	ND	63.2	63-129				
Trichloroethylene	64		"	50.0	23	81.4	61-133				
Trichlorofluoromethane	43		"	50.0	ND	85.6	47-147				
Vinyl Chloride	25		"	50.0	ND	50.9	25-140				
Surrogate: 1,2-Dichloroethane-d4	*47.2*		*"*	*50.0*		*94.5*	*65-135*				
Surrogate: p-Bromofluorobenzene	*49.3*		*"*	*50.0*		*98.6*	*81-114*				
Surrogate: Toluene-d8	*51.2*		*"*	*50.0*		*102*	*86-118*				

Gas Chromatography/Flame Ionization Detector - Quality Control Data

York Analytical Laboratories, Inc.

Analyte	Result	Reporting Limit	Units	Spike Level	Source* Result	%REC	%REC Limits	Flag	RPD	RPD Limit	Flag
Batch BL41197 - Preparation for GC Analysis											
Blank (BL41197-BLK1)								Prepared & Analyzed: 12/23/2014			
Methane	ND	10	ug/L								
Duplicate (BL41197-DUP1)	*Source sample: 14L0759-01 (IL-MW-8)							Prepared & Analyzed: 12/23/2014			
Methane	ND	10	ug/L		ND					25	

Volatile Analysis Sample Containers

Lab ID	Client Sample ID	Volatile Sample Container
14L0759-01	IL-MW-8	40mL 01_Clear Vial Cool to 4° C
14L0759-02	IL-MW-9	40mL 01_Clear Vial Cool to 4° C
14L0759-03	TB	40mL Clear Vial (pre-pres.) HCl; Cool to 4° C

Notes and Definitions

*	Analyte is not certified or the state of the samples origination does not offer certification for the Analyte.
ND	NOT DETECTED - the analyte is not detected at the Reported to level (LOQ/RL or LOD/MDL)
RL	REPORTING LIMIT - the minimum reportable value based upon the lowest point in the analyte calibration curve.
LOQ	LIMIT OF QUANTITATION - the minimum concentration of a target analyte that can be reported within a specified degree of confidence. This is the lowest point in an analyte calibration curve that has been subjected to all steps of the processing/analysis and verified to meet defined criteria. This is based upon NELAC 2009 Standards and applies to all analyses.
LOD	LIMIT OF DETECTION - a verified estimate of the minimum concentration of a substance in a given matrix that an analytical process can reliably detect. This is based upon NELAC 2009 Standards and applies to all analyses conducted under the auspices of EPA SW-846.
MDL	METHOD DETECTION LIMIT - a statistically derived estimate of the minimum amount of a substance an analytical system can reliably detect with a 99% confidence that the concentration of the substance is greater than zero. This is based upon 40 CFR Part 136 Appendix B and applies only to EPA 600 and 200 series methods.
Reported to	This indicates that the data for a particular analysis is reported to either the LOD/MDL, or the LOQ/RL. In cases where the "Reported to" is located above the LOD/MDL, any value between this and the LOQ represents an estimated value which is "J" flagged accordingly. This applies to volatile and semi-volatile target compounds only.
NR	Not reported
RPD	Relative Percent Difference
Wet	The data has been reported on an as-received (wet weight) basis
Low Bias	Low Bias flag indicates that the recovery of the flagged analyte is below the laboratory or regulatory lower control limit. The data user should take note that this analyte may be biased low but should evaluate multiple lines of evidence including the LCS and site-specific MS/MSD data to draw bias conclusions. In cases where no site-specific MS/MSD was requested, only the LCS data can be used to evaluate such bias.
High Bias	High Bias flag indicates that the recovery of the flagged analyte is above the laboratory or regulatory upper control limit. The data user should take note that this analyte may be biased high but should evaluate multiple lines of evidence including the LCS and site-specific MS/MSD data to draw bias conclusions. In cases where no site-specific MS/MSD was requested, only the LCS data can be used to evaluate such bias.
Non-Dir.	Non-dir. flag (Non-Directional Bias) indicates that the Relative Percent Difference (RPD) (a measure of precision) among the MS and MSD data is outside the laboratory or regulatory control limit. This alerts the data user where the MS and MSD are from site-specific samples that the RPD is high due to either non-homogeneous distribution of target analyte between the MS/MSD or indicates poor reproducibility for other reasons.

If EPA SW-846 method 8270 is included herein it is noted that the target compound N-nitrosodiphenylamine (NDPA) decomposes in the gas chromatographic inlet and cannot be separated from diphenylamine (DPA). These results could actually represent 100% DPA, 100% NDPA or some combination of the two.
For this reason, York reports the combined result for n-nitrosodiphenylamine and diphenylamine for either of these compounds as a combined concentration as Diphenylamine.

If Total PCBs are detected and the target aroclors reported are "Not detected", the Total PCB value is reported due to the presence of either or both Aroclors 1262 and 1268 which are non-target aroclors for some regulatory lists.

2-chloroethylvinyl ether readily breaks down under acidic conditions. Samples that are acid preserved, including standards will exhibit breakdown. The data user should take note.

Certification for pH is no longer offered by NYDOH ELAP.

Semi-Volatile and Volatile analyses are reported down to the LOD/MDL, with values between the LOD/MDL and the LOQ being "J" flagged as estimated results.

YORK ANALYTICAL LABORATORIES
120 RESEARCH DR.
STRATFORD, CT 06615
(203) 325-1371
FAX (203) 357-0166

Field Chain-of-Custody Record

NOTE: York's Std. Terms & Conditions are listed on the back side of this document. This document serves as your written authorization to York to proceed with the analyses requested and your signature binds you to York's Std. Terms & Conditions.

York Project No. 14L0759

YOUR Information

Company: LBG, Inc.
Address: 4 Research Dr; Ste 204 Shelton, CT
Phone No. 203-929-8555
Contact Person: Karen Destefanis
E-Mail Address: kdestefanis@lbgct.com

Report To:

Company:
Address: Same
Phone No.
Attention:
E-Mail Address:

Invoice To:

Company:
Address: Same
Phone No.
Attention:
E-Mail Address:

YOUR Project ID

SNYGEN

Purchase Order No.

Samples from: CT ___ NY ✓ NJ ___

Turn-Around Time

- RUSH - Same Day ☐
- RUSH - Next Day ☐
- RUSH - Two Day ☐
- RUSH - Three Day ☐
- RUSH - Four Day ☐
- Standard(5-7 Days) ✓

Report Type

- Summary Report
- Summary w/ QA Summary
- CT RCP Package
- CTRCP DQA/DUE Pkg
- NY ASP A Package
- NY ASP B Package ✓
- NJDEP Red. Deliv.

Electronic Data Deliverables (EDD)

- Simple Excel
- NYSDEC EQuIS ✓
- EQuIS (std)
- EZ-EDD (EQuIS)
- NJDEP SRP HazSite EDD
- GIS/KEY (std)
- Other
- **York Regulatory Comparison Excel Spreadsheet**

Compare to the following Regs. (please fill in):

Print Clearly and Legibly. All Information must be complete. Samples will NOT be logged in and the turn-around time clock will not begin until any questions by York are resolved.

Melanie Sheperd
Samples Collected/Authorized By (Signature)

Melanie Sheperd
Name (printed)

Matrix Codes

- S - soil
- Other - specify(oil, etc.)
- WW - wastewater
- GW - groundwater
- DW - drinking water
- Air-A - ambient air
- Air-SV - soil vapor

Volatiles		Semi-Vols.	Pest/PCB/Herb	Metals	Misc. Org.	Full Lists	Misc.
8260 full	TICs	8270 or 625	8082PCB	RCRA8	TPH GRO	Pri.Poll.	Corrosivity ✓
624	Site Spec.	STARS list	8081Pest	PP13 list	TPH DRO	TCL Organics	Reactivity
STARS list	Nassau Co.	BN Only	8151Herb	TAL	CT ETPH	TAL Met/CN	Ignitability
BTEX	Suffolk Co.	Acids Only	CT RCP	CT15 list	NY 310-13	Full TCLP	Flash Point
MTBE	Ketones	PAH list	App. IX	TAGM list	TPH 1664	Full App. IX	Sieve Anal.
TCL list	Oxygenates	TAGM list	Site Spec.	NJDEP list	Air TO14A	Part 360-Routine	Heterotrophs
TAGM list	TCLP list	CT RCP list	SPLP or TCLP	Total	Air TO15	Part 360-Baseline	TOX
CT RCP list	524.2	TCL list	TCLP Pest	Dissolved	Air STARS	Part 360-Expanded No Dioxins/Furans	BTU/lb.
Arom. only	502.2	NJDEP list	TCLP Herb	SPLP or TCLP	Air VPH	Part 360-Expanded Full List	Aquatic Tox.
Halog.only	NJDEP list	App. IX	Chlordane	Ind.v. Metals	Air TICs	NYCDEP Sewer	TOC
App.IX list	SPLP or TCLP	TCLP BNA	608 Pest	LIST Below	Methane	NYSDEC Sewer	Asbestos
8021B list		SPLP or TCLP	608 PCB		Helium	TAGM	Silica

Sample Identification	Date/Time Sampled	Sample Matrix	Choose Analyses Needed from the Menu Above and Enter Below	Container Description(s)
IL-MW-8 *	12/18/14 @ 1155	GW	Halogenated VOCs & methane	(5) VOAs w/ HCl
IL-MW-9	12/18/14 @ 1110	GW	Halogenated VOCs & methane	(5) VOAs w/ HCl
TB	12/18/14	GW	Halogenated VOCs	(2) VOAs w/ HCl

Comments
* sodium thiosulfate added *

Preservation Check those Applicable: 4°C ✓ Frozen ___ HCl ✓ MeOH ___ HNO_3 ___ H_2SO_4 ___ NaOH ___ ZnAc ___ Ascorbic Acid ___ Other ___

Special Instructions
Field Filtered ☐
Lab to Filter ☐

Melanie Sheperd to LBG Inc @ 1600 12/18/14
Samples Relinquished By — Date/Time

Samples Relinquished By — Date/Time

12/19/14 1015
Samples Received By — Date/Time

TC 12/19/14 1800
Samples Received in LAB by — Date/Time

Temperature on Receipt 3.0 °C