



EnviroSure Inc

Quality. Integrity. Reliability.

Prepared for:

**REDS CRIB, LLC
43-45 LAFAYETTE AVENUE
SUFFERN, NEW YORK 10901**

REMEDIAL INVESTIGATION REPORT

**43-45 LAFAYETTE AVENUE
AMERICAN TWO CLEANERS
BCP #C344085
SUFFERN VILLAGE
ROCKLAND COUNTY, NEW YORK
SEPTEMBER 20, 2022**

Project number: **SO1241**

Prepared by: **ENVIROSURE, INC.**

**DYNA KRUMICH-OGONOWSKI
NJ/NY DIRECTOR OF OPERATIONS**

**JAMES LANG, LSRP
QUALIFIED ENVIRONMENTAL
PROFESSIONAL**

TABLE OF CONTENTS

CERTIFICATION

1.0 INTRODUCTION

- 1.1 Goals and Objectives
- 1.2 Specific RI Objectives
- 1.3 Contaminants of Concern
- 1.4 Limitations or Deviations from the RIWP
- 1.5 Health and Safety

2.0 SITE DESCRIPTION

- 2.1 Site Location, Description, and Setting
- 2.2 Site History
- 2.3 Physical Setting
 - 2.3.1 Geology
 - 2.3.2 Hydrogeology
- 2.4 Previous Investigations

3.0 REMEDIAL INVESTIGATION

- 3.1 Geophysical Survey
- 3.2 Soil Investigation
 - 3.2.1 Exterior Soil Borings
 - 3.2.2 Interior Soil Borings
- 3.3 Groundwater Investigation
- 3.4 Vapor Intrusion Investigation
- 3.5 Concrete Slab Investigation
- 3.6 Investigation Derived Waste

4.0 FINDINGS

- 4.1 Soil Investigation
- 4.2 Groundwater Investigation
- 4.3 Vapor Intrusion Investigation
 - 4.3.1 Sub-Slab Soil Vapor Samples
 - 4.3.2 Indoor and Background Air Samples
- 4.4 Concrete Slab Investigation

5.0 QUALITATIVE EXPOSURE ASSESSMENT

- 5.1 Qualitative Human Health Exposure Assessment (QHHEA)
 - 5.1.1 Receptor Population
 - 5.1.2 Contaminant Sources
 - 5.1.4 Exposure Routes and Mechanisms

5.1.5 Exposure Assessment

5.2 Fish and Wildlife Impact Analysis

6.0 CONCLUSIONS AND RECOMMENDATIONS

7.0 REFERENCES

FIGURES

Figure 1	Site Location Map
Figure 2	Site Features Map
Figure 3	Soil Boring Location Map
Figure 4	Monitoring Well Location Map
Figure 5	Vapor Intrusion, Indoor Air, and Concrete Sampling Location Map

TABLES

Table 1A	Soil Sample Results Summary - VOCs
Table 1B	Soil Sample Results Summary - SVOCs
Table 1C	Soil Sample Results Summary - PFAAs
Table 1D	Soil Sample Results Summary - Pesticides and PCBs
Table 1E	Soil Sample Results Summary - Metals
Table 2	Monitoring Well Summary
Table 2A	Groundwater Sample Results Summary - VOCs
Table 2B	Groundwater Sample Results Summary - SVOCs
Table 2C	Groundwater Sample Results Summary - PFAAs
Table 2D	Groundwater Sample Results Summary - Pesticides and PCBs
Table 2E	Groundwater Sample Results Summary - Metals
Table 3A	Subslab Soil Vapor Sample Results Summary
Table 3B	Subslab Soil Vapor Sample Results Summary - Contaminants of Concern
Table 4A	Indoor Air Sample Results Summary
Table 4B	Indoor Air Sample Results Summary - Contaminants of Concern
Table 5	Concrete Sample Results Summary

APPENDICES


Appendix A	Health & Safety Plan
Appendix B	Geophysical Survey Summary Report
Appendix C	Soil Boring Logs
Appendix D	Monitoring Well Construction Logs and Field Sampling Notes
Appendix E	Monitoring Well Survey
Appendix F	Indoor Air Quality Questionnaire
Appendix G	IDW Disposal Documentation
Appendix H	Laboratory Analytical Reports
Appendix I	Photo Log

CERTIFICATION

We declare that, to the best of our professional knowledge and belief, we meet the definition of Qualified Environmental Professional as defined in NYCCR Part 375 and we have the specific qualifications needed to prepare this Remedial Investigation Work Plan in accordance with all applicable statutes and regulations and in substantial conformance with the DER Technical Guidance for Site Investigation and Remediation (DER-10).



James Lang, NJ LSRP
Qualified Environmental Professional



Dyna Krumich-Ogonowski
Director of NJ/NY Operations

1.0 INTRODUCTION

Presented in this document is the Remedial Investigation (RI) report for remedial investigation activities completed at 43-45 Lafayette Avenue in Suffern Village, New York (BCP No. C344085) in accordance with the New York DEC Brownfields Cleanup Program (BCP). These activities were completed on behalf of the Volunteer and in accordance with the approved Remedial Investigation Workplan (RIWP), dated November 17, 2021.

1.1 Goals and Objectives

In general, a remedial investigation (RI) has the following overall objectives as described in NYCRR Part 375-1.8(e):

- Delineation of the extent of the contamination at, and emanating from, all media at the Site and the nature of that contamination;
- Characterization of the surface and subsurface characteristics of the Site, including topography, surface drainage, stratigraphy, depth to groundwater, and any aquifers that have been impacted or have the potential to be impacted;
- Identification of the sources of contamination, the migration pathways and actual or potential receptors of contaminants;
- Evaluation of actual and potential threats to public health and the environment; and,
- Production of data of sufficient quality and quantity to support the necessity for, and the proposed extent of, remediation and to support the evaluation of proposed alternatives.

The scope and goals specific to this report are summarized below and are based on the results of investigations completed to date.

1.2 Specific RI Objectives

Specific objectives of the RI are as follows:

- Assess the Site geology and collect and analyze representative subsurface soil samples to assess the potential source of elevated concentrations in sub-slab soil vapors and indoor air;
- Assess the Site groundwater depth and quality to determine impact and migration; and,
- Fill any data gaps resulting from the limited vapor intrusion assessment.

The scope of work to complete these objectives was provided in the RIWP, dated November 17, 2021 and the activities which occurred are described in this report.

1.3 Contaminants of Concern

Based on the previous investigations, the contaminants of concern are chlorinated volatile organic compounds, specifically tetrachloroethylene (PCE) and associated breakdown compounds from historical dry cleaning operations.

1.4 Limitations or Deviations from the RIWP

The following limitations or deviations from the scope of work outlined in the RIWP were identified:

- A monitoring well could not be installed in the basement as planned in the RIWP due to the depth of groundwater, drilling refusal at 13 to 16 fbg (5 to 8 ft below the basement slab), and overhead access limitations for drilling equipment.
- The vapor intrusion samples were not collected during the NYS DOH prescribed “heating season” due to SUMMA canister shortages at multiple laboratories. EnviroSure informed NYS DEC Case Manager, Mr. Michael Kilmer in March 2022 and was instructed to complete the sampling in early April 2022 based on the outdoor temperatures at that time and need to continue the heating system use.
- Following a conference call between EnviroSure and NYS DEC Case Manager, Mr. Michael Kilmer on May 17, 2022, concrete sampling was agreed upon to investigate the basement concrete slab as a potential source for vapor intrusion.

1.5 Health and Safety

A Health and Safety Plan was prepared for the site activities and is included as **Appendix A**. The plan outlines the required monitoring equipment, protective clothing, action levels, anticipated compounds, and emergency procedures. Site activities were conducted in Level D Protection. EnviroSure, Inc. field personnel involved in site activities are Occupational Safety and Health Administration (OSHA) health and safety trained and certified.

2.0 SITE DESCRIPTION

Discussions of the general site features are presented below.

2.1 Site Location, Description, and Setting

The Site is located at 43-45 Lafayette Avenue in the Village of Suffern, Rockland County, New York in a mixed commercial and residential area. The Site is located approximately 0.2-miles south of Interstate 287 and approximately 400-feet east of Route 202. The Site is approximately 0.07 acres with a one-story structure split into two suites and identified in the tax records as Tax ID 54.35-2-25 for General Business/Community Commercial land use. The location and key features of the Site are identified on **Figures 1 and 2**. The Site is accessible on foot from Lafayette Avenue and Chestnut Street.

The following information regarding the physical setting of the Site was obtained through a review of various publications, interviews, and on-site observations.

North: 50 Lafayette Avenue, Java Love Coffee Roasting Co.
East: 47 Lafayette Avenue, Boost Mobile
South: 23 Chestnut Street, Robert's Hairstylists
West: 41 Lafayette Avenue, My Mexican House

2.2 Site History

The Site building has two tenant spaces: 43 Lafayette Avenue is vacant and was formerly occupied by American Two Cleaners (ATC); 45 Lafayette Avenue is occupied by a wellness program tenant. The current property owner, Reds Crib, LLC, purchased the property in October 2019 and ATC occupied the property for at least six years prior.

As per the Volunteer, the dry-cleaning unit was removed from the Site prior to Reds Crib, LLC ownership as was all equipment related to the dry-cleaning operations. The Volunteer contacted the former ATC operator in October 2021, who indicated they did not recall the type of equipment. The historical ownership and dry-cleaning operations occurred at the Site as early as 1950; therefore, the dry-cleaning unit likely used tetrachloroethene (PCE or PERC).

2.3 Physical Setting

As noted on the United States Geological Survey (USGS) Ramsey, New Jersey/New York Quadrangle 7.5-minute series map (2020), the Site is at an elevation of approximately 300 feet above mean sea level. The Site slopes gently to the south towards the southern adjoining property along Chestnut Street.

2.3.1 Geology

The Site is underlain by the Triassic-aged Hammer Creek Conglomerate located in the Gettysburg-Newark Lowland Section of the Piedmont Physiographic Province. The Hammer Creek conglomerate is a very coarse quartz conglomerate having abundant

pebbles and cobbles of gray quartzite. It has minor beds of coarse red sandstone. Beds are thick to massive and well developed. At its type section, it has a measured thickness of approximately 2,580 feet (USGS 2021).

2.3.2 Hydrogeology

Groundwater occurs within the bedrock formation and was measured at depths of approximately 26 and 30 feet below ground surface in two monitoring wells installed on the Site. Groundwater flow direction is southwest.

2.4 Previous Investigations

A discussion of the historic and current Site development and uses is provided below.

Historical information indicates the following previous investigations/remedial activities have been completed on the property:

Limited vapor intrusion investigation activities were completed on August 11, 2020 by Environmental Consulting and Management Services, Inc. (ECMS) and EnviroSure on September 15, 2020. As noted in the January 11, 2021 Limited Vapor Intrusion Assessment report (January 2021 Report), EnviroSure concluded that vapor intrusion was a concern for the Site due to PCE and trichloroethylene (TCE) concentrations in sub-slab soil vapors and indoor air greater than the applicable NYSDOH Indoor Air Concentrations Due to Health Exposures Screening Value (IACHE) (Appendix A). The NYSDEC Spill Hotline was notified on September 9, 2020 of the release from historical dry cleaning operations at the Site. The NYSDEC issued Spill No. 2005272 for the case and the owner voluntarily applied to the BCP. The NYSDEC issued a Letter of Completeness on April 30, 2021. The historical investigation reports are included in the RIWP.

Previous Investigation Analytical Results

Analytical results from the January 2021 Report, ECMS indoor air samples IA-1 (basement) and IA-2 (first floor) were reported with concentrations of 305 $\mu\text{g}/\text{m}^3$ and 73.9 $\mu\text{g}/\text{m}^3$, respectively. The concentrations are greater than the applicable NYSDOH IACHE of 30 $\mu\text{g}/\text{m}^3$. ECMS sub-slab soil vapor samples SS-1 and SS-2 were reported with concentrations of PCE at 3,470 micrograms per cubic meter ($\mu\text{g}/\text{m}^3$) and 7,520 $\mu\text{g}/\text{m}^3$, respectively, and concentrations of TCE at 41.1 $\mu\text{g}/\text{m}^3$ and 202 $\mu\text{g}/\text{m}^3$. The concentrations are greater than the applicable NYSDOH Indoor Air Concentrations due to Health Exposures screening value of 2 $\mu\text{g}/\text{m}^3$. The remaining analyzed compounds from the ECMS samples were either not detected or were detected below the respective NYSDOH Indoor Air Concentrations due to Health Exposures screening values. Review of the analyzed compounds for the EnviroSure indoor air sample (IA-3) were either not detected or were detected below the respective NYSDOH Indoor Air Concentrations due to Health Exposures screening values.

3.0 REMEDIAL INVESTIGATION

In order to meet the goals and objectives for the Site, the Remedial Investigation assessed the nature and extent of contamination in accordance with NYCRR Part 375-1.8(e). All fieldwork adhered to the NYS DEC-approved RIWP, dated November 17, 2021 and the Health and Safety Plan provided in **Appendix A**.

3.1 Geophysical Survey

On January 6, 2022 prior to soil investigation activities, a geophysical survey was conducted on the Site by Enviroprobe Service, Inc. (“Enviroprobe”) of Mount Laurel, New Jersey in an attempt to identify potential subsurface features and to clear utilities for the advancement of soil borings. The geophysical survey technician used ground penetrating radar (GPR), a TW-6 metal detector, and line tracing equipment in a grid pattern in the area of the proposed soil boring locations, as identified in the RIWP. No subsurface anomalies were identified, and nearby utility lines (electric, natural gas, water, sanitary sewer, and unknown utilities) were marked with spray paint for identification. An approximately 10 foot by 10 foot area was cleared surrounding the location of each proposed soil boring, when possible. A copy of the Geophysical Survey Report provided by Enviroprobe is included in **Appendix B**.

3.2 Soil Investigation

3.2.1 Exterior Soil Borings

On January 6, 2022, three (3) exterior soil borings (SB-02, SB-03, and SB-08) were advanced on Site by Enviroprobe in an effort to assess soil quality. The borings were advanced to a depth of 30 feet below ground surface (fbgs). Periodic air monitoring readings via a photoionization detector (PID) were recorded on a continuous air monitoring form (**Appendix C**) in accordance with the Continuous Air Monitoring Plan (CAMP) provided in the RIWP. The CAMP readings were consistently at 0.0 ppm throughout the duration of investigation activities.

As part of the soil boring investigation, EnviroSure recorded field observations of soil composition, olfactory and visual observations, and PID responses to total VOC concentrations at approximately six-inch intervals and at horizons of suspected impacts. Groundwater was not encountered during the investigation. The observations were recorded in the field logbook entries and soil boring logs. PID responses were consistently zero parts per million in all three borings. Copies of the field logbook entries and soil boring logs are included in **Appendix C**. The soil boring locations are depicted on **Figure 3**.

A total of nine samples were collected from the following horizons: SB-02 (8.0-8.5 fbgs, 15.0-15.5 fbgs, and 29.5-30.0 fbgs), SB-03 (12.0-12.5 fbgs, 17.0-17.5 fbgs, and 28.0-28.5 fbgs), SB-08 (7.0-7.5 fbgs, 14.5-15.0 fbgs, and 29.5-30.0 fbgs). Each sample was collected in laboratory supplied bottleware using new Terra Core® samplers and disposable nitrile gloves. EnviroSure labeled the samples in the field, chilled the

samples in a cooler with ice to approximately four degrees centigrade, and transported the samples via courier under chain of custody protocol to Alpha Analytical, Inc. laboratories of Westborough, Massachusetts (NYSDOH ELAP Certification #11148). Samples SB-02 (8.0-8.5 fbg), SB-03 (12.0-12.5 fbg), and SB-08 (7.0-7.5 fbg) were analyzed for full Target Compound List (TCL) plus the 30 (10 VOCs and 20 SVOCs) including Tentatively Identified Compounds (TICs); full Target Analyte List (TAL), 1,4-dioxane and Per- and Polyfluoroalkyl Substances (PFAS) analysis. The remaining samples were extracted and held for analysis, pending the initial results.

3.2.2 Interior Soil Borings

On January 13, 2022, five interior soil borings (SB-01, SB-04 through SB-07) were advanced by Enviroprobe in the basement of the Site building. The borings were advanced to refusal which was the following depths: SB-01 (15.0 fbg), SB-04 (16.0 fbg), SB-05 (16.0 fbg), SB-06 (13.5 fbg), and SB-07 (14.0 fbg). It should be noted that these depths are in relation to the street-level ground surface which was approximately 8.0 fbg and not the basement floor surface.

Periodic air monitoring readings from a PID were recorded on a continuous air monitoring form in accordance with the CAMP provided in the RIWP. The CAMP readings were consistently low with a background reading of 0.6 ppm throughout the duration of investigation activities. EnviroSure recorded field observations of soil composition, olfactory and visual observations, and photoionization detector (PID) responses to total VOC concentrations at approximately six-inch intervals and at horizons of suspected impacts. Groundwater was not encountered during the investigation. The observations were recorded in the field logbook entries and soil boring logs. Faint odors were detected in all five borings and possible light staining was observed in SB-01 and SB-05 through SB-07. Low PID responses were detected in all five borings, with a high reading of 3.1 ppm detected in SB-07. Copies of the field logbook entries and soil boring logs are included in **Appendix C**. The soil boring locations are depicted on **Figure 3**.

A total of fifteen (15) samples and a duplicate sample were collected from the following horizons based on field observations and to assess the Site lithology: SB-01 (12.0-12.5 fbg, 13.5-14.0 fbg, and 14.5-15.0 fbg), SB-04 (9.5-10.0 fbg, 12.0-12.5 fbg, and 15.5-16.0 fbg), SB-05 (9.0-9.5 fbg, 11.5-12.0 fbg, and 15.5-16.0 fbg), SB-06 (9.5-10.0 fbg, 10.5-11.0 fbg, and 12.5-13.0 fbg), and SB-07 (9.0-9.5 fbg, 11.5-12.0 fbg, and 13.5-14.0 fbg). Refusal was reached at approximately 13 to 16 fbg (5 to 8 ft below the basement slab) due to basement access limiting usable equipment. Each sample was collected in laboratory-supplied bottleware using new Terra Core[®] samplers and disposable nitrile gloves. EnviroSure labeled the samples in the field, chilled the samples in a cooler with ice to approximately four degrees centigrade, and transported the samples via courier under chain of custody protocol to Alpha Analytical, Inc. laboratories of Westborough, Massachusetts (NYSDOH ELAP Certification #11148). Samples SB-01 (12.0-12.5 fbg), SB-04 (9.5-10.0), SB-05 (9.0-9.5), SB-06 (9.0-9.5) and

SB-07 (9.0-9.5) were analyzed for TCL VOCs plus the 30 including TICs; full TAL, 1,4-dioxane and PFAS analysis. The remaining samples were extracted and held for analysis, pending the initial results.

Appropriate Quality Assurance/Quality Control (QA/QC) samples were collected.

3.3 Groundwater Investigation

On January 13, 2022, EnviroSure's contractor, EnviroProbe set a temporary well point at soil boring location SB-01 to a depth of 15.0 fbg (7 ft below the basement slab) to attempt the collection of groundwater based on moist soil observed in the borehole. The one-inch PVC temporary well point was left in place for approximately five hours. No groundwater was observed in the temporary well point. Due to refusal at 15.0 fbg, a monitoring well could not be installed in the basement as planned in the RIWP.

On February 2, 2022, EnviroSure attempted the installation of two exterior monitoring wells with EnviroProbe; however, refusal was met at 22 fbg and the determination was made to return to the Site with different equipment.

On March 14, 2022, EnviroSure and EnviroProbe returned to the Site and two groundwater monitoring wells were installed to a depth of approximately 35 fbg. Monitoring well MW-1 was installed at the location of soil boring SB-02 (north of the building along Lafayette Avenue) and MW-2 was installed at the location of soil boring SB-03 (southeast corner of the building along Chestnut Street). The monitoring well locations are depicted on **Figure 4** and the monitoring well summary table is included as **Table 2**.

The wells were installed by Enviroprobe using an ODEX Air Rotary MGD137 Geoprobe unit. The monitoring well construction logs are included in **Appendix D**. An initial field-measured depth to water (DTW) reading for MW-1 was not recorded due to a malfunction of the water/oil interface probe at the time of installation. The initial DTW reading of MW-2 was 18.5 fbg. Both monitoring wells were developed utilizing a Proactive® Mini Typhoon submersible pump.

On April 14, 2022 the monitoring wells were purged and sampled by EnviroSure's contractor, Premier Field Services ("Premier") of Toms River, New Jersey. Pre-purge DTW and PID readings were recorded as follows:

- MW-1: DTW=29.96 fbg, PID=0.0 ppm
- MW-2: DTW=25.70 fbg, PID=1.2 ppm

Approximately six gallons of ground water were purged from MW-1 and seven gallons of groundwater from MW-2 prior to sampling. One groundwater sample was collected from each monitoring well in laboratory-supplied bottleware using low-flow sampling techniques, teflon bailers for VOC analysis and disposable nitrile gloves. During low-flow sampling, water quality indicator parameters were recorded and provided in **Appendix D**. Appropriate QA/QC samples including one trip blank and one field blank

sample were also collected. Premier labeled the samples in the field, chilled the samples in a cooler with ice to approximately four degrees centigrade, and transported the samples via courier under chain of custody protocol to Alpha Analytical, Inc. laboratories of Westborough, Massachusetts (NYSDOH ELAP Certification #11148) and analyzed for full TCL plus 30 including TICs; full TAL, 1,4-dioxane and PFAS analysis.

On August 24, 2022, Badey & Watson Surveying & Engineering, D.P.C. (B&W) conducted a monitoring well survey to obtain the elevation data for MW-1 and MW-2. The survey is included as **Appendix E** and the elevations are depicted on **Figure 4**.

3.4 Vapor Intrusion Investigation

On April 14, 2022, a vapor intrusion and indoor air investigation was conducted on the property by Premier. The investigation was conducted in an attempt to further investigate the elevated concentrations of VOCs previously detected in the sub-slab soil vapor and indoor air samples collected at the Site. Prior to the collection of samples, Premier completed a NYS Department of Health (DOH) Indoor Air Quality Questionnaire and Building Inventory that is provided in **Appendix F**.

Three indoor air samples were collected, with two samples collected from the first floor of the building (IA-05 collected from the former dry cleaner unit and IA-06 collected from the occupied unit) and one sample collected from the basement (IA-04). A background air sample was also collected outside of the building (OA-02). The indoor air and background samples were collected over an approximate eight hour interval. Following the completion of the indoor air samples, three sub-slab soil vapor points (SS-03 through SS-05) were collected by installing $\frac{3}{8}$ -inch sample ports through the concrete slab floor of the basement. The location of the samples are depicted on **Figure 5**. Each sample was collected in laboratory-supplied SUMMA canisters with a dedicated flow controller specific to the media, labeled in the field, and transported via courier under chain of custody protocol to Alpha Analytical, Inc. laboratories of Westborough, Massachusetts (NYSDOH ELAP Certification #11148) and analyzed for EPA Method TO-15.

3.5 Concrete Slab Investigation

Following a conference call between EnviroSure and NYSDEC Case Manager, Mr. Michael Kilmer on May 17, 2022, a concrete investigation was agreed upon to investigate the basement concrete slab as a potential source for vapor intrusion.

On July 8, 2022, four concrete chip samples (C-01 through C-04) were collected from the basement slab near the locations of the basement sub-slab soil vapor and indoor air samples that were previously collected. Samples C-01, C-03, and C-04 were collected near the locations of sub-slab soil vapor samples SS-03, SS-05, and SS-04, respectively, and sample C-02 was collected near the location of indoor air sample IA-04. The locations of the samples are depicted on **Figure 5**. The samples were collected from the slab using an industrial-grade chisel, screened with a PID, and

crushed into chips with a mallet and placed into laboratory-supplied four ounce glass jars with septa caps using disposable nitrile gloves. Sampling equipment was properly deconned in between use. Faint odors were detected from samples C-01 through C-03, however the PID readings for all four samples were consistently 0.0 ppm (parts per million). EnviroSure labeled the samples in the field, chilled the samples in a cooler with ice to approximately four degrees centigrade, and transported the samples via courier under chain of custody protocol to Alpha Analytical, Inc. laboratories of Westborough, Massachusetts (NYSDOH ELAP Certification #11148) and analyzed for VOCs plus TICs.

3.6 Investigation Derived Waste

Following sample collection, boreholes that were not converted to monitoring wells were backfilled with sand and an upper bentonite plug. Boreholes were restored to grade with the surrounding area. Groundwater purged from the monitoring wells during development and sample collection as well as the soil cuttings were placed into a DOT approved 55-gallon drum and were disposed of off site via Disposal Systems, Inc. of Freehold, New Jersey. Disposal documentation is included as **Appendix G**. A total of three 55-gallon drums of soil cuttings and purge water were produced during the Investigation.

4.0 FINDINGS

The findings of this Remedial Investigation are collectively based on EnviroSure's knowledge of the Site history, field observations and analytical results from soil, groundwater, sub-slab soil vapor, indoor air, background air and concrete samples. EnviroSure provided all samples under chain of custody protocol to Alpha Analytical, Inc. laboratories of Westborough, Massachusetts (NYSDOH ELAP Certification #11148).

4.1 Soil Investigation

Upon receipt of the laboratory analytical report, EnviroSure summarized the soil sample analytical results in **Table 1A (VOCs)**, **Table 1B (SVOCs)**, **Table 1C (PFAAs)**, **Table 1D (Pesticides and PCBs)** and **Table 1E (Metals)**. Copies of the laboratory analytical report are included in **Appendix F**.

Review of the analytical results indicates that all analyzed VOCs, SVOCs, PFAAs, PCBs, and Pesticides were either not detected at the identified laboratory method detection limits (MDLs) or were detected at concentrations below all respective NYSDEC regulatory criteria.

A review of the metals analytical results indicated that nickel was detected in exceedance of the New York NYCRR Part 375 Ecological Resources Criteria New York Restricted use Criteria (NY-RESER; 30 mg/kg) and the New York NYCRR Part 375 New York Unrestricted use Criteria (NY-UNRES; 30 mg/kg) in sample SB-04 9.5-10.0 (33.4 mg/kg). Additionally, total lead concentrations in sample SB-08 7.0-7.5 (118 mg/kg) were greater than the NY-RESER and NY-UNRES criteria (both 63 mg/kg).

The 21 contingency samples were not analyzed since concentrations of target analytes were either not detected or low in the shallow samples and no PID readings, olfactory or visual evidence of impacted soils was observed.

4.2 Groundwater Investigation

Upon receipt of the laboratory analytical report, EnviroSure summarized the analytical results in **Table 2A (VOCs)**, **Table 2B (SVOCs)**, **Table 2C (PFAAs)**, **Table 2D (Pesticides and PCBs)**, and **Table 2E (Metals)**. Copies of the laboratory analytical report are included in **Appendix E**.

Review of the analytical results indicates that all analyzed VOCs, Pesticides, and PCBs were either not detected at identified laboratory MDLs or were detected at concentrations below New York TOGS 111 Ambient Water Quality Standards (NY-AWQS).

A review of the SVOC concentration results indicated exceedances of NY-AWQS Criteria for benzo(a)anthracene (0.03 mg/kg), benzo(b)fluoranthene (0.02 mg/kg), benzo(k)fluoranthene (0.01 mg/kg), and chrysene (0.02 mg/kg) in MW-2, and of benzo(a)anthracene (0.03 mg/kg) and chrysene (0.02 mg/kg) in MW-1.

A review of the PFAA concentration results indicated exceedances of the NY-AWQS

criteria for Perfluorooctanoic Acid (PFOA) in MW-1 and MW-2, with concentrations of 0.0138 mg/kg and 0.0126 mg/kg, respectively.

Groundwater samples collected at MW-1 and MW-2 had concentrations of iron (391 ug/l and 1,120 ug/l) and sodium (296,000 mg/kg and 270,000 mg/kg) which are greater than the NY-AWQG criteria of 300 ug/l for iron and 20,000 ug/l for sodium.

4.3 Vapor Intrusion Investigation

Upon receipt of the laboratory analytical report, EnviroSure summarized the analytical results in **Table 3A (Sub-Slab Soil Vapor Sample Results Summary)**, **Table 4A (Indoor Air Sample Results Summary)**, **Table 3B (Sub-Slab Soil Vapor Sample Results Summary - Contaminants of Concern)**, and **Table 4B (Indoor Air Sample Results Summary - Contaminants of Concern)**. Copies of the laboratory analytical report are included in **Appendix F**.

4.3.1 Sub-Slab Soil Vapor Samples

The sub-slab vapor sample analytical results were compared to the applicable decision matrices as per the NYS DOH Guidance for Evaluating Soil Vapor Intrusion (NY DOH Matrix A Sub-slab Vapor Concentrations Criteria and NY DOH Matrix B Sub-slab Vapor Concentrations Criteria).

- Cis-1,2-dichloroethene concentrations were 11.6 $\mu\text{g}/\text{m}^3$ in SS-03 and (543 $\mu\text{g}/\text{m}^3$ in SS-05;
- Tetrachloroethene concentrations were 3,160 $\mu\text{g}/\text{m}^3$ in SS-03, 490 $\mu\text{g}/\text{m}^3$ in SS-04, and 2,500 $\mu\text{g}/\text{m}^3$ in SS-05; and,
- Trichloroethene concentrations were 41.5 $\mu\text{g}/\text{m}^3$ in SS-04, 4.96 $\mu\text{g}/\text{m}^3$ in SS-05, and 394 $\mu\text{g}/\text{m}^3$ in SS-06.

All three contaminants were identified with a “mitigate” requirement as per the decision matrices. The remaining compound concentrations were identified as “no further action”.

4.3.2 Indoor and Background Air Samples

The indoor air sample analytical results were compared to the applicable decision matrices.

- Carbon tetrachloride concentrations were detected in samples IA-04 at 0.478 $\mu\text{g}/\text{m}^3$, IA-05 at 0.503 $\mu\text{g}/\text{m}^3$, and IA-06 at 0.510 $\mu\text{g}/\text{m}^3$ as well as OA-02 at 0.547 $\mu\text{g}/\text{m}^3$; and,
- Tetrachloroethene concentrations were detected in IA-04 (18.3 $\mu\text{g}/\text{m}^3$), IA-05 (12.4 $\mu\text{g}/\text{m}^3$), and IA-06 (4.72 $\mu\text{g}/\text{m}^3$).

Both contaminants were identified with a “mitigate” requirement as per the decision matrices. The remaining compound concentrations were identified as “no further action”.

4.4 Concrete Slab Investigation

Upon receipt of the laboratory analytical report, EnviroSure summarized the analytical results in **Table 5**. It should be noted that no NYS DEC regulatory criteria currently exist for concrete samples; therefore the samples were compared to the applicable New York NYCRR Part 375 soil criteria. Copies of the laboratory analytical report are included in **Appendix F**.

A review of the laboratory results indicates that most of the analyzed VOCs were not detected at identified laboratory MDLs, with the highest detected analyte concentration being Acetone, detected in sample C-04 at a concentration of 0.22 mg/kg. The total VOC concentrations in each sample were as follows:

- C-01 - 0.00018 mg/kg, an estimated value for trichloroethene, and 0.0434 mg/kg TICs;
- C-02 - 0.00989 mg/kg, estimated values of isopropyltoluene, xylene, styrene, tetrachloroethene, toluene, trichloroethene and 0.183 mg/kg TICs;
- C-03 (0.0524 mg/kg TICs), and
- C-04 (0.22 mg/kg acetone and 0.275 mg/kg TICs).

5.0 QUALITATIVE EXPOSURE ASSESSMENT

A qualitative exposure assessment was completed in accordance with DER-10 Sections 3.3(c)4 and the associated Appendix 3B. The assessment included what impacts site contaminants may have, if any, on all media (ground/surface water, soil, soil vapor, ambient air and biota). Human health and ecological exposure impacts were assessed as outlined in DER-10 Appendix 3B Qualitative Human Health Exposure Assessment and DER-10 Appendix 3C Fish and Wildlife Resources Impact Analysis Decision Key. The Appendix 3C Fish and Wildlife resources Impact Analysis (FWRIA) Decision Key is provided in **Appendix G**.

The Remedial Investigation identified non-target contaminants (nickel and lead in soil and iron, sodium, PFAA and limited SVOCs in groundwater), however, the purpose of the investigation was to identify the source of the chlorinated solvents, no known on-site source for these was identified, and based on the depth of impact is likely due to naturally occurring conditions or off-site sources.

5.1 Qualitative Human Health Exposure Assessment (QHHEA)

The QHHEA evaluated the five elements (DER-10 Appendix 3B) associated with exposure pathways, and described how each of these elements pertains to the Site. The exposure pathway elements are described below:

1. Receptor population;
2. Contaminant source;
3. Contaminant release and transport mechanism;
4. Point of exposure; and,
5. Route of exposure.

As called for in DER-10, an exposure pathway is complete when all five elements of an exposure pathway are documented; a potential exposure pathway exists when any one or more of the five elements comprising an exposure pathway is not documented but could reasonably occur. An exposure pathway may be eliminated from further evaluation when any one of the five elements comprising an exposure pathway does not exist in the present and will not exist in the future.

5.1.1 *Receptor Population*

The receptor population includes the people who are or may be exposed to contaminants at a point of exposure. The identification of potential human receptors is based on the characteristics of the Site, the surrounding land uses, and the probable future land uses. The Site building has two commercial retail tenant spaces: 43 Lafayette Avenue is vacant and was formerly occupied by American Two Cleaners (ATC); 45 Lafayette Avenue is currently occupied by a wellness program tenant. Therefore, receptors would include the owner and contractors for the maintenance of Unit 43 and employees and patrons of Unit 45 that may be employed to perform work on the property. Exposure routes would include inhalation of sub-slab soil vapors migrating to

indoor air.

At this time, the plans for the Site remain as they are. Exposed receptors may compromise employees and contractors who may be employed to perform work on the property. Site visitors (retail patrons) may also be considered receptors; however, their exposure would be similar to that of the indoor employees but at a lesser frequency and duration. In addition, residents or employees in off-site adjoining buildings have the potential to be exposed to vapors.

5.1.2 *Contaminant Sources*

The source of contamination is defined as either the source of contaminant release to the environment (such as a waste disposal area or point of discharge) or the impacted environmental medium (soil, air, water) at the point of exposure. Sections 6.0 and 7.0 discusses the COCs present in the Site media at elevated concentrations.

5.1.4 *Exposure Routes and Mechanisms*

The point of exposure is a location where actual or potential human contact with a contaminated medium may occur. Based on the exceedances of guidance values for limited chlorinated VOCs in soil vapor and indoor air, the point of exposure is defined as the entire Site.

The route of exposure is the manner in which a contaminant actually enters or contacts the body (e.g., ingestion, inhalation, dermal absorption). Based on the types of receptors and points of exposure identified above, potential routes of exposure are listed below:

Current Use Scenario: The Site is occupied by a one-story building and basement with a four to 6 inch thick concrete slab as well as concrete sidewalks along the Site boundaries. Exposure to contaminated surface soil and contaminated groundwater is not likely. Release and transport mechanisms include sub-slab soil vapors migrating to indoor air.

- Employee/Patron - inhalation
- Contractors - inhalation

Future Use Scenario: The Site is planned to remain as a commercial space with potential cafe or retail store operations. The release and transport mechanisms remain the same as the current use scenario.

Contaminant release and transport mechanisms carry contaminants from the source to points where people may be exposed and are specific to the type of contaminant and Site use. For the limited Chlorinated VOCs present in soil vapor, the potential exists for exposure through pathways associated with soil vapor intrusion. This would include the indoor vapor intrusion pathway. Under the current and future use scenario, soil vapor intrusion is a relevant transport mechanism. Soil vapor intrusion would entail soil vapor migrating from under the building slab and impacting the indoor air above the slab.

5.1.5 *Exposure Assessment*

Based on the above assessment, the potential exposure pathways for the current and future use conditions are listed below.

Current Use Scenario: Site contamination includes limited chlorinated VOCs in soil related to historic site operations, and although not part of the former Site operations, exposure scenarios for SVOCs and metals are related to direct contact and the risk of exposure is addressed in a similar way to the VOC. Under current conditions, the exposure to soil or groundwater is not likely, as the site is completely capped by a building and concrete sidewalks. Potable water for the Village of Suffern will continue to be sourced from the Municipal Utilities Authority. All intrusive work on the Site is done in accordance with a Site-Specific Health and Safety Plan and donning of PPE. Exposure to sub-slab soil vapor is likely via indoor air and mitigation is required. In most instances, these exposures can be mitigated through the use of engineering controls, including sealing of the basement slab and sump, soil vapor extraction, and/or installation of sub-slab depressurization systems. Currently, all cracks in the basement slab have been sealed, the sump has been covered and sealed to limit vapor intrusion to the basement indoor air.

Future Use Scenario: The Site is planned to remain as a commercial space with potential cafe or retail store operations. Exposure to sub-slab soil vapor is likely via indoor air as in the current use scenario. These exposures can be mitigated through the use of engineering controls as mentioned above.

5.2 **Fish and Wildlife Impact Analysis**

NYSDEC DER-10 requires an on site and off site Fish and Wildlife Resource Impact Analysis if the stipulated criteria are met. The Site, which was occupied by dry-cleaning operations from the early 1950s, is located within a mixed-use commercial and residential area of the Village of Suffern, New York. The Site provides no wildlife habitat or food value and/or access to the detected subsurface contamination. No natural waterways are present on or adjacent to the Site. The proposed future use of the Site is for commercial purposes. As such, no unacceptable ecological risks are expected under the current and future use scenario.

6.0 CONCLUSIONS AND RECOMMENDATIONS

Based on the results of the Remedial Investigation, the following conclusions have been identified:

- Delineation of the extent of contamination in all media (soil, groundwater, vapor intrusion and concrete) at the Site has been completed.
- Characterization of the surface and subsurface at the Site has been completed, including topography, depth to groundwater, and the quality of the shallow aquifer.
- Contaminants of concern at the Site are tetrachloroethene and its breakdown compounds (trichloroethene and cis-1,2-dichloroethene) with impacts to soil vapor and indoor air.
- The origin of the tetrachloroethene, trichloroethene and cis-1,2-dichloroethene contamination in the sub-slab vapors are likely attributed to the former dry-cleaning operations of more than 60 years; however, the lack of these contaminants in the soil, groundwater and concrete indicate there is no source continuing to contribute to the contamination.
- Limited SVOCs, metals and PFAA concentrations were detected in soil and groundwater and the origin is unknown based on the historical operations. The elevated concentrations are likely from historical fill material or an off-site source. The exposure risk to these contaminants is minimal due to the low potential for direct contact and their non-volatile nature.
- The QHHEA has been completed for the Site and potential receptors and pathways were identified for all scenarios.
- The Fish and Wildlife Impact Analysis was completed for the Site and no unacceptable ecological risks are expected under the current and future use scenario.

Based on the results of the RI, remedial action will be necessary to address the migration of the impacted sub-slab soil vapor to the indoor air. EnviroSure is evaluating the utilization of a combination of remedial techniques with a Professional Engineer. Applicable strategies will include the implementation of engineering controls by way of resealing and maintaining the basement concrete slab, maintaining the sealed sump, and installation of a sub-slab depressurization system which will be detailed in a Remedial Action Workplan.

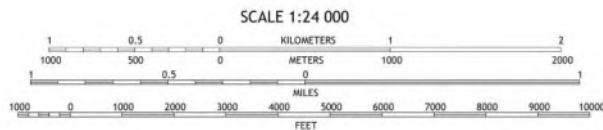
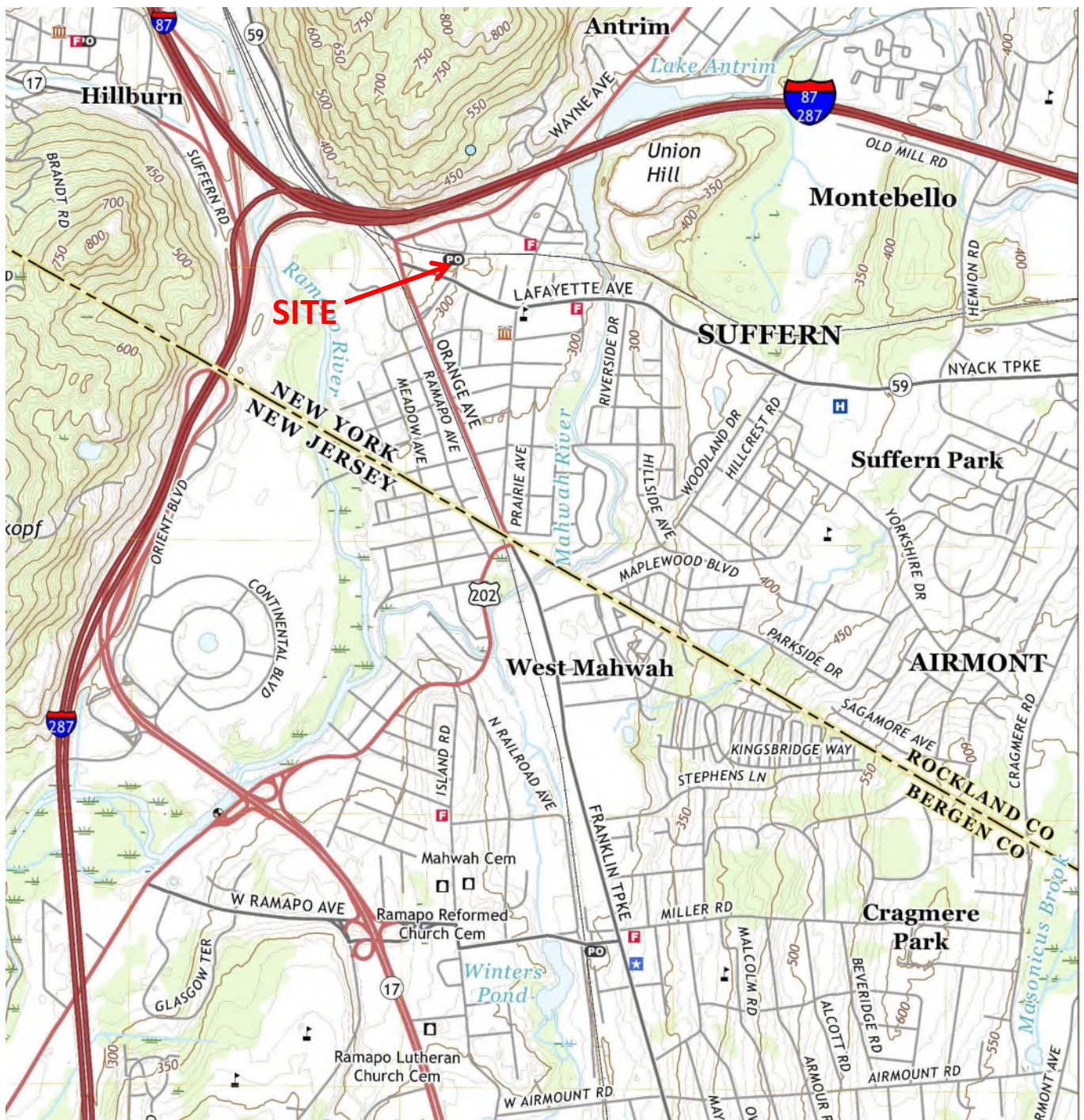
7.0 REFERENCES

Brownfield Cleanup Program Application. 43-45 Lafayette Avenue, American Two Cleaners, BCP #C344085. Prepared for Reds Crib LLC by EnviroSure, Inc. for submission to the New York State Department of Environmental Conservation. Submitted in April 2021.

EnviroSure, Inc. (November 17, 2021). Work Plan for Remedial Investigation, 43-45 Lafayette Avenue, American Two Cleaners, BCP #C344085, Suffern Village, Rockland County, New York.

Program Policy DER-10, "Technical Guidance for Site Investigation and Remediation," New York State Department of Environmental Conservation. May 2010.

FIGURES



LEGEND

SOURCE: RAMSEY
 QUADRANGLE, NEW
 JERSEY/NEW YORK
 7.5 MINUTE SERIES, USGS 2019



EnviroSure Inc

Quality. Integrity. Reliability.
 621 SHREWSBURY AVENUE, SUITE 151, SHREWSBURY, NJ 07702

APPROVED BY **D. OGONOWSKI**

DRAWN BY **D. GROTHUSEN**

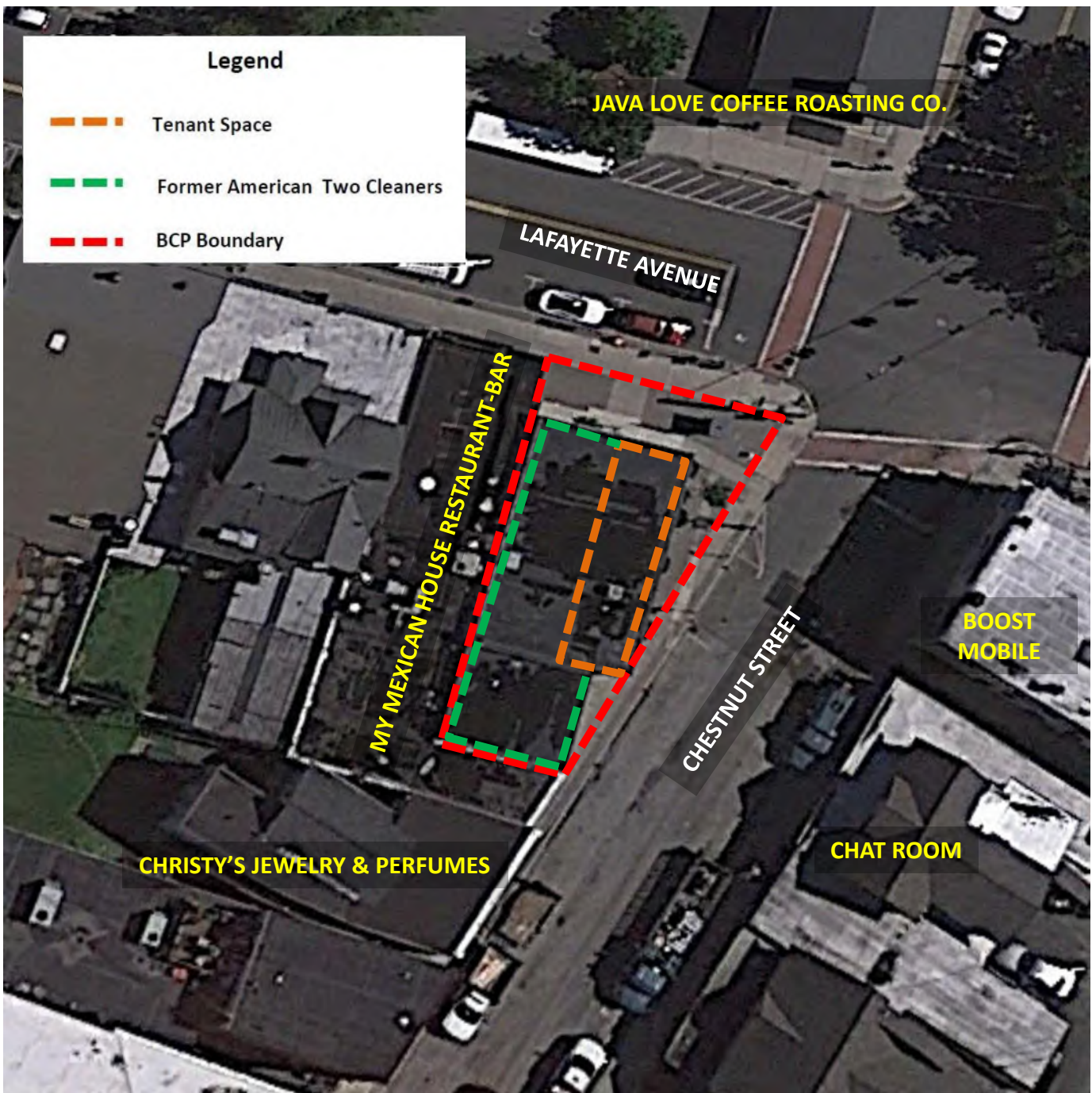
PROJECT DRAWING NO. **SO833-1**

FIGURE 1
SITE LOCATION MAP
43-45 LAFAYETTE AVENUE
SUFFERN VILLAGE
ROCKLAND COUNTY, NEW YORK

SCALE	1:24,000	CONTOUR INTERVAL	10 feet	DATE	1/7/2021
-------	----------	------------------	---------	------	----------

Legend

- - - Tenant Space
- - - Former American Two Cleaners
- - - BCP Boundary



LEGEND

SOURCE: GOOGLE EARTH PRO,
IMAGE DATE 6/25/2019



EnviroSure Inc

Quality. Integrity. Reliability.
621 SHREWSBURY AVENUE, SUITE 151, SHREWSBURY, NJ 07702

APPROVED BY D. OGONOWSKI

DRAWN BY D. GROTHUSEN

PROJECT DRAWING NO. SO833-2

FIGURE 2

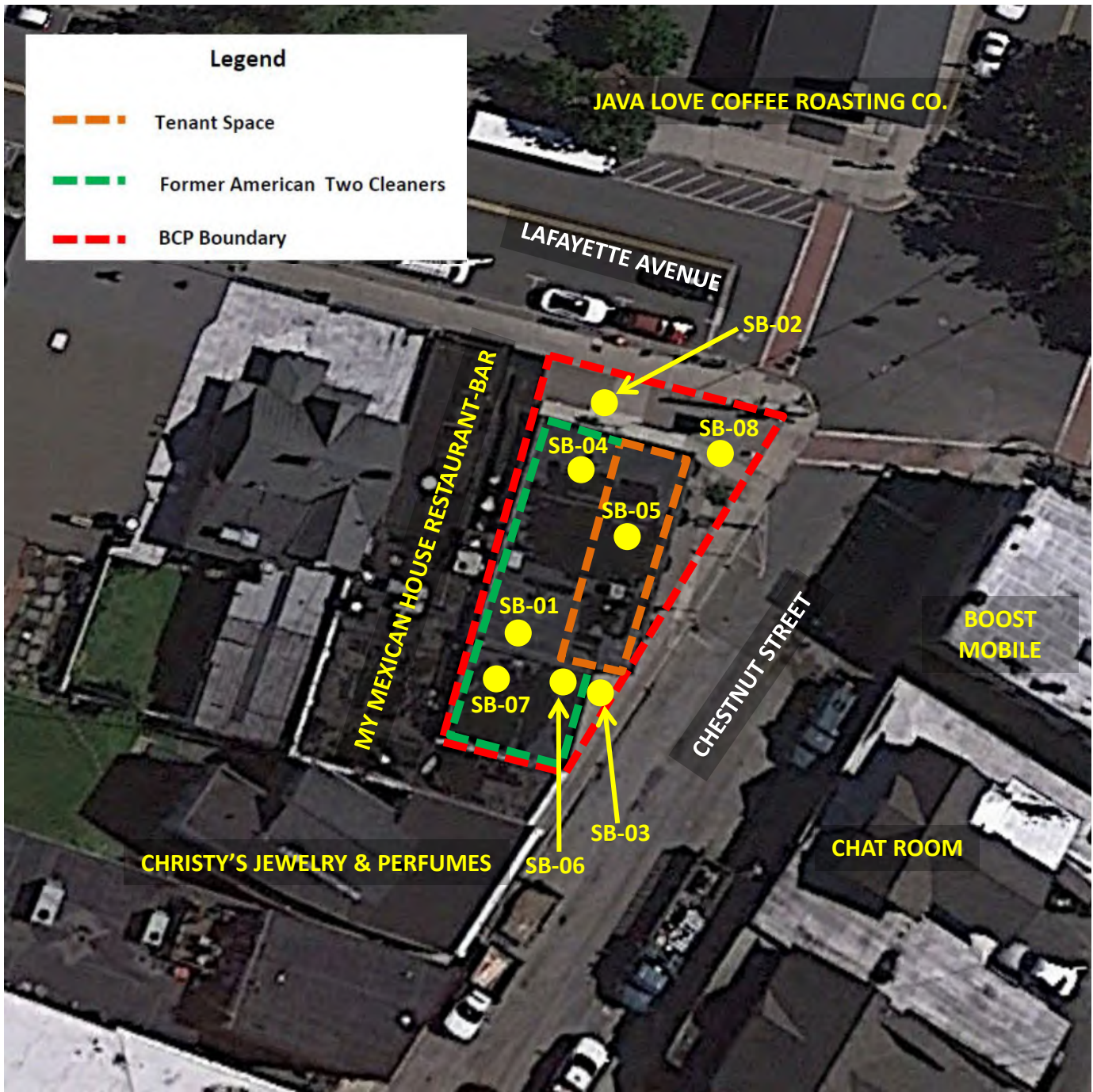
SITE LAYOUT MAP
43-45 LAFAYETTE AVENUE
SUFFERN VILLAGE
ROCKLAND COUNTY, NEW YORK

SCALE 1":38 feet

DATE 1/7/2021

Legend

- - - Tenant Space
- - - Former American Two Cleaners
- - - BCP Boundary



LEGEND

SOURCE: GOOGLE EARTH PRO,
IMAGE DATE 6/25/2019

● Soil Boring Location



EnviroSure Inc

Quality. Integrity. Reliability.
621 SHREWSBURY AVENUE, SUITE 151, SHREWSBURY, NJ 07702

APPROVED BY **D. OGOROWSKI**

DRAWN BY **D. GROTHUSEN**

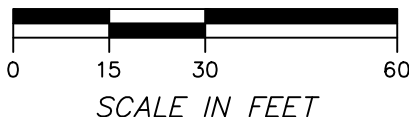
PROJECT DRAWING NO. **S01241-2**

FIGURE 3

**SOIL BORING LOCATION MAP
43-45 LAFAYETTE AVENUE
SUFFERN VILLAGE
ROCKLAND COUNTY, NEW YORK**

SCALE **1":38 feet** | SITE NO. **C344085** | DATE **5/13/2022**

JAVA LOVE COFFEE ROASTING CO.



- TENANT SPACE
- FORMER AMERICAN TWO CLEANERS
- BCP BOUNDARY
- MONITORING WELL LOCATION

LEGEND

- (268.68) GROUNDWATER ELEVATION FT AMSL AS OF 4/14/22
- ← INFERRED DIRECTION OF GROUNDWATER FLOW
- GROUNDWATER CONTOUR (INFERRED)

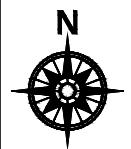
SOURCE: MICROSOFT CORPORATION, MAXAR, DISTRIBUTION AIRBUS DS



EnviroSure Inc
Quality. Integrity. Reliability.
319 S. HIGH STREET, 1st FLOOR, WEST CHESTER, PA 19382

APPROVED BY **D. OGONOWSKI**
DRAWN BY **P. MARCINK**
PROJECT NO. **S01241**

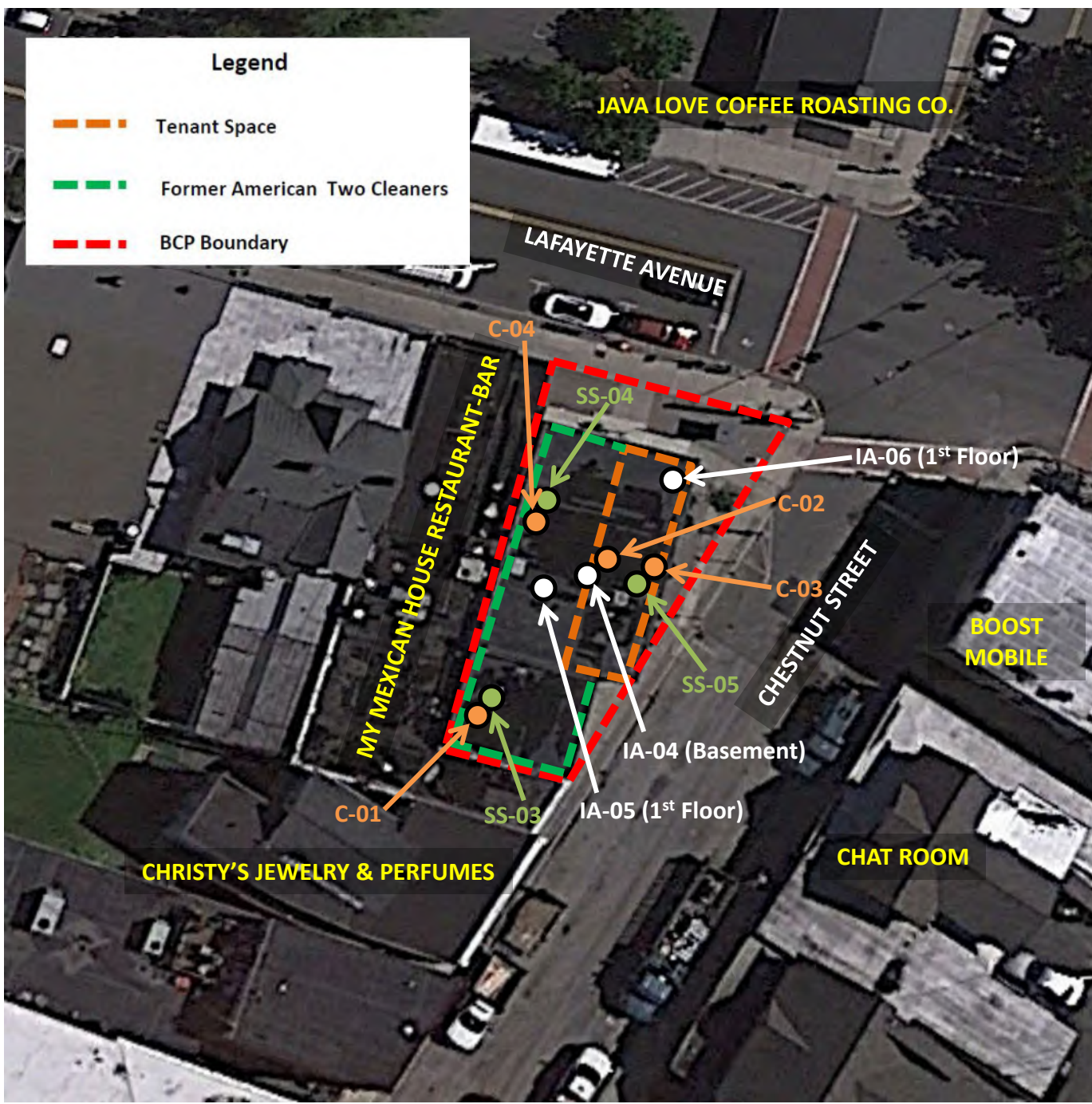
FIGURE 4
MONITORING WELL LOCATION MAP
43-45 LAFAYETTE AVENUE
SUFFERN VILLAGE
ROCKLAND COUNTY, NEW YORK



SCALE **GRAPHIC** DATE **09/06/22** DRAWING NO. **S01241-4**


Legend

- — — Tenant Space
- — — Former American Two Cleaners
- - - BCP Boundary



LEGEND

- SOURCE: GOOGLE EARTH PRO,
IMAGE DATE 6/25/2019
- Sub-Slab Sample Location
 - Indoor Air Sample Location
 - Concrete Sample Location



EnviroSure Inc
Quality. Integrity. Reliability.
621 SHREWSBURY AVENUE, SUITE 151, SHREWSBURY, NJ 07702

APPROVED BY	D. OGWONSKI
DRAWN BY	D. GROTHUSEN
PROJECT DRAWING NO.	S01241-6

FIGURE 5

**SUB-SLAB VAPOR, INDOOR AIR, AND
CONCRETE SAMPLE LOCATION MAP**

43-45 LAFAYETTE AVENUE
SUFFERN VILLAGE
ROCKLAND COUNTY, NEW YORK

SCALE 1":38 feet	SITE NO. C344085	DATE 7/25/2022
------------------	------------------	----------------

TABLES

Table 1A
Soil Sample Results Summary - VOCs
43-45 Lafayette Avenue, Suffern Village, Rockland County, New York
Site No. C344085

ANALYTE	SAMPLE ID:								SB-01-12.0-12.5				SB-02-8.0-8.5				SB-03-12.0-12.5				SB-04-9.5-10.0			
	SAMPLING DATE:								1/13/2022				1/6/2022				1/6/2022				1/13/2022			
	SAMPLE DEPTH (fbgs):								12.0-12.5				8.0-8.5				12.0-12.5				9.5-10.0			
	SAMPLE MATRIX:								SOIL				SOIL				SOIL				SOIL			
	NY-RESC	NY-RESER	NY-RESGW	NY-RESI	NY-RESR	NY-RESRR	NY-UNRES	Conc	Q	RL	MDL	Conc	Q	RL	MDL	Conc	Q	RL	MDL	Conc	Q	RL	MDL	
Styrene	NS	NS	NS	NS	NS	NS	NS	<0.00018	U	0.00095	0.00018	<0.00018	U	0.00092	0.00018	<0.00020	U	0.0010	0.00020	<0.00022	U	0.0011	0.00022	
tert-Butylbenzene	500	NS	5.9	1,000	100	100	5.9	<0.00011	U	0.0019	0.00011	<0.00011	U	0.0018	0.00011	<0.00012	U	0.0021	0.00012	<0.00013	U	0.0022	0.00013	
Tetrachloroethene	150	2	1.3	300	5.5	19	1.3	0.0034		0.00047	0.00018	<0.00018	U	0.00046	0.00018	0.0060		0.00052	0.00020	0.0014		0.00056	0.00022	
Toluene	500	36	0.7	1,000	100	100	0.7	<0.00051	U	0.00095	0.00051	<0.00050	U	0.00092	0.00050	<0.00056	U	0.0010	0.00056	<0.00060	U	0.0011	0.00060	
trans-1,2-Dichloroethene	500	NS	0.19	1,000	100	100	0.19	<0.00013	U	0.0014	0.00013	<0.00013	U	0.0014	0.00013	<0.00014	U	0.0016	0.00014	<0.00015	U	0.0017	0.00015	
trans-1,3-Dichloropropene	NS	NS	NS	NS	NS	NS	NS	<0.00026	U	0.00095	0.00026	<0.00025	U	0.00092	0.00025	<0.00028	U	0.0010	0.00028	<0.00030	U	0.0011	0.00030	
trans-1,4-Dichloro-2-butene	NS	NS	NS	NS	NS	NS	NS	<0.0013	U	0.0047	0.0013	<0.0013	U	0.0046	0.0013	<0.0015	U	0.0052	0.0015	<0.0016	U	0.0056	0.0016	
Trichloroethene	200	2	0.47	400	10	21	0.47	0.00038	J	0.00047	0.00013	<0.00013	U	0.00046	0.00013	0.00047	J	0.00052	0.00014	<0.00015	U	0.00056	0.00015	
Trichlorofluoromethane	NS	NS	NS	NS	NS	NS	NS	<0.00066	U	0.0038	0.00066	<0.00064	U	0.0037	0.00064	<0.00072	U	0.0041	0.00072	<0.00077	U	0.0044	0.00077	
Vinyl acetate	NS	NS	NS	NS	NS	NS	NS	<0.0020	U	0.0095	0.0020	<0.0020	U	0.0092	0.0020	<0.0022	U	0.010	0.0022	<0.0024	U	0.011	0.0024	
Vinyl chloride	13	NS	0.02	27	0.21	0.9	0.02	0.00037	J	0.00095	0.00037	<0.00031	U	0.00092	0.00031	<0.00035	U	0.0010	0.00035	<0.00037	U	0.0011	0.00037	
Xylenes, Total	500	0.26	1.6	1,000	100	100	0.26	<0.00028	U	0.00095	0.00028	<0.00027	U	0.00092	0.00027	<0.00030	U	0.0010	0.00030	<0.00032	U	0.0011	0.00032	
Total VOCs	NS	NS	NS	NS	NS	NS	NS	0.00603		-	-	-		-	-	0.01006		-	-	0.0014		-	-	
VOLATILE ORGANIC COMPOUNDS - TICS																								
Unknown	NS	NS	NS	NS	NS	NS	NS	-		-	-	-		-	-	0.0050	J	0	0	-		-	-	
Unknown	NS	NS	NS	NS	NS	NS	NS	-		-	-	-		-	-	0.00835	J	0	0	-		-	-	
Unknown	NS	NS	NS	NS	NS	NS	NS	-		-	-	0.00781	J	0	0	-		-	-	-		-	-	
Unknown	NS	NS	NS	NS	NS	NS	NS	-		-	-	-		-	-	0.0057	J	0	0	-		-	-	
Unknown	NS	NS	NS	NS	NS	NS	NS	-		-	-	-		-	-	0.00561	J	0	0	-		-	-	
Unknown Aromatic	NS	NS	NS	NS	NS	NS	NS	0.00994	J	0	0	-		-	-	0.0049	J	0	0	0.0103	J	0	0	
Unknown Aromatic	NS	NS	NS	NS	NS	NS	NS	-		-	-	-		-	-	0.00582	J	0	0	-		-	-	
Unknown Aromatic	NS	NS	NS	NS	NS	NS	NS	-		-	-	-		-	-	0.00494	J	0	0	-		-	-	
Unknown Benzene	NS	NS	NS	NS	NS	NS	NS	-		-	-	-		-	-	0.00636	J	0	0	-		-	-	
Unknown Benzene	NS	NS	NS	NS	NS	NS	NS	-		-	-	-		-	-	0.00473	J	0	0	-		-	-	
Unknown Naphthalene	NS	NS	NS	NS	NS	NS	NS	-		-	-	-		-	-	0.00753	J	0	0	-		-	-	
Total TIC Compounds	NS	NS	NS	NS	NS	NS	NS	0.00994	J	0	0	0.00781	J	0	0	0.0589	J	0	0	0.0103	J	0	0	

Notes:

Units in milligrams per kilogram (mg/kg)
fbgs - feet below ground surface
Conc - Concentration
Q - Qualifier
RL - Reporting Limit
MDL - Method Detection Limit
NS - No regulatory standard
<0.00022 - analyte not detected at the indicated laboratory reporting limit
U - Not detected at the indicated laboratory reporting limit
J - Estimated value (MDL<Conc<RL)
"- " - not analyzed

Bold results indicate an exceedance of a NYSDEC regulatory standard
NY-RESC: New York NYCRR Part 375 Commercial Criteria, New York Restricted use Criteria per 6 NYCRR Part 375 Environmental Remediation Programs, effective December 14, 2006.
NY-RESER: New York NYCRR Part 375 Ecological Resources Criteria, New York Restricted use Criteria per 6 NYCRR Part 375 Part 375 Environmental Remediation Programs, effective December 14, 2006.
NY-RESGW: New York NYCRR Part 375 Groundwater Criteria, New York Restricted use Criteria per 6 NYCRR Part 375 Environmental Remediation Programs, effective December 14, 2006.
NY-RESI: New York NYCRR Part 375 Industrial Criteria, New York Restricted use Criteria per 6 NYCRR Part 375 Environmental Remediation Programs, effective December 14, 2006.
NY-RESR: New York NYCRR Part 375 Residential Criteria, New York Restricted use Criteria per 6 NYCRR Part 375 Environmental Remediation Programs, effective December 14, 2006.
NY-RESRR: New York NYCRR Part 375 Restricted-Residential Criteria, New York Restricted use Criteria per 6 NYCRR Part 375 Environmental Remediation Programs, effective December 14, 2006.
NY-UNRES: New York NYCRR Part 375 New York Unrestricted use Criteria per 6 NYCRR Part 375 Environmental Remediation Programs, effective December 14, 2006.
* Samples SB-01, and SB-04 through SB-07 were collected from below the basement floor; sample depths are from street level (Basement is 8.0' below street level)

Table 1A
Soil Sample Results Summary - VOCs
43-45 Lafayette Avenue, Suffern Village, Rockland County, New York
Site No. C344085

ANALYTE	SAMPLE ID:								SB-05-9.0-9.5				SB-06-9.0-9.5				SB-07-9.0-9.5				SB-08-7.0-7.5							
	SAMPLING DATE:								1/13/2022				1/13/2022				1/13/2022				1/6/2022							
	SAMPLE DEPTH (ftbgs):								9.0-9.5				9.0-9.5				9.0-9.5				7.0-7.5							
SAMPLE MATRIX:								SOIL				SOIL				SOIL				SOIL								
	NY-RESC	NY-RESER	NY-RESGW	NY-RESI	NY-RESR	NY-RESRR	NY-UNRES	Conc	Q	RL	MDL	Conc	Q	RL	MDL	Conc	Q	RL	MDL	Conc	Q	RL	MDL					
Styrene	NS	NS	NS	NS	NS	NS	NS	<0.00019	U	0.00095	0.00019	<0.00020	U	0.0010	0.00020	<0.00016	U	0.00084	0.00016	<0.00020	U	0.0010	0.00020	<0.00020	U	0.0010	0.00020	
tert-Butylbenzene	500	NS	5.9	1,000	100	100	5.9	<0.00011	U	0.00019	0.00011	0.0012	J	0.0020	0.00012	<0.00010	U	0.0017	0.00010	<0.00012	U	0.0021	0.00012	<0.00012	U	0.0021	0.00012	
Tetrachloroethene	150	2	1.3	300	5.5	19	1.3	0.0033		0.00048	0.00019	0.11		0.00050	0.00020	0.0026		0.00042	0.00016	<0.00020	U	0.00052	0.00020	<0.00020	U	0.00052	0.00020	
Toluene	500	36	0.7	1,000	100	100	0.7	<0.00052	U	0.00095	0.00052	<0.00055	U	0.0010	0.00055	<0.00046	U	0.00084	0.00046	<0.00057	U	0.0010	0.00057	<0.00057	U	0.0010	0.00057	
trans-1,2-Dichloroethene	500	NS	0.19	1,000	100	100	0.19	<0.00013	U	0.0014	0.00013	<0.00014	U	0.0015	0.00014	<0.00012	U	0.0013	0.00012	<0.00014	U	0.0016	0.00014	<0.00014	U	0.0016	0.00014	
trans-1,3-Dichloropropene	NS	NS	NS	NS	NS	NS	NS	<0.00026	U	0.00095	0.00026	<0.00027	U	0.0010	0.00027	<0.00023	U	0.00084	0.00023	<0.00028	U	0.0010	0.00028	<0.00028	U	0.0010	0.00028	
trans-1,4-Dichloro-2-butene	NS	NS	NS	NS	NS	NS	NS	<0.00014	U	0.0048	0.0014	<0.00014	U	0.0050	0.0014	<0.00012	U	0.0042	0.0012	<0.00015	U	0.0052	0.0015	<0.00015	U	0.0052	0.0015	
Trichloroethene	200	2	0.47	400	10	21	0.47	0.00033	J	0.00048	0.00013	0.0098		0.00050	0.00014	<0.00012	U	0.00042	0.00012	<0.00014	U	0.00052	0.00014	<0.00014	U	0.00052	0.00014	
Trichlorofluoromethane	NS	NS	NS	NS	NS	NS	NS	<0.00066	U	0.0038	0.00066	<0.00070	U	0.0040	0.00070	<0.00058	U	0.0034	0.00058	<0.00072	U	0.0042	0.00072	<0.00072	U	0.0042	0.00072	
Vinyl acetate	NS	NS	NS	NS	NS	NS	NS	<0.00020	U	0.0095	0.00020	<0.00022	U	0.010	0.00022	<0.00018	U	0.0084	0.00018	<0.00022	U	0.010	0.00022	<0.00022	U	0.010	0.00022	
Vinyl chloride	13	NS	0.02	27	0.21	0.9	0.02	<0.00032	U	0.00095	0.00032	<0.00034	U	0.0010	0.00034	<0.00028	U	0.00084	0.00028	<0.00035	U	0.0010	0.00035	<0.00035	U	0.0010	0.00035	
Xylenes, Total	500	0.26	1.6	1,000	100	100	0.26	<0.00028	U	0.00095	0.00028	<0.00029	U	0.0010	0.00029	<0.00024	U	0.00084	0.00024	<0.00030	U	0.0010	0.00030	<0.00030	U	0.0010	0.00030	
Total VOCs	NS	NS	NS	NS	NS	NS	NS	0.00417	-	-	-	0.18007	-	-	-	0.0026	-	-	-	-	-	-	-	-	-	-	-	
VOLATILE ORGANIC COMPOUNDS - TICS																												
Unknown	NS	NS	NS	NS	NS	NS	NS	-	-	-	-	0.0931	NJ	0	0	-	-	-	-	-	-	-	-	-	-	-	-	
Unknown	NS	NS	NS	NS	NS	NS	NS	-	-	-	-	0.0705	NJ	0	0	-	-	-	-	-	-	-	-	-	-	-	-	
Unknown	NS	NS	NS	NS	NS	NS	NS	-	-	-	-	0.0655	J	0	0	-	-	-	-	0.00814	J	0	0	-	-	-	-	
Unknown	NS	NS	NS	NS	NS	NS	NS	-	-	-	-	0.071	J	0	0	-	-	-	-	-	-	-	-	-	-	-	-	
Unknown	NS	NS	NS	NS	NS	NS	NS	-	-	-	-	0.0827	J	0	0	-	-	-	-	-	-	-	-	-	-	-	-	
Unknown Aromatic	NS	NS	NS	NS	NS	NS	NS	0.0105	J	0	0	-	-	-	-	0.00891	J	0	0	-	-	-	-	-	-	-	-	
Unknown Aromatic	NS	NS	NS	NS	NS	NS	NS	-	-	-	-	0.0819	J	0	0	-	-	-	-	-	-	-	-	-	-	-	-	
Unknown Aromatic	NS	NS	NS	NS	NS	NS	NS	-	-	-	-	0.102	J	0	0	-	-	-	-	-	-	-	-	-	-	-	-	
Unknown Benzene	NS	NS	NS	NS	NS	NS	NS	-	-	-	-	0.064	J	0	0	-	-	-	-	-	-	-	-	-	-	-	-	
Unknown Benzene	NS	NS	NS	NS	NS	NS	NS	-	-	-	-	0.0673	J	0	0	-	-	-	-	-	-	-	-	-	-	-	-	
Unknown Naphthalene	NS	NS	NS	NS	NS	NS	NS	-	-	-	-	0.0703	J	0	0	-	-	-	-	-	-	-	-	-	-	-	-	
Total TIC Compounds	NS	NS	NS	NS	NS	NS	NS	0.0105	J	0	0	0.768	J	0	0	0.00891	J	0	0	0.00814	J	0	0	0	0.00814	J	0	0

Notes:

Units in milligrams per kilogram (mg/kg)
 fbgs - feet below ground surface
 Conc - Concentration
 Q - Qualifier
 RL - Reporting Limit
 MDL - Method Detection Limit
 NS - No regulatory standard
 <0.00022 - analyte not detected at the indicated laboratory reporting limit
 U - Not detected at the indicated laboratory reporting limit
 J - Estimated value (MDL<Conc<RL)
 "-" - not analyzed

Bold results indicate an exceedance of a NYSDEC regulatory standard
 NY-RESC: New York NYCRR Part 375 Commercial Criteria, New York Restricted use Criteria per 6 NYCRR Part 375 Environmental Remediation Programs, effective December 14, 2006.
 NY-RESER: New York NYCRR Part 375 Ecological Resources Criteria, New York Restricted use Criteria per 6 NYCRR Part 375 Part 375 Environmental Remediation Programs, effective December 14, 2006.
 NY-RESGW: New York NYCRR Part 375 Groundwater Criteria, New York Restricted use Criteria per 6 NYCRR Part 375 Environmental Remediation Programs, effective December 14, 2006.
 NY-RESI: New York NYCRR Part 375 Industrial Criteria, New York Restricted use Criteria per 6 NYCRR Part 375 Environmental Remediation Programs, effective December 14, 2006.
 NY-RESR: New York NYCRR Part 375 Residential Criteria, New York Restricted use Criteria per 6 NYCRR Part 375 Environmental Remediation Programs, effective December 14, 2006.
 NY-RESRR: New York NYCRR Part 375 Restricted-Residential Criteria, New York Restricted use Criteria per 6 NYCRR Part 375 Environmental Remediation Programs, effective December 14, 2006.
 NY-UNRES: New York NYCRR Part 375 New York Unrestricted use Criteria per 6 NYCRR Part 375 Environmental Remediation Programs, effective December 14, 2006.

* **Samples SB-01, and SB-04 through SB-07 were collected from below the basement floor; sample depths are from street level (Basement is 8.0' below street level)**

Approved by: DKO 5/13/2022
 CZ 5/13/22

Table 1B
Soil Sample Results Summary - SVOCs
43-45 Lafayette Avenue, Suffern Village, Rockland County, New York
Site No. C344085

ANALYTE	SAMPLE ID:								SB-01-12.0-12.5				SB-02-8.0-8.5				SB-03-12.0-12.5				SB-04-9.5-10.0			
	SAMPLING DATE:								1/13/2022				1/6/2022				1/6/2022				1/13/2022			
	SAMPLE DEPTH (ftgs):								12.0-12.5				8.0-8.5				12.0-12.5				9.5-10.0			
	SAMPLE MATRIX:								SOIL				SOIL				SOIL				SOIL			
	NY-RESC	NY-RESER	NY-RESGW	NY-RESI	NY-RESR	NY-RESRR	NY-UNRES	Conc	Q	RL	MDL	Conc	Q	RL	MDL	Conc	Q	RL	MDL	Conc	Q	RL	MDL	
Indeno(1,2,3-cd)pyrene	5.6	NS	8.2	11	0.5	0.5	0.5	<0.029	U	0.16	0.029	<0.027	U	0.15	0.027	<0.028	U	0.16	0.028	<0.026	U	0.15	0.026	
Isophorone	NS	NS	NS	NS	NS	NS	NS	<0.027	U	0.18	0.027	<0.025	U	0.17	0.025	<0.026	U	0.18	0.026	<0.025	U	0.17	0.025	
n-Nitrosodi-n-propylamine	NS	NS	NS	NS	NS	NS	NS	<0.032	U	0.21	0.032	<0.030	U	0.19	0.030	<0.031	U	0.20	0.031	<0.029	U	0.19	0.029	
Naphthalene	500	NS	12	1,000	100	100	12	<0.025	U	0.21	0.025	<0.024	U	0.19	0.024	<0.024	U	0.20	0.024	<0.023	U	0.19	0.023	
NDPA/DPA	NS	NS	NS	NS	NS	NS	NS	<0.023	U	0.16	0.023	<0.022	U	0.15	0.022	<0.023	U	0.16	0.023	<0.022	U	0.15	0.022	
Nitrobenzene	NS	NS	NS	NS	NS	NS	NS	<0.030	U	0.18	0.030	<0.028	U	0.17	0.028	<0.030	U	0.18	0.030	<0.028	U	0.17	0.028	
p-Chloro-m-cresol	NS	NS	NS	NS	NS	NS	NS	<0.031	U	0.21	0.031	<0.029	U	0.19	0.029	<0.030	U	0.20	0.030	<0.028	U	0.19	0.028	
Pentachlorophenol	6.7	0.8	0.8	55	2.4	6.7	0.8	<0.045	U	0.16	0.045	<0.042	U	0.15	0.042	<0.044	U	0.16	0.044	<0.042	U	0.15	0.042	
Phenanthrene	500	NS	1,000	1,000	100	100	100	<0.025	U	0.12	0.025	<0.023	U	0.12	0.023	<0.024	U	0.12	0.024	<0.023	U	0.11	0.023	
Phenol	500	30	0.33	1,000	100	100	0.33	<0.031	U	0.21	0.031	<0.029	U	0.19	0.029	<0.030	U	0.20	0.030	<0.029	U	0.19	0.029	
Pyrene	500	NS	1,000	1,000	100	100	100	<0.020	U	0.12	0.020	<0.019	U	0.12	0.019	<0.020	U	0.12	0.020	<0.019	U	0.11	0.019	
Total SVOCs	NS	NS	NS	NS	NS	NS	NS	-	-	-	-	-	-	-	-	-	-	-	-	-	-	-	-	
SEMIVOLATILE ORGANIC COMPOUNDS - TICS																								
No Tentatively Identified Compounds	NS	NS	NS	NS	NS	NS	NS	<0	U	0	0	<0	U	0	0	-	-	-	-	<0	U	0	0	
Unknown	NS	NS	NS	NS	NS	NS	NS	-	-	-	-	-	-	-	-	-	-	-	-	-	-	-	-	
Unknown	NS	NS	NS	NS	NS	NS	NS	-	-	-	-	-	-	-	-	-	-	-	-	-	-	-	-	
Unknown	NS	NS	NS	NS	NS	NS	NS	-	-	-	-	-	-	-	-	-	-	-	-	-	-	-	-	
Unknown	NS	NS	NS	NS	NS	NS	NS	-	-	-	-	-	-	-	-	-	-	-	-	-	-	-	-	
Unknown Alkane	NS	NS	NS	NS	NS	NS	NS	-	-	-	-	-	-	-	-	0.341	J	0	0	-	-	-	-	
Unknown Alkane	NS	NS	NS	NS	NS	NS	NS	-	-	-	-	-	-	-	-	0.198	J	0	0	-	-	-	-	
Unknown Alkane	NS	NS	NS	NS	NS	NS	NS	-	-	-	-	-	-	-	-	0.174	J	0	0	-	-	-	-	
Unknown Alkane	NS	NS	NS	NS	NS	NS	NS	-	-	-	-	-	-	-	-	0.293	J	0	0	-	-	-	-	
Unknown Alkane	NS	NS	NS	NS	NS	NS	NS	-	-	-	-	-	-	-	-	0.215	J	0	0	-	-	-	-	
Unknown Alkane	NS	NS	NS	NS	NS	NS	NS	-	-	-	-	-	-	-	-	-	-	-	-	-	-	-	-	
Unknown Alkane	NS	NS	NS	NS	NS	NS	NS	-	-	-	-	-	-	-	-	-	-	-	-	-	-	-	-	
Unknown Alkane	NS	NS	NS	NS	NS	NS	NS	-	-	-	-	-	-	-	-	-	-	-	-	-	-	-	-	
Unknown Alkane	NS	NS	NS	NS	NS	NS	NS	-	-	-	-	-	-	-	-	-	-	-	-	-	-	-	-	
Unknown Alkane	NS	NS	NS	NS	NS	NS	NS	-	-	-	-	-	-	-	-	-	-	-	-	-	-	-	-	
Unknown Cycloalkane	NS	NS	NS	NS	NS	NS	NS	-	-	-	-	-	-	-	-	-	-	-	-	-	-	-	-	
Unknown Naphthalene	NS	NS	NS	NS	NS	NS	NS	-	-	-	-	-	-	-	-	-	-	-	-	-	-	-	-	
Total TIC Compounds	NS	NS	NS	NS	NS	NS	NS	-	-	-	-	-	-	-	-	1.22	J	0	0	-	-	-	-	

Notes:

Units in milligrams per kilogram (mg/kg)

ftgs - feet below ground surface

Conc - Concentration

Q - Qualifier

RL - Reporting Limit

MDL - Method Detection Limit

NS - No regulatory standard

<0.0022 - analyte not detected at the indicated laboratory reporting limit

U - Not detected at the indicated laboratory reporting limit

J - Estimated value (MDL<Conc<RL)

"-" - not analyzed

NY-RESC: New York NYCRR Part 375 Commercial Criteria, New York Restricted use Criteria per 6 NYCRR Part 375

Environmental Remediation Programs, effective December 14, 2006.

NY-RESER: New York NYCRR Part 375 Ecological Resources Criteria, New York Restricted use Criteria per 6 NYCRR Part 375

Environmental Remediation Programs, effective December 14, 2006.

NY-RESGW: New York NYCRR Part 375 Groundwater Criteria, New York Restricted use Criteria per 6 NYCRR Part 375

Environmental Remediation Programs, effective December 14, 2006.

NY-RESI: New York NYCRR Part 375 Industrial Criteria, New York Restricted use Criteria per 6 NYCRR Part 375

Environmental Remediation Programs, effective December 14, 2006.

NY-RESR: New York NYCRR Part 375 Residential Criteria, New York Restricted use Criteria per 6 NYCRR Part 375

Environmental Remediation Programs, effective December 14, 2006.

NY-RESRR: New York NYCRR Part 375 Restricted-Residential Criteria, New York Restricted use Criteria per 6 NYCRR Part 375

Environmental Remediation Programs, effective December 14, 2006.

NY-UNRES: New York NYCRR Part 375 New York Unrestricted use Criteria per 6 NYCRR Part 375 Environmental

Remediation Programs, effective December 14, 2006.

* Samples SB-01, and SB-04 through SB-07 were collected from below the basement floor; sample depths

are from street level (Basement is 8.0' below street level)

Table 1B
Soil Sample Results Summary - SVOCs
43-45 Lafayette Avenue, Suffern Village, Rockland County, New York
Site No. C344085

ANALYTE	SAMPLE ID:								SB-05-9.0-9.5				SB-06-9.0-9.5				SB-07-9.0-9.5				SB-08-7.0-7.5						
	SAMPLING DATE:								1/13/2022				1/13/2022				1/13/2022				1/6/2022						
	SAMPLE DEPTH (fbgs):								9.0-9.5				9.0-9.5				9.0-9.5				7.0-7.5						
SAMPLE MATRIX:								SOIL				SOIL				SOIL				SOIL							
	NY-RESC	NY-RESER	NY-RESGW	NY-RESI	NY-RESR	NY-RESRR	NY-UNRES	Conc	Q	RL	MDL	Conc	Q	RL	MDL	Conc	Q	RL	MDL	Conc	Q	RL	MDL				
Indeno(1,2,3-cd)pyrene	5.6	NS	8.2	11	0.5	0.5	0.5	<0.028	U	0.16	0.028	<0.028	U	0.16	0.028	<0.027	U	0.16	0.027	<0.028	U	0.16	0.028	<0.028	U	0.16	0.028
Isophorone	NS	NS	NS	NS	NS	NS	NS	<0.026	U	0.18	0.026	<0.026	U	0.18	0.026	<0.026	U	0.18	0.026	<0.026	U	0.18	0.026	<0.026	U	0.18	0.026
n-Nitrosodi-n-propylamine	NS	NS	NS	NS	NS	NS	NS	<0.030	U	0.20	0.030	<0.031	U	0.20	0.031	<0.030	U	0.20	0.030	<0.031	U	0.20	0.031	<0.031	U	0.20	0.031
Naphthalene	500	NS	12	1,000	100	100	12	<0.024	U	0.20	0.024	<0.024	U	0.20	0.024	<0.024	U	0.20	0.024	<0.024	U	0.20	0.024	<0.024	U	0.20	0.024
NDPA/DPA	NS	NS	NS	NS	NS	NS	NS	<0.022	U	0.16	0.022	<0.023	U	0.16	0.023	<0.022	U	0.16	0.022	<0.023	U	0.16	0.022	<0.023	U	0.16	0.023
Nitrobenzene	NS	NS	NS	NS	NS	NS	NS	<0.029	U	0.18	0.029	<0.030	U	0.18	0.030	<0.029	U	0.18	0.029	<0.030	U	0.18	0.030	<0.030	U	0.18	0.030
p-Chloro-m-cresol	NS	NS	NS	NS	NS	NS	NS	<0.029	U	0.20	0.029	<0.030	U	0.20	0.030	<0.029	U	0.20	0.029	<0.030	U	0.20	0.030	<0.030	U	0.20	0.030
Pentachlorophenol	6.7	0.8	0.8	55	2.4	6.7	0.8	<0.043	U	0.16	0.043	<0.044	U	0.16	0.044	<0.043	U	0.16	0.043	<0.044	U	0.16	0.044	<0.044	U	0.16	0.044
Phenanthrene	500	NS	1,000	1,000	100	100	100	<0.024	U	0.12	0.024	<0.024	U	0.12	0.024	<0.024	U	0.12	0.024	<0.024	U	0.12	0.024	<0.024	U	0.12	0.024
Phenol	500	30	0.33	1,000	100	100	0.33	<0.030	U	0.20	0.030	<0.030	U	0.20	0.030	<0.030	U	0.20	0.030	<0.030	U	0.20	0.030	<0.030	U	0.20	0.030
Pyrene	500	NS	1,000	1,000	100	100	100	<0.020	U	0.12	0.020	<0.020	U	0.12	0.020	0.037	J	0.12	0.020	<0.020	U	0.12	0.020	<0.020	U	0.12	0.020
Total SVOCs	NS	NS	NS	NS	NS	NS	NS	-	-	-	-	-	-	-	-	0.129	-	-	-	-	-	-	-	-	-	-	-
SEMIVOLATILE ORGANIC COMPOUNDS - TICS																											
No Tentatively Identified Compounds	NS	NS	NS	NS	NS	NS	NS	<0	U	0	0	-	-	-	-	<0	U	0	0	<0	U	0	0	<0	U	0	0
Unknown	NS	NS	NS	NS	NS	NS	NS	-	-	-	-	0.317	J	0	0	-	-	-	-	-	-	-	-	-	-	-	-
Unknown	NS	NS	NS	NS	NS	NS	NS	-	-	-	-	0.313	J	0	0	-	-	-	-	-	-	-	-	-	-	-	-
Unknown	NS	NS	NS	NS	NS	NS	NS	-	-	-	-	0.182	J	0	0	-	-	-	-	-	-	-	-	-	-	-	-
Unknown	NS	NS	NS	NS	NS	NS	NS	-	-	-	-	0.321	J	0	0	-	-	-	-	-	-	-	-	-	-	-	-
Unknown	NS	NS	NS	NS	NS	NS	NS	-	-	-	-	0.227	J	0	0	-	-	-	-	-	-	-	-	-	-	-	-
Unknown Alkane	NS	NS	NS	NS	NS	NS	NS	-	-	-	-	0.777	J	0	0	-	-	-	-	-	-	-	-	-	-	-	-
Unknown Alkane	NS	NS	NS	NS	NS	NS	NS	-	-	-	-	0.208	J	0	0	-	-	-	-	-	-	-	-	-	-	-	-
Unknown Alkane	NS	NS	NS	NS	NS	NS	NS	-	-	-	-	0.193	J	0	0	-	-	-	-	-	-	-	-	-	-	-	-
Unknown Alkane	NS	NS	NS	NS	NS	NS	NS	-	-	-	-	0.365	J	0	0	-	-	-	-	-	-	-	-	-	-	-	-
Unknown Alkane	NS	NS	NS	NS	NS	NS	NS	-	-	-	-	0.244	J	0	0	-	-	-	-	-	-	-	-	-	-	-	-
Unknown Alkane	NS	NS	NS	NS	NS	NS	NS	-	-	-	-	0.249	J	0	0	-	-	-	-	-	-	-	-	-	-	-	-
Unknown Alkane	NS	NS	NS	NS	NS	NS	NS	-	-	-	-	0.255	J	0	0	-	-	-	-	-	-	-	-	-	-	-	-
Unknown Alkane	NS	NS	NS	NS	NS	NS	NS	-	-	-	-	0.307	J	0	0	-	-	-	-	-	-	-	-	-	-	-	-
Unknown Alkane	NS	NS	NS	NS	NS	NS	NS	-	-	-	-	0.859	J	0	0	-	-	-	-	-	-	-	-	-	-	-	-
Unknown Alkane	NS	NS	NS	NS	NS	NS	NS	-	-	-	-	0.193	J	0	0	-	-	-	-	-	-	-	-	-	-	-	-
Unknown Alkane	NS	NS	NS	NS	NS	NS	NS	-	-	-	-	1.08	J	0	0	-	-	-	-	-	-	-	-	-	-	-	-
Unknown Alkane	NS	NS	NS	NS	NS	NS	NS	-	-	-	-	0.236	J	0	0	-	-	-	-	-	-	-	-	-	-	-	-
Unknown Alkane	NS	NS	NS	NS	NS	NS	NS	-	-	-	-	0.233	J	0	0	-	-	-	-	-	-	-	-	-	-	-	-
Unknown Cycloalkane	NS	NS	NS	NS	NS	NS	NS	-	-	-	-	0.450	J	0	0	-	-	-	-	-	-	-	-	-	-	-	-
Unknown Naphthalene	NS	NS	NS	NS	NS	NS	NS	-	-	-	-	0.275	J	0	0	-	-	-	-	-	-	-	-	-	-	-	-
Total TIC Compounds	NS	NS	NS	NS	NS	NS	NS	-	-	-	-	7.28	J	0	0	-	-	-	-	-	-	-	-	-	-	-	-

Notes:
Units in milligrams per kilogram (mg/kg)
fbgs - feet below ground surface
Conc - Concentration
Q - Qualifier
RL - Reporting Limit
MDL - Method Detection Limit
NS - No regulatory standard
<0.0022 - analyte not detected at the indicated laboratory reporting limit
U - Not detected at the indicated laboratory reporting limit
J - Estimated value (MDL<Conc<RL)
"- " - not analyzed
NY-RESC: New York NYCRR Part 375 Commercial Criteria, New York Restricted use Criteria per 6 NYCRR Part 375 Environmental Remediation Programs, effective December 14, 2006.
NY-RESER: New York NYCRR Part 375 Ecological Resources Criteria, New York Restricted use Criteria per 6 NYCRR Part 375 Part 375 Environmental Remediation Programs, effective December 14, 2006.
NY-RESGW: New York NYCRR Part 375 Groundwater Criteria, New York Restricted use Criteria per 6 NYCRR Part 375 Environmental Remediation Programs, effective December 14, 2006.
NY-RESI: New York NYCRR Part 375 Industrial Criteria, New York Restricted use Criteria per 6 NYCRR Part 375 Environmental Remediation Programs, effective December 14, 2006.
NY-RESR: New York NYCRR Part 375 Residential Criteria, New York Restricted use Criteria per 6 NYCRR Part 375 Environmental Remediation Programs, effective December 14, 2006.
NY-RESRR: New York NYCRR Part 375 Restricted-Residential Criteria, New York Restricted use Criteria per 6 NYCRR Part 375 Environmental Remediation Programs, effective December 14, 2006.
NY-UNRES: New York NYCRR Part 375 New York Unrestricted use Criteria per 6 NYCRR Part 375 Environmental Remediation Programs, effective December 14, 2006.
* Samples SB-01, and SB-04 through SB-07 were collected from below the basement floor; sample depths are from street level (Basement is 8.0' below street level)

Approved by: DKO 5/13/2022
CZ 5/13/22

Table 1C
Soil Sample Results Summary - PFAAs
43-45 Lafayette Avenue, Suffern Village, Rockland County, New York
Site No. C344085

ANALYTE	NY-RESC	NY-RESER	NY-RESGW	NY-RESI	NY-RESR	NY-RESRR	NY-UNRES	SB-01-12.0-12.5				SB-02-8.0-8.5				SB-03-12.0-12.5			
								Conc	Q	RL	MDL	Conc	Q	RL	MDL	Conc	Q	RL	MDL
PERFLUORINATED ALKYL ACIDS (PFAAs)																			
1H,1H,2H,2H-Perfluorodecanesulfonic Acid (8:2FTS)	NS	NS	NS	NS	NS	NS	NS	<0.000343	U	0.000597	0.000343	<0.000302	U	0.000525	0.000302	<0.000304	U	0.000529	0.000304
1H,1H,2H,2H-Perfluorooctanesulfonic Acid (6:2FTS)	NS	NS	NS	NS	NS	NS	NS	0.000243	J	0.000597	0.000214	<0.000188	U	0.000525	0.000188	<0.000190	U	0.000529	0.000190
N-Ethyl Perfluorooctanesulfonamidoacetic Acid (NEFOSAA)	NS	NS	NS	NS	NS	NS	NS	<0.000101	U	0.000597	0.000101	<0.000089	U	0.000525	0.000089	<0.000090	U	0.000529	0.000090
N-Methyl Perfluorooctanesulfonamidoacetic Acid (NMeFOSAA)	NS	NS	NS	NS	NS	NS	NS	<0.000241	U	0.000597	0.000241	<0.000212	U	0.000525	0.000212	<0.000213	U	0.000529	0.000213
Perfluorobutanesulfonic Acid (PFBS)	NS	NS	NS	NS	NS	NS	NS	<0.0000470	U	0.000299	0.0000470	<0.0000410	U	0.000263	0.0000410	<0.0000410	U	0.000265	0.0000410
Perfluorobutanoic Acid (PFBA)	NS	NS	NS	NS	NS	NS	NS	<0.0000270	U	0.000597	0.0000270	<0.0000240	U	0.000525	0.0000240	<0.0000240	U	0.000529	0.0000240
Perfluorodecanesulfonic Acid (PFDS)	NS	NS	NS	NS	NS	NS	NS	<0.000183	U	0.000597	0.000183	<0.000161	U	0.000525	0.000161	<0.000162	U	0.000529	0.000162
Perfluorodecanoic Acid (PFDA)	NS	NS	NS	NS	NS	NS	NS	<0.0000800	U	0.000299	0.0000800	<0.0000700	U	0.000263	0.0000700	<0.0000710	U	0.000265	0.0000710
Perfluorododecanoic Acid (PFDoA)	NS	NS	NS	NS	NS	NS	NS	<0.0000840	U	0.000597	0.0000840	<0.0000740	U	0.000525	0.0000740	<0.0000740	U	0.000529	0.0000740
Perfluoroheptanesulfonic Acid (PFHpS)	NS	NS	NS	NS	NS	NS	NS	<0.000163	U	0.000597	0.000163	<0.000143	U	0.000525	0.000143	<0.000144	U	0.000529	0.000144
Perfluoroheptanoic Acid (PFHpA)	NS	NS	NS	NS	NS	NS	NS	<0.0000540	U	0.000299	0.0000540	<0.0000470	U	0.000263	0.0000470	<0.0000480	U	0.000265	0.0000480
Perfluorohexanesulfonic Acid (PFHxS)	NS	NS	NS	NS	NS	NS	NS	<0.0000720	U	0.000299	0.0000720	<0.0000640	U	0.000263	0.0000640	<0.0000640	U	0.000265	0.0000640
Perfluorohexanoic Acid (PFHxA)	NS	NS	NS	NS	NS	NS	NS	<0.0000630	U	0.000597	0.0000630	<0.0000550	U	0.000525	0.0000550	<0.0000560	U	0.000529	0.0000560
Perfluorononanoic Acid (PFNA)	NS	NS	NS	NS	NS	NS	NS	<0.0000900	U	0.000299	0.0000900	<0.0000790	U	0.000263	0.0000790	<0.0000790	U	0.000265	0.0000790
Perfluorooctanesulfonamide (FOSA)	NS	NS	NS	NS	NS	NS	NS	<0.000117	U	0.000597	0.000117	<0.000103	U	0.000525	0.000103	<0.000104	U	0.000529	0.000104
Perfluorooctanesulfonic Acid (PFOS)	NS	NS	NS	NS	NS	NS	NS	0.000211	J	0.000299	0.000155	<0.000136	U	0.000263	0.000136	<0.000138	U	0.000265	0.000138
Perfluorooctanoic Acid (PFOA)	NS	NS	NS	NS	NS	NS	NS	<0.0000500	U	0.000299	0.0000500	<0.0000440	U	0.000263	0.0000440	<0.0000440	U	0.000265	0.0000440
Perfluoropentanoic Acid (PFPeA)	NS	NS	NS	NS	NS	NS	NS	<0.0000550	U	0.000597	0.0000550	<0.0000480	U	0.000525	0.0000480	<0.0000490	U	0.000529	0.0000490
Perfluorotetradecanoic Acid (PFTA)	NS	NS	NS	NS	NS	NS	NS	<0.0000650	U	0.000597	0.0000650	0.0000990	J	0.000525	0.0000570	0.0000990	J	0.000529	0.0000570
Perfluorotridecanoic Acid (PFTTDA)	NS	NS	NS	NS	NS	NS	NS	<0.000244	U	0.000597	0.000244	<0.000215	U	0.000525	0.000215	<0.000216	U	0.000529	0.000216
Perfluoroundecanoic Acid (PFUnA)	NS	NS	NS	NS	NS	NS	NS	<0.000056	U	0.000597	0.000056	<0.0000490	U	0.000525	0.0000490	<0.0000500	U	0.000529	0.0000500
PFOA/PFOS, Total	NS	NS	NS	NS	NS	NS	NS	0.000211	J	0.000299	0.0000500	<0.0000440	U	0.000263	0.0000440	<0.0000440	U	0.000265	0.0000440

Notes:

Units in milligrams per kilogram (mg/kg)

fbgs - feet below ground surface

Conc - Concentration

Q - Qualifier

RL - Reporting Limit

MDL - Method Detection Limit

NS - No regulatory standard

<0.00022 - analyte not detected at the indicated laboratory reporting limit

U - Not detected at the indicated laboratory reporting limit

J - Estimated value (MDL<Conc<RL)

F - The ratio of qualifier ion response to qualifier ion response falls outside of the laboratory criteria.

.- not analyzed

NY-RESC: New York NYCRR Part 375 Commercial Criteria, New York Restricted use Criteria per 6 NYCRR Part 375

Environmental Remediation Programs, effective December 14, 2006.

NY-RESER: New York NYCRR Part 375 Ecological Resources Criteria, New York Restricted use Criteria per 6 NYCRR Part 375

Part 375 Environmental Remediation Programs, effective December 14, 2006.

NY-RESGW: New York NYCRR Part 375 Groundwater Criteria, New York Restricted use Criteria per 6 NYCRR Part 375

Environmental Remediation Programs, effective December 14, 2006.

NY-RESI: New York NYCRR Part 375 Industrial Criteria, New York Restricted use Criteria per 6 NYCRR Part 375

Environmental Remediation Programs, effective December 14, 2006.

NY-RESR: New York NYCRR Part 375 Residential Criteria, New York Restricted use Criteria per 6 NYCRR Part 375

Environmental Remediation Programs, effective December 14, 2006.

NY-RESRR: New York NYCRR Part 375 Restricted-Residential Criteria, New York Restricted use Criteria per 6 NYCRR Part 375

Environmental Remediation Programs, effective December 14, 2006.

NY-UNRES: New York NYCRR Part 375 New York Unrestricted use Criteria per 6 NYCRR Part 375 Environmental

Remediation Programs, effective December 14, 2006.

* Samples SB-01, and SB-04 through SB-07 were collected from below the basement floor; sample depths

are from street level (Basement is 8.0' below street level)

Table 1C
Soil Sample Results Summary - PFAAs
43-45 Lafayette Avenue, Suffern Village, Rockland County, New York
Site No. C344085

ANALYTE	NY-RESC	NY-RESER	NY-RESGW	NY-RESI	NY-RESR	SAMPLE ID: SB-04-9.5-10.0				SAMPLE ID: SB-05-9.0-9.5				SAMPLE ID: SB-06-9.0-9.5							
						CONC				RL				CONC				RL			
						Q	Q	Q	Q	Q	Q	Q	Q	Q	Q	Q	Q	Q	Q	Q	Q
PERFLUORINATED ALKYL ACIDS (PFAAs)																					
1H,1H,2H,2H-Perfluorodecanesulfonic Acid (8:2FTS)	NS	NS	NS	NS	NS	NS	NS	NS	NS	<0.000308	U	0.000536	0.000308	<0.000328	U	0.000572	0.000328	<0.000337	U	0.000588	0.000337
1H,1H,2H,2H-Perfluorooctanesulfonic Acid (6:2FTS)	NS	NS	NS	NS	NS	NS	NS	NS	NS	<0.000193	U	0.000536	0.000193	<0.000205	U	0.000572	0.000205	<0.000211	U	0.000588	0.000211
N-Ethyl Perfluorooctanesulfonamidoacetic Acid (NElFOSAA)	NS	NS	NS	NS	NS	NS	NS	NS	NS	<0.000091	U	0.000536	0.000091	<0.000097	U	0.000572	0.000097	<0.000099	U	0.000588	0.000099
N-Methyl Perfluorooctanesulfonamidoacetic Acid (NMeFOSAA)	NS	NS	NS	NS	NS	NS	NS	NS	NS	<0.000216	U	0.000536	0.000216	<0.000231	U	0.000572	0.000231	<0.000237	U	0.000588	0.000237
Perfluorobutanesulfonic Acid (PFBS)	NS	NS	NS	NS	NS	NS	NS	NS	NS	<0.000042	U	0.000268	0.000042	<0.000045	U	0.000286	0.000045	<0.000046	U	0.000294	0.000046
Perfluorobutanoic Acid (PFBA)	NS	NS	NS	NS	NS	NS	NS	NS	NS	<0.000024	U	0.000536	0.000024	<0.000026	U	0.000572	0.000026	<0.000027	U	0.000588	0.000027
Perfluorodecanesulfonic Acid (PFDS)	NS	NS	NS	NS	NS	NS	NS	NS	NS	<0.000164	U	0.000536	0.000164	<0.000175	U	0.000572	0.000175	<0.000180	U	0.000588	0.000180
Perfluorodecanoic Acid (PFDA)	NS	NS	NS	NS	NS	NS	NS	NS	NS	<0.000072	U	0.000268	0.000072	<0.000077	U	0.000286	0.000077	<0.000079	U	0.000294	0.000079
Perfluorododecanoic Acid (PFDoA)	NS	NS	NS	NS	NS	NS	NS	NS	NS	<0.000075	U	0.000536	0.000075	<0.000080	U	0.000572	0.000080	<0.000082	U	0.000588	0.000082
Perfluoroheptanesulfonic Acid (PFHpS)	NS	NS	NS	NS	NS	NS	NS	NS	NS	<0.000146	U	0.000536	0.000146	<0.000156	U	0.000572	0.000156	<0.000160	U	0.000588	0.000160
Perfluoroheptanoic Acid (PFHpA)	NS	NS	NS	NS	NS	NS	NS	NS	NS	<0.000048	U	0.000268	0.000048	<0.000052	U	0.000286	0.000052	<0.000053	U	0.000294	0.000053
Perfluorohexanesulfonic Acid (PFHxS)	NS	NS	NS	NS	NS	NS	NS	NS	NS	<0.000065	U	0.000268	0.000065	<0.000069	U	0.000286	0.000069	<0.000071	U	0.000294	0.000071
Perfluorohexanoic Acid (PFHxA)	NS	NS	NS	NS	NS	NS	NS	NS	NS	<0.000056	U	0.000536	0.000056	<0.000060	U	0.000572	0.000060	<0.000062	U	0.000588	0.000062
Perfluorononanoic Acid (PFNA)	NS	NS	NS	NS	NS	NS	NS	NS	NS	<0.000081	U	0.000268	0.000081	<0.000086	U	0.000286	0.000086	<0.000088	U	0.000294	0.000088
Perfluorooctanesulfonamide (FOSA)	NS	NS	NS	NS	NS	NS	NS	NS	NS	<0.000105	U	0.000536	0.000105	<0.000112	U	0.000572	0.000112	<0.000115	U	0.000588	0.000115
Perfluorooctanesulfonic Acid (PFOS)	NS	NS	NS	NS	NS	NS	NS	NS	NS	<0.000139	U	0.000268	0.000139	<0.000149	U	0.000286	0.000149	<0.000153	U	0.000294	0.000153
Perfluorooctanoic Acid (PFOA)	NS	NS	NS	NS	NS	NS	NS	NS	NS	0.000055	J	0.000268	0.000055	<0.000048	U	0.000286	0.000048	<0.000049	U	0.000294	0.000049
Perfluoropentanoic Acid (PFPeA)	NS	NS	NS	NS	NS	NS	NS	NS	NS	<0.000049	U	0.000536	0.000049	<0.000053	U	0.000572	0.000053	<0.000054	U	0.000588	0.000054
Perfluorotetradecanoic Acid (PFTA)	NS	NS	NS	NS	NS	NS	NS	NS	NS	<0.000058	U	0.000536	0.000058	<0.000062	U	0.000572	0.000062	<0.000064	U	0.000588	0.000064
Perfluorotridecanoic Acid (PFTrDA)	NS	NS	NS	NS	NS	NS	NS	NS	NS	<0.000219	U	0.000536	0.000219	<0.000234	U	0.000572	0.000234	<0.000240	U	0.000588	0.000240
Perfluoroundecanoic Acid (PFUnA)	NS	NS	NS	NS	NS	NS	NS	NS	NS	<0.000050	U	0.000536	0.000050	<0.000054	U	0.000572	0.000054	<0.000055	U	0.000588	0.000055
PFOA/PFOS, Total	NS	NS	NS	NS	NS	NS	NS	NS	NS	0.000055	J	0.000268	0.000055	<0.000048	U	0.000286	0.000048	<0.000049	U	0.000294	0.000049

Notes:

Units in milligrams per kilogram (mg/kg)
fbgs - feet below ground surface
Conc - Concentration
Q - Qualifier
RL - Reporting Limit
MDL - Method Detection Limit
NS - No regulatory standard
<0.00022 - analyte not detected at the indicated laboratory reporting limit
U - Not detected at the indicated laboratory reporting limit
J - Estimated value (MDL<Conc<RL)
F - The ratio of quantifier ion response to qualifier ion response falls outside of the laboratory criteria.
"- not analyzed
NY-RESC: New York NYCRR Part 375 Commercial Criteria, New York Restricted use Criteria per 6 NYCRR Part 375 Environmental Remediation Programs, effective December 14, 2006.
NY-RESER: New York NYCRR Part 375 Ecological Resources Criteria, New York Restricted use Criteria per 6 NYCRR Part 375 Part 375 Environmental Remediation Programs, effective December 14, 2006.
NY-RESGW: New York NYCRR Part 375 Groundwater Criteria, New York Restricted use Criteria per 6 NYCRR Part 375 Environmental Remediation Programs, effective December 14, 2006.
NY-RESI: New York NYCRR Part 375 Industrial Criteria, New York Restricted use Criteria per 6 NYCRR Part 375 Environmental Remediation Programs, effective December 14, 2006.
NY-RESR: New York NYCRR Part 375 Residential Criteria, New York Restricted use Criteria per 6 NYCRR Part 375 Environmental Remediation Programs, effective December 14, 2006.
NY-RESRR: New York NYCRR Part 375 Restricted-Residential Criteria, New York Restricted use Criteria per 6 NYCRR Part 375 Environmental Remediation Programs, effective December 14, 2006.
NY-UNRES: New York NYCRR Part 375 New York Unrestricted use Criteria per 6 NYCRR Part 375 Environmental Remediation Programs, effective December 14, 2006.
* Samples SB-01, and SB-04 through SB-07 were collected from below the basement floor; sample depths are from street level (Basement is 8.0' below street level)

Table 1C
Soil Sample Results Summary - PFAAs
43-45 Lafayette Avenue, Suffern Village, Rockland County, New York
Site No. C344085

ANALYTE	NY-RESC	NY-RESER	NY-RESGW	NY-RESI	NY-RESR	NY-RESRR	NY-UNRES	SB-07-9.0-9.5				SB-08-7.0-7.5			
								SAMPLE ID:				SAMPLE MATRIX:			
								Conc	Q	RL	MDL	Conc	Q	RL	MDL
PERFLUORINATED ALKYL ACIDS (PFAAs)															
1H,1H,2H,2H-Perfluorodecanesulfonic Acid (8:2FTS)	NS	NS	NS	NS	NS	NS	NS	<0.000310	U	0.000540	0.000310	<0.000302	U	0.000527	0.000302
1H,1H,2H,2H-Perfluorooctanesulfonic Acid (6:2FTS)	NS	NS	NS	NS	NS	NS	NS	<0.000194	U	0.000540	0.000194	<0.000189	U	0.000527	0.000189
N-Ethyl Perfluorooctanesulfonamidoacetic Acid (NEtFOSAA)	NS	NS	NS	NS	NS	NS	NS	<0.0000910	U	0.000540	0.0000910	<0.000089	U	0.000527	0.000089
N-Methyl Perfluorooctanesulfonamidoacetic Acid (NMeFOSAA)	NS	NS	NS	NS	NS	NS	NS	<0.000218	U	0.000540	0.000218	<0.000212	U	0.000527	0.000212
Perfluorobutanesulfonic Acid (PFBS)	NS	NS	NS	NS	NS	NS	NS	<0.0000420	U	0.000270	0.0000420	<0.0000410	U	0.000263	0.0000410
Perfluorobutanoic Acid (PFBA)	NS	NS	NS	NS	NS	NS	NS	<0.0000250	U	0.000540	0.0000250	<0.0000240	U	0.000527	0.0000240
Perfluorodecanesulfonic Acid (PFDS)	NS	NS	NS	NS	NS	NS	NS	<0.000165	U	0.000540	0.000165	<0.000161	U	0.000527	0.000161
Perfluorodecanoic Acid (PFDA)	NS	NS	NS	NS	NS	NS	NS	<0.0000720	U	0.000270	0.0000720	<0.0000710	U	0.000263	0.0000710
Perfluorododecanoic Acid (PFDoA)	NS	NS	NS	NS	NS	NS	NS	<0.0000760	U	0.000540	0.000076	<0.0000740	U	0.000527	0.0000740
Perfluoroheptanesulfonic Acid (PFHpS)	NS	NS	NS	NS	NS	NS	NS	<0.000147	U	0.000540	0.000147	<0.000144	U	0.000527	0.000144
Perfluoroheptanoic Acid (PFHpA)	NS	NS	NS	NS	NS	NS	NS	<0.0000490	U	0.000270	0.0000490	<0.0000480	U	0.000263	0.0000480
Perfluorohexanesulfonic Acid (PFHxS)	NS	NS	NS	NS	NS	NS	NS	<0.0000650	U	0.000270	0.0000650	<0.0000640	U	0.000263	0.0000640
Perfluorohexanoic Acid (PFHxA)	NS	NS	NS	NS	NS	NS	NS	<0.0000570	U	0.000540	0.0000570	<0.0000550	U	0.000527	0.0000550
Perfluorononanoic Acid (PFNA)	NS	NS	NS	NS	NS	NS	NS	<0.0000810	U	0.000270	0.0000810	<0.0000790	U	0.000263	0.0000790
Perfluorooctanesulfonamide (FOSA)	NS	NS	NS	NS	NS	NS	NS	<0.000106	U	0.000540	0.000106	<0.000103	U	0.000527	0.000103
Perfluorooctanesulfonic Acid (PFOS)	NS	NS	NS	NS	NS	NS	NS	<0.000140	U	0.000270	0.000140	<0.000137	U	0.000263	0.000137
Perfluorooctanoic Acid (PFOA)	NS	NS	NS	NS	NS	NS	NS	0.000108	J	0.000270	0.0000450	0.0000490	JF	0.000263	0.0000440
Perfluoropentanoic Acid (PFPeA)	NS	NS	NS	NS	NS	NS	NS	<0.0000500	U	0.000540	0.0000500	<0.0000480	U	0.000527	0.0000480
Perfluorotetradecanoic Acid (PFTA)	NS	NS	NS	NS	NS	NS	NS	<0.0000580	U	0.000540	0.0000580	0.0000750	J	0.000527	0.0000570
Perfluorotridecanoic Acid (PFTDA)	NS	NS	NS	NS	NS	NS	NS	<0.000221	U	0.000540	0.000221	<0.000215	U	0.000527	0.000215
Perfluoroundecanoic Acid (PFUnA)	NS	NS	NS	NS	NS	NS	NS	<0.000051	U	0.000540	0.000051	<0.0000490	U	0.000527	0.0000490
PFOA/PFOS, Total	NS	NS	NS	NS	NS	NS	NS	0.000108	J	0.000270	0.000045	0.0000490	J	0.000263	0.0000440

Notes:

Units in milligrams per kilogram (mg/kg)
 fbgs - feet below ground surface
 Conc - Concentration
 Q - Qualifier
 RL - Reporting Limit
 MDL - Method Detection Limit
 NS - No regulatory standard
 <0.00022 - analyte not detected at the indicated laboratory reporting limit
 U - Not detected at the indicated laboratory reporting limit
 J - Estimated value (MDL<Conc<RL)
 F - The ratio of quantifier ion response to qualifier ion response falls outside of the laboratory criteria.
 "-" - not analyzed

NY-RESC: New York NYCRR Part 375 Commercial Criteria, New York Restricted use Criteria per 6 NYCRR Part 375 Environmental Remediation Programs, effective December 14, 2006.
 NY-RESER: New York NYCRR Part 375 Ecological Resources Criteria, New York Restricted use Criteria per 6 NYCRR Part 375 Part 375 Environmental Remediation Programs, effective December 14, 2006.
 NY-RESGW: New York NYCRR Part 375 Groundwater Criteria, New York Restricted use Criteria per 6 NYCRR Part 375 Environmental Remediation Programs, effective December 14, 2006.
 NY-RESI: New York NYCRR Part 375 Industrial Criteria, New York Restricted use Criteria per 6 NYCRR Part 375 Environmental Remediation Programs, effective December 14, 2006.
 NY-RESR: New York NYCRR Part 375 Residential Criteria, New York Restricted use Criteria per 6 NYCRR Part 375 Environmental Remediation Programs, effective December 14, 2006.
 NY-RESRR: New York NYCRR Part 375 Restricted-Residential Criteria, New York Restricted use Criteria per 6 NYCRR Part 375 Environmental Remediation Programs, effective December 14, 2006.
 NY-UNRES: New York NYCRR Part 375 New York Unrestricted use Criteria per 6 NYCRR Part 375 Environmental Remediation Programs, effective December 14, 2006.
 * Samples SB-01, and SB-04 through SB-07 were collected from below the basement floor; sample depths are from street level (Basement is 8.0' below street level)

Approved by: DKO 5/13/2022
 CZ 5/16/2022

Table 4D
Soil Sample Results Summary - Pesticides and PCBs
43-45 Lafayette Avenue, Suffern Village, Rockland County, New York
Project No. SO1241

ANALYTE	NY-RESC	NY-RESER	NY-RESGW	NY-RESI	NY-RESR	NY-RESRR	NY-UNRES	SAMPLE ID: SB-05-9.0-9.5				SAMPLE ID: SB-06-9.0-9.5				SAMPLE ID: SB-07-9.0-9.5				SAMPLE ID: SB-08-7.0-7.5			
								Conc	Q	RL	MDL	Conc	Q	RL	MDL	Conc	Q	RL	MDL	Conc	Q	RL	MDL
ORGANOCHLORINE PESTICIDES																							
4,4'-DDD	92	0.0033	14	180	2.6	13	0.0033	<0.000661 U	0.00185	0.000661	<0.000692 U	0.00194	0.000692	<0.000658 U	0.00184	0.000658	<0.000675 U	0.00189	0.000675				
4,4'-DDE	62	0.0033	17	120	1.8	8.9	0.0033	<0.000429 U	0.00185	0.000429	<0.000448 U	0.00194	0.000448	<0.000426 U	0.00184	0.000426	<0.000438 U	0.00189	0.000438				
4,4'-DDT	47	0.0033	136	94	1.7	7.9	0.0033	<0.00149 U	0.00348	0.00149	<0.00156 U	0.00364	0.00156	<0.00148 U	0.00346	0.00148	<0.00152 U	0.00355	0.00152				
Aldrin	0.68	0.14	0.19	1.4	0.019	0.097	0.005	<0.000653 U	0.00185	0.000653	<0.000683 U	0.00194	0.000683	<0.000649 U	0.00184	0.000649	<0.000667 U	0.00189	0.000667				
Alpha-BHC	3.4	0.04	0.02	6.8	0.097	0.48	0.02	<0.000219 U	0.000772	0.000219	<0.000230 U	0.000808	0.000230	<0.000218 U	0.000768	0.000218	<0.000224 U	0.000789	0.000224				
Beta-BHC	3	0.6	0.09	14	0.072	0.36	0.036	<0.000703 U	0.00185	0.000703	<0.000735 U	0.00194	0.000735	<0.000699 U	0.00184	0.000699	<0.000718 U	0.00189	0.000718				
Chlordane	NS	NS	NS	NS	NS	NS	NS	<0.00614 U	0.0154	0.00614	<0.00642 U	0.0162	0.00642	<0.00611 U	0.0154	0.00611	<0.00627 U	0.0158	0.00627				
cis-Chlordane	24	1.3	2.9	47	0.91	4.2	0.094	<0.000646 U	0.00232	0.000646	<0.000676 U	0.00242	0.000676	<0.000642 U	0.0023	0.000642	<0.000660 U	0.00237	0.000660				
Delta-BHC	500	0.04	0.25	1,000	100	100	0.04	<0.000363 U	0.00185	0.000363	<0.000380 U	0.00194	0.000380	<0.000361 U	0.00184	0.000361	<0.000371 U	0.00189	0.000371				
Dieldrin	1.4	0.006	0.1	2.8	0.039	0.2	0.005	<0.000579 U	0.00116	0.000579	<0.000606 U	0.00121	0.000606	<0.000576 U	0.00115	0.000576	<0.000592 U	0.00118	0.000592				
Endosulfan I	200	NS	102	920	4.8	24	2.4	<0.000438 U	0.00185	0.000438	<0.000458 U	0.00194	0.000458	<0.000436 U	0.00184	0.000436	<0.000447 U	0.00189	0.000447				
Endosulfan II	200	NS	102	920	4.8	24	2.4	<0.000620 U	0.00185	0.000620	<0.000648 U	0.00194	0.000648	<0.000616 U	0.00184	0.000616	<0.000633 U	0.00189	0.000633				
Endosulfan sulfate	200	NS	1,000	920	4.8	24	2.4	<0.000368 U	0.000772	0.000368	<0.000385 U	0.000808	0.000385	<0.000366 U	0.000768	0.000366	<0.000376 U	0.000789	0.000376				
Endrin	89	0.014	0.06	410	2.2	11	0.014	<0.000317 U	0.000772	0.000317	<0.000331 U	0.000808	0.000331	<0.000315 U	0.000768	0.000315	<0.000324 U	0.000789	0.000324				
Endrin aldehyde	NS	NS	NS	NS	NS	NS	NS	<0.000811 U	0.00232	0.000811	<0.000848 U	0.00242	0.000848	<0.000807 U	0.0023	0.000807	<0.000828 U	0.00237	0.000828				
Endrin ketone	NS	NS	NS	NS	NS	NS	NS	<0.000477 U	0.00185	0.000477	<0.000498 U	0.00194	0.000498	<0.000475 U	0.00184	0.000475	<0.000488 U	0.00189	0.000488				
Heptachlor	15	0.14	0.38	28	0.42	2.1	0.042	<0.000416 U	0.000927	0.000416	<0.000435 U	0.000908	0.000435	<0.000413 U	0.000922	0.000413	<0.000424 U	0.000947	0.000424				
Heptachlor epoxide	NS	NS	NS	NS	NS	NS	NS	<0.00104 U	0.00348	0.00104	<0.00109 U	0.00364	0.00109	<0.00104 U	0.00346	0.00104	<0.00106 U	0.00355	0.00106				
Lindane	9.2	6	0.1	23	0.28	1.3	0.1	<0.000345 U	0.000772	0.000345	<0.000361 U	0.000808	0.000361	<0.000344 U	0.000768	0.000344	<0.000353 U	0.000789	0.000353				
Methoxychlor	NS	NS	NS	NS	NS	NS	NS	<0.00108 U	0.00348	0.00108	<0.00113 U	0.00364	0.00113	<0.00108 U	0.00346	0.00108	<0.00110 U	0.00355	0.00110				
Toxaphene	NS	NS	NS	NS	NS	NS	NS	<0.00973 U	0.0348	0.00973	<0.0102 U	0.0364	0.0102	<0.00968 U	0.0346	0.00968	<0.00994 U	0.0355	0.00994				
trans-Chlordane	NS	NS	NS	NS	NS	NS	NS	<0.000612 U	0.00232	0.000612	<0.000640 U	0.00242	0.000640	<0.000609 U	0.0023	0.000609	<0.000625 U	0.00237	0.000625				
POLYCHLORINATED BIPHENYLS (PCBs)																							
Aroclor 1016	1	1	3.2	25	1	1	0.1	<0.00353 U	0.0398	0.00353	<0.00352 U	0.0397	0.00352	<0.00349 U	0.0393	0.00349	<0.00338 U	0.0381	0.00338				
Aroclor 1221	1	1	3.2	25	1	1	0.1	<0.00399 U	0.0398	0.00399	<0.00398 U	0.0397	0.00398	<0.00394 U	0.0393	0.00394	<0.00382 U	0.0381	0.00382				
Aroclor 1232	1	1	3.2	25	1	1	0.1	<0.00843 U	0.0398	0.00843	<0.00842 U	0.0397	0.00842	<0.00834 U	0.0393	0.00834	<0.00808 U	0.0381	0.00808				
Aroclor 1242	1	1	3.2	25	1	1	0.1	<0.00536 U	0.0398	0.00536	<0.00535 U	0.0397	0.00535	<0.00530 U	0.0393	0.00530	<0.00514 U	0.0381	0.00514				
Aroclor 1248	1	1	3.2	25	1	1	0.1	<0.00597 U	0.0398	0.00597	<0.00595 U	0.0397	0.00595	<0.00590 U	0.0393	0.00590	<0.00572 U	0.0381	0.00572				
Aroclor 1254	1	1	3.2	25	1	1	0.1	<0.00435 U	0.0398	0.00435	<0.00434 U	0.0397	0.00434	<0.00430 U	0.0393	0.00430	<0.00417 U	0.0381	0.00417				
Aroclor 1260	1	1	3.2	25	1	1	0.1	0.0186 J	0.0398	0.00735	<0.00734 U	0.0397	0.00734	<0.00727 U	0.0393	0.00727	<0.00704 U	0.0381	0.00704				
Aroclor 1262	1	1	3.2	25	1	1	0.1	<0.00505 U	0.0398	0.00505	<0.00504 U	0.0397	0.00504	<0.00500 U	0.0393	0.00500	<0.00484 U	0.0381	0.00484				
Aroclor 1268	1	1	3.2	25	1	1	0.1	<0.00412 U	0.0398	0.00412	<0.00411 U	0.0397	0.00411	<0.00408 U	0.0393	0.00408	<0.00395 U	0.0381	0.00395				
PCBs, Total	1	1	3.2	25	1	1	0.1	0.0186 J	0.0398	0.00353	<0.00352 U	0.0397	0.00352	<0.00349 U	0.0393	0.00349	<0.00338 U	0.0381	0.00338				

Notes:
Units in milligrams per kilogram (mg/kg)
fbgs - feet below ground surface
Conc - Concentration
Q - Qualifier
RL - Reporting Limit
MDL - Method Detection Limit
NS - No regulatory standard
<0.00022 - analyte not detected at the indicated laboratory reporting limit
U - Not detected at the indicated laboratory reporting limit
J - Estimated value (MDL<Conc<RL)
"- " - not analyzed

Bold results indicate an exceedance of a NYSDEC regulatory standard
NY-RESC: New York NYCRR Part 375 Commercial Criteria, New York Restricted use Criteria per 6 NYCRR Part 375 Environmental Remediation Programs, effective December 14, 2006.
NY-RESER: New York NYCRR Part 375 Ecological Resources Criteria, New York Restricted use Criteria per 6 NYCRR Part 375 Environmental Remediation Programs, effective December 14, 2006.
NY-RESGW: New York NYCRR Part 375 Groundwater Criteria, New York Restricted use Criteria per 6 NYCRR Part 375 Environmental Remediation Programs, effective December 14, 2006.
NY-RESI: New York NYCRR Part 375 Industrial Criteria, New York Restricted use Criteria per 6 NYCRR Part 375 Environmental Remediation Programs, effective December 14, 2006.
NY-RESR: New York NYCRR Part 375 Residential Criteria, New York Restricted use Criteria per 6 NYCRR Part 375 Environmental Remediation Programs, effective December 14, 2006.
NY-RESRR: New York NYCRR Part 375 Restricted-Residential Criteria, New York Restricted use Criteria per 6 NYCRR Part 375 Environmental Remediation Programs, effective December 14, 2006.
NY-UNRES: New York NYCRR Part 375 New York Unrestricted use Criteria per 6 NYCRR Part 375 Environmental Remediation Programs, effective December 14, 2006.

* Samples SB-01, and SB-04 through SB-07 were collected from below the basement floor; sample depths are from street level (Basement is 8.0' below street level)

Approved by: DKO 5/13/2022
CZ 5/16/2022

Table 1E
Soil Sample Results Summary - Metals
43-45 Lafayette Avenue, Suffern Village, Rockland County, New York
Site No. C344085

ANALYTE	CasNum	NY-RESC	NY-RESER	NY-RESGW	NY-RESI	NY-RESR	NY-RESRR	NY-UNRES	SB-01-12.0-12.5				SB-02-8.0-8.5				SB-03-12.0-12.5				SB-04-9.5-10.0							
									SAMPLE ID:				SAMPLE DATE:				SAMPLE DEPTH (fbgs):				SAMPLE MATRIX:							
									SB-01-12.0-12.5				1/13/2022				8.0-8.5				SOIL				SOIL			
									Conc	Q	RL	MDL	Conc	Q	RL	MDL	Conc	Q	RL	MDL	Conc	Q	RL	MDL				
TOTAL METALS																												
Aluminum, Total	7429-90-5	NS	NS	NS	NS	NS	NS	NS	11,200	9.52	2.57	8,840	9.02	2.43	8,380	9.26	2.50	15,400	43.4	11.7								
Antimony, Total	7440-36-0	NS	NS	NS	NS	NS	NS	NS	<0.362	U	4.76	0.362	0.965	J	4.51	0.342	0.732	J	4.63	0.352	<1.65	U	21.7	1.65				
Arsenic, Total	7440-38-2	16	13	16	16	16	16	13	5.51	0.952	0.198	4.48	0.902	0.188	2.74	0.926	0.193	4.42	4.34	0.902								
Barium, Total	7440-39-3	400	433	820	10,000	350	400	350	23.7	0.952	0.166	18.5	0.902	0.157	32.9	0.926	0.161	52.3	4.34	0.754								
Beryllium, Total	7440-41-7	590	10	47	2,700	14	72	7.2	0.495	0.476	0.031	0.604	0.451	0.0300	0.352	J	0.463	0.031	0.824	J	2.17	0.143						
Cadmium, Total	7440-43-9	9.3	4	7.5	60	2.5	4.3	2.5	0.495	J	0.952	0.093	0.884	J	0.902	0.088	0.63	J	0.926	0.091	0.607	J	4.34	0.425				
Calcium, Total	7440-70-2	NS	NS	NS	NS	NS	NS	NS	1,380	9.52	3.33	477	9.02	3.16	356	9.26	3.24	1,370	43.4	15.2								
Chromium, Total	7440-47-3	NS	NS	NS	NS	NS	NS	NS	15.3	0.952	0.091	11.2	0.902	0.087	11.5	0.926	0.0890	22.1	4.34	0.416								
Cobalt, Total	7440-48-4	NS	NS	NS	NS	NS	NS	NS	6.34	1.90	0.158	9.88	1.80	0.150	14.7	1.85	0.154	12.3	8.67	0.72								
Copper, Total	7440-50-8	270	50	1720	10,000	270	270	50	13.4	0.952	0.246	18.3	0.902	0.233	13.7	0.926	0.239	24.2	4.34	1.12								
Iron, Total	7439-89-6	NS	NS	NS	NS	NS	NS	NS	26,400	4.76	0.86	20,800	4.51	0.814	15,400	4.63	0.836	31,100	21.7	3.92								
Lead, Total	7439-92-1	1,000	63	450	3,900	400	400	63	8.59	4.76	0.255	10.2	4.51	0.242	11.9	4.63	0.248	15.9	J	21.7	1.16							
Magnesium, Total	7439-95-4	NS	NS	NS	NS	NS	NS	NS	3,100	9.52	1.47	2,780	9.02	1.39	3,360	9.26	1.43	5,420	43.4	6.68								
Manganese, Total	7439-96-5	10,000	1,600	2,000	10,000	2,000	2,000	1,600	453	0.952	0.151	374	0.902	0.143	229	0.926	0.147	961	4.34	0.689								
Mercury, Total	7439-97-6	2.8	0.18	0.73	5.7	0.81	0.81	0.18	<0.055	U	0.084	0.055	<0.0530	U	0.0810	0.0530	<0.0640	U	0.099	0.0640	<0.0480	U	0.0740	0.0480				
Nickel, Total	7440-02-0	310	30	130	10,000	140	310	30	14.1	2.38	0.23	18.1	2.25	0.218	18.3	2.31	0.224	33.4	10.8	1.05								
Potassium, Total	7440-09-7	NS	NS	NS	NS	NS	NS	NS	586	238	13.7	290	225	13.0	321	231	13.3	911	J	1080	62.4							
Selenium, Total	7782-49-2	1,500	3.9	4	6,800	36	180	3.9	<0.246	U	1.9	0.246	<0.233	U	1.80	0.233	<0.239	U	1.85	0.239	<1.12	U	8.67	1.12				
Silver, Total	7440-22-4	1,500	2	8.3	6,800	36	180	2	<0.269	U	0.952	0.269	<0.255	U	0.902	0.255	<0.262	U	0.926	0.262	<1.23	U	4.34	1.23				
Sodium, Total	7440-23-5	NS	NS	NS	NS	NS	NS	NS	275	190	3.00	396	180	2.84	250	185	2.92	348	J	867	13.6							
Thallium, Total	7440-28-0	NS	NS	NS	NS	NS	NS	NS	<0.300	U	1.9	0.300	<0.284	U	1.80	0.284	<0.292	U	1.85	0.292	<1.36	U	8.67	1.36				
Vanadium, Total	7440-62-2	NS	NS	NS	NS	NS	NS	NS	17.4	0.952	0.193	15.2	0.902	0.183	14.1	0.926	0.188	21.0	4.34	0.880								
Zinc, Total	7440-66-6	10,000	109	2,480	10,000	2,200	10,000	109	39.6	4.76	0.279	42.2	4.51	0.264	40.1	4.63	0.271	71.9	21.7	1.27								

Notes:

Units in milligrams per kilogram (mg/kg)
fbgs - feet below ground surface
Conc - Concentration
Q - Qualifier
RL - Reporting Limit
MDL - Method Detection Limit
NS - No regulatory standard
<0.00022 - analyte not detected at the indicated laboratory reporting limit
U - Not detected at the indicated laboratory reporting limit
J - Estimated value (MDL<Conc<RL)
"-" - not analyzed

Bold results indicate an exceedance of a NYSDEC regulatory standard

NY-RESC: New York NYCRR Part 375 Commercial Criteria, New York Restricted use Criteria per 6 NYCRR Part 375 Environmental Remediation Programs, effective December 14, 2006.
NY-RESER: New York NYCRR Part 375 Ecological Resources Criteria, New York Restricted use Criteria per 6 NYCRR Part 375 Part 375 Environmental Remediation Programs, effective December 14, 2006.
NY-RESGW: New York NYCRR Part 375 Groundwater Criteria, New York Restricted use Criteria per 6 NYCRR Part 375 Environmental Remediation Programs, effective December 14, 2006.
NY-RESI: New York NYCRR Part 375 Industrial Criteria, New York Restricted use Criteria per 6 NYCRR Part 375 Environmental Remediation Programs, effective December 14, 2006.
NY-RESR: New York NYCRR Part 375 Residential Criteria, New York Restricted use Criteria per 6 NYCRR Part 375 Environmental Remediation Programs, effective December 14, 2006.
NY-RESRR: New York NYCRR Part 375 Restricted-Residential Criteria, New York Restricted use Criteria per 6 NYCRR Part 375 Environmental Remediation Programs, effective December 14, 2006.
NY-UNRES: New York NYCRR Part 375 New York Unrestricted use Criteria per 6 NYCRR Part 375 Environmental Remediation Programs, effective December 14, 2006.

* **Samples SB-01, and SB-04 through SB-07 were collected from below the basement floor; sample depths are from street level (Basement is 8.0' below street level)**

Table 1E
Soil Sample Results Summary - Metals
43-45 Lafayette Avenue, Suffern Village, Rockland County, New York
Site No. C344085

ANALYTE	CasNum	NY-RESC	NY-RESER	NY-RESGW	NY-RESI	NY-RESR	NY-RESRR	NY-UNRES	SAMPLE ID: SB-05-9.0-9.5				SAMPLE ID: SB-06-9.0-9.5				SAMPLE ID: SB-07-9.0-9.5				SAMPLE ID: SB-08-7.0-7.5				
									SAMPLING DATE: 1/13/2022				SAMPLING DATE: 1/13/2022				SAMPLING DATE: 1/13/2022				SAMPLING DATE: 1/6/2022				
									SAMPLE DEPTH (fbgs): 9.0-9.5				SAMPLE DEPTH (fbgs): 9.0-9.5				SAMPLE DEPTH (fbgs): 9.0-9.5				SAMPLE DEPTH (fbgs): 7.0-7.5				
									SAMPLE MATRIX: SOIL				SAMPLE MATRIX: SOIL				SAMPLE MATRIX: SOIL				SAMPLE MATRIX: SOIL				
									Conc	Q	RL	MDL	Conc	Q	RL	MDL	Conc	Q	RL	MDL	Conc	Q	RL	MDL	
TOTAL METALS																									
Aluminum, Total	7429-90-5	NS	NS	NS	NS	NS	NS	NS	9,660				10,000	9.32	2.52		8,960	8.89	2.40		7,960	9.41	2.54		
Antimony, Total	7440-36-0	NS	NS	NS	NS	NS	NS	NS	<0.862	U	11.3	0.862	<0.354	U	4.66	0.354	<0.338	U	4.45	0.338	0.583	J	4.70	0.358	
Arsenic, Total	7440-38-2	16	13	16	16	16	16	13	1.95	J	2.27	0.472	1.92	0.932	0.194		3.83	0.889	0.185		2.46	0.941	0.196		
Barium, Total	7440-39-3	400	433	820	10,000	350	400	350	78.9		2.27	0.395	23.4	0.932	0.162		33.2	0.889	0.155		49.4	0.941	0.164		
Beryllium, Total	7440-41-7	590	10	47	2,700	14	72	7.2	0.658	J	1.13	0.075	0.280	J	0.466	0.0310	0.462	0.445	0.029		0.527	0.47	0.0310		
Cadmium, Total	7440-43-9	9.3	4	7.5	60	2.5	4.3	2.5	0.227	J	2.27	0.222	0.252	J	0.932	0.091	0.347	J	0.889	0.087	0.640	J	0.941	0.0920	
Calcium, Total	7440-70-2	NS	NS	NS	NS	NS	NS	NS	2,000		22.7	7.94	806	9.32	3.26		1,080	8.89	3.11		4,520	9.41	3.29		
Chromium, Total	7440-47-3	NS	NS	NS	NS	NS	NS	NS	13.6		2.27	0.218	13.2	0.932	0.09		11.3	0.889	0.085		7.82	0.941	0.0900		
Cobalt, Total	7440-48-4	NS	NS	NS	NS	NS	NS	NS	6.56		4.54	0.377	3.54	1.86	0.155		6.66	1.78	0.148		6.24	1.88	0.156		
Copper, Total	7440-50-8	270	50	1720	10,000	270	270	50	21.4		2.27	0.585	15.7	0.932	0.24		15.8	0.889	0.229		12.8	0.941	0.243		
Iron, Total	7439-89-6	NS	NS	NS	NS	NS	NS	NS	14,700		11.3	2.05	14,200	4.66	0.842		17,300	4.45	0.803		11,900	4.70	0.850		
Lead, Total	7439-92-1	1,000	63	450	3,900	400	400	63	7.03	J	11.3	0.608	11.9	4.66	0.25		8.84	4.45	0.238		118	4.70	0.252		
Magnesium, Total	7439-95-4	NS	NS	NS	NS	NS	NS	NS	2,820		22.7	3.49	1,880	9.32	1.44		2,620	8.89	1.37		1,990	9.41	1.45		
Manganese, Total	7439-96-5	10,000	1,600	2,000	10,000	2,000	2,000	1,600	91.3		2.27	0.361	74.1	0.932	0.148		316	0.889	0.141		450	0.941	0.15		
Mercury, Total	7439-97-6	2.8	0.18	0.73	5.7	0.81	0.81	0.18	<0.0600	U	0.0920	0.0600	<0.0540	U	0.0820	0.0540	<0.0500	U	0.0760	0.0500	0.104	0.0890	0.0580		
Nickel, Total	7440-02-0	310	30	130	10,000	140	310	30	14.2		5.67	0.549	8.26	2.33	0.226		13.7	2.22	0.215		11.3	2.35	0.228		
Potassium, Total	7440-09-7	NS	NS	NS	NS	NS	NS	NS	512	J	567	32.7	449	233	13.4		478	222	12.8		392	235	13.5		
Selenium, Total	7782-49-2	1,500	3.9	4	6,800	36	180	3.9	<0.585	U	4.54	0.585	<0.240	U	1.86	0.240	<0.229	U	1.78	0.229	<0.243	U	1.88	0.243	
Silver, Total	7440-22-4	1,500	2	8.3	6,800	36	180	2	<0.642	U	2.27	0.642	<0.264	U	0.932	0.264	<0.252	U	0.889	0.252	<0.266	U	0.941	0.266	
Sodium, Total	7440-23-5	NS	NS	NS	NS	NS	NS	NS	256	J	454	7.15	151	J	186	2.94	178	178	2.80		457	188	2.96		
Thallium, Total	7440-28-0	NS	NS	NS	NS	NS	NS	NS	<0.715	U	4.54	0.715	<0.294	U	1.86	0.294	<0.280	U	1.78	0.280	<0.296	U	1.88	0.296	
Vanadium, Total	7440-62-2	NS	NS	NS	NS	NS	NS	NS	14.7		2.27	0.461	20.4	0.932	0.189		16.7	0.889	0.180		13.8	0.941	0.191		
Zinc, Total	7440-66-6	10,000	109	2,480	10,000	2,200	10,000	109	53.1		11.3	0.665	40.0	4.66	0.273		36.9	4.45	0.260		110	4.7	0.276		

Notes:

Units in milligrams per kilogram (mg/kg)
fbgs - feet below ground surface
Conc - Concentration
Q - Qualifier
RL - Reporting Limit
MDL - Method Detection Limit
NS - No regulatory standard
<0.00022 - analyte not detected at the indicated laboratory reporting limit
U - Not detected at the indicated laboratory reporting limit
J - Estimated value (MDL<Conc<RL)
"- " - not analyzed

Bold results indicate an exceedance of a NYSDEC regulatory standard

NY-RESC: New York NYCRR Part 375 Commercial Criteria, New York Restricted use Criteria per 6 NYCRR Part 375 Environmental Remediation Programs, effective December 14, 2006.
NY-RESER: New York NYCRR Part 375 Ecological Resources Criteria, New York Restricted use Criteria per 6 NYCRR Part 375 Part 375 Environmental Remediation Programs, effective December 14, 2006.
NY-RESGW: New York NYCRR Part 375 Groundwater Criteria, New York Restricted use Criteria per 6 NYCRR Part 375 Environmental Remediation Programs, effective December 14, 2006.
NY-RESI: New York NYCRR Part 375 Industrial Criteria, New York Restricted use Criteria per 6 NYCRR Part 375 Environmental Remediation Programs, effective December 14, 2006.
NY-RESR: New York NYCRR Part 375 Residential Criteria, New York Restricted use Criteria per 6 NYCRR Part 375 Environmental Remediation Programs, effective December 14, 2006.
NY-RESRR: New York NYCRR Part 375 Restricted-Residential Criteria, New York Restricted use Criteria per 6 NYCRR Part 375 Environmental Remediation Programs, effective December 14, 2006.
NY-UNRES: New York NYCRR Part 375 New York Unrestricted use Criteria per 6 NYCRR Part 375 Environmental Remediation Programs, effective December 14, 2006.

* Samples SB-01, and SB-04 through SB-07 were collected from below the basement floor; sample depths are from street level (Basement is 8.0' below street level)

Approved by: DKO 5/13/2022
CZ 5/16/2022

Table 2
Monitoring Well Summary
43-45 Lafayette Avenue, Suffern Village, Rockland County, New York
Site No. C344085

Monitoring Well ID	PID readings (ppm) 04/14/2022	Northing (Y)	Easting (X)	TD (ft bgs) 04/14/2022	DTW (ft bgs) 04/14/2022	TIC Elevation (ft amsl)	Groundwater Elevation (ft amsl) 04/14/2022
MW-1	0.0	831579.03	587815.83	34.50	29.96	298.64	268.68
MW-2	1.2	831510.43	587812.10	34.70	25.70	297.33	271.63

NOTES:

PID - Photoionization Detector

ppm - parts per million

TD - Total Well Depth

DTW - Depth to Water

TIC - Top of Inner Casing

ft bgs - feet below ground surface

ft amsl - feet above mean sea level

VOC - Volatile Organic Compounds

XY US Survey Feet

Table 2A
Groundwater Sample Results Summary - VOCs
43-45 Lafayette Avenue, Suffern Village, Rockland County, New York
Site No. C344085

ANALYTE	SAMPLE ID:		MW-1				MW-2			
	SAMPLING DATE:		4/14/2022				4/14/2022			
	SAMPLE MATRIX:		WATER				WATER			
	NY-AWQS	Conc	Q	RL	MDL	Conc	Q	RL	MDL	
VOLATILE ORGANIC COMPOUNDS (VOCs)										
Methylene chloride	5	ND		2.5	0.70	ND		2.5	0.70	
1,1-Dichloroethane	5	ND		2.5	0.70	ND		2.5	0.70	
Chloroform	7	ND		2.5	0.70	ND		2.5	0.70	
Carbon tetrachloride	5	ND		0.50	0.13	ND		0.50	0.13	
1,2-Dichloropropane	1	ND		1.0	0.14	ND		1.0	0.14	
Dibromochloromethane	50	ND		0.50	0.15	ND		0.50	0.15	
1,1,2-Trichloroethane	1	ND		1.5	0.50	ND		1.5	0.50	
Tetrachloroethene	5	ND		0.50	0.18	0.18	J	0.50	0.18	
Chlorobenzene	5	ND		2.5	0.70	ND		2.5	0.70	
Trichlorofluoromethane	5	ND		2.5	0.70	ND		2.5	0.70	
1,2-Dichloroethane	0.6	ND		0.50	0.13	ND		0.50	0.13	
1,1,1-Trichloroethane	5	ND		2.5	0.70	ND		2.5	0.70	
Bromodichloromethane	50	ND		0.50	0.19	ND		0.50	0.19	
trans-1,3-Dichloropropene	0.4	ND		0.50	0.16	ND		0.50	0.16	
cis-1,3-Dichloropropene	0.4	ND		0.50	0.14	ND		0.50	0.14	
1,3-Dichloropropene, Total	NS	ND		0.50	0.14	ND		0.50	0.14	
1,1-Dichloropropene	5	ND		2.5	0.70	ND		2.5	0.70	
Bromoform	50	ND		2.0	0.65	ND		2.0	0.65	
1,1,1,2-Tetrachloroethane	5	ND		0.50	0.17	ND		0.50	0.17	
Benzene	1	ND		0.50	0.16	ND		0.50	0.16	
Toluene	5	ND		2.5	0.70	ND		2.5	0.70	
Ethylbenzene	5	ND		2.5	0.70	ND		2.5	0.70	
Chloromethane	NS	ND		2.5	0.70	ND		2.5	0.70	
Bromomethane	5	ND		2.5	0.70	ND		2.5	0.70	
Vinyl chloride	2	ND		1.0	0.070	ND		1.0	0.070	
Chloroethane	5	ND		2.5	0.70	ND		2.5	0.70	
1,1-Dichloroethene	5	ND		0.50	0.17	ND		0.50	0.17	
trans-1,2-Dichloroethene	5	ND		2.5	0.70	ND		2.5	0.70	
Trichloroethene	5	ND		0.50	0.18	ND		0.5	0.18	
1,2-Dichlorobenzene	3	ND		2.5	0.70	ND		2.5	0.70	
1,3-Dichlorobenzene	3	ND		2.5	0.70	ND		2.5	0.70	
1,4-Dichlorobenzene	3	ND		2.5	0.70	ND		2.5	0.70	
Methyl tert butyl ether	10	ND		2.5	0.70	ND		2.5	0.70	
p/m-Xylene	5	ND		2.5	0.70	ND		2.5	0.70	
o-Xylene	5	ND		2.5	0.70	ND		2.5	0.70	
Xylenes, Total	NS	ND		2.5	0.70	ND		2.5	0.70	
cis-1,2-Dichloroethene	5	ND		2.5	0.70	ND		2.5	0.70	
1,2-Dichloroethene, Total	NS	ND		2.5	0.70	ND		2.5	0.70	
Dibromomethane	5	ND		5.0	1.0	ND		5.0	1.0	
1,2,3-Trichloropropane	0.04	ND		2.5	0.70	ND		2.5	0.70	
Acrylonitrile	5	ND		5.0	1.5	ND		5.0	1.5	
Styrene	5	ND		2.5	0.70	ND		2.5	0.70	
Dichlorodifluoromethane	5	ND		5.0	1.0	ND		5.0	1.0	
Acetone	50	ND		5.0	1.5	ND		5.0	1.5	
Carbon disulfide	60	ND		5.0	1.0	ND		5.0	1.0	
2-Butanone	50	ND		5.0	1.9	ND		5.0	1.9	
Vinyl acetate	NS	ND		5.0	1.0	ND		5.0	1.0	
4-Methyl-2-pentanone	NS	ND		5.0	1.0	ND		5.0	1.0	
2-Hexanone	50	ND		5.0	1.0	ND		5.0	1.0	
Bromochloromethane	5	ND		2.5	0.70	ND		2.5	0.70	
2,2-Dichloropropane	5	ND		2.5	0.70	ND		2.5	0.70	
1,2-Dibromoethane	0.0006	ND		2.0	0.65	ND		2.0	0.65	
1,3-Dichloropropane	5	ND		2.5	0.70	ND		2.5	0.70	
1,1,1,2-Tetrachloroethane	5	ND		2.5	0.70	ND		2.5	0.70	
Bromobenzene	5	ND		2.5	0.70	ND		2.5	0.70	
n-Butylbenzene	5	ND		2.5	0.70	ND		2.5	0.70	
sec-Butylbenzene	5	ND		2.5	0.70	ND		2.5	0.70	
tert-Butylbenzene	5	ND		2.5	0.70	ND		2.5	0.70	
o-Chlorotoluene	5	ND		2.5	0.70	ND		2.5	0.70	
p-Chlorotoluene	5	ND		2.5	0.70	ND		2.5	0.70	
1,2-Dibromo-3-chloropropane	0.04	ND		2.5	0.70	ND		2.5	0.70	

Table 2A
Groundwater Sample Results Summary - VOCs
43-45 Lafayette Avenue, Suffern Village, Rockland County, New York
Site No. C344085

ANALYTE	SAMPLE ID:	MW-1				MW-2			
	SAMPLING DATE:	4/14/2022				4/14/2022			
	SAMPLE MATRIX:	WATER				WATER			
	NY-AWQS	Conc	Q	RL	MDL	Conc	Q	RL	MDL
Hexachlorobutadiene	0.5	ND		2.5	0.70	ND		2.5	0.70
Isopropylbenzene	5	ND		2.5	0.70	ND		2.5	0.70
p-Isopropyltoluene	5	ND		2.5	0.70	ND		2.5	0.70
Naphthalene	10	ND		2.5	0.70	ND		2.5	0.70
n-Propylbenzene	5	ND		2.5	0.70	ND		2.5	0.70
1,2,3-Trichlorobenzene	5	ND		2.5	0.70	ND		2.5	0.70
1,2,4-Trichlorobenzene	5	ND		2.5	0.70	ND		2.5	0.70
1,3,5-Trimethylbenzene	5	ND		2.5	0.70	ND		2.5	0.70
1,2,4-Trimethylbenzene	5	ND		2.5	0.70	ND		2.5	0.70
1,4-Dioxane	NS	ND		250	61	ND		250	61
p-Diethylbenzene	NS	ND		2.0	0.70	ND		2.0	0.70
p-Ethyltoluene	NS	ND		2.0	0.70	ND		2.0	0.70
1,2,4,5-Tetramethylbenzene	5	ND		2.0	0.54	ND		2.0	0.54
Ethyl ether	NS	ND		2.5	0.70	ND		2.5	0.70
trans-1,4-Dichloro-2-butene	5	ND		2.5	0.70	ND		2.5	0.70
Total VOCs	NS	ND		-	-	0.18	-	-	-
VOLATILE ORGANIC COMPOUNDS (VOCs) - TICs									
Unknown	NS	ND		-	-	1.32	J	0	0
No Tentatively Identified Compounds	NS	ND		0	0	-		-	-
Total TIC Compounds	NS	ND		-	-	1.32	J	0	0
1,4 DIOXANE BY 8270D-SIM									
1,4-Dioxane	0.35	ND		0.144	0.0326	ND		0.139	0.0314

Notes:

Units in micrograms per liter (ug/L)

Conc - Concentration

Q - Qualifier

RL - Reporting Limit

MDL - Method Detection Limit

NS - No NY Regulatory Standard

ND - Analyte not detected at the indicated laboratory reporting limit

J - Estimated value (MDL<Conc<RL)

Italicized results indicate an analyte that was not detected, but had an elevated RL above an NY Regulatory Standard due to sample dilution due to the presence of target analytes that exceeded the calibration range

NY-AWQS: NY - New York TOGS 111 Ambient Water Quality Standards criteria reflects all addendum to criteria updated June 2021

Approved by: DKO 5/16/2022
CZ 5/17/2022

Table 2B
Groundwater Sample Results Summary - SVOCs
43-45 Lafayette Avenue, Suffern Village, Rockland County, New York
Site No. C344085

ANALYTE	SAMPLE ID:	MW-1				MW-2			
	SAMPLING DATE:	4/14/2022				4/14/2022			
	SAMPLE MATRIX:	WATER				WATER			
	NY-AWQS	Conc	Q	RL	MDL	Conc	Q	RL	MDL
SEMIVOLATILE ORGANIC COMPOUNDS (SVOCs)									
1,2,4-Trichlorobenzene	5	ND		5.0	0.50	ND		5.0	0.50
Bis(2-chloroethyl)ether	1	ND		2.0	0.50	ND		2.0	0.50
1,2-Dichlorobenzene	3	ND		2.0	0.45	ND		2.0	0.45
1,3-Dichlorobenzene	3	ND		2.0	0.40	ND		2.0	0.40
1,4-Dichlorobenzene	3	ND		2.0	0.43	ND		2.0	0.43
3,3'-Dichlorobenzidine	5	ND		5.0	1.6	ND		5.0	1.6
2,4-Dinitrotoluene	5	ND		5.0	1.2	ND		5.0	1.2
2,6-Dinitrotoluene	5	ND		5.0	0.93	ND		5.0	0.93
4-Chlorophenyl phenyl ether	NS	ND		2.0	0.49	ND		2.0	0.49
4-Bromophenyl phenyl ether	NS	ND		2.0	0.38	ND		2.0	0.38
Bis(2-chloroisopropyl)ether	5	ND		2.0	0.53	ND		2.0	0.53
Bis(2-chloroethoxy)methane	5	ND		5.0	0.50	ND		5.0	0.50
Hexachlorocyclopentadiene	5	ND		20	0.69	ND		20	0.69
Isophorone	50	ND		5.0	1.2	ND		5.0	1.2
Nitrobenzene	0.4	ND		2.0	0.77	ND		2.0	0.77
NDPA/DPA	50	ND		2.0	0.42	ND		2.0	0.42
n-Nitrosodi-n-propylamine	NS	ND		5.0	0.64	ND		5.0	0.64
Bis(2-ethylhexyl)phthalate	5	ND		3.0	1.5	2.2	J	3.0	1.5
Butyl benzyl phthalate	50	ND		5.0	1.2	ND		5.0	1.2
Di-n-butylphthalate	50	ND		5.0	0.39	ND		5.0	0.39
Di-n-octylphthalate	50	ND		5.0	1.3	ND		5.0	1.3
Diethyl phthalate	50	ND		5.0	0.38	ND		5.0	0.38
Dimethyl phthalate	50	ND		5.0	1.8	ND		5.0	1.8
Biphenyl	NS	ND		2.0	0.46	ND		2.0	0.46
4-Chloroaniline	5	ND		5.0	1.1	ND		5.0	1.1
2-Nitroaniline	5	ND		5.0	0.50	ND		5.0	0.50
3-Nitroaniline	5	ND		5.0	0.81	ND		5.0	0.81
4-Nitroaniline	5	ND		5.0	0.80	ND		5.0	0.80
Dibenzofuran	NS	ND		2.0	0.50	ND		2.0	0.50
1,2,4,5-Tetrachlorobenzene	5	ND		10	0.44	ND		10	0.44
Acetophenone	NS	1.7	J	5.0	0.53	0.66	J	5.0	0.53
2,4,6-Trichlorophenol	NS	ND		5.0	0.61	ND		5.0	0.61
p-Chloro-m-cresol	NS	ND		2.0	0.35	ND		2.0	0.35
2-Chlorophenol	NS	ND		2.0	0.48	ND		2.0	0.48
2,4-Dichlorophenol	1	ND		5.0	0.41	ND		5.0	0.41
2,4-Dimethylphenol	50	ND		5.0	1.8	ND		5.0	1.8
2-Nitrophenol	NS	ND		10	0.85	ND		10	0.85
4-Nitrophenol	NS	ND		10	0.67	ND		10	0.67
2,4-Dinitrophenol	10	ND		20	6.6	ND		20	6.6
4,6-Dinitro-o-cresol	NS	ND		10	1.8	ND		10	1.8
Phenol	1	ND		5.0	0.57	ND		5.0	0.57
2-Methylphenol	NS	ND		5.0	0.49	ND		5.0	0.49
3-Methylphenol/4-Methylphenol	NS	ND		5.0	0.48	ND		5.0	0.48
2,4,5-Trichlorophenol	NS	ND		5.0	0.77	ND		5.0	0.77
Benzoic Acid	NS	ND		50	2.6	ND		50	2.6
Benzyl Alcohol	NS	ND		2.0	0.59	ND		2.0	0.59
Carbazole	NS	ND		2.0	0.49	ND		2.0	0.49
Total SVOCs	NS	1.7	-	-	-	2.86	-	-	-
SEMIVOLATILE ORGANIC COMPOUNDS (SVOCs) - SIM									
Acenaphthene	20	ND		0.10	0.01	ND		0.10	0.01
2-Chloronaphthalene	10	ND		0.20	0.02	ND		0.20	0.02
Fluoranthene	50	ND		0.10	0.02	ND		0.10	0.02
Hexachlorobutadiene	0.5	ND		0.50	0.05	ND		0.50	0.05
Naphthalene	10	0.09	J	0.10	0.05	0.09	J	0.10	0.05
Benzo(a)anthracene	0.002	0.03	J	0.10	0.02	0.03	J	0.10	0.02
Benzo(a)pyrene	0	ND		0.10	0.02	ND		0.10	0.02
Benzo(b)fluoranthene	0.002	ND		0.10	0.01	0.02	J	0.10	0.01
Benzo(k)fluoranthene	0.002	ND		0.10	0.01	0.01	J	0.10	0.01
Chrysene	0.002	0.02	J	0.10	0.01	0.02	J	0.10	0.01
Acenaphthylene	NS	ND		0.10	0.01	ND		0.10	0.01
Anthracene	50	0.02	J	0.10	0.01	0.03	J	0.10	0.01

Table 2B
Groundwater Sample Results Summary - SVOCs
43-45 Lafayette Avenue, Suffern Village, Rockland County, New York
Site No. C344085

ANALYTE	SAMPLE ID:	MW-1				MW-2			
	SAMPLING DATE:	4/14/2022				4/14/2022			
	SAMPLE MATRIX:	WATER				WATER			
	NY-AWQS	Conc	Q	RL	MDL	Conc	Q	RL	MDL
Benzo(ghi)perylene	NS	ND		0.10	0.01	ND		0.10	0.01
Fluorene	50	0.08	J	0.10	0.01	0.09	J	0.10	0.01
Phenanthrene	50	0.16		0.10	0.02	0.15		0.10	0.02
Dibenzo(a,h)anthracene	NS	ND		0.10	0.01	ND		0.10	0.01
Indeno(1,2,3-cd)pyrene	0.002	<i>ND</i>		<i>0.10</i>	<i>0.01</i>	<i>ND</i>		<i>0.10</i>	<i>0.01</i>
Pyrene	50	ND		0.10	0.02	0.03	J	0.10	0.02
2-Methylnaphthalene	NS	0.06	J	0.10	0.02	0.08	J	0.10	0.02
Pentachlorophenol	1	ND		0.80	0.01	ND		0.80	0.01
Hexachlorobenzene	0.04	<i>ND</i>		<i>0.80</i>	<i>0.01</i>	<i>ND</i>		<i>0.80</i>	<i>0.01</i>
Hexachloroethane	5	ND		0.80	0.06	ND		0.80	0.06
Total SVOCs	NS	0.46	-	-	-	0.55	-	-	-
SEMIVOLATILE ORGANIC COMPOUNDS (SVOCs) - TICs									
Unknown	NS	ND		-	-	1.53	J	0	0
Unknown	NS	2.94	JB	0	0	ND	-	-	-
Unknown	NS	ND		-	-	7.49	J	0	0
Unknown Organic Acid	NS	1.78	J	0	0	ND	-	-	-
Unknown	NS	ND		-	-	1.78	J	0	0
Unknown	NS	ND		-	-	5.6	J	0	0
Unknown	NS	ND		-	-	6.73	J	0	0
Unknown	NS	ND		-	-	2.87	J	0	0
Unknown	NS	ND		-	-	4.94	J	0	0
Unknown	NS	ND		-	-	1.53	J	0	0
Unknown	NS	ND		-	-	4.69	J	0	0
Unknown	NS	ND		-	-	21.5	JB	0	0
Unknown	NS	ND		-	-	2.69	J	0	0
Unknown	NS	ND		-	-	5.02	J	0	0
Unknown	NS	ND		-	-	3.53	J	0	0
Unknown	NS	ND		-	-	1.85	J	0	0
Unknown Alkane	NS	ND		-	-	ND		-	-
Unknown Alkane	NS	ND		-	-	ND		-	-
Unknown Organic Acid	NS	ND		-	-	14.1	J	0	0
Unknown Organic Acid	NS	ND		-	-	14.3	J	0	0
Unknown Organic Acid	NS	ND		-	-	8.62	J	0	0
Unknown Siloxane	NS	ND		-	-	1.49	J	0	0
Total TIC Compounds	NS	4.72	J	0	0	110	J	0	0

Notes:

Units in micrograms per liter (ug/L)

Conc - Concentration

Q - Qualifier

RL - Reporting Limit

MDL - Method Detection Limit

NS - No NY Regulatory Standard

ND - Analyte not detected at the indicated laboratory reporting limit

J - Estimated value (MDL<Conc<RL)

B - The analyte was detected above the reporting limit in the associated method blank

Italicized results indicate an analyte that was not detected, but had an elevated RL above an NY Regulatory Standard due to sample dilution due to the presence of target analytes that exceeded the calibration range

Bold results indicate an exceedance of an NY regulatory standard

NY-AWQS: NY - New York TOGS 111 Ambient Water Quality Standards criteria reflects all addendum to criteria updated June 2021

Approved by: DKO 5/16/2022
CZ 5/17/2022

Table 2C
Groundwater Sample Results Summary - PFAAs
43-45 Lafayette Avenue, Suffern Village, Rockland County, New York
Site No. C344085

ANALYTE	SAMPLE ID:	MW-1				MW-2			
	SAMPLING DATE:	4/14/2022				4/14/2022			
	SAMPLE MATRIX:	WATER				WATER			
	NY-AWQS	Conc	Q	RL	MDL	Conc	Q	RL	MDL
PERFLUORINATED ALKYL ACIDS (PFAAs)									
Perfluorobutanoic Acid (PFBA)	NS	0.00471		0.00184	0.000375	0.00476		0.00177	0.000361
Perfluoropentanoic Acid (PFPeA)	NS	0.00668		0.00184	0.000364	0.00588		0.00177	0.000350
Perfluorobutanesulfonic Acid (PFBS)	NS	0.00780		0.00184	0.000219	0.00669		0.00177	0.000210
Perfluorohexanoic Acid (PFHxA)	NS	0.00616		0.00184	0.000302	0.00529		0.00177	0.000290
Perfluoroheptanoic Acid (PFHpA)	NS	0.00473		0.00184	0.000207	0.00373		0.00177	0.000199
Perfluorohexanesulfonic Acid (PFHxS)	NS	0.00410		0.00184	0.000346	0.00273		0.00177	0.000333
Perfluorooctanoic Acid (PFOA)	0.0067	0.0138		0.00184	0.000217	0.0126		0.00177	0.000209
1H,1H,2H,2H-Perfluorooctanesulfonic Acid (6:2F7S)	NS	0.00162	J	0.00184	0.00122	0.0015	J	0.00177	0.00118
Perfluoroheptanesulfonic Acid (PFHpS)	NS	ND		0.00184	0.000633	ND		0.00177	0.000609
Perfluorononanoic Acid (PFNA)	NS	0.00242		0.00184	0.000287	0.00207		0.00177	0.000276
Perfluorooctanesulfonic Acid (PFOS)	0.27	0.0204	F	0.00184	0.000464	0.0142	F	0.00177	0.000446
Perfluorodecanoic Acid (PFDA)	NS	0.000500	J	0.00184	0.000280	0.000513	J	0.00177	0.000269
1H,1H,2H,2H-Perfluorodecanesulfonic Acid (8:2F7S)	NS	ND		0.00184	0.00112	ND		0.00177	0.00107
N-Methyl Perfluorooctanesulfonamidoacetic Acid (NMeFOSAA)	NS	ND		0.00184	0.000596	ND		0.00177	0.000573
Perfluoroundecanoic Acid (PFUnA)	NS	ND		0.00184	0.000239	0.000432	J	0.00177	0.000230
Perfluorodecanesulfonic Acid (PFDS)	NS	ND		0.00184	0.000902	ND		0.00177	0.000867
Perfluorooctanesulfonamide (FOSA)	NS	ND		0.00184	0.000534	ND		0.00177	0.000513
N-Ethyl Perfluorooctanesulfonamidoacetic Acid (NEtFOSAA)	NS	ND		0.00184	0.000740	ND		0.00177	0.000711
Perfluorododecanoic Acid (PFDoA)	NS	ND		0.00184	0.000342	ND		0.00177	0.000329
Perfluorotridecanoic Acid (PFTTrDA)	NS	ND		0.00184	0.000301	ND		0.00177	0.000290
Perfluorotetradecanoic Acid (PFTA)	NS	ND		0.00184	0.000228	ND		0.00177	0.000219
PFOA/PFOS, Total	NS	0.0342		0.00184	0.000217	0.0268		0.00177	0.000209

Notes:

Units in micrograms per liter (ug/L)

Conc - Concentration

Q - Qualifier

RL - Reporting Limit

MDL - Method Detection Limit

NS - No NY Regulatory Standard

ND - Analyte not detected at the indicated laboratory reporting limit

J - Estimated value (MDL<Conc<RL)

F - MS and/or MSD recovery exceeds control limits

dilution due to the presence of target analytes that exceeded the calibration range

Bold results indicate an exceedance of an NY regulatory standard

NY-AWQS: NY - New York TOGS 111 Ambient Water Quality Standards criteria reflects all addendum to criteria updated June 2021

Approved by: DKO 5/16/2022
CZ 5/17/2022

Table 2D
Groundwater Sample Results Summary - Pesticides and PCBs
43-45 Lafayette Avenue, Suffern Village, Rockland County, New York
Site No. C344085

ANALYTE	SAMPLE ID:	MW-1				MW-2			
	SAMPLING DATE:	4/14/2022				4/14/2022			
	SAMPLE MATRIX:	WATER				WATER			
	NY-AWQS	Conc	Q	RL	MDL	Conc	Q	RL	MDL
ORGANOCHLORINE PESTICIDES									
Delta-BHC	0.04	ND		0.014	0.003	ND		0.014	0.003
Lindane	0.05	ND		0.014	0.003	ND		0.014	0.003
Alpha-BHC	0.01	<i>ND</i>		<i>0.014</i>	<i>0.003</i>	<i>ND</i>		<i>0.014</i>	<i>0.003</i>
Beta-BHC	0.04	ND		0.014	0.004	ND		0.014	0.004
Heptachlor	0.04	ND		0.014	0.002	ND		0.014	0.002
Aldrin	NS	<i>ND</i>		<i>0.014</i>	<i>0.002</i>	<i>ND</i>		<i>0.014</i>	<i>0.002</i>
Heptachlor epoxide	0.03	ND		0.014	0.003	ND		0.014	0.003
Endrin	NS	<i>ND</i>		<i>0.029</i>	<i>0.003</i>	<i>ND</i>		<i>0.029</i>	<i>0.003</i>
Endrin aldehyde	5	ND		0.029	0.006	ND		0.029	0.006
Endrin ketone	5	ND		0.029	0.003	ND		0.029	0.003
Dieldrin	0.004	<i>ND</i>		<i>0.029</i>	<i>0.003</i>	<i>ND</i>		<i>0.029</i>	<i>0.003</i>
4,4'-DDE	0.2	ND		0.029	0.003	ND		0.029	0.003
4,4'-DDD	0.3	ND		0.029	0.003	ND		0.029	0.003
4,4'-DDT	0.2	ND		0.029	0.003	ND		0.029	0.003
Endosulfan I	NS	ND		0.014	0.002	ND		0.014	0.002
Endosulfan II	NS	ND		0.029	0.004	ND		0.029	0.004
Endosulfan sulfate	NS	ND		0.029	0.003	ND		0.029	0.003
Methoxychlor	35	ND		0.143	0.005	ND		0.143	0.005
Toxaphene	0.06	<i>ND</i>		<i>0.143</i>	<i>0.045</i>	<i>ND</i>		<i>0.143</i>	<i>0.045</i>
cis-Chlordane	NS	ND		0.014	0.005	ND		0.014	0.005
trans-Chlordane	NS	ND		0.014	0.004	ND		0.014	0.004
Chlordane	0.05	<i>ND</i>		<i>0.143</i>	<i>0.033</i>	<i>ND</i>		<i>0.143</i>	<i>0.033</i>
POLYCHLORINATED BIPHENYLS (PCBs)									
Aroclor 1016	0.09	ND		0.071	0.061	ND		0.071	0.061
Aroclor 1221	0.09	ND		0.071	0.061	ND		0.071	0.061
Aroclor 1232	0.09	ND		0.071	0.061	ND		0.071	0.061
Aroclor 1242	0.09	ND		0.071	0.061	ND		0.071	0.061
Aroclor 1248	0.09	ND		0.071	0.061	ND		0.071	0.061
Aroclor 1254	0.09	ND		0.071	0.061	ND		0.071	0.061
Aroclor 1260	0.09	ND		0.071	0.061	ND		0.071	0.061
Aroclor 1262	0.09	ND		0.071	0.061	ND		0.071	0.061
Aroclor 1268	0.09	ND		0.071	0.061	ND		0.071	0.061
PCBs, Total	NS	ND		0.071	0.061	ND		0.071	0.061

Notes:

Units in micrograms per liter (ug/L)

Conc - Concentration

Q - Qualifier

RL - Reporting Limit

MDL - Method Detection Limit

NS - No NY Regulatory Standard

ND - Analyte not detected at the indicated laboratory reporting limit

Italicized results indicate an analyte that was not detected, but had an elevated RL above an NY Regulatory Standard due to sample dilution due to the presence of target analytes that exceeded the calibration range

NY-AWQS: NY - New York TOGS 111 Ambient Water Quality Standards criteria reflects all addendum to criteria updated June 2021

Approved by: DKO 5/16/2022

CZ 5/17/2022

Table 2E
Groundwater Sample Results Summary - Metals
43-45 Lafayette Avenue, Suffern Village, Rockland County, New York
Site No. C344085

ANALYTE	SAMPLE ID:		MW-1				MW-2			
	SAMPLING DATE:		4/14/2022				4/14/2022			
	SAMPLE MATRIX:		WATER				WATER			
	NY-AWQS	Conc	Q	RL	MDL	Conc	Q	RL	MDL	
TOTAL METALS										
Aluminum, Total	NS	213		10.0	3.27	574		10.0	3.27	
Antimony, Total	3	ND		4.0	0.42	ND		4.0	0.42	
Arsenic, Total	25	0.23	J	0.50	0.16	0.35	J	0.50	0.16	
Barium, Total	1,000	48.23		0.50	0.17	50.76		0.50	0.17	
Beryllium, Total	3	ND		0.50	0.10	ND		0.50	0.10	
Cadmium, Total	5	ND		0.20	0.050	ND		0.20	0.050	
Calcium, Total	NS	53,100		100	39.4	50,700		100	39.4	
Chromium, Total	50	0.38	J	1.0	0.17	0.84	J	1.0	0.17	
Cobalt, Total	NS	0.37	J	0.50	0.16	0.81		0.50	0.16	
Copper, Total	200	1.55		1.0	0.38	3.35		1.0	0.38	
Iron, Total	300	391		50.0	19.1	1,120		50.0	19.1	
Lead, Total	25	ND		1.0	0.34	0.53	J	1.0	0.34	
Magnesium, Total	35,000	9,700		70.0	24.2	9,460		70.0	24.2	
Manganese, Total	300	22.3		1.0	0.44	56.02		1.0	0.44	
Mercury, Total	0.7	ND		0.20	0.090	ND		0.20	0.090	
Nickel, Total	100	0.76	J	2.0	0.55	1.57	J	2.0	0.55	
Potassium, Total	NS	3,440		100	30.9	3,040		100	30.9	
Selenium, Total	10	ND		5.0	1.73	ND		5.0	1.73	
Silver, Total	50	ND		0.40	0.16	ND		0.40	0.16	
Sodium, Total	20,000	296,000		100	29.3	270,000		100	29.3	
Thallium, Total	0.5	ND		1.0	0.14	ND		1.0	0.14	
Vanadium, Total	NS	ND		5.0	1.57	ND		5.0	1.57	
Zinc, Total	2,000	ND		10.0	3.41	3.63	J	10.0	3.41	

Notes:

Units in micrograms per liter (ug/L)

Conc - Concentration

Q - Qualifier

RL - Reporting Limit

MDL - Method Detection Limit

NS - No NY Regulatory Standard

ND - Analyte not detected at the indicated laboratory reporting limit

J - Estimated value (MDL<Conc<RL)

Italicized results indicate an analyte that was not detected, but had an elevated RL above an NY Regulatory Standard due to sample dilution due to the presence of large analytes that exceeded the calibration range

Bold results indicate an exceedance of an NY regulatory standard'

NY-AWQS: NY - New York TOGS 111 Ambient Water Quality Standards criteria reflects all addendum to criteria updated June 2021

Approved by: DKO 5/16/2022

CZ 5/17/2022

Table 3A
Subslab Soil Vapor Sample Results Summary
43-45 Lafayette Avenue, Suffern Village, Rockland County, New York
Site No. C344085

	SAMPLE ID:	SS-03				SS-04				SS-05			
	SAMPLING DATE:	4/14/2022				4/14/2022				4/14/2022			
	SAMPLE MATRIX:	SOIL VAPOR				SOIL VAPOR				SOIL VAPOR			
ANALYTE	NY DOH Matrix Criteria	Conc	Q	RL	MDL	Conc	Q	RL	MDL	Conc	Q	RL	MDL
VOLATILE ORGANIC COMPOUNDS (VOCs)													
1,1,1-Trichloroethane	100	ND	U	9.11	-	ND	U	1.09	-	ND	U	5.46	-
1,1,2,2-Tetrachloroethane	NS	ND	U	11.5	-	ND	U	1.37	-	ND	U	6.87	-
1,1,2-Trichloroethane	NS	ND	U	9.11	-	ND	U	1.09	-	ND	U	5.46	-
1,1-Dichloroethane	NS	ND	U	6.76	-	ND	U	0.809	-	ND	U	4.05	-
1,1-Dichloroethene	6	ND	U	6.62	-	ND	U	0.793	-	ND	U	3.96	-
1,2,4-Trichlorobenzene	NS	ND	U	12.4	-	ND	U	1.48	-	ND	U	7.42	-
1,2,4-Trimethylbenzene	NS	ND	U	8.21	-	2.98		0.983	-	ND	U	4.92	-
1,2-Dibromoethane	NS	ND	U	12.8	-	ND	U	1.54	-	ND	U	7.69	-
1,2-Dichlorobenzene	NS	ND	U	10.0	-	ND	U	1.20	-	ND	U	6.01	-
1,2-Dichloroethane	NS	ND	U	6.76	-	ND	U	0.809	-	ND	U	4.05	-
1,2-Dichloropropane	NS	ND	U	7.72	-	ND	U	0.924	-	ND	U	4.62	-
1,3,5-Trimethylbenzene	NS	ND	U	8.21	-	ND	U	0.983	-	ND	U	4.92	-
1,3-Butadiene	NS	ND	U	3.69	-	ND	U	0.442	-	ND	U	2.21	-
1,3-Dichlorobenzene	NS	ND	U	10.0	-	ND	U	1.20	-	ND	U	6.01	-
1,4-Dichlorobenzene	NS	ND	U	10.0	-	ND	U	1.20	-	ND	U	6.01	-
1,4-Dioxane	NS	ND	U	6.02	-	ND	U	0.721	-	ND	U	3.6	-
2,2,4-Trimethylpentane	NS	ND	U	7.80	-	ND	U	0.934	-	ND	U	4.67	-
2-Butanone	NS	ND	U	12.3	-	17.8		1.47	-	ND	U	7.37	-
2-Hexanone	NS	ND	U	6.84	-	1.87		0.820	-	ND	U	4.10	-
3-Chloropropene	NS	ND	U	5.23	-	ND	U	0.626	-	ND	U	3.13	-
4-Ethyltoluene	NS	ND	U	8.21	-	ND	U	0.983	-	ND	U	4.92	-
4-Methyl-2-pentanone	NS	ND	U	17.1	-	ND	U	2.05	-	ND	U	10.2	-
Acetone	NS	57.7		19.8	-	118		2.38	-	188		11.9	-
Benzene	NS	ND	U	5.34	-	1.03		0.639	-	ND	U	3.19	-
Benzyl chloride	NS	ND	U	8.65	-	ND	U	1.04	-	ND	U	5.18	-
Bromodichloromethane	NS	ND	U	11.2	-	ND	U	1.34	-	ND	U	6.70	-
Bromoform	NS	ND	U	17.3	-	ND	U	2.07	-	ND	U	10.3	-
Bromomethane	NS	ND	U	6.48	-	ND	U	0.777	-	ND	U	3.88	-
Carbon disulfide	NS	ND	U	5.20	-	1.77		0.623	-	ND	U	3.11	-
Carbon tetrachloride	6	ND	U	10.5	-	ND	U	1.26	-	ND	U	6.29	-
Chlorobenzene	NS	ND	U	7.69	-	ND	U	0.921	-	ND	U	4.61	-
Chloroethane	NS	ND	U	4.41	-	ND	U	0.528	-	ND	U	2.64	-
Chloroform	NS	ND	U	8.16	-	ND	U	0.977	-	28.5		4.88	-
Chloromethane	NS	ND	U	3.45	-	1.35		0.413	-	ND	U	2.07	-
cis-1,2-Dichloroethene	6	11.6		6.62	-	ND	U	0.793	-	543		3.96	-
cis-1,3-Dichloropropene	NS	ND	U	7.58	-	ND	U	0.908	-	ND	U	4.54	-
Cyclohexane	NS	ND	U	5.75	-	0.723		0.688	-	ND	U	3.44	-
Dibromochloromethane	NS	ND	U	14.2	-	ND	U	1.70	-	ND	U	8.52	-
Dichlorodifluoromethane	NS	ND	U	8.26	-	2.65		0.989	-	ND	U	4.94	-

Table 3A
Subslab Soil Vapor Sample Results Summary
43-45 Lafayette Avenue, Suffern Village, Rockland County, New York
Site No. C344085

	SAMPLE ID:	SS-03			SS-04			SS-05					
	SAMPLING DATE:	4/14/2022			4/14/2022			4/14/2022					
	SAMPLE MATRIX:	SOIL VAPOR			SOIL VAPOR			SOIL VAPOR					
ANALYTE	NY DOH Matrix Criteria	Conc	Q	RL	MDL	Conc	Q	RL	MDL	Conc	Q	RL	MDL
VOLATILE ORGANIC COMPOUNDS (VOCs)													
Ethanol	NS	ND	U	78.6	-	36.6		9.42	-	54.1		47.1	-
Ethyl Acetate	NS	ND	U	15.0	-	ND	U	1.80	-	ND	U	9.01	-
Ethylbenzene	NS	ND	U	7.25	-	10.9		0.869	-	ND	U	4.34	-
Freon-113	NS	ND	U	12.8	-	ND	U	1.53	-	ND	U	7.66	-
Freon-114	NS	ND	U	11.7	-	ND	U	1.40	-	ND	U	6.99	-
Heptane	NS	ND	U	6.84	-	4.84		0.82	-	6.97		4.10	-
Hexachlorobutadiene	NS	ND	U	17.8	-	ND	U	2.13	-	ND	U	10.7	-
Isopropanol	NS	ND	U	10.3	-	5.63		1.23	-	ND	U	6.15	-
Methyl tert butyl ether	NS	ND	U	6.02	-	ND	U	0.721	-	ND	U	3.61	-
Methylene chloride	100	<i>ND</i>	<i>U</i>	<i>14.5</i>	-	<i>3.15</i>		<i>1.74</i>	-	<i>ND</i>	<i>U</i>	<i>8.69</i>	-
n-Hexane	NS	ND	U	5.89	-	3.18		0.705	-	5.22		3.52	-
o-Xylene	NS	ND	U	7.25	-	14.6		0.869	-	ND	U	4.34	-
p/m-Xylene	NS	ND	U	14.5	-	50.4		1.74	-	ND	U	8.69	-
Styrene	NS	ND	U	7.11	-	ND	U	0.852	-	ND	U	4.26	-
Tertiary butyl Alcohol	NS	ND	U	12.6	-	2.03		1.52	-	ND	U	7.58	-
Tetrachloroethene	100	3,160		11.3	-	490		1.36	-	2,500		6.78	-
Tetrahydrofuran	NS	ND	U	12.3	-	17.1		1.47	-	ND	U	7.37	-
Toluene	NS	ND	U	6.29	-	6.26		0.754	-	ND	U	3.77	-
trans-1,2-Dichloroethene	NS	ND	U	6.62	-	ND	U	0.793	-	6.22		3.96	-
trans-1,3-Dichloropropene	NS	ND	U	7.58	-	ND	U	0.908	-	ND	U	4.54	-
Trichloroethene	6	41.5		8.97	-	4.96		1.07	-	394		5.37	-
Trichlorofluoromethane	NS	ND	U	9.38	-	1.37		1.12	-	ND	U	5.62	-
Vinyl bromide	NS	ND	U	7.30	-	ND	U	0.874	-	ND	U	4.37	-
Vinyl chloride	6	<i>ND</i>	<i>U</i>	<i>4.27</i>	-	<i>ND</i>	<i>U</i>	<i>0.511</i>	-	<i>ND</i>	<i>U</i>	<i>2.56</i>	-

Notes:

Units in micrograms per cubic meter (µg/m³)

Conc - Concentration

Q - Qualifier

RL - Reporting Limit

MDL - Method Detection Limit

NS - No Regulatory NY DOH Matrix Criteria Standard

ND - Analyte not detected at the indicated laboratory reporting limit

U - Analyte not detected at the indicated laboratory reporting limit

J - Estimated value (MDL<Conc<RL)

Italicized results indicate an analyte that was not detected, but had an elevated RL above a NY DOH Matrix Criteria due to need for Sample dilution due to the presence of target analytes that exceeded the calibration range

Bold results indicate an exceedance of an NYSDEC regulatory standard

NY DOH Matrix Criteria: NYSDOH Guidance for Evaluating Soil Vapor Intrusion in the State of New York (October 2006), updated May 2017

Approved by: DKO 5/16/2022
CZ 5/17/2022

Table 3B
Subslab Soil Vapor Sample Results Summary - Contaminants of Concern
43-45 Lafayette Avenue, Suffern Village, Rockland County, New York
Site No. C344085

ANALYTE	SAMPLE ID: SS-03				SS-04				SS-05				NYSDOH Requirements Established in the Soil Vapor/Indoor Air Matrices	
	SAMPLING DATE: 4/14/2022				4/14/2022				4/14/2022					
	SAMPLE LOCATION: Southwest corner of the basement				Northwest side of the basement				East-central side of the basement					
	SAMPLE MATRIX: SOIL VAPOR				SOIL VAPOR				SOIL VAPOR					
	NY DOH Matrix Criteria	Conc	Q	RL	MDL	Conc	Q	RL	MDL	Conc	Q	RL	MDL	
VOLATILE ORGANICS IN AIR														
1,1,1-Trichloroethane	100	ND	U	9.11	-	ND	U	1.09	-	ND	U	5.46	-	No Further Action
Methylene chloride	100	ND	U	14.5	-	3.15	-	1.74	-	ND	U	8.69	-	No Further Action
Tetrachloroethene	100	3,160		11.3	-	490		1.36	-	2,500		6.78	-	Mitigate
1,1-Dichloroethene	6	<i>ND</i>	<i>U</i>	<i>6.62</i>	-	ND	U	0.793	-	ND	U	3.96	-	No Further Action
Carbon tetrachloride	6	<i>ND</i>	<i>U</i>	<i>10.5</i>	-	ND	U	1.26	-	<i>ND</i>	<i>U</i>	6.29	-	No Further Action
cis-1,2-Dichloroethene	6	11.6		6.62	-	ND	U	0.793	-	543		3.96	-	Mitigate
Trichloroethene	6	41.5		8.97	-	4.96		1.07	-	394		5.37	-	Mitigate
Vinyl chloride	6	ND	U	4.27	-	ND	U	0.511	-	ND	U	2.56	-	No Further Action

Notes:

Units in micrograms per cubic meter (µg/m³)

Conc - Concentration

Q - Qualifier

RL - Reporting Limit

MDL - Method Detection Limit

Blue highlighted compound - New York DOH Matrix B Sub-slab Vapor Concentrations Criteria Evaluating Soil Vapor Intrusion

Yellow highlighted compound - New York DOH Matrix A Sub-slab Vapor Concentrations Criteria for Evaluating Soil Vapor Intrusion

Green highlighted compound - New York DOH Matrix C Sub-slab Vapor Concentrations Criteria Evaluating Soil Vapor Intrusion

ND - Analyte not detected at the indicated laboratory reporting limit

U - Analyte not detected at the indicated laboratory reporting limit

J - Estimated value (MDL<Conc<RL)

Italicized results indicate an analyte that was not detected, but had an elevated RL above a NY DOH Matrix Criteria due to need for Sample dilution due to the presence of target analytes that exceeded the calibration range

Bold results indicate an exceedance of the indicated New York DOH Matrix Regulatory Criteria

Approved by: DKO 5/16/2022
CZ 5/17/2022

Table 4A
Indoor Air Sample Results Summary
43-45 Lafayette Avenue, Suffern Village, Rockland County, New York
Site No. C344085

ANALYTE	NY DOH Matrix Criteria	IA-04				IA-05				IA-06				OA-02			
		SAMPLING DATE: 4/14/2022				SAMPLING DATE: 4/14/2022				SAMPLING DATE: 4/14/2022				SAMPLING DATE: 4/14/2022			
		SAMPLE MATRIX: AIR				SAMPLE MATRIX: AIR				SAMPLE MATRIX: AIR				SAMPLE MATRIX: AIR			
		Conc	Q	RL	MDL	Conc	Q	RL	MDL	Conc	Q	RL	MDL	Conc	Q	RL	MDL
VOLATILE ORGANICS IN AIR																	
1,1,1-Trichloroethane	3	ND	U	0.109	-	ND	U	0.109	-	ND	U	0.109	-	ND	U	0.109	-
1,1,1,2-Tetrachloroethane	NS	ND	U	1.37	-	ND	U	1.37	-	ND	U	1.37	-	ND	U	1.37	-
1,1,2-Trichloroethane	NS	ND	U	1.09	-	ND	U	1.09	-	ND	U	1.09	-	ND	U	1.09	-
1,1-Dichloroethane	NS	ND	U	0.809	-	ND	U	0.809	-	ND	U	0.809	-	ND	U	0.809	-
1,1-Dichloroethene	0.2	ND	U	0.0790	-	ND	U	0.0790	-	ND	U	0.0790	-	ND	U	0.0790	-
1,2,4-Trichlorobenzene	NS	ND	U	1.48	-	ND	U	1.48	-	ND	U	1.48	-	ND	U	1.48	-
1,2,4-Trimethylbenzene	NS	1.35		0.983	-	ND	U	0.983	-	ND	U	0.983	-	ND	U	0.983	-
1,2-Dibromoethane	NS	ND	U	1.54	-	ND	U	1.54	-	ND	U	1.54	-	ND	U	1.54	-
1,2-Dichlorobenzene	NS	ND	U	1.20	-	ND	U	1.20	-	ND	U	1.20	-	ND	U	1.20	-
1,2-Dichloroethane	NS	ND	U	0.809	-	ND	U	0.809	-	ND	U	0.809	-	ND	U	0.809	-
1,2-Dichloropropane	NS	ND	U	0.924	-	ND	U	0.924	-	ND	U	0.924	-	ND	U	0.924	-
1,3,5-Trimethylbenzene	NS	ND	U	0.983	-	ND	U	0.983	-	ND	U	0.983	-	ND	U	0.983	-
1,3-Butadiene	NS	ND	U	0.442	-	ND	U	0.442	-	ND	U	0.442	-	ND	U	0.442	-
1,3-Dichlorobenzene	NS	ND	U	1.20	-	ND	U	1.20	-	ND	U	1.20	-	ND	U	1.20	-
1,4-Dichlorobenzene	NS	ND	U	1.20	-	ND	U	1.20	-	ND	U	1.20	-	ND	U	1.20	-
1,4-Dioxane	NS	ND	U	0.721	-	ND	U	0.721	-	ND	U	0.721	-	ND	U	0.721	-
2,2,4-Trimethylpentane	NS	ND	U	0.934	-	ND	U	0.934	-	ND	U	0.934	-	ND	U	0.934	-
2-Butanone	NS	18.1		1.47	-	16.0		1.47	-	3.60		1.47	-	ND	U	1.47	-
2-Hexanone	NS	ND	U	0.820	-	ND	U	0.820	-	ND	U	0.820	-	ND	U	0.820	-
3-Chloropropene	NS	ND	U	0.626	-	ND	U	0.626	-	ND	U	0.626	-	ND	U	0.626	-
4-Ethyltoluene	NS	ND	U	0.983	-	ND	U	0.983	-	ND	U	0.983	-	ND	U	0.983	-
4-Methyl-2-pentanone	NS	ND	U	2.05	-	ND	U	2.05	-	ND	U	2.05	-	ND	U	2.05	-
Acetone	NS	82.0		2.38	-	82.7		2.38	-	43.2		2.38	-	12.4		2.38	-
Benzene	NS	0.805		0.639	-	0.776		0.639	-	0.725		0.639	-	ND	U	0.639	-
Benzyl chloride	NS	ND	U	1.04	-	ND	U	1.04	-	ND	U	1.04	-	ND	U	1.04	-
Bromodichloromethane	NS	ND	U	1.34	-	ND	U	1.34	-	ND	U	1.34	-	ND	U	1.34	-
Bromoform	NS	ND	U	2.07	-	ND	U	2.07	-	ND	U	2.07	-	ND	U	2.07	-
Bromomethane	NS	ND	U	0.777	-	ND	U	0.777	-	ND	U	0.777	-	ND	U	0.777	-
Carbon disulfide	NS	ND	U	0.623	-	ND	U	0.623	-	ND	U	0.623	-	ND	U	0.623	-
Carbon tetrachloride	0.2	0.478		0.126	-	0.503		0.126	-	0.510		0.126	-	0.547		0.126	-
Chlorobenzene	NS	ND	U	0.921	-	ND	U	0.921	-	ND	U	0.921	-	ND	U	0.921	-
Chloroethane	NS	ND	U	0.528	-	ND	U	0.528	-	ND	U	0.528	-	ND	U	0.528	-
Chloroform	NS	ND	U	0.977	-	ND	U	0.977	-	ND	U	0.977	-	ND	U	0.977	-
Chloromethane	NS	1.21		0.413	-	1.24		0.413	-	1.33		0.413	-	1.32		0.413	-
cis-1,2-Dichloroethene	0.2	ND	U	0.0790	-	ND	U	0.0790	-	ND	U	0.0790	-	ND	U	0.0790	-
cis-1,3-Dichloropropene	NS	ND	U	0.908	-	ND	U	0.908	-	ND	U	0.908	-	ND	U	0.908	-
Cyclohexane	NS	ND	U	0.688	-	ND	U	0.688	-	ND	U	0.688	-	ND	U	0.688	-
Dibromochloromethane	NS	ND	U	1.70	-	ND	U	1.70	-	ND	U	1.70	-	ND	U	1.70	-
Dichlorodifluoromethane	NS	2.53		0.989	-	2.49		0.989	-	2.57		0.989	-	2.52		0.989	-

Table 2
Indoor Air Sample Summary
43-45 Lafayette Avenue, Suffern Village, Rockland County, New York
Site No. C344085

ANALYTE	NY DOH Matrix Criteria	IA-04				IA-05				IA-06				OA-02			
		SAMPLING DATE: 4/14/2022				4/14/2022				4/14/2022				4/14/2022			
		SAMPLE MATRIX: AIR				AIR				AIR				AIR			
		Conc	Q	RL	MDL	Conc	Q	RL	MDL	Conc	Q	RL	MDL	Conc	Q	RL	MDL
VOLATILE ORGANICS IN AIR																	
Ethanol	NS	52.8		9.42	-	68.4		9.42	-	139		9.42	-	21.9		9.42	-
Ethyl Acetate	NS	ND	U	1.80	-	ND	U	1.80	-	2.18		1.80	-	ND	U	1.80	-
Ethylbenzene	NS	13.1		0.869	-	7.25		0.869	-	2.3		0.869	-	ND	U	0.869	-
Freon-113	NS	ND	U	1.53	-	ND	U	1.53	-	ND	U	1.53	-	ND	U	1.53	-
Freon-114	NS	ND	U	1.40	-	ND	U	1.40	-	ND	U	1.40	-	ND	U	1.40	-
Heptane	NS	ND	U	0.820	-	ND	U	0.820	-	ND	U	0.820	-	ND	U	0.820	-
Hexachlorobutadiene	NS	ND	U	2.13	-	ND	U	2.13	-	ND	U	2.13	-	ND	U	2.13	-
Isopropanol	NS	3.76		1.23	-	4.67		1.23	-	6.32		1.23	-	4.03		1.23	-
Methyl tert butyl ether	NS	ND	U	0.721	-	ND	U	0.721	-	ND	U	0.721	-	ND	U	0.721	-
Methylene chloride	3	ND	U	1.74	-	ND	U	1.74	-	ND	U	1.74	-	ND	U	1.74	-
n-Hexane	NS	0.705		0.705	-	0.712		0.705	-	ND	U	0.705	-	ND	U	0.705	-
o-Xylene	NS	17.9		0.869	-	9.9		0.869	-	3.19		0.869	-	ND	U	0.869	-
p/m-Xylene	NS	63.4		1.74	-	34.4		1.74	-	11.7		1.74	-	ND	U	1.74	-
Styrene	NS	ND	U	0.852	-	ND	U	0.852	-	ND	U	0.852	-	ND	U	0.852	-
Tertiary butyl Alcohol	NS	ND	U	1.52	-	ND	U	1.52	-	ND	U	1.52	-	ND	U	1.52	-
Tetrachloroethene	3	18.3		0.136	-	12.4		0.136	-	4.72		0.136	-	ND	U	0.136	-
Tetrahydrofuran	NS	21.6		1.47	-	16.8		1.47	-	2.42		1.47	-	ND	U	1.47	-
Toluene	NS	5.88		0.754	-	3.84		0.754	-	2.09		0.754	-	ND	U	0.754	-
trans-1,2-Dichloroethene	NS	ND	U	0.793	-	ND	U	0.793	-	ND	U	0.793	-	ND	U	0.793	-
trans-1,3-Dichloropropene	NS	ND	U	0.908	-	ND	U	0.908	-	ND	U	0.908	-	ND	U	0.908	-
Trichloroethene	0.2	0.118		0.107	-	ND	U	0.107	-	ND	U	0.107	-	ND	U	0.107	-
Trichlorofluoromethane	NS	1.33		1.12	-	1.33		1.12	-	1.3		1.12	-	1.26		1.12	-
Vinyl bromide	NS	ND	U	0.874	-	ND	U	0.874	-	ND	U	0.874	-	ND	U	0.874	-
Vinyl chloride	0.2	ND	U	0.0510	-	ND	U	0.0510	-	ND	U	0.0510	-	ND	U	0.0510	-

Notes:

Units in micrograms per cubic meter ($\mu\text{g}/\text{m}^3$)

Conc - Concentration

Q - Qualifier

RL - Reporting Limit

MDL - Method Detection Limit

NS - No Regulatory NY DOH Matrix Criteria Standard

ND - Analyte not detected at the indicated laboratory reporting limit

U - Analyte not detected at the indicated laboratory reporting limit

J - Estimated value ($\text{MDL} < \text{Conc} < \text{RL}$)

Italicized results indicate an analyte that was not detected, but had an elevated RL above a NY DOH Matrix Criteria due to need for Sample dilution due to the presence of target analytes that exceeded the calibration range

Bold results indicate an exceedance of an NYSDEC regulatory standard

NY DOH Matrix Criteria: NYSDOH Guidance for Evaluating Soil Vapor Intrusion in the State of New York (October 2006), updated May 2017

Approved by: DKO 5/16/2022
 CZ 5/17/2022

Table 4B
Indoor Air Sample Results Summary - Contaminants of Concern
43-45 Lafayette Avenue, Suffern Village, Rockland County, New York
Site No. C344085

ANALYTE	SAMPLE ID:		IA-04				IA-05				IA-06				OA-02				NYSDOH Requirements Established in the Soil Vapor/Indoor Air Matrices
	SAMPLING DATE:		4/14/2022				4/14/2022				4/14/2022				4/14/2022				
	SAMPLE LOCATION:		Basement				Vacant Space				Tenant Space				Outside of Building				
	SAMPLE MATRIX:		AIR				AIR				AIR				AIR				
	NY DOH Matrix Criteria	Conc	Q	RL	MDL	Conc	Q	RL	MDL	Conc	Q	RL	MDL	Conc	Q	RL	MDL		
VOLATILE ORGANICS IN AIR																			
1,1,1-Trichloroethane	3	ND	U	0.109	-	ND	U	0.109	-	ND	U	0.109	-	ND	U	0.109	-	No Further Action	
Methylene chloride	3	ND	U	1.74	-	ND	U	1.74	-	ND	U	1.74	-	ND	U	1.74	-	No Further Action	
Tetrachloroethene	3	18.3		0.136	-	12.4		0.136	-	4.72		0.136	-	ND	U	0.136	-	Mitigate	
1,1-Dichloroethene	0.2	ND	U	0.0790	-	ND	U	0.0790	-	ND	U	0.0790	-	ND	U	0.0790	-	No Further Action	
Carbon tetrachloride	0.2	0.478		0.126	-	0.503		0.126	-	0.510		0.126	-	0.547		0.126	-	Mitigate	
cis-1,2-Dichloroethene	0.2	ND	U	0.0790	-	ND	U	0.0790	-	ND	U	0.0790	-	ND	U	0.0790	-	No Further Action	
Trichloroethene	0.2	0.118		0.107	-	ND	U	0.107	-	ND	U	0.107	-	ND	U	0.107	-	No Further Action	
Vinyl chloride	0.2	ND	U	0.0510	-	ND	U	0.0510	-	ND	U	0.0510	-	ND	U	0.0510	-	No Further Action	

Notes:

Units in micrograms per cubic meter (µg/m³)

Conc - Concentration

Q - Qualifier

RL - Reporting Limit

MDL - Method Detection Limit

Blue highlighted compound - New York DOH Matrix B Sub-slab Vapor Concentrations Criteria Evaluating Soil Vapor Intrusion

Yellow highlighted compound - New York DOH Matrix A Sub-slab Vapor Concentrations Criteria for Evaluating Soil Vapor Intrusion

Green highlighted compound - New York DOH Matrix C Sub-slab Vapor Concentrations Criteria Evaluating Soil Vapor Intrusion

ND - Analyte not detected at the indicated laboratory reporting limit

U - Analyte not detected at the indicated laboratory reporting limit

J - Estimated value (MDL<Conc<RL)

Italicized results indicate an analyte that was not detected, but had an elevated RL above a NY DOH Matrix Criteria due to need for Sample dilution due to the presence of target analytes that exceeded the calibration range

Bold results indicate an exceedance of the indicated New York DOH Matrix Regulatory Criteria

Approved by: DKO 5/16/2022

CZ 5/17/2022

Table 5
Concrete Sample Results Summary
43-45 Lafayette Avenue, Suffern Village, Rockland County, New York
Site No. C344085

ANALYTE	NY-RES						NY-UNRES	C-01				C-02			
	NY-RESC	NY-RESER	NY-RESGW	NY-RESI	NY-RESR	NY-RESRR		7/8/2022				7/8/2022			
								CONCRETE				CONCRETE			
								Conc	Q	RL	MDL	Conc	Q	RL	MDL
VOLATILE ORGANIC COMPOUNDS (VOCs)															
1,1,1,2-Tetrachloroethane	NS	NS	NS	NS	NS	NS	NS	<0.00013	U	0.00051	0.00013	<0.00014	U	0.00051	0.00014
1,1,1-Trichloroethane	500	NS	0.68	1,000	100	100	0.68	<0.00017	U	0.00051	0.00017	<0.00017	U	0.00051	0.00017
1,1,2,2-Tetrachloroethane	NS	NS	NS	NS	NS	NS	NS	<0.00017	U	0.00051	0.00017	<0.00017	U	0.00051	0.00017
1,1,2-Trichloroethane	NS	NS	NS	NS	NS	NS	NS	<0.00027	U	0.0010	0.00027	<0.00027	U	0.0010	0.00027
1,1-Dichloroethane	240	NS	0.27	480	19	26	0.27	<0.00015	U	0.0010	0.00015	<0.00015	U	0.0010	0.00015
1,1-Dichloroethene	500	NS	0.33	1,000	100	100	0.33	<0.00024	U	0.0010	0.00024	<0.00024	U	0.0010	0.00024
1,1-Dichloropropene	NS	NS	NS	NS	NS	NS	NS	<0.00016	U	0.00051	0.00016	<0.00016	U	0.00051	0.00016
1,2,3-Trichlorobenzene	NS	NS	NS	NS	NS	NS	NS	<0.00033	U	0.0020	0.00033	<0.00033	U	0.0020	0.00033
1,2,3-Trichloropropane	NS	NS	NS	NS	NS	NS	NS	<0.00013	U	0.0020	0.00013	<0.00013	U	0.0020	0.00013
1,2,4,5-Tetramethylbenzene	NS	NS	NS	NS	NS	NS	NS	<0.00019	U	0.0020	0.00019	<0.00020	U	0.0020	0.0002
1,2,4-Trichlorobenzene	NS	NS	NS	NS	NS	NS	NS	<0.00028	U	0.0020	0.00028	<0.00028	U	0.0020	0.00028
1,2,4-Trimethylbenzene	190	NS	3.6	380	47	52	3.6	<0.00034	U	0.0020	0.00034	0.00034	J	0.0020	0.00034
1,2-Dibromo-3-chloropropane	NS	NS	NS	NS	NS	NS	NS	<0.0010	U	0.0030	0.0010	<0.0010	U	0.0030	0.0010
1,2-Dibromoethane	NS	NS	NS	NS	NS	NS	NS	<0.00028	U	0.0010	0.00028	<0.00029	U	0.0010	0.00029
1,2-Dichlorobenzene	500	NS	1.1	1,000	100	100	1.1	<0.00015	U	0.0020	0.00015	<0.00015	U	0.0020	0.00015
1,2-Dichloroethane	30	10	0.02	60	2.3	3.1	0.02	<0.00026	U	0.0010	0.00026	<0.00026	U	0.0010	0.00026
1,2-Dichloroethene, Total	NS	NS	NS	NS	NS	NS	NS	<0.00014	U	0.0010	0.00014	0.00026	J	0.0010	0.00014
1,2-Dichloropropane	NS	NS	NS	NS	NS	NS	NS	<0.00013	U	0.0010	0.00013	<0.00013	U	0.0010	0.00013
1,3,5-Trimethylbenzene	190	NS	8.4	380	47	52	8.4	<0.00020	U	0.0020	0.00020	<0.00020	U	0.0020	0.00020
1,3-Dichlorobenzene	280	NS	2.4	560	17	49	2.4	<0.00015	U	0.0020	0.00015	<0.00015	U	0.0020	0.00015
1,3-Dichloropropane	NS	NS	NS	NS	NS	NS	NS	<0.00017	U	0.0020	0.00017	<0.00017	U	0.0020	0.00017
1,3-Dichloropropene, Total	NS	NS	NS	NS	NS	NS	NS	<0.00016	U	0.00051	0.00016	<0.00016	U	0.00051	0.00016
1,4-Dichlorobenzene	130	20	1.8	250	9.8	13	1.8	<0.00017	U	0.0020	0.00017	<0.00018	U	0.0020	0.00018
1,4-Dioxane	130	0.1	0.1	250	9.8	13	0.1	<0.036	U	0.081	0.036	<0.036	U	0.082	0.036
2,2-Dichloropropane	NS	NS	NS	NS	NS	NS	NS	<0.00020	U	0.0020	0.00020	<0.00021	U	0.0020	0.00021
2-Butanone	500	100	0.12	1,000	100	100	0.12	<0.0022	U	0.010	0.0022	<0.0023	U	0.010	0.0023
2-Hexanone	NS	NS	NS	NS	NS	NS	NS	<0.0012	U	0.010	0.0012	<0.0012	U	0.010	0.0012
4-Methyl-2-pentanone	NS	NS	NS	NS	NS	NS	NS	<0.0013	U	0.010	0.0013	<0.0013	U	0.010	0.0013
Acetone	500	2.2	0.05	1,000	100	100	0.05	<0.0049	U	0.010	0.0049	0.0068	J	0.010	0.0049
Acrylonitrile	NS	NS	NS	NS	NS	NS	NS	<0.0012	U	0.0041	0.0012	<0.0012	U	0.0041	0.0012
Benzene	44	70	0.06	89	2.9	4.8	0.06	<0.00017	U	0.00051	0.00017	<0.00017	U	0.00051	0.00017
Bromobenzene	NS	NS	NS	NS	NS	NS	NS	<0.00015	U	0.0020	0.00015	<0.00015	U	0.0020	0.00015
Bromochloromethane	NS	NS	NS	NS	NS	NS	NS	<0.00021	U	0.0020	0.00021	<0.00021	U	0.0020	0.00021
Bromodichloromethane	NS	NS	NS	NS	NS	NS	NS	<0.00011	U	0.00051	0.00011	<0.00011	U	0.00051	0.00011
Bromoform	NS	NS	NS	NS	NS	NS	NS	<0.00025	U	0.0041	0.00025	<0.00025	U	0.0041	0.00025
Bromomethane	NS	NS	NS	NS	NS	NS	NS	<0.00059	U	0.0020	0.00059	<0.00060	U	0.0020	0.00060
Carbon disulfide	NS	NS	NS	NS	NS	NS	NS	<0.0046	U	0.010	0.0046	<0.0047	U	0.010	0.0047
Carbon tetrachloride	22	NS	0.76	44	1.4	2.4	0.76	<0.00023	U	0.0010	0.00023	<0.00024	U	0.0010	0.00024
Chlorobenzene	500	40	1.1	1,000	100	100	1.1	<0.00013	U	0.00051	0.00013	<0.00013	U	0.00051	0.00013
Chloroethane	NS	NS	NS	NS	NS	NS	NS	<0.00046	U	0.0020	0.00046	<0.00046	U	0.0020	0.00046
Chloroform	350	12	0.37	700	10	49	0.37	<0.00014	U	0.0015	0.00014	<0.00014	U	0.0015	0.00014
Chloromethane	NS	NS	NS	NS	NS	NS	NS	<0.00095	U	0.0041	0.00095	<0.00096	U	0.0041	0.00096
cis-1,2-Dichloroethene	500	NS	0.25	1,000	59	100	0.25	<0.00018	U	0.0010	0.00018	0.00026	J	0.0010	0.00018
cis-1,3-Dichloropropene	NS	NS	NS	NS	NS	NS	NS	<0.00016	U	0.00051	0.00016	<0.00016	U	0.00051	0.00016
Dibromochloromethane	NS	NS	NS	NS	NS	NS	NS	<0.00014	U	0.0010	0.00014	<0.00014	U	0.0010	0.00014
Dibromomethane	NS	NS	NS	NS	NS	NS	NS	<0.00024	U	0.0020	0.00024	<0.00024	U	0.0020	0.00024
Dichlorodifluoromethane	NS	NS	NS	NS	NS	NS	NS	<0.00093	U	0.010	0.00093	<0.00094	U	0.010	0.00094
Ethyl ether	NS	NS	NS	NS	NS	NS	NS	<0.00035	U	0.0020	0.00035	<0.00035	U	0.0020	0.00035
Ethylbenzene	390	NS	1	780	30	41	1	<0.00014	U	0.0010	0.00014	0.00017	J	0.0010	0.00014
Hexachlorobutadiene	NS	NS	NS	NS	NS	NS	NS	<0.00017	U	0.0041	0.00017	<0.00017	U	0.0041	0.00017
Isopropylbenzene	NS	NS	NS	NS	NS	NS	NS	<0.00011	U	0.0010	0.00011	<0.00011	U	0.0010	0.00011
Methyl tert butyl ether	500	NS	0.93	1,000	62	100	0.93	<0.00020	U	0.0020	0.00020	<0.00021	U	0.0020	0.00021
Methylene chloride	500	12	0.05	1,000	51	100	0.05	<0.0023	U	0.0051	0.0023	<0.0024	U	0.0051	0.0024
n-Butylbenzene	500	NS	12	1,000	100	100	12	<0.00017	U	0.0010	0.00017	<0.00017	U	0.0010	0.00017
n-Propylbenzene	500	NS	3.9	1,000	100	100	3.9	<0.00017	U	0.0010	0.00017	<0.00018	U	0.0010	0.00018

Table 5
Concrete Sample Results Summary
43-45 Lafayette Avenue, Suffern Village, Rockland County, New York
Site No. C344085

ANALYTE	SAMPLE ID:						C-01				C-02				
	SAMPLING DATE:						7/8/2022				7/8/2022				
	SAMPLE MATRIX:						CONCRETE				CONCRETE				
	NY-RESC	NY-RESER	NY-RESGW	NY-RESI	NY-RESR	NY-RESRR	NY-UNRES	Conc	Q	RL	MDL	Conc	Q	RL	MDL
Naphthalene	500	NS	12	1,000	100	100	12	<0.00066	U	0.0041	0.00066	<0.00067	U	0.0041	0.00067
o-Chlorotoluene	NS	NS	NS	NS	NS	NS	NS	<0.00019	U	0.0020	0.00019	<0.00020	U	0.0020	0.00020
o-Xylene	NS	NS	NS	NS	NS	NS	NS	<0.00030	U	0.0010	0.00030	<0.00030	U	0.0010	0.00030
p-Chlorotoluene	NS	NS	NS	NS	NS	NS	NS	<0.00011	U	0.0020	0.00011	<0.00011	U	0.0020	0.00011
p-Diethylbenzene	NS	NS	NS	NS	NS	NS	NS	<0.00018	U	0.0020	0.00018	<0.00018	U	0.0020	0.00018
p-Ethyltoluene	NS	NS	NS	NS	NS	NS	NS	<0.00039	U	0.0020	0.00039	<0.00039	U	0.0020	0.00039
p-Isopropyltoluene	NS	NS	NS	NS	NS	NS	NS	<0.00011	U	0.0010	0.00011	0.00012	J	0.0010	0.00011
p/m-Xylene	NS	NS	NS	NS	NS	NS	NS	<0.00057	U	0.0020	0.00057	0.00072	J	0.0020	0.00057
sec-Butylbenzene	500	NS	11	1,000	100	100	11	<0.00015	U	0.0010	0.00015	<0.00015	U	0.0010	0.00015
Styrene	NS	NS	NS	NS	NS	NS	NS	<0.00020	U	0.0010	0.00020	0.00021	J	0.0010	0.00020
tert-Butylbenzene	500	NS	5.9	1,000	100	100	5.9	<0.00012	U	0.0020	0.00012	<0.00012	U	0.0020	0.00012
Tetrachloroethene	150	2	1.3	300	5.5	19	1.3	<0.00020	U	0.00051	0.00020	0.00036	J	0.00051	0.00020
Toluene	500	36	0.7	1,000	100	100	0.7	<0.00055	U	0.0010	0.00055	0.00067	J	0.0010	0.00056
trans-1,2-Dichloroethene	500	NS	0.19	1,000	100	100	0.19	<0.00014	U	0.0015	0.00014	<0.00014	U	0.0015	0.00014
trans-1,3-Dichloropropene	NS	NS	NS	NS	NS	NS	NS	<0.00028	U	0.0010	0.00028	<0.00028	U	0.0010	0.00028
trans-1,4-Dichloro-2-butene	NS	NS	NS	NS	NS	NS	NS	<0.00014	U	0.0051	0.0014	<0.00014	U	0.0051	0.0014
Trichloroethene	200	2	0.47	400	10	21	0.47	0.00018	J	0.00051	0.00014	0.00024	J	0.00051	0.00014
Trichlorofluoromethane	NS	NS	NS	NS	NS	NS	NS	<0.00071	U	0.0041	0.00071	<0.00071	U	0.0041	0.00071
Vinyl acetate	NS	NS	NS	NS	NS	NS	NS	<0.0022	U	0.0100	0.0022	<0.0022	U	0.010	0.0022
Vinyl chloride	13	NS	0.02	27	0.21	0.9	0.02	<0.00034	U	0.0010	0.00034	<0.00034	U	0.0010	0.00034
Xylenes, Total	500	0.26	1.6	1,000	100	100	0.26	<0.0003	U	0.0010	0.00030	0.00072	J	0.0010	0.00030
Total VOCs	NS	NS	NS	NS	NS	NS	NS	0.00018	-	-	-	0.00989	-	-	-
VOLATILE ORGANIC COMPOUNDS (VOCs) - TICs															
1-Butanol	NS	NS	NS	NS	NS	NS	NS	-	-	-	-	0.00748	NJ	0	0
1-Hexanol, 2-ethyl-	NS	NS	NS	NS	NS	NS	NS	-	-	-	-	-	-	-	-
7-Octen-2-ol, 2,6-dimethyl-	NS	NS	NS	NS	NS	NS	NS	-	-	-	-	-	-	-	-
Butylated Hydroxytoluene	NS	NS	NS	NS	NS	NS	NS	-	-	-	-	-	-	-	-
Unknown	NS	NS	NS	NS	NS	NS	NS	0.00612	J	0	0	0.0152	J	0	0
Unknown	NS	NS	NS	NS	NS	NS	NS	0.031	J	0	0	0.00252	J	0	0
Unknown	NS	NS	NS	NS	NS	NS	NS	-	-	-	-	0.0738	J	0	0
Unknown	NS	NS	NS	NS	NS	NS	NS	0.00224	J	0	0	0.0836	J	0	0
Unknown Organic Acid	NS	NS	NS	NS	NS	NS	NS	0.00399	J	0	0	-	-	-	-
Total TIC Compounds	NS	NS	NS	NS	NS	NS	NS	0.0434	J	0	0	0.183	J	0	0

Notes:

Units in milligrams per kilogram (mg/kg)

Conc - Concentration

Q - Qualifier

RL - Reporting Limit

MDL - Method Detection Limit

NS - No regulatory standard

<0.00022 - analyte not detected at the indicated laboratory reporting limit

U - Not detected at the indicated laboratory reporting limit

J - Estimated value (MDL<Conc<RL)

NJ - Presumptive evidence of compound. This represents an estimated concentration for Tentatively Identified Compounds (TICs), where the identification is based on a mass spectral library search.

"-" - not analyzed

Bold results indicate an exceedance of a NYSDEC regulatory standard

NOTE: Regulatory standards above are pertaining to soil, as no NYSDEC regulatory standards exist for concrete samples

NY-RESC: New York NYCRR Part 375 Commercial Criteria, New York Restricted use Criteria per 6 NYCRR Part 375

Environmental Remediation Programs, effective December 14, 2006.

NY-RESER: New York NYCRR Part 375 Ecological Resources Criteria, New York Restricted use Criteria per 6 NYCRR Part 375

Part 375 Environmental Remediation Programs, effective December 14, 2006.

NY-RESGW: New York NYCRR Part 375 Groundwater Criteria, New York Restricted use Criteria per 6 NYCRR Part 375

Environmental Remediation Programs, effective December 14, 2006.

NY-RESI: New York NYCRR Part 375 Industrial Criteria, New York Restricted use Criteria per 6 NYCRR Part 375

Environmental Remediation Programs, effective December 14, 2006.

NY-RESR: New York NYCRR Part 375 Residential Criteria, New York Restricted use Criteria per 6 NYCRR Part 375

Environmental Remediation Programs, effective December 14, 2006.

NY-RESRR: New York NYCRR Part 375 Restricted-Residential Criteria, New York Restricted use Criteria per 6 NYCRR Part 375

Environmental Remediation Programs, effective December 14, 2006.

NY-UNRES: New York NYCRR Part 375 New York Unrestricted use Criteria Criteria per 6 NYCRR Part 375 Environmental

Remediation Programs, effective December 14, 2006.

Table 5
Concrete Sample Results Summary
43-45 Lafayette Avenue, Suffern Village, Rockland County, New York
Site No. C344085

ANALYTE	SAMPLE ID:						C-03				C-04				
	SAMPLING DATE:						7/8/2022				7/8/2022				
	SAMPLE MATRIX:						CONCRETE				CONCRETE				
	NY-RESC	NY-RESER	NY-RESGW	NY-RESI	NY-RESR	NY-RESRR	NY-UNRES	Conc	Q	RL	MDL	Conc	Q	RL	MDL
VOLATILE ORGANIC COMPOUNDS (VOCs)															
1,1,1,2-Tetrachloroethane	NS	NS	NS	NS	NS	NS	NS	<0.00014	U	0.00054	0.00014	<0.00012	U	0.00048	0.00012
1,1,1-Trichloroethane	500	NS	0.68	1,000	100	100	0.68	<0.00018	U	0.00054	0.00018	<0.00016	U	0.00048	0.00016
1,1,2,2-Tetrachloroethane	NS	NS	NS	NS	NS	NS	NS	<0.00018	U	0.00054	0.00018	<0.00016	U	0.00048	0.00016
1,1,2-Trichloroethane	NS	NS	NS	NS	NS	NS	NS	<0.00029	U	0.0011	0.00029	<0.00025	U	0.00095	0.00025
1,1-Dichloroethane	240	NS	0.27	480	19	26	0.27	<0.00016	U	0.0011	0.00016	<0.00014	U	0.00095	0.00014
1,1-Dichloroethene	500	NS	0.33	1,000	100	100	0.33	<0.00026	U	0.0011	0.00026	<0.00023	U	0.00095	0.00023
1,1-Dichloropropene	NS	NS	NS	NS	NS	NS	NS	<0.00017	U	0.00054	0.00017	<0.00015	U	0.00048	0.00015
1,2,3-Trichlorobenzene	NS	NS	NS	NS	NS	NS	NS	<0.00035	U	0.0022	0.00035	<0.00031	U	0.0019	0.00031
1,2,3-Trichloropropane	NS	NS	NS	NS	NS	NS	NS	<0.00014	U	0.0022	0.00014	<0.00012	U	0.0019	0.00012
1,2,4,5-Tetramethylbenzene	NS	NS	NS	NS	NS	NS	NS	<0.00020	U	0.0022	0.00020	<0.00018	U	0.0019	0.00018
1,2,4-Trichlorobenzene	NS	NS	NS	NS	NS	NS	NS	<0.00029	U	0.0022	0.00029	<0.00026	U	0.0019	0.00026
1,2,4-Trimethylbenzene	190	NS	3.6	380	47	52	3.6	<0.00036	U	0.0022	0.00036	<0.00032	U	0.0019	0.00032
1,2-Dibromo-3-chloropropane	NS	NS	NS	NS	NS	NS	NS	<0.0011	U	0.0032	0.0011	<0.00095	U	0.0028	0.00095
1,2-Dibromoethane	NS	NS	NS	NS	NS	NS	NS	<0.00030	U	0.0011	0.00030	<0.00026	U	0.00095	0.00026
1,2-Dichlorobenzene	500	NS	1.1	1,000	100	100	1.1	<0.00016	U	0.0022	0.00016	<0.00014	U	0.0019	0.00014
1,2-Dichloroethane	30	10	0.02	60	2.3	3.1	0.02	<0.00028	U	0.0011	0.00028	<0.00024	U	0.00095	0.00024
1,2-Dichloroethene, Total	NS	NS	NS	NS	NS	NS	NS	<0.00015	U	0.0011	0.00015	<0.00013	U	0.00095	0.00013
1,2-Dichloropropane	NS	NS	NS	NS	NS	NS	NS	<0.00013	U	0.0011	0.00013	<0.00012	U	0.00095	0.00012
1,3,5-Trimethylbenzene	190	NS	8.4	380	47	52	8.4	<0.00021	U	0.0022	0.00021	<0.00018	U	0.0019	0.00018
1,3-Dichlorobenzene	280	NS	2.4	560	17	49	2.4	<0.00016	U	0.0022	0.00016	<0.00014	U	0.0019	0.00014
1,3-Dichloropropane	NS	NS	NS	NS	NS	NS	NS	<0.00018	U	0.0022	0.00018	<0.00016	U	0.0019	0.00016
1,3-Dichloropropene, Total	NS	NS	NS	NS	NS	NS	NS	<0.00017	U	0.00054	0.00017	<0.00015	U	0.00048	0.00015
1,4-Dichlorobenzene	130	20	1.8	250	9.8	13	1.8	<0.00018	U	0.0022	0.00018	<0.00016	U	0.0019	0.00016
1,4-Dioxane	130	0.1	0.1	250	9.8	13	0.1	<0.038	U	0.086	0.038	<0.033	U	0.076	0.033
2,2-Dichloropropane	NS	NS	NS	NS	NS	NS	NS	<0.00022	U	0.0022	0.00022	<0.00019	U	0.0019	0.00019
2-Butanone	500	100	0.12	1,000	100	100	0.12	<0.0024	U	0.011	0.0024	<0.0021	U	0.0095	0.0021
2-Hexanone	NS	NS	NS	NS	NS	NS	NS	<0.0013	U	0.011	0.0013	<0.0011	U	0.0095	0.0011
4-Methyl-2-pentanone	NS	NS	NS	NS	NS	NS	NS	<0.0014	U	0.011	0.0014	<0.0012	U	0.0095	0.0012
Acetone	500	2.2	0.05	1,000	100	100	0.05	<0.0052	U	0.011	0.0052	0.22	U	0.0095	0.0046
Acrylonitrile	NS	NS	NS	NS	NS	NS	NS	<0.0012	U	0.0043	0.0012	<0.0011	U	0.0038	0.0011
Benzene	44	70	0.06	89	2.9	4.8	0.06	<0.00018	U	0.00054	0.00018	<0.00016	U	0.00048	0.00016
Bromobenzene	NS	NS	NS	NS	NS	NS	NS	<0.00016	U	0.0022	0.00016	<0.00014	U	0.0019	0.00014
Bromochloromethane	NS	NS	NS	NS	NS	NS	NS	<0.00022	U	0.0022	0.00022	<0.00019	U	0.0019	0.00019
Bromodichloromethane	NS	NS	NS	NS	NS	NS	NS	<0.00012	U	0.00054	0.00012	<0.00010	U	0.00048	0.00010
Bromoform	NS	NS	NS	NS	NS	NS	NS	<0.00026	U	0.0043	0.00026	<0.00023	U	0.0038	0.00023
Bromomethane	NS	NS	NS	NS	NS	NS	NS	<0.00063	U	0.0022	0.00063	<0.00055	U	0.0019	0.00055
Carbon disulfide	NS	NS	NS	NS	NS	NS	NS	<0.0049	U	0.011	0.0049	<0.0043	U	0.0095	0.0043
Carbon tetrachloride	22	NS	0.76	44	1.4	2.4	0.76	<0.00025	U	0.0011	0.00025	<0.00022	U	0.00095	0.00022
Chlorobenzene	500	40	1.1	1,000	100	100	1.1	<0.00014	U	0.00054	0.00014	<0.00012	U	0.00048	0.00012
Chloroethane	NS	NS	NS	NS	NS	NS	NS	<0.00049	U	0.0022	0.00049	<0.00043	U	0.0019	0.00043
Chloroform	350	12	0.37	700	10	49	0.37	<0.00015	U	0.0016	0.00015	<0.00013	U	0.0014	0.00013
Chloromethane	NS	NS	NS	NS	NS	NS	NS	<0.0010	U	0.0043	0.0010	<0.00088	U	0.0038	0.00088
cis-1,2-Dichloroethene	500	NS	0.25	1,000	59	100	0.25	<0.00019	U	0.0011	0.00019	<0.00017	U	0.00095	0.00017
cis-1,3-Dichloropropene	NS	NS	NS	NS	NS	NS	NS	<0.00017	U	0.00054	0.00017	<0.00015	U	0.00048	0.00015
Dibromochloromethane	NS	NS	NS	NS	NS	NS	NS	<0.00015	U	0.0011	0.00015	<0.00013	U	0.00095	0.00013
Dibromomethane	NS	NS	NS	NS	NS	NS	NS	<0.00026	U	0.0022	0.00026	<0.00023	U	0.0019	0.00023
Dichlorodifluoromethane	NS	NS	NS	NS	NS	NS	NS	<0.00099	U	0.011	0.00099	<0.00087	U	0.0095	0.00087
Ethyl ether	NS	NS	NS	NS	NS	NS	NS	<0.00037	U	0.0022	0.00037	<0.00032	U	0.0019	0.00032
Ethylbenzene	390	NS	1	780	30	41	1	<0.00015	U	0.0011	0.00015	<0.00013	U	0.00095	0.00013
Hexachlorobutadiene	NS	NS	NS	NS	NS	NS	NS	<0.00018	U	0.0043	0.00018	<0.00016	U	0.0038	0.00016
Isopropylbenzene	NS	NS	NS	NS	NS	NS	NS	<0.00012	U	0.0011	0.00012	<0.00010	U	0.00095	0.00010
Methyl tert butyl ether	500	NS	0.93	1,000	62	100	0.93	<0.00022	U	0.0022	0.00022	<0.00019	U	0.0019	0.00019
Methylene chloride	500	12	0.05	1,000	51	100	0.05	<0.0025	U	0.0054	0.0025	<0.0022	U	0.0048	0.0022
n-Butylbenzene	500	NS	12	1,000	100	100	12	<0.00018	U	0.0011	0.00018	<0.00016	U	0.00095	0.00016
n-Propylbenzene	500	NS	3.9	1,000	100	100	3.9	<0.00018	U	0.0011	0.00018	<0.00016	U	0.00095	0.00016

Table 5
Concrete Sample Results Summary
43-45 Lafayette Avenue, Suffern Village, Rockland County, New York
Site No. C344085

ANALYTE	SAMPLE ID:						C-03				C-04					
	SAMPLING DATE:						7/8/2022				7/8/2022					
	SAMPLE MATRIX:						CONCRETE				CONCRETE					
	NY-RESC	NY-RESER	NY-RESGW	NY-RESI	NY-RESR	NY-RESRR	NY-UNRES	Conc	Q	RL	MDL	Conc	Q	RL	MDL	
Naphthalene	500	NS	12	1,000	100	100	12	<0.00070	U	0.0043	0.00070	<0.00062	U	0.0038	0.00062	
o-Chlorotoluene	NS	NS	NS	NS	NS	NS	NS	<0.00020	U	0.0022	0.00020	<0.00018	U	0.0019	0.00018	
o-Xylene	NS	NS	NS	NS	NS	NS	NS	<0.00031	U	0.0011	0.00031	<0.00028	U	0.00095	0.00028	
p-Chlorotoluene	NS	NS	NS	NS	NS	NS	NS	<0.00012	U	0.0022	0.00012	<0.00010	U	0.0019	0.00010	
p-Diethylbenzene	NS	NS	NS	NS	NS	NS	NS	<0.00019	U	0.0022	0.00019	<0.00017	U	0.0019	0.00017	
p-Ethyltoluene	NS	NS	NS	NS	NS	NS	NS	<0.00041	U	0.0022	0.00041	<0.00036	U	0.0019	0.00036	
p-Isopropyltoluene	NS	NS	NS	NS	NS	NS	NS	<0.00012	U	0.0011	0.00012	<0.00010	U	0.00095	0.00010	
p/m-Xylene	NS	NS	NS	NS	NS	NS	NS	<0.00060	U	0.0022	0.00060	<0.00053	U	0.0019	0.00053	
sec-Butylbenzene	500	NS	11	1,000	100	100	11	<0.00016	U	0.0011	0.00016	<0.00014	U	0.00095	0.00014	
Styrene	NS	NS	NS	NS	NS	NS	NS	<0.00021	U	0.0011	0.00021	<0.00019	U	0.00095	0.00019	
tert-Butylbenzene	500	NS	5.9	1,000	100	100	5.9	<0.00013	U	0.0022	0.00013	<0.00011	U	0.0019	0.00011	
Tetrachloroethene	150	2	1.3	300	5.5	19	1.3	<0.00021	U	0.00054	0.00021	<0.00019	U	0.00048	0.00019	
Toluene	500	36	0.7	1,000	100	100	0.7	<0.00058	U	0.0011	0.00058	<0.00052	U	0.00095	0.00052	
trans-1,2-Dichloroethene	500	NS	0.19	1,000	100	100	0.19	<0.00015	U	0.0016	0.00015	<0.00013	U	0.0014	0.00013	
trans-1,3-Dichloropropene	NS	NS	NS	NS	NS	NS	NS	<0.00029	U	0.0011	0.00029	<0.00026	U	0.00095	0.00026	
trans-1,4-Dichloro-2-butene	NS	NS	NS	NS	NS	NS	NS	<0.00015	U	0.0054	0.0015	<0.00013	U	0.0048	0.0013	
Trichloroethene	200	2	0.47	400	10	21	0.47	<0.00015	U	0.00054	0.00015	<0.00013	U	0.00048	0.00013	
Trichlorofluoromethane	NS	NS	NS	NS	NS	NS	NS	<0.00075	U	0.0043	0.00075	<0.00066	U	0.0038	0.00066	
Vinyl acetate	NS	NS	NS	NS	NS	NS	NS	<0.0023	U	0.011	0.0023	<0.0020	U	0.0095	0.0020	
Vinyl chloride	13	NS	0.02	27	0.21	0.9	0.02	<0.00036	U	0.0011	0.00036	<0.00032	U	0.00095	0.00032	
Xylenes, Total	500	0.26	1.6	1,000	100	100	0.26	<0.00031	U	0.0011	0.00031	<0.00028	U	0.00095	0.00028	
Total VOCs	NS	NS	NS	NS	NS	NS	NS	-	-	-	-	0.22	-	-	-	
VOLATILE ORGANIC COMPOUNDS (VOCs) - TICs																
1-Butanol	NS	NS	NS	NS	NS	NS	NS	-	-	-	-	-	-	-	-	-
1-Hexanol, 2-ethyl-	NS	NS	NS	NS	NS	NS	NS	0.00676	NJ	0	0	-	-	-	-	-
7-Octen-2-ol, 2,6-dimethyl-	NS	NS	NS	NS	NS	NS	NS	0.00298	NJ	0	0	-	-	-	-	-
Butylated Hydroxytoluene	NS	NS	NS	NS	NS	NS	NS	0.0031	NJ	0	0	0.0178	NJ	0	0	0
Unknown	NS	NS	NS	NS	NS	NS	NS	0.0101	J	0	0	0.0195	J	0	0	0
Unknown	NS	NS	NS	NS	NS	NS	NS	0.0113	J	0	0	0.00773	J	0	0	0
Unknown	NS	NS	NS	NS	NS	NS	NS	-	-	-	-	0.203	J	0	0	0
Unknown	NS	NS	NS	NS	NS	NS	NS	0.0023	J	0	0	0.0272	J	0	0	0
Unknown Organic Acid	NS	NS	NS	NS	NS	NS	NS	0.0159	J	0	0	-	-	-	-	-
Total TIC Compounds	NS	NS	NS	NS	NS	NS	NS	0.0524	J	0	0	0.275	J	0	0	0

Notes:

Units in milligrams per kilogram (mg/kg)

Conc - Concentration

Q - Qualifier

RL - Reporting Limit

MDL - Method Detection Limit

NS - No regulatory standard

<0.00022 - analyte not detected at the indicated laboratory reporting limit

U - Not detected at the indicated laboratory reporting limit

J - Estimated value (MDL<Conc<RL)

NJ - Presumptive evidence of compound. This represents an estimated concentration for Tentatively Identified Compounds (TICs), where the identification is based on a mass spectral library search.

"-" - not analyzed

Bold results indicate an exceedance of a NYSDEC regulatory standard

NOTE: Regulatory standards above are pertaining to soil, as no NYSDEC regulatory standards exist for concrete samples

NY-RESC: New York NYCRR Part 375 Commercial Criteria, New York Restricted use Criteria per 6 NYCRR Part 375

Environmental Remediation Programs, effective December 14, 2006.

NY-RESER: New York NYCRR Part 375 Ecological Resources Criteria, New York Restricted use Criteria per 6 NYCRR Part 375

Part 375 Environmental Remediation Programs, effective December 14, 2006.

NY-RESGW: New York NYCRR Part 375 Groundwater Criteria, New York Restricted use Criteria per 6 NYCRR Part 375

Environmental Remediation Programs, effective December 14, 2006.

NY-RESI: New York NYCRR Part 375 Industrial Criteria, New York Restricted use Criteria per 6 NYCRR Part 375

Environmental Remediation Programs, effective December 14, 2006.

NY-RESR: New York NYCRR Part 375 Residential Criteria, New York Restricted use Criteria per 6 NYCRR Part 375

Environmental Remediation Programs, effective December 14, 2006.

NY-RESRR: New York NYCRR Part 375 Restricted-Residential Criteria, New York Restricted use Criteria per 6 NYCRR Part 375

Environmental Remediation Programs, effective December 14, 2006.

NY-UNRES: New York NYCRR Part 375 New York Unrestricted use Criteria Criteria per 6 NYCRR Part 375 Environmental

Remediation Programs, effective December 14, 2006.

Approved by: **DKO 8/24/2022**

JL 9/9/2022

APPENDIX A

HEALTH & SAFETY PLAN



Date: June 10, 2021
 BCP # / Name: C344085/AMERICAN TWO CLEANERS
 Address: 43-45 LAFAYETTE AVENUE
SUFFERN, NY

EnviroSure Site Representative/H&S Officer: DYNA KRUMICH-OGONOWSKI
 Site Contact / Phone Number: DEREK GROTHUSEN/609-707-7284
 Project Manager / Phone Number: DYNA KRUMICH-OGONOWSKI/732-688-3274
 EnviroSure H&S Officer / Phone Number: Scott Smith, P.E. - 610 405-1959

Project Activities: Geophysical Survey of the basement, exterior near front door and exterior near rear door. Subsurface Soil Investigation involving advancing up to 12 soil borings in the basement and exterior of the building. Soil samples will be collected for VOC analysis. Installation of three monitoring wells; proposed locations are in the basement and two exterior wells. Groundwater samples collected via low-flow sampling method.

Chemical Hazards (list all & attach SDS): Confirmed chlorinated VOCs in sub-slab soil vapor and indoor air.

Physical Hazards (list all): Direct push drill rig, manual drilling equipment
Slips, trip, falls
Heat/cold exhaustion
Hand tools

COVID-19 Precautions: EnviroSure and subcontractors will follow all recommended CDC and OSHA protocol regarding mitigating and preventing the spread of COVID-19 in the workplace.
<https://www.osha.gov/coronavirus/safework>

N	Confined Space Entry? (Include Confined Space Entry Plan)
N	Work conducted in roadway? (Include traffic control plan)

PPE / H&S Equipment: Modified level D - nitrile gloves, steel toe boots, hard hat when drill rig is operating, safety goggles
Face coverings when working inside or in close proximity to others as per COVID-19 protocol.

APPENDIX B

GEOPHYSICAL SURVEY SUMMARY REPORT



GEOPHYSICAL INVESTIGATION REPORT

PERFORMED AT:

**43-45 Lafayette Avenue
Suffern, NY 10901**

PREPARED FOR:

**Dyna Krumich-Ogonowski
Envirosure Inc.
621 Shrewsbury Avenue, Suite 151
Shrewsbury, NJ 07702**

PREPARED BY:

**John Wallace
Geophysical Technician
Enviroprobe Service, Inc.
81 Marter Avenue
Mount Laurel, NJ 08054
(856) 858-8584
(800) 596-7472**

January 06, 2022

1.0 INTRODUCTION

Enviroprobe Service, Inc. (Enviroprobe) is an environmental investigation services firm which provides monitoring well installation (HSA), Geoprobe (DPT) drilling services and Environmental & Engineering Geophysics (EEG) services to the environmental consulting and engineering community.

Enviroprobe conducted a subsurface geophysical investigation at the subject property within client-specified areas of concern. Due to conditions and objectives, the investigation utilized a GSSI UtilityScan HS cart-mounted Ground Penetrating Radar (GPR) unit with a 350 MHz antenna, a Fisher TW-6 metallic locator, a Radiodetection RD7000TX3 multi-frequency transmitter, and a Radiodetection RD7000PXL receiver.

Ground penetrating radar (commonly called GPR) is a geophysical method that has been developed over the past thirty years for shallow, high-resolution, subsurface investigations of the earth. GPR uses high frequency pulsed electromagnetic waves (generally 10 MHz to 2,000 MHz) to acquire subsurface information. An EM wave is propagated downward into the ground by a transmitting antenna. Where abrupt changes in electrical properties occur in the subsurface, a portion of the energy is reflected back to the surface. This reflected wave is detected by a receiver antenna and transmitted to a control unit for real time processing and display. The penetration depth of the GSSI unit varies from several inches to tens of feet according to site-specific conditions. The penetration depth decreases with increased soil conductivity. The penetration depth is the greatest in ice, dry sands, and fine gravels. Clayey, highly saline or saturated soils, areas covered by concrete, foundry slag, or other highly conductive materials greatly reduce GPR penetration. GPR is a method that is commonly used for environmental, engineering, archaeological, and other shallow investigations.

The Fisher TW-6 metallic locator is designed to find pipes, cables and other metallic objects such as underground storage tanks (USTs). The TW-6 transmitter generates an electromagnetic field that induces electrical currents in the subsurface. These currents produce a secondary electromagnetic field that is measured by the TW-6 receiver. One surveyor can carry both the transmitter and receiver together to search for underground metallic objects, although the TW-6 response can also be affected by the electrical properties of non-metallic materials in the subsurface.

The Radiodetection (RD) transmitter and receiver are commonly used for pipe and cable locating. The multi-frequency transmitter can be directly connected, clamped, or used to induce a signal in a target line while the multi-frequency receiver is used to measure the signal from energized lines.

2.0 SCOPE OF WORK

On January 06, 2022, a geophysical technician from Enviroprobe Service Inc. was mobilized to the subject property to perform a geophysical investigation. The purpose of the investigation was to clear proposed boring locations, detect possible anomalies, and designate underground conduits/utilities in the client selected exterior/interior portions of the subject property. The ground surface of the survey area consisted of concrete and brick.

3.0 SURVEY RESULTS

The survey was conducted using a cart-mounted GPR unit, a Fisher TW-6 metallic locator, and a RD unit. The RD unit was used to trace common utilities from sources in and around the survey area. The RD receiver was also used in the passive mode to search for live underground electrical power cables and other utilities emitting 60Hz electromagnetic signals. When possible, the locations of utilities were confirmed with the GPR. Designated utilities were marked on-site with spray paint using the following colors: red – electric, yellow – natural gas, blue – water, green – sanitary sewer & storm drainage, pink – unknown utilities & fuel piping (See Figure Below).

The GPR and TW-6 were used in a grid pattern over all client specified areas of the site. Based on the results of the GPR and TW-6 surveys, no metallic anomalies were detected on site.

Eight proposed boring locations were investigated with the GPR, TW-6, and RD receiver. When possible, an area of approximately 10 ft by 10 ft surrounding each location was scanned. In some cases, obstructions prevented an investigation of the entire 10 ft by 10 ft area (See Figure Below).



4.0 LIMITATIONS

Due to surface conditions and subsurface content, the GPR signal penetration was estimated at less than 4 ft in the majority of the survey area. This penetration was reduced in areas of concrete cover.

The TW-6 survey was kept up to 6 feet away from above ground objects containing metals depending on the sizes, shapes and positions of the metal objects. The TW-6 survey was not effective in areas with reinforced concrete.

Due to the dielectric properties of the subsurface, clay, plastic polymer, and fiberglass utilities may not have been detected.

All field services were conducted in compliance with the industry standard of care guidelines found in ASCE 38-02 (Level B).

5.0 WARRANTIES

The field observations and measurements reported herein are considered sufficient in detail and scope for this project. Enviroprobe Service, Inc. warrants that the findings and conclusions contained herein have been promulgated in accordance with generally accepted environmental engineering methods. There is a possibility that conditions may exist which could not be identified within the scope of this project and were not apparent during the site activities performed for this project.

Enviroprobe represents that the services were performed in a manner consistent with that level of care and skill ordinarily exercised by environmental consultants under similar circumstances. No other representations to Client, express or implied, and no warranty or guarantee is included or intended in this agreement, or in any report, document, or otherwise.

Enviroprobe Service, Inc. believes that the information provided in this report is reliable. However, Enviroprobe cannot warrant or guarantee that the information provided by others is complete or accurate. No other warranties or guarantees are implied or expressed.


GPR data is subject to signal anomalies and operator interpretation. The GPR data is intended to provide the locations of areas of concern requiring additional investigation or the approximate location of underground structures and utilities. Great care must be utilized when excavating and/or drilling around underground structures and utilities since GPR data can only be used for estimation purposes and GPR data is subject to misinterpretation. Enviroprobe can not guarantee that utilities, post-tension cables, and/or rebar will not be incurred during drilling, cutting, coring, or excavating activities.


This report was prepared pursuant to the contract Enviroprobe has with the Client. That contractual relationship included an exchange of information about the property that was unique and between Enviroprobe and its client and serves as the basis upon which this report was prepared. Because of the importance of the communication between Enviroprobe and its client, reliance or any use of this report by anyone other than the Client, for whom it was prepared, is prohibited and therefore not foreseeable to Enviroprobe.

Reliance or use by any such third party without explicit authorization in the report does not make said third party a third party beneficiary to Enviroprobe contract with the Client. Any such unauthorized reliance on or use of this report, including any of its information or conclusions, will be at the third party's risk. For the same reasons, no warranties or representations, expressed or implied in this report, are made to any such third party.


APPENDIX C

SOIL BORING LOGS AND FIELD LOGBOOK ENTRIES

PROJECT NO:		SO1241			
SITE ID:		43-45 Lafayette Avenue			
LOGGED BY:		Derek Grothusen			
DRILLING CO.:		Enviroprobe			
OPERATOR:		Ken Lindes			
DRILL RIG:		Geoprobe			
DIAMETER:		2"		BOREHOLE NO.:	SB-02
				DATE:	1/6/2022
DEPTH (fbgs)	PID (ppm)	DESCRIPTION	OBSERVATIONS/SAMPLE INFO.		
0	0.0	0.0-0.5' Brick/stone, some rocks			
	0.0	0.5-5.0' Brown-tan SAND, some silt			
1	0.0				
	0.0				
2	0.0				
	0.0				
3	0.0				
	0.0				
4	0.0				
	0.0				
5	0.0		Moist at 4.5-5.0'		
	0.0	5.0-7.0' Brown SAND, with some clay; rocks in first 1.0'			
6	0.0				
	0.0				
7	0.0	7.0-16.5' Tan-yellow sandy CLAY			
	0.0		Soil sample collected 8.0-8.5'		
8	0.0				
	0.0				
9	0.0				
	0.0				
10	0.0		Dry throughout		
	0.0				
11	0.0				
	0.0				
12	0.0				
	0.0				
13	0.0				
	0.0				
14	0.0		14.5-15.0' many rocks and fragments		
	0.0				
15	0.0		Soil sample collected 15.0-15.5		
	0.0				
16	0.0				
	0.0				
17	0.0	16.5-30.0' Tan-brown and white SAND with clay			
	0.0				
18	0.0				
	0.0				
19	0.0		19.0-20.0' many rocks and fragments		
	0.0				
20	0.0				
	0.0				
21	0.0				
	0.0				
22	0.0		Dry throughout		
	0.0				
23	0.0				
	0.0				
24	0.0				
	0.0				
25	0.0				
	0.0				
26	0.0				
	0.0				
27	0.0				
	0.0				
28	0.0				
	0.0				
29	0.0				
	0.0				
30	0.0		Soil sample collected 29.5-30.0'		
		EOB			
NOTES					
SAA = Same As Above; EOB = End of Boring					

PROJECT NO:		SO1241		 EnviroSure Inc <small>Quality. Integrity. Reliability.</small>	
SITE ID:		43-45 Lafayette Avenue			
LOGGED BY:		Derek Grothusen			
DRILLING CO.:		Enviroprobe			
OPERATOR:		Ken Lindes			
DRILL RIG:		Geoprobe		BOREHOLE NO.:	SB-03
DIAMETER:		2"		DATE:	1/6/2022
DEPTH (fbgs)	PID (ppm)	DESCRIPTION	OBSERVATIONS/SAMPLE INFO.		
0	0.0	0.0-0.5' Brick/stone, some rocks			
	0.0	0.5-5.0' Brown-tan SAND, some silt			
1	0.0				
	0.0				
2	0.0				
	0.0				
3	0.0				
	0.0				
4	0.0				
	0.0				
5	0.0				
	0.0				
	0.0	5.0-7.0' Brown SAND and clay; some rocks in first 1.0'			
6	0.0				
	0.0		Dry Throughout Soil sample collected 12.0-12.5' Wet layer at 15.0-17.0' (dry elsewhere)		
7	0.0	7.0-16.5' Tan-yellow CLAY with sand			
	0.0				
8	0.0				
	0.0				
9	0.0				
	0.0				
10	0.0				
	0.0				
11	0.0				
	0.0				
12	0.0		Soil sample collected at 17.0-17.5'		
13	0.0				
	0.0		Dry throughout Soil sample collected at 28.0-28.5'		
14	0.0				
	0.0				
15	0.0				
	0.0				
16	0.0				
	0.0				
17	0.0	16.5-30.0' Tan-brown and white SAND with clay			
	0.0				
18	0.0				
	0.0				
19	0.0				
	0.0				
20	0.0				
	0.0				
21	0.0				
	0.0				
22	0.0				
	0.0				
23	0.0				
	0.0				
24	0.0				
	0.0				
25	0.0				
	0.0				
26	0.0				
	0.0				
27	0.0				
	0.0				
28	0.0		Soil sample collected at 28.0-28.5'		
	0.0				
29	0.0				
	0.0				
30	0.0				
		EOB			
NOTES					
SAA = Same As Above; EOB = End of Boring					


PROJECT NO:		SO1241		 EnviroSure Inc. <small>Quality. Integrity. Reliability.</small>	
SITE ID:		43-45 Lafayette Avenue			
LOGGED BY:		Derek Grothusen			
DRILLING CO.:		Enviroprobe			
OPERATOR:		Ken Lindes			
DRILL RIG:		Geoprobe			
DIAMETER:		2"		BOREHOLE NO.:	SB-08
				DATE:	1/6/2022
DEPTH (fbgs)	PID (ppm)	DESCRIPTION	OBSERVATIONS/SAMPLE INFO.		
0	0	0.0-0.5' Brick/stone, some rocks			
	0.0	0.5-5.0' Brown-tan SAND, some silt			
1	0.0				
	0.0				
2	0.0				
	0.0				
3	0.0				
	0.0				
4	0.0				
	0.0				
5	0.0				
	0.0	5.0-7.0' Brown SAND and clay; some rocks in first 1.0'			
6	0.0				
	0.0				
7	0.0	7.0-12.5' Tan-yellow sandy CLAY	Soil sample collected at 7.0-7.5'		
8	0.0				
	0.0				
9	0.0				
	0.0				
10	0.0				
	0.0				
11	0.0				
	0.0				
12	0.0				
	0.0				
13	0.0	12.5-13.5' Red sandy CLAY			
	0.0				
14	0.0	13.5-16.5' Tan-yellow sandy CLAY			
	0.0				
15	0.0		Soil sample collected at 14.5-15.0'		
	0.0				
16	0.0				
	0.0				
17	0.0				
	0.0				
18	0.0				
	0.0				
19	0.0				
	0.0				
20	0.0	16.5-30.0' Tan-brown and white SAND with clay	Rocks and fragments throughout		
	0.0				
21	0.0				
	0.0				
22	0.0				
	0.0				
23	0.0				
	0.0				
24	0.0				
	0.0				
25	0.0				
	0.0				
26	0.0		Dry throughout		
	0.0				
27	0.0				
	0.0				
28	0.0				
	0.0				
29	0.0				
	0.0				
30	0.0		Soil sample collected at 29.5-30.0'		
		EOB			
NOTES					
SAA = Same As Above; EOB = End of Boring					

PROJECT NO:	SO1241		 EnviroSure Inc <small>Quality. Integrity. Reliability.</small>
SITE ID:	43-45 Lafayette Avenue		
LOGGED BY:	Derek Grothusen		
DRILLING CO.:	Enviroprobe		
OPERATOR:	Ken Lindes		
DRILL RIG:	Geoprobe		
DIAMETER:	2"	BOREHOLE NO.:	SB-01
		DATE:	1/13/2022

DEPTH (fbgs)	PID (ppm)	DESCRIPTION	OBSERVATIONS/SAMPLE INFO.
0			
1			
2			
3			
4			
5			
6			
7			
8			
	0.0	8.0-8.5' Concrete/base	
9	0.0	8.5-11.0' Tan-brown CLAY with little sand; dry	Appears clean and dry 8.0-11.0'
	0.1		
10	0.3		
	0.5		
11	0.5	11.0-14.0' SAA, with more coarse sand and odor	Dark staining and odor at 11.5-12.0'
	1.0		
12	2.0		
	1.8		
13	1.8		
	0.8		Soil sample collected at 12.0-12.5'
14	0.8		Soil sample collected at 13.5-14.0
	0.2	14.0-15.0' SAA, saturated 14.0-14.5, dry at bottom	Soil sample collected at 14.5-15.0'
15	0.1		
16		EOB (Refusal at 15.0')	
17			
18			
19			
20			

NOTES


SAA = Same As Above; EOB = End of Boring

PROJECT NO:	SO1241		 EnviroSure Inc <small>Quality. Integrity. Reliability.</small>
SITE ID:	43-45 Lafayette Avenue		
LOGGED BY:	Derek Grothusen		
DRILLING CO.:	Enviroprobe		
OPERATOR:	Ken Lindes		
DRILL RIG:	Geoprobe		
DIAMETER:	2"	BOREHOLE NO.:	SB-04
		DATE:	1/13/2022

DEPTH (fbgs)	PID (ppm)	DESCRIPTION	OBSERVATIONS/SAMPLE INFO.
0			
1			
2			
3			
4			
5			
6			
7			
8			
	0.5	8.0-8.5' Concrete/base	
9	0.7	8.5-11.0' Tan-brown CLAY with little sand; tan staining and dry	Slight odor at 8.5-9.5'
	1.7		
10	1.7		Soil sample collected at 9.5-10.0'
	0.3		
11	0.3	11.0-14.0' SAA	
	0.5		
12	1.7		
	2.5		Soil sample collected at 12.0-12.5'
13	2.5		
	1.3		
14	1.3		Moisture at 13.5-14.0'
	1.3		
15	1.3		
	1.3		
16	0.7	15.5-16.0' Brown coarse SAND	Soil sample collected at 15.5-16.0'
		EOB (Refusal at 16.0')	
17			
18			
19			
20			

NOTES


SAA = Same As Above; EOB = End of Boring

PROJECT NO:	SO1241		 EnviroSure Inc <small>Quality. Integrity. Reliability.</small>
SITE ID:	43-45 Lafayette Avenue		
LOGGED BY:	Derek Grothusen		
DRILLING CO.:	Enviroprobe		
OPERATOR:	Ken Lindes		
DRILL RIG:	Geoprobe		
DIAMETER:	2"	BOREHOLE NO.:	SB-05
		DATE:	1/13/2022

DEPTH (fbgs)	PID (ppm)	DESCRIPTION	OBSERVATIONS/SAMPLE INFO.	
0				
1				
2				
3				
4				
5				
6				
7				
8				
	2.3	8.0-8.5' Concrete/base		
9	2.3	8.5-11.0' Tan-brown CLAY with little sand; tan staining and dry	Soil sample collected 9.0-9.5' (+ Dup.)	
	2.3			
10	2.0			
	1.6			
11	1.6	11.0-14.0' Brown-red CLAY with little sand	Soil sample collected at 11.5-12.0'	
	1.7			
12	1.7			
	2.0			
13	2.0			
	2.0			
14	1.7	14.0-16.0' SAA with some dark green-brown clay	Damp with slight odor at 14.5-15.5	
	1.7			
15	1.7			
	1.7			
16	1.7		Soil sample collected at 15.5-16.0'	
		EOB (Refusal at 16.0')		
17				
18				
19				
20				

NOTES


SAA = Same As Above; EOB = End of Boring

PROJECT NO:	SO1241		 EnviroSure Inc <small>Quality. Integrity. Reliability.</small>
SITE ID:	43-45 Lafayette Avenue		
LOGGED BY:	Derek Grothusen		
DRILLING CO.:	Enviroprobe		
OPERATOR:	Ken Lindes		
DRILL RIG:	Geoprobe		
DIAMETER:	2"	BOREHOLE NO.:	SB-06
		DATE:	1/13/2022

DEPTH (fbgs)	PID (ppm)	DESCRIPTION	OBSERVATIONS/SAMPLE INFO.
0			
1			
2			
3			
4			
5			
6			
7			
8			
	2.5	8.0-8.5' Concrete/base	
9	2.5	8.5-11.0' Tan-brown CLAY with little sand; possible staining and odor; dry	
	2.7		
10	2.7		Soil sample collected 9.5-10'
	2.7		
11	2.8	11.0-13.5' SAA, with some tan sand; moist	Soil sample collected 10.5-11.0'
	2.1		
12	2.1		Slight moisture
	2.1		
13	2.0		Soil sample collected 12.5-13.0'
	2.0		Odor at 13.0-13.5
14		EOB (Refusal at 13.5')	
15			
16			
17			
18			
19			
20			

NOTES


SAA = Same As Above; EOB = End of Boring

PROJECT NO:	SO1241		 EnviroSure Inc <small>Quality. Integrity. Reliability.</small>
SITE ID:	43-45 Lafayette Avenue		
LOGGED BY:	Derek Grothusen		
DRILLING CO.:	Enviroprobe		
OPERATOR:	Ken Lindes		
DRILL RIG:	Geoprobe		
DIAMETER:	2"	BOREHOLE NO.:	SB-07
		DATE:	1/13/2022

DEPTH (fbgs)	PID (ppm)	DESCRIPTION	OBSERVATIONS/SAMPLE INFO.
0			
1			
2			
3			
4			
5			
6			
7			
8	3.1		
	3.1	8.0-8.5' Concrete/base	
9	3.1	8.5-11.0' Brown CLAY with little sand; dry	
	2.6		Soil sample collected 9.0-9.5'
10	2.6		
	2.6		
11	2.6		
	2.5		
12	2.2		
	2.2		Soil sample collected 11.5-12.0
13	2.2		
	2.2		
14	2.2		Soil sample collected 13.5-14.0
		EOB (Refusal at 14.0')	
15			
16			
17			
18			
19			
20			

NOTES


SAA = Same As Above; EOB = End of Boring

PROJECT NO:	SO1241		 EnviroSure Inc <small>Quality. Integrity. Reliability.</small>
SITE ID:	43-45 Lafayette Avenue		
LOGGED BY:	Derek Grothusen		
DRILLING CO.:	Enviroprobe		
OPERATOR:	Ken Lindes		
DRILL RIG:	Geoprobe		
DIAMETER:	2"	BOREHOLE NO.:	SB-06
		DATE:	1/13/2022

DEPTH (fbgs)	PID (ppm)	DESCRIPTION	OBSERVATIONS/SAMPLE INFO.
0			
1			
2			
3			
4			
5			
6			
7			
8			
	2.5	8.0-8.5' Concrete/base	
9	2.5	8.5-11.0' Tan-brown CLAY with little sand; possible staining and odor; dry	
	2.7		
10	2.7		Soil sample collected 9.5-10'
	2.7		
11	2.8	11.0-13.5' SAA, with some tan sand; moist	Soil sample collected 10.5-11.0'
	2.1		
12	2.1		Slight moisture
	2.1		
13	2.0		Soil sample collected 12.5-13.0'
	2.0		Odor at 13.0-13.5
14		EOB (Refusal at 13.5')	
15			
16			
17			
18			
19			
20			

NOTES

SAA = Same As Above; EOB = End of Boring

PROJECT NO:	SO1241		 EnviroSure Inc <small>Quality. Integrity. Reliability.</small>
SITE ID:	43-45 Lafayette Avenue		
LOGGED BY:	Derek Grothusen		
DRILLING CO.:	Enviroprobe		
OPERATOR:	Ken Lindes		
DRILL RIG:	Geoprobe		
DIAMETER:	2"	BOREHOLE NO.:	SB-07
		DATE:	1/13/2022

DEPTH (fbgs)	PID (ppm)	DESCRIPTION	OBSERVATIONS/SAMPLE INFO.
0			
1			
2			
3			
4			
5			
6			
7			
8	3.1		
	3.1	8.0-8.5' Concrete/base	
9	3.1	8.5-11.0' Brown CLAY with little sand; dry	
	2.6		Soil sample collected 9.0-9.5'
10	2.6		
	2.6		
11	2.6		
	2.5		
12	2.2		Soil sample collected 11.5-12.0
	2.2		
13	2.2		
	2.2		
14	2.2		Soil sample collected 13.5-14.0
		EOB (Refusal at 14.0')	
15			
16			
17			
18			
19			
20			

NOTES

SAA = Same As Above; EOB = End of Boring

APPENDIX D

**MONITORING WELL CONSTRUCTION LOGS
AND FIELD SAMPLING NOTES**



GROUND WATER MONITORING WELL INSTALLATION LOG

WELL ID/PERMIT# MW-1
PROJECT NUMBER SO1241
NYSDEC BCP # C344085
SITE LOCATION 43-45 Lafayette Avenue, Suffern, NY

GEOLOGIST	Derek Grothusen	WELL DIAMETER	2	inches	DATE	March 14, 2022
DRILLER(s)	Howard Hammel and Ken Lindes	WELL DEPTH	35	ft bgs	GROUT TYPE	Bentonite slurry
DRILLING CO.	Enviroprobe Service, Inc.	WATER LEVEL (during)	▼ 26.96	ft bgs	TOP OF GROUT	1.5 ft bgs
METHOD	ODEX Air Rotary	WATER LEVEL (post)	▼ 26.96	ft bgs	PLUG TYPE	Hole Plug
DRILL RIG	7822	RISER TYPE	PVC		TOP OF PLUG	14 ft bgs
OUTER CASING	2"	TOP OF RISER	0.4	ft bgs	SAND TYPE	Filpro Quartz Sand
WELL FINISH	35'	SCREEN TYPE	PVC		TOP OF SAND	19 ft bgs
BORING DIAMETER	10 inches	SCREEN LENGTH	10	ft	WELL YIELD	~18-20 gallons
BORING DEPTH	35 ft bgs	TOP OF SCREEN	25	ft bgs	PUMP RATE	~2 gal/min

Depth	Water Level	PID (ppm)	Lithologic Description	Blows/ft (n)	Well Installation Diagram	Drilling/Construction Details
0			0-0.5' Concrete/base			
			0.5-5.0' Brown-tan SAND, some silt			
5			5.0-7.0' Brown SAND and clay; some rocks			
			7.0-16.5' Tan-yellow CLAY with sand			
15						5 bags of Hole Plug
			16.5-35.0' Tan-brown and white SAND with clay			6 Bags of Sand
20						
25						
30						
35			END OF BORING			



GROUND WATER MONITORING WELL INSTALLATION LOG

WELL ID/PERMIT# MW-2
 PROJECT NUMBER SO1241
 NYSDEC BCP # C344085
 SITE LOCATION 43-45 Lafayette Avenue, Suffern, NY

GEOLOGIST <u> Derek Grothusen </u>	WELL DIAMETER <u> 2 </u> inches	DATE <u> March 14, 2022 </u>
DRILLER(s) <u> Howard Hammel and Ken Lindes </u>	WELL DEPTH <u> 35 </u> ft bgs	GROUT TYPE <u> Bentonite slurry </u>
DRILLING CO. <u> Enviroprobe </u>	WATER LEVEL (during) <u> ▼ 18.28 </u> ft bgs	TOP OF GROUT <u> 1.5 </u> ft bgs
METHOD <u> ODEX Air Rotary </u>	WATER LEVEL (post) <u> ▲ 18.28 </u> ft bgs	PLUG TYPE <u> Hole Plug </u>
DRILL RIG <u> 7822 </u>	RISER TYPE <u> PVC </u>	TOP OF PLUG <u> 14 </u> ft bgs
OUTER CASING <u> 2" </u>	TOP OF RISER <u> 0.4 </u> ft bgs	SAND TYPE <u> Filpro Quartz Sand </u>
WELL FINISH <u> 35" </u>	SCREEN TYPE <u> PVC </u>	TOP OF SAND <u> 19 </u> ft bgs
BORING DIAMETER <u> 10 </u> inches	SCREEN LENGTH <u> 10 </u> ft	WELL YIELD <u> ~18-20 </u> gallons
BORING DEPTH <u> 35 </u> ft bgs	TOP OF SCREEN <u> 25 </u> ft bgs	PUMP RATE <u> ~2 </u> gal/min

Depth	Water Level	PID (ppm)	Lithologic Description	Blows/ft (n)	Well Installation Diagram	Drilling/Construction Details
0			0-0.5' Concrete/base 0.5-5.0' Brown-tan SAND, some silt			
5			5.0-7.0' Brown SAND and clay; some rocks			
10			7.0-16.5' Tan-yellow sandy CLAY			
15			16.5-35.0' Tan-brown and white SAND with clay			5 bags of Hole Plug
20	▼▲				6 Bags of Sand	
25						
30						
35			END OF BORING			

Location

43-45 Lafayette

Date

1/13/22

137

Project / Client

501241

Weather - 30S-40S, Sunny
 PPE - Level D
 Crew - Derek Grothusen (EnviroSure - "DG")
 Ken Lindes, Anthony (EnviroProbe - "KL+A")
 Task - RI Soil Sampling (basement)
 755 - DG, KL+A arrive on site
 835 - Equipment/rig setup in basement
 840 - SB-01 begins advancement
 857 - Refusal at 7' (= 15' total) → bottom ~ 1ft is wet/saturated → pre-packed well (temp well placed)
 915 - SB-01 - 12-12.5 collected
 930 - SB-01 - 13.5-14.0 collected
 940 - SB-01 - 14.5-15.0 collected
 955 - SB-04 Advanced (refusal at 8' = 15' total)
 1005 - SB-04 - 9.5-10.0 collected
 1015 - SB-04 - 12.0-12.5 collected
 1025 - SB-04 - 15.5-16.0 collected
 SB-01 TEMP well is dry (no signs of any moisture or GW; hole to be filled; no well to be placed)
 1045 - SB-05 Boring advanced (refusal at 8' → 15' total)
 1055 - SB-05 - 9.0-9.5 collected
 1100 - DVP-01322 collected (9.0-9.5')
 1120 - SB-05 - 11.5-12.0 collected
 1130 - SB-05 - 15.5-16.0 collected

1135- SB-06 Boring Advanced (refusal at 9.5 -> 13.5 total)

1150- SB-06-9.0-9.5 collected

1200- SB-06-10.5-11.0 collected

1215- SB-07 Boring Advanced (refusal at 6.0 -> 14' total)

1220- SB-08-12.5-13.0 collected


1235- SB-07-9.0-9.5 collected

1250- SB-07-11.5-12.0 collected

1300- SB-07-13.5-14.0 collected

All samples collected; cleanup begins

1405- crew exits site (property locked, boring distance measure taken and recorded, cleaned up)



D.F.

Location 41345 Lafayette Avenue

Date 2/2/22 139

Project / Client SOI241

Weather - 30S with fog, very cloudy

PPE - Level D

Task - GW monitoring well installation

crew - Derek Grathusen (DG) - EnviroSure

Ken Lindes (KL)

Andrew Ball (AB)

EnviroProbe (+ 1 Helper)

800 - DG arrives on site

830 - AB, KL, and helper arrive on site

900 - MW-1 installation begins (NW corner of building)

1020 - Auger stuck on rock/other object ($\approx 15-16.5$ ft) rock) and compacted soil \rightarrow work halted

1030 - Augers to be pulled out; reassess next steps and plan forward.

1050 - Decision made to move Geoprobe to MW-2 location and begin installation

1115 - MW-2 installation begins (SE corner of building)

1145 - Auger stuck on rocks at ≈ 3 ft, does not budge; decision made to halt work for the day and pack up (Plan to return to site at later date with ODEX)

1220 - Crew exits site

D.G.

Derek Grathusen

Weather - 45° and Sunny

PPE - Level D

Task - MW Installation

Crew - Derek Grothusen (DG) EnviroSve

Ken Lindes (KL) + Howard Hammel (HH)

7:45 - DG arrives on site, notified that EnviroProbe crew would be arriving late

8:50 - KL and HH arrive on site

9:30 - MW-2 installation begins (SE of building)

10:40 - Some moist soil at ≈ 15ft

12:15 - Bottom of well (~35ft) reached


Well put in place (5 bags sand, 6 bags hole plug, DTW = 18.28ft)

~~14:20~~ 14:20 - MW-2 installation complete; geoprbe moving to MW-1 (NE corner)

16:20 - Bottom of well (~35ft) reached

18:00 - MW-1 installation complete; cleanup (5 bags sand; 6 bags HOP plug)

18:30 - DG, KL, and HH exit site (DTW probe malfunction so initial DTW was unable to be measured)



Detect ~~center~~ the Rain

Weather - 70S and cloudy

PPE - Level D

→ Hammer and chisel

Task - concrete sampling (basement slab)

Crew - Derek Grothusen (DG) → EnviroSwe

825 - DG arrives on site, moves tools/equipment to basement; water in SE corner near sump

→ will sample from SV/IA sample locations

855 - start at former SS-03 location (near SW corner of building → side room)

910 - C-01 collected → NO PID hits, slight odor

↳ move to C-02 (IA-04 location → center of basement)

1115 - C-02 collected → NO PID hits, slight odor

1200 - C-03 collected → NO PID hits, slight odor


↳ location of SS-05 → central-east wall

1205 - move to C-04 (location of SS-04) → near NW corner of basement, near wall (W side)

1245 - C-04 collected → NO PID hits/odor

1310 - site cleaned and equipment put away

1315 - DG exits site



Derek Grothusen

APPENDIX E

MONITORING WELL SURVEY

On 08-31-22 T.M. : 54.35-2-25

Checked by GJW Spell checked by MEY Drawn by MEY

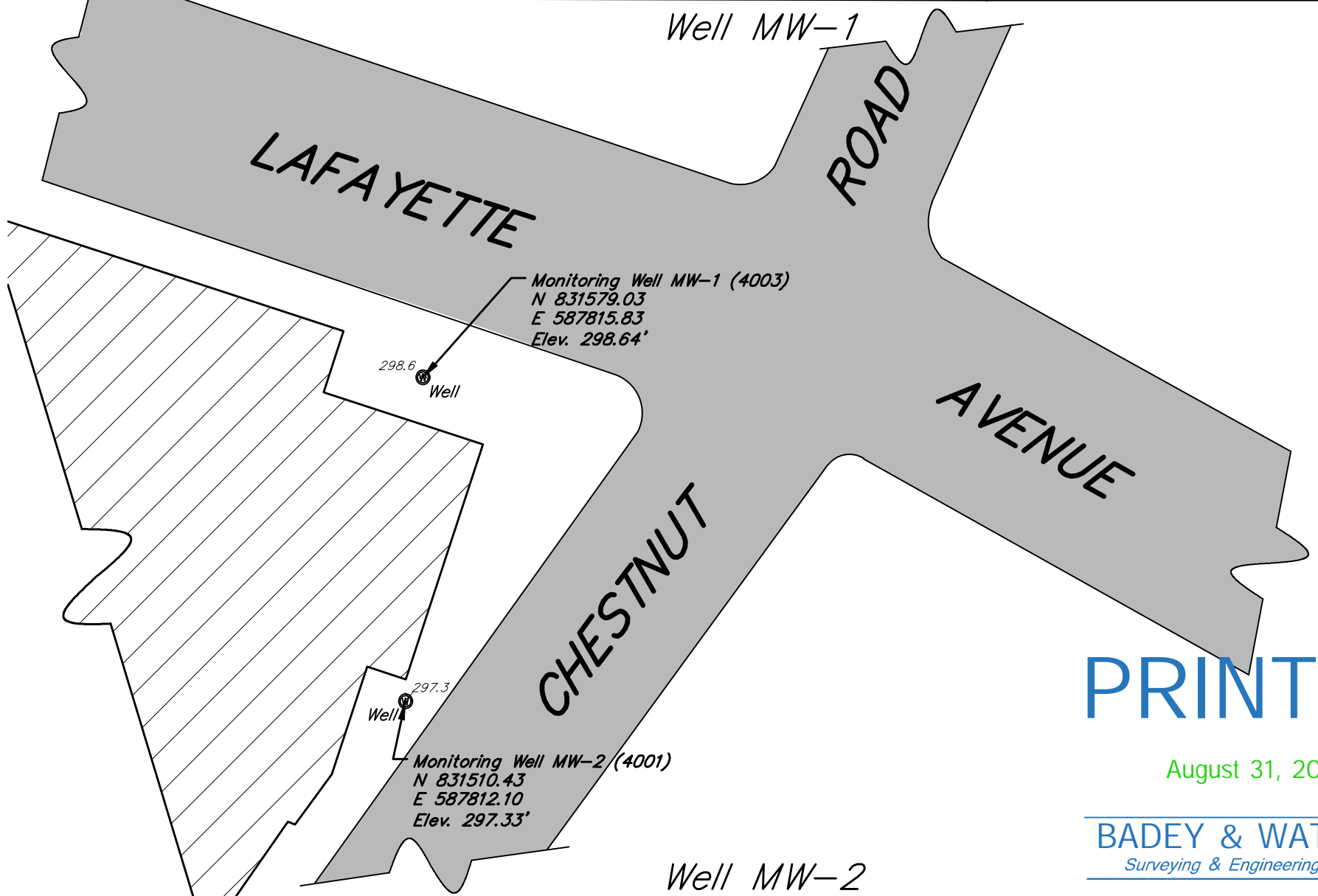
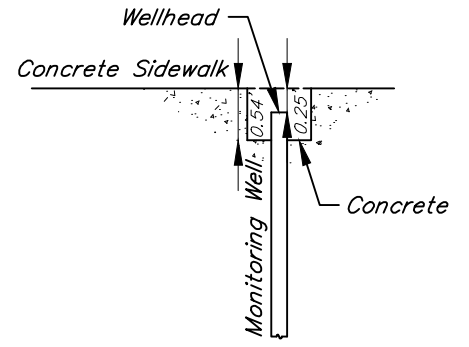
W.O. No. 26508

Layout: SURVEY

Drawing Name: LS26508...R01_V22.DWG

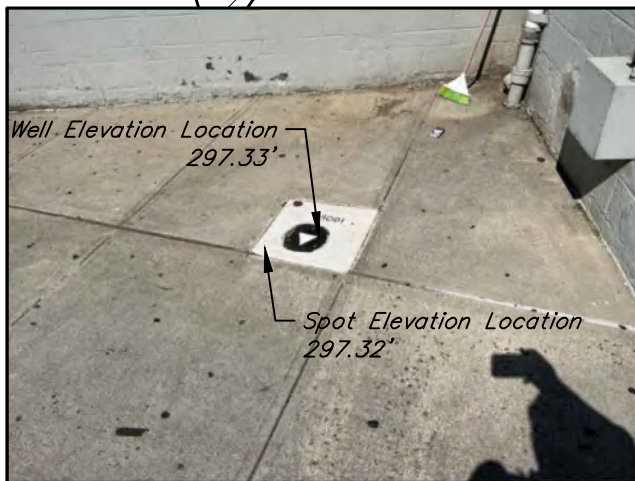


Monitoring Well MW-1 Section View N.T.S.

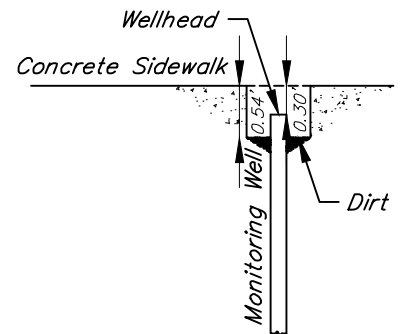


True North at 74°30' West Longitude

PRINTED
 August 31, 2022
BADEY & WATSON
 Surveying & Engineering, D.P.C.



Monitoring Well MW-2 Section View N.T.S.




Notes

1. COPYRIGHT "2022" by BADEY & WATSON, Surveying & Engineering, D.P.C. All Rights Reserved. Unauthorized duplication is a violation of applicable laws.
2. Unauthorized alteration or addition to a document prepared by a licensed land surveyor is a violation of Section 7209, Subdivision 2 of the New York State Education Law.
3. This survey was conducted for the specific and limited purpose of determining the coordinates N, E, elevation (Y, X, Z) of monitoring wells MW-1 & MW-2 shown hereon.
4. The meridian and coordinate values hereon refer to the New York State Coordinate System, East Zone (NAD 83).
5. The vertical datum hereon in North American Vertical Datum of 1988 (NAVD 88).

MONITORING WELL SURVEY
 PREPARED FOR
ENVIROSURE, INC.


SITUATE IN THE
VILLAGE OF SUFFERN
TOWN OF RAMAPO
ROCKLAND COUNTY
NEW YORK
 SCALE 1 in. = 30 ft. AUGUST 24, 2022

We hereby certify that the survey shown hereon was completed by us on August 24, 2022, that this map was completed on August 31, 2022.



3063 Route 9
 Cold Spring, NY 10516
 www.Badey-Watson.com

845.265.9217
 877.3.141593 (Toll Free)



BADEY & WATSON
 Surveying & Engineering, D.P.C.

by *Jennifer W. Reap*
 NEW YORK STATE LICENSED LAND SURVEYOR
 LICENSE No. 50389

APPENDIX F

INDOOR AIR QUALITY QUESTIONNAIRE

NEW YORK STATE DEPARTMENT OF HEALTH
INDOOR AIR QUALITY QUESTIONNAIRE AND BUILDING INVENTORY
CENTER FOR ENVIRONMENTAL HEALTH

This form must be completed for each residence involved in indoor air testing.

Preparer's Name Rayna Ogunowski Date/Time Prepared 4/14/22

Preparer's Affiliation EnviroSure Phone No. 732-741-1110

Purpose of Investigation Remedial Investigation

1. OCCUPANT:

Interviewed: Y N

Last Name: Gray First Name: Cynthia

Address: 43-45 Lafayette Ave

County: Rockland

Home Phone: _____ Office Phone: Cell 917-375-6374

Number of Occupants/persons at this location 1 Age of Occupants adult

2. OWNER OR LANDLORD: (Check if same as occupant X)

Interviewed: Y / N

Last Name: _____ First Name: _____

Address: _____

County: _____

Home Phone: _____ Office Phone: _____

3. BUILDING CHARACTERISTICS

Type of Building: (Circle appropriate response)

Residential
Industrial

School
Church

Commercial/Multi-use
Other: _____

If the property is residential, type? (Circle appropriate response)

- | | | |
|--------------|-----------------|-------------------|
| Ranch | 2-Family | 3-Family |
| Raised Ranch | Split Level | Colonial |
| Cape Cod | Contemporary | Mobile Home |
| Duplex | Apartment House | Townhouses/Condos |
| Modular | Log Home | Other: _____ |

If multiple units, how many? _____

If the property is commercial, type?

Business Type(s) 2 units: 1 vacant (45) & 1 health/fitness (43)

Does it include residences (i.e., multi-use)? Y N If yes, how many? _____

Other characteristics:

Number of floors 2 plus basement Building age 1964

Is the building insulated? Y N How air tight? Tight Average Not Tight

4. AIRFLOW

Use air current tubes or tracer smoke to evaluate airflow patterns and qualitatively describe:

DRAWER KIT WAS USED

Airflow between floors

NO NOTICEABLE AIR FLOW WAS OBSERVED FROM BASEMENT TO FIRST FLOOR

Airflow near source

NO NOTICEABLE AIR FLOW WAS OBSERVED

Outdoor air infiltration

SLIGHT POSITIVE AIR FLOW WAS OBSERVED AROUND DOORWAYS ENTERING THE BUILDING. INDOOR AIR SAMPLERS WERE PLACED IN AREAS TO AVOID OBSTRUCTION FROM DAMPERS

Infiltration into air ducts

N/A

5. BASEMENT AND CONSTRUCTION CHARACTERISTICS (Circle all that apply)

- a. Above grade construction: wood frame concrete stone brick
- b. Basement type: full crawlspace slab other _____
- c. Basement floor: concrete dirt stone other _____
- d. Basement floor: uncovered covered covered with _____
- e. Concrete floor: unsealed sealed sealed with _____
- f. Foundation walls: poured block stone other _____
- g. Foundation walls: unsealed sealed sealed with _____
- h. The basement is: wet damp dry moldy
- i. The basement is: finished unfinished partially finished
- j. Sump present? Y/N
- k. Water in sump? Y/N / not applicable

Basement/Lowest level depth below grade: 49 (feet)

Identify potential soil vapor entry points and approximate size (e.g., cracks, utility ports, drains)

sump which has been covered with a fitted lid.

6. HEATING, VENTING and AIR CONDITIONING (Circle all that apply)

Type of heating system(s) used in this building: (circle all that apply – note primary)

- Hot air circulation Heat pump Hot water baseboard
- Space Heaters Stream radiation Radiant floor
- Electric baseboard Wood stove Outdoor wood boiler Other _____

The primary type of fuel used is:

- Natural Gas Fuel Oil Kerosene
- Electric Propane Solar
- Wood Coal

Domestic hot water tank fueled by: _____

Boiler/furnace located in: Basement Outdoors Main Floor Other _____

Air conditioning: Central Air Window units Open Windows None

Are there air distribution ducts present?

Y / (N)

Describe the supply and cold air return ductwork, and its condition where visible, including whether there is a cold air return and the tightness of duct joints. Indicate the locations on the floor plan diagram.

Four horizontal lines for describing ductwork.

7. OCCUPANCY

Is basement/lowest level occupied?

Full-time

Occasionally

Seldom

(Almost Never)

Level

General Use of Each Floor (e.g., familyroom, bedroom, laundry, workshop, storage)

Basement

vacant

1st Floor

2 units ; unit 45 vacant ; unit 43 occupied by health/fitness.

2nd Floor

~~_____~~

3rd Floor

~~_____~~

4th Floor

~~_____~~

8. FACTORS THAT MAY INFLUENCE INDOOR AIR QUALITY

a. Is there an attached garage?

Y / (N)

b. Does the garage have a separate heating unit?

Y / N / (NA)

c. Are petroleum-powered machines or vehicles stored in the garage (e.g., lawnmower, atv, car)

Y / N / (NA)

Please specify _____

d. Has the building ever had a fire?

Y / (N)

When? _____

e. Is a kerosene or unvented gas space heater present?

Y / (N)

Where? _____

f. Is there a workshop or hobby/craft area?

Y / (N)

Where & Type? _____

g. Is there smoking in the building?

Y / (N)

How frequently? _____

h. Have cleaning products been used recently?

Y / (N)

When & Type? _____

i. Have cosmetic products been used recently?

Y / (N)

When & Type? _____

j. Has painting/staining been done in the last 6 months? Y / N Where & When? _____

k. Is there new carpet, drapes or other textiles? Y / N Where & When? _____

l. Have air fresheners been used recently? Y / N When & Type? _____

m. Is there a kitchen exhaust fan? Y / N If yes, where vented? _____

n. Is there a bathroom exhaust fan? Y / N If yes, where vented? _____

o. Is there a clothes dryer? Y / N If yes, is it vented outside? Y / N

p. Has there been a pesticide application? Y / N When & Type? _____

Are there odors in the building? Y / N
If yes, please describe: _____

Do any of the building occupants use solvents at work? Y / N
(e.g., chemical manufacturing or laboratory, auto mechanic or auto body shop, painting, fuel oil delivery, boiler mechanic, pesticide application, cosmetologist)

If yes, what types of solvents are used? _____

If yes, are their clothes washed at work? Y / N

Do any of the building occupants regularly use or work at a dry-cleaning service? (Circle appropriate response)

- Yes, use dry-cleaning regularly (weekly) No
- Yes, use dry-cleaning infrequently (monthly or less) Unknown
- Yes, work at a dry-cleaning service

Is there a radon mitigation system for the building/structure? Y / N Date of Installation: _____
Is the system active or passive? Active/Passive

9. WATER AND SEWAGE

Water Supply: Public Water Drilled Well Driven Well Dug Well Other: _____

Sewage Disposal: Public Sewer Septic Tank Leach Field Dry Well Other: _____

10. RELOCATION INFORMATION (for oil spill residential emergency)

a. Provide reasons why relocation is recommended: _____

b. Residents choose to: remain in home relocate to friends/family relocate to hotel/motel

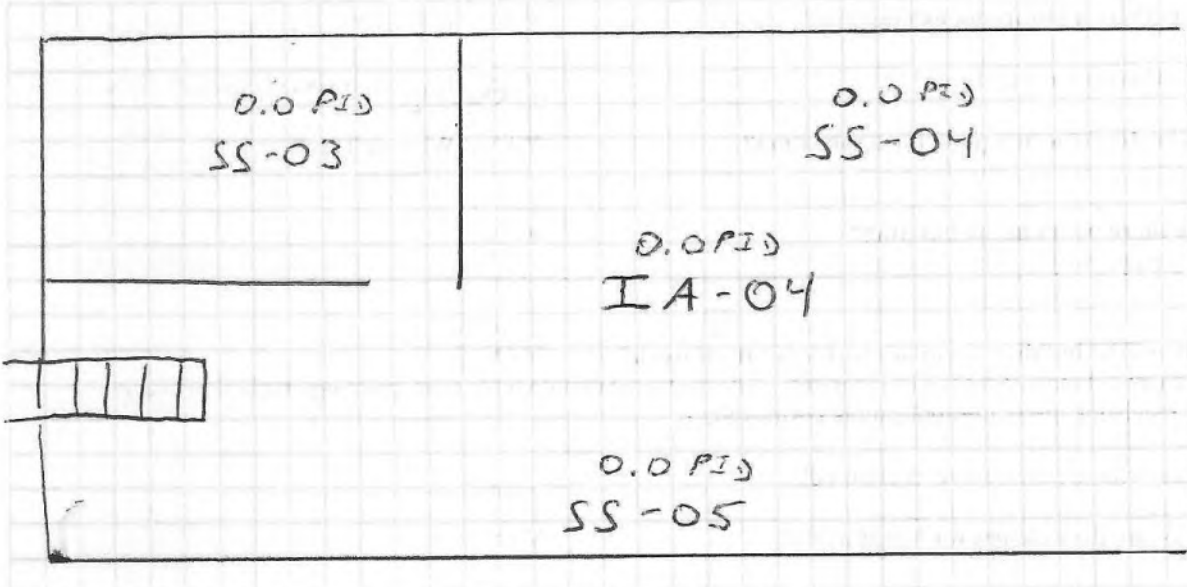
c. Responsibility for costs associated with reimbursement explained? Y / N

d. Relocation package provided and explained to residents? Y / N

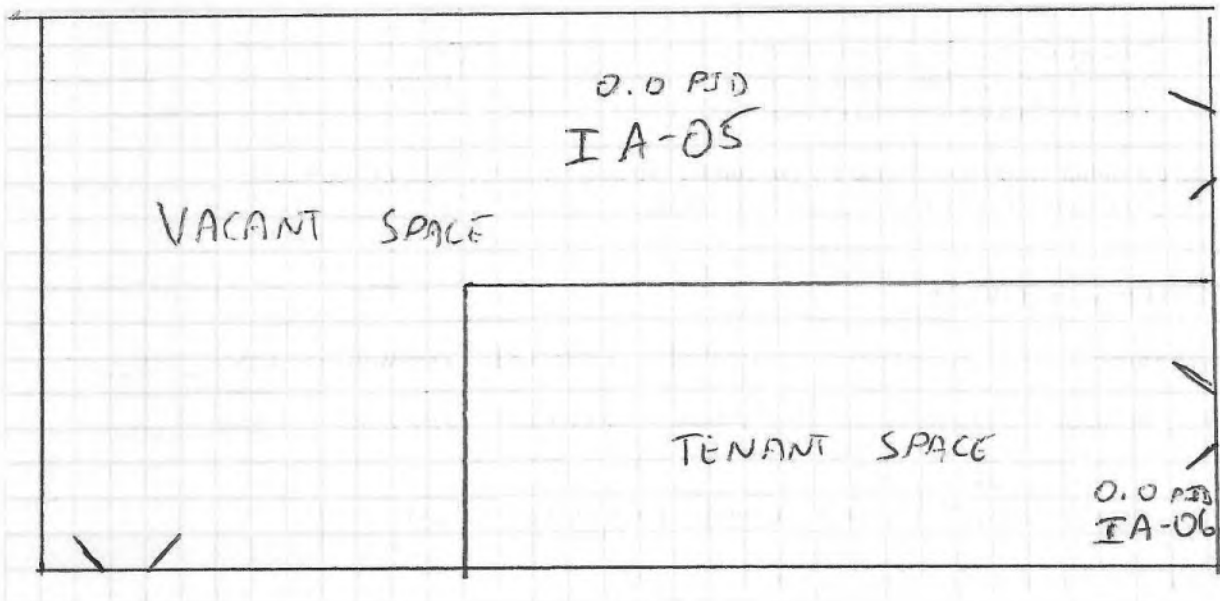
11. FLOOR PLANS

Draw a plan view sketch of the basement and first floor of the building. Indicate air sampling locations, possible indoor air pollution sources and PID meter readings. If the building does not have a basement, please note.

Basement:



First Floor:




12. OUTDOOR PLOT

Draw a sketch of the area surrounding the building being sampled. If applicable, provide information on spill locations, potential air contamination sources (industries, gas stations, repair shops, landfills, etc.), outdoor air sampling location(s) and PID meter readings.

Also indicate compass direction, wind direction and speed during sampling, the locations of the well and septic system, if applicable, and a qualifying statement to help locate the site on a topographic map.

see Figure 2



13. PRODUCT INVENTORY FORM

Make & Model of field instrument used: _____

List specific products found in the residence that have the potential to affect indoor air quality.

* VACANT EMPTY SPACE - NO PRODUCTS FOUND

Location	Product Description	Size (units)	Condition*	Chemical Ingredients	Field Instrument Reading (units)	Photo** Y/N

* Describe the condition of the product containers as **Unopened (UO)**, **Used (U)**, or **Deteriorated (D)**
** Photographs of the **front and back** of product containers can replace the handwritten list of chemical ingredients. However, the photographs must be of good quality and ingredient labels must be legible.

APPENDIX G

IDW DISPOSAL DOCUMENTATION

DISPOSAL SYSTEMS, INC.

**P.O. BOX 6696
FREEHOLD, NEW JERSEY 07728
(609) 259 6340**

Invoice

Date	Invoice #
8/10/2022	25766

Bill To
EnviroSure Inc. 621 Shrewsbury Ave., Suite 151 Shrewsbury, NJ 07702 Attn: Valerie@envirosureinc.com PM: Derek Grothusen

P.O. No.	Rep	Terms
	RGM	Net 30

Description	Amount
Site: Reds Crib, LLC. 43-45 Lafayette Ave., Suffern, NY	
8/9/2022 - Perform transportation and disposal of drummed waste from remedial events as follows:	750.00
Disposal of (3) non-hazardous drums @ \$160.00/drum	480.00
QA/QC facility fee @ \$80.00/load	80.00
Manifest Attached	

***Please include invoice # on check.
A 1.5% Finance Charge will be added after 30 Days.***

Sales Tax (7.0%) \$0.00

Total \$1,310.00

Payments/Credits \$0.00

Balance Due \$1,310.00

Fax #	609-259-2407
-------	--------------

D/27410

NON-HAZARDOUS WASTE MANIFEST	1. Generator ID Number NA	2. Page 1 of 1	3. Emergency Response Phone 609-254-6340	4. Waste Tracking Number 01			
	5. Generator's Name and Mailing Address Rep. D. Grothman 732-741-1110		Generator's Site Address (if different than mailing address) Reds CRIB, LLC 43-45 Lafayette Ave, Suffern NY 10901				
6. Transporter 1 Company Name Disposal Systems Inc		U.S. EPA ID Number NJ0156163438					
7. Transporter 2 Company Name		U.S. EPA ID Number					
8. Designated Facility Name and Site Address Cycle Chem Inc 217 So. First St. Elizabeth NJ 07201		U.S. EPA ID Number NJ0002200046					
Facility's Phone: 908-455-5800							
GENERATOR	9. Waste Shipping Name and Description	10. Containers		11. Total Quantity	12. Unit Wt./Vol.	ID 27	
		No.	Type				
	1.	NON DVT NON RCRA SOIL	3	DM	2,000	P	
	2.						
	3.						
4.							
13. Special Handling Instructions and Additional Information NONE AT 1661 F 98 001753 NJ DEP 2158-1338 NY DEC - NJ-643 LD-909579							
14. GENERATOR'S/OFFEROR'S CERTIFICATION: I hereby declare that the contents of this consignment are fully and accurately described above by the proper shipping name, and are classified, packaged, marked and labeled/placarded, and are in all respects in proper condition for transport according to applicable international and national governmental regulations.							
Generator's/Offorer's Printed/Typed Name Derek Muscarello Agent				Signature 	Month 8	Day 9	Year 22
INTL	15. International Shipments <input type="checkbox"/> Import to U.S. <input type="checkbox"/> Export from U.S.		Port of entry/exit: Date leaving U.S.:				
	16. Transporter Acknowledgment of Receipt of Materials						
TRANSPORTER	Transporter 1 Printed/Typed Name John J. Shud...		Signature 		Month 8	Day 8	Year 22
	Transporter 2 Printed/Typed Name		Signature		Month	Day	Year
DESIGNATED FACILITY	17. Discrepancy						
	17a. Discrepancy Indication Space <input type="checkbox"/> Quantity <input type="checkbox"/> Type <input type="checkbox"/> Residue <input type="checkbox"/> Partial Rejection <input type="checkbox"/> Full Rejection						
	17b. Alternate Facility (or Generator)				Manifest Reference Number:		
	Facility's Phone:				U.S. EPA ID Number		
17c. Signature of Alternate Facility (or Generator)				Month	Day	Year	
18. Designated Facility Owner or Operator Certification of receipt of materials covered by the manifest except as noted in Item 17a							
Printed/Typed Name 		Signature 		Month 10	Day 12	Year 22	

APPENDIX H

LABORATORY ANALYTICAL REPORTS



ANALYTICAL REPORT

Lab Number:	L2219760
Client:	EnviroSure, Inc. 621 Shrewsbury Avenue Suite 151 Shrewsbury, NJ 07702
ATTN:	Dyna Krumich-Ogonowski
Phone:	(732) 741-1110
Project Name:	43-45 LAFAYETTE
Project Number:	SO833-2
Report Date:	05/12/22

The original project report/data package is held by Alpha Analytical. This report/data package is paginated and should be reproduced only in its entirety. Alpha Analytical holds no responsibility for results and/or data that are not consistent with the original.

Certifications & Approvals: MA (M-MA086), NH NELAP (2064), CT (PH-0574), IL (200077), ME (MA00086), MD (348), NJ (MA935), NY (11148), NC (25700/666), PA (68-03671), RI (LAO00065), TX (T104704476), VT (VT-0935), VA (460195), USDA (Permit #P330-17-00196).

Eight Walkup Drive, Westborough, MA 01581-1019
508-898-9220 (Fax) 508-898-9193 800-624-9220 - www.alphalab.com



Project Name: 43-45 LAFAYETTE
Project Number: SO833-2

Lab Number: L2219760
Report Date: 05/12/22

Alpha Sample ID	Client ID	Matrix	Sample Location	Collection Date/Time	Receive Date
L2219760-01	MW-1	WATER	SUFFERN	04/14/22 09:42	04/15/22
L2219760-02	MW-2	WATER	SUFFERN	04/14/22 11:29	04/15/22
L2219760-03	FIELD BLANK	WATER	SUFFERN	04/14/22 11:45	04/15/22
L2219760-04	TRIP BLANK	WATER	SUFFERN	04/13/22 00:00	04/15/22

Project Name: 43-45 LAFAYETTE
Project Number: SO833-2

Lab Number: L2219760
Report Date: 05/12/22

**NJ DEP Data of Known Quality Protocols
 Conformance/Non-Conformance
 Summary Questionnaire**

1	For each analytical method referenced in this laboratory report package, were all specified QA/QC performance criteria followed, including the requirement to explain any criteria falling outside of acceptable guidelines, as specified in the NJDEP Data of Known Quality performance standards?	YES
1a	Were the method specified handling, preservation, and holding time requirements met?	YES
1b	EPH Method: Was the EPH Method conducted without significant modifications (see Section 11.3 of respective DKQ methods)?	N/A
2	Were all samples received by the laboratory in a condition consistent with that described on the associated chain-of-custody document(s)?	YES
3	Were all samples received at an appropriate temperature ($4 \pm 2^{\circ} \text{C}$)?	YES
4	Were all QA/QC performance criteria specified in the NJDEP DKQP standards achieved?	NO
5a	Were reporting limits specified or referenced on the chain-of-custody or communicated to the laboratory prior to sample receipt?	YES
5b	Were these reporting limits met?	NO
6	For each analytical method referenced in this laboratory report package, were results reported for all constituents identified in the method-specific analyte lists presented in the DKQP documents and/or site-specific QAPP?	YES
7	Are project-specific matrix spikes and/or laboratory duplicates included in this data set?	YES

Note: For all questions to which the response was "No" (with the exception of question #7), additional information must be provided in an attached narrative. If the answer to question #1, #1a or #1b is "No", the data package does not meet the requirements for "Data of Known Quality".

Project Name: 43-45 LAFAYETTE
Project Number: SO833-2

Lab Number: L2219760
Report Date: 05/12/22

Case Narrative

The samples were received in accordance with the Chain of Custody and no significant deviations were encountered during the preparation or analysis unless otherwise noted. Sample Receipt, Container Information, and the Chain of Custody are located at the back of the report.

Results contained within this report relate only to the samples submitted under this Alpha Lab Number and meet NELAP requirements for all NELAP accredited parameters unless otherwise noted in the following narrative. The data presented in this report is organized by parameter (i.e. VOC, SVOC, etc.). Sample specific Quality Control data (i.e. Surrogate Spike Recovery) is reported at the end of the target analyte list for each individual sample, followed by the Laboratory Batch Quality Control at the end of each parameter. Tentatively Identified Compounds (TICs), if requested, are reported for compounds identified to be present and are not part of the method/program Target Compound List, even if only a subset of the TCL are being reported. If a sample was re-analyzed or re-extracted due to a required quality control corrective action and if both sets of data are reported, the Laboratory ID of the re-analysis or re-extraction is designated with an "R" or "RE", respectively.

When multiple Batch Quality Control elements are reported (e.g. more than one LCS), the associated samples for each element are noted in the grey shaded header line of each data table. Any Laboratory Batch, Sample Specific % recovery or RPD value that is outside the listed Acceptance Criteria is bolded in the report. In reference to questions H (CAM) or 4 (RCP) when "NO" is checked, the performance criteria for CAM and RCP methods allow for some quality control failures to occur and still be within method compliance. In these instances, the specific failure is not narrated but noted in the associated QC Outlier Summary Report, located directly after the Case Narrative. QC information is also incorporated in the Data Usability Assessment table (Format 11) of our Data Merger tool, where it can be reviewed in conjunction with the sample result, associated regulatory criteria and any associated data usability implications.

Soil/sediments, solids and tissues are reported on a dry weight basis unless otherwise noted. Definitions of all data qualifiers and acronyms used in this report are provided in the Glossary located at the back of the report.

HOLD POLICY - For samples submitted on hold, Alpha's policy is to hold samples (with the exception of Air canisters) free of charge for 21 calendar days from the date the project is completed. After 21 calendar days, we will dispose of all samples submitted including those put on hold unless you have contacted your Alpha Project Manager and made arrangements for Alpha to continue to hold the samples. Air canisters will be disposed after 3 business days from the date the project is completed.

Please contact Project Management at 800-624-9220 with any questions.

Project Name: 43-45 LAFAYETTE
Project Number: SO833-2

Lab Number: L2219760
Report Date: 05/12/22

Case Narrative (continued)

Report Submission

May 12, 2022: This final report includes the results of all requested analyses.

May 06, 2022: This is a preliminary report.

All non-detect (ND) or estimated concentrations (J-qualified) have been quantitated to the limit noted in the MDL column.

DKQP Related Narratives

Volatile Organics

In reference to question 5b:

L2219760-01 through -04: One or more of the target analytes did not achieve the requested regulatory limits.

Semivolatile Organics

In reference to question 5b:

L2219760-01, -02, and -03: One or more of the target analytes did not achieve the requested regulatory limits.

In reference to question 4:

The WG1628464-1 Method Blank, associated with L2219760-01 through -03, has a TIC detected. The results are qualified with a "B" for any associated samples that have detections of the same TIC.

Semivolatile Organics by SIM

In reference to question 5b:

L2219760-01, -02, and -03: One or more of the target analytes did not achieve the requested regulatory limits.

Pesticides

In reference to question 5b:

Project Name: 43-45 LAFAYETTE
Project Number: SO833-2

Lab Number: L2219760
Report Date: 05/12/22

Case Narrative (continued)

L2219760-01, -02, and -03: One or more of the target analytes did not achieve the requested regulatory limits.

In reference to question 4:

WG1628157-1 and WG1628157-2: One or more surrogates failed to meet the DKQP recovery limits. Please refer to the sample results and/or QC section of the report for specific details.

WG1628157-2/-3: One or more compounds failed to meet the DKQP recovery and/or RPD limits. Please refer to the QC section of the report for specific details.

Total Metals

L2219760-03: The Field Blank has a result for sodium present above the reporting limit. The sample was verified as being labeled correctly by the laboratory and the previous analysis showed there was no potential for carry over.

In reference to question 5b:

L2219760-01, -02, and -03: One or more of the target analytes did not achieve the requested regulatory limits.


Non-DKQP Related Narratives

Perfluorinated Alkyl Acids by Isotope Dilution

L2219760-01, -02, -03, WG1630826-1, and WG1630826-2: Extracted Internal Standard recoveries were outside the acceptance criteria for individual analytes. Please refer to the surrogate section of the report for details.

I, the undersigned, attest under the pains and penalties of perjury that, to the best of my knowledge and belief and based upon my personal inquiry of those responsible for providing the information contained in this analytical report, such information is accurate and complete. This certificate of analysis is not complete unless this page accompanies any and all pages of this report.

Authorized Signature:

 Kelly Stenstrom

Title: Technical Director/Representative

Date: 05/12/22

ORGANICS

VOLATILES

Project Name: 43-45 LAFAYETTE
Project Number: SO833-2

Lab Number: L2219760
Report Date: 05/12/22

SAMPLE RESULTS

Lab ID: L2219760-01
 Client ID: MW-1
 Sample Location: SUFFERN

Date Collected: 04/14/22 09:42
 Date Received: 04/15/22
 Field Prep: Not Specified

Sample Depth:

Matrix: Water
 Analytical Method: 1,8260C
 Analytical Date: 04/27/22 01:28
 Analyst: AJK

Parameter	Result	Qualifier	Units	RL	MDL	Dilution Factor
Volatile Organics by GC/MS - Westborough Lab						
Methylene chloride	ND		ug/l	2.5	0.70	1
1,1-Dichloroethane	ND		ug/l	2.5	0.70	1
Chloroform	ND		ug/l	2.5	0.70	1
Carbon tetrachloride	ND		ug/l	0.50	0.13	1
1,2-Dichloropropane	ND		ug/l	1.0	0.14	1
Dibromochloromethane	ND		ug/l	0.50	0.15	1
1,1,2-Trichloroethane	ND		ug/l	1.5	0.50	1
Tetrachloroethene	ND		ug/l	0.50	0.18	1
Chlorobenzene	ND		ug/l	2.5	0.70	1
Trichlorofluoromethane	ND		ug/l	2.5	0.70	1
1,2-Dichloroethane	ND		ug/l	0.50	0.13	1
1,1,1-Trichloroethane	ND		ug/l	2.5	0.70	1
Bromodichloromethane	ND		ug/l	0.50	0.19	1
trans-1,3-Dichloropropene	ND		ug/l	0.50	0.16	1
cis-1,3-Dichloropropene	ND		ug/l	0.50	0.14	1
1,3-Dichloropropene, Total	ND		ug/l	0.50	0.14	1
1,1-Dichloropropene	ND		ug/l	2.5	0.70	1
Bromoform	ND		ug/l	2.0	0.65	1
1,1,1,2-Tetrachloroethane	ND		ug/l	0.50	0.17	1
Benzene	ND		ug/l	0.50	0.16	1
Toluene	ND		ug/l	2.5	0.70	1
Ethylbenzene	ND		ug/l	2.5	0.70	1
Chloromethane	ND		ug/l	2.5	0.70	1
Bromomethane	ND		ug/l	2.5	0.70	1
Vinyl chloride	ND		ug/l	1.0	0.07	1
Chloroethane	ND		ug/l	2.5	0.70	1
1,1-Dichloroethene	ND		ug/l	0.50	0.17	1
trans-1,2-Dichloroethene	ND		ug/l	2.5	0.70	1

Project Name: 43-45 LAFAYETTE

Lab Number: L2219760

Project Number: SO833-2

Report Date: 05/12/22

SAMPLE RESULTS

Lab ID: L2219760-01

Date Collected: 04/14/22 09:42

Client ID: MW-1

Date Received: 04/15/22

Sample Location: SUFFERN

Field Prep: Not Specified

Sample Depth:

Parameter	Result	Qualifier	Units	RL	MDL	Dilution Factor
Volatile Organics by GC/MS - Westborough Lab						
Trichloroethene	ND		ug/l	0.50	0.18	1
1,2-Dichlorobenzene	ND		ug/l	2.5	0.70	1
1,3-Dichlorobenzene	ND		ug/l	2.5	0.70	1
1,4-Dichlorobenzene	ND		ug/l	2.5	0.70	1
Methyl tert butyl ether	ND		ug/l	2.5	0.70	1
p/m-Xylene	ND		ug/l	2.5	0.70	1
o-Xylene	ND		ug/l	2.5	0.70	1
Xylenes, Total	ND		ug/l	2.5	0.70	1
cis-1,2-Dichloroethene	ND		ug/l	2.5	0.70	1
1,2-Dichloroethene, Total	ND		ug/l	2.5	0.70	1
Dibromomethane	ND		ug/l	5.0	1.0	1
1,2,3-Trichloropropane	ND		ug/l	2.5	0.70	1
Acrylonitrile	ND		ug/l	5.0	1.5	1
Styrene	ND		ug/l	2.5	0.70	1
Dichlorodifluoromethane	ND		ug/l	5.0	1.0	1
Acetone	ND		ug/l	5.0	1.5	1
Carbon disulfide	ND		ug/l	5.0	1.0	1
2-Butanone	ND		ug/l	5.0	1.9	1
Vinyl acetate	ND		ug/l	5.0	1.0	1
4-Methyl-2-pentanone	ND		ug/l	5.0	1.0	1
2-Hexanone	ND		ug/l	5.0	1.0	1
Bromochloromethane	ND		ug/l	2.5	0.70	1
2,2-Dichloropropane	ND		ug/l	2.5	0.70	1
1,2-Dibromoethane	ND		ug/l	2.0	0.65	1
1,3-Dichloropropane	ND		ug/l	2.5	0.70	1
1,1,1,2-Tetrachloroethane	ND		ug/l	2.5	0.70	1
Bromobenzene	ND		ug/l	2.5	0.70	1
n-Butylbenzene	ND		ug/l	2.5	0.70	1
sec-Butylbenzene	ND		ug/l	2.5	0.70	1
tert-Butylbenzene	ND		ug/l	2.5	0.70	1
o-Chlorotoluene	ND		ug/l	2.5	0.70	1
p-Chlorotoluene	ND		ug/l	2.5	0.70	1
1,2-Dibromo-3-chloropropane	ND		ug/l	2.5	0.70	1
Hexachlorobutadiene	ND		ug/l	2.5	0.70	1
Isopropylbenzene	ND		ug/l	2.5	0.70	1
p-Isopropyltoluene	ND		ug/l	2.5	0.70	1
Naphthalene	ND		ug/l	2.5	0.70	1

Project Name: 43-45 LAFAYETTE
Project Number: SO833-2

Lab Number: L2219760
Report Date: 05/12/22

SAMPLE RESULTS

Lab ID: L2219760-01
Client ID: MW-1
Sample Location: SUFFERN

Date Collected: 04/14/22 09:42
Date Received: 04/15/22
Field Prep: Not Specified

Sample Depth:

Parameter	Result	Qualifier	Units	RL	MDL	Dilution Factor
Volatile Organics by GC/MS - Westborough Lab						
n-Propylbenzene	ND		ug/l	2.5	0.70	1
1,2,3-Trichlorobenzene	ND		ug/l	2.5	0.70	1
1,2,4-Trichlorobenzene	ND		ug/l	2.5	0.70	1
1,3,5-Trimethylbenzene	ND		ug/l	2.5	0.70	1
1,2,4-Trimethylbenzene	ND		ug/l	2.5	0.70	1
1,4-Dioxane	ND		ug/l	250	61.	1
p-Diethylbenzene	ND		ug/l	2.0	0.70	1
p-Ethyltoluene	ND		ug/l	2.0	0.70	1
1,2,4,5-Tetramethylbenzene	ND		ug/l	2.0	0.54	1
Ethyl ether	ND		ug/l	2.5	0.70	1
trans-1,4-Dichloro-2-butene	ND		ug/l	2.5	0.70	1

Tentatively Identified Compounds

No Tentatively Identified Compounds ND ug/l 1

Surrogate	% Recovery	Qualifier	Acceptance Criteria
1,2-Dichloroethane-d4	102		70-130
Toluene-d8	101		70-130
4-Bromofluorobenzene	97		70-130
Dibromofluoromethane	100		70-130

Project Name: 43-45 LAFAYETTE
Project Number: SO833-2

Lab Number: L2219760
Report Date: 05/12/22

SAMPLE RESULTS

Lab ID: L2219760-02
 Client ID: MW-2
 Sample Location: SUFFERN

Date Collected: 04/14/22 11:29
 Date Received: 04/15/22
 Field Prep: Not Specified

Sample Depth:

Matrix: Water
 Analytical Method: 1,8260C
 Analytical Date: 04/26/22 16:36
 Analyst: MV

Parameter	Result	Qualifier	Units	RL	MDL	Dilution Factor
Volatile Organics by GC/MS - Westborough Lab						
Methylene chloride	ND		ug/l	2.5	0.70	1
1,1-Dichloroethane	ND		ug/l	2.5	0.70	1
Chloroform	ND		ug/l	2.5	0.70	1
Carbon tetrachloride	ND		ug/l	0.50	0.13	1
1,2-Dichloropropane	ND		ug/l	1.0	0.14	1
Dibromochloromethane	ND		ug/l	0.50	0.15	1
1,1,2-Trichloroethane	ND		ug/l	1.5	0.50	1
Tetrachloroethene	0.18	J	ug/l	0.50	0.18	1
Chlorobenzene	ND		ug/l	2.5	0.70	1
Trichlorofluoromethane	ND		ug/l	2.5	0.70	1
1,2-Dichloroethane	ND		ug/l	0.50	0.13	1
1,1,1-Trichloroethane	ND		ug/l	2.5	0.70	1
Bromodichloromethane	ND		ug/l	0.50	0.19	1
trans-1,3-Dichloropropene	ND		ug/l	0.50	0.16	1
cis-1,3-Dichloropropene	ND		ug/l	0.50	0.14	1
1,3-Dichloropropene, Total	ND		ug/l	0.50	0.14	1
1,1-Dichloropropene	ND		ug/l	2.5	0.70	1
Bromoform	ND		ug/l	2.0	0.65	1
1,1,1,2,2-Tetrachloroethane	ND		ug/l	0.50	0.17	1
Benzene	ND		ug/l	0.50	0.16	1
Toluene	ND		ug/l	2.5	0.70	1
Ethylbenzene	ND		ug/l	2.5	0.70	1
Chloromethane	ND		ug/l	2.5	0.70	1
Bromomethane	ND		ug/l	2.5	0.70	1
Vinyl chloride	ND		ug/l	1.0	0.07	1
Chloroethane	ND		ug/l	2.5	0.70	1
1,1-Dichloroethene	ND		ug/l	0.50	0.17	1
trans-1,2-Dichloroethene	ND		ug/l	2.5	0.70	1

Project Name: 43-45 LAFAYETTE

Lab Number: L2219760

Project Number: SO833-2

Report Date: 05/12/22

SAMPLE RESULTS

Lab ID: L2219760-02

Date Collected: 04/14/22 11:29

Client ID: MW-2

Date Received: 04/15/22

Sample Location: SUFFERN

Field Prep: Not Specified

Sample Depth:

Parameter	Result	Qualifier	Units	RL	MDL	Dilution Factor
Volatile Organics by GC/MS - Westborough Lab						
Trichloroethene	ND		ug/l	0.50	0.18	1
1,2-Dichlorobenzene	ND		ug/l	2.5	0.70	1
1,3-Dichlorobenzene	ND		ug/l	2.5	0.70	1
1,4-Dichlorobenzene	ND		ug/l	2.5	0.70	1
Methyl tert butyl ether	ND		ug/l	2.5	0.70	1
p/m-Xylene	ND		ug/l	2.5	0.70	1
o-Xylene	ND		ug/l	2.5	0.70	1
Xylenes, Total	ND		ug/l	2.5	0.70	1
cis-1,2-Dichloroethene	ND		ug/l	2.5	0.70	1
1,2-Dichloroethene, Total	ND		ug/l	2.5	0.70	1
Dibromomethane	ND		ug/l	5.0	1.0	1
1,2,3-Trichloropropane	ND		ug/l	2.5	0.70	1
Acrylonitrile	ND		ug/l	5.0	1.5	1
Styrene	ND		ug/l	2.5	0.70	1
Dichlorodifluoromethane	ND		ug/l	5.0	1.0	1
Acetone	ND		ug/l	5.0	1.5	1
Carbon disulfide	ND		ug/l	5.0	1.0	1
2-Butanone	ND		ug/l	5.0	1.9	1
Vinyl acetate	ND		ug/l	5.0	1.0	1
4-Methyl-2-pentanone	ND		ug/l	5.0	1.0	1
2-Hexanone	ND		ug/l	5.0	1.0	1
Bromochloromethane	ND		ug/l	2.5	0.70	1
2,2-Dichloropropane	ND		ug/l	2.5	0.70	1
1,2-Dibromoethane	ND		ug/l	2.0	0.65	1
1,3-Dichloropropane	ND		ug/l	2.5	0.70	1
1,1,1,2-Tetrachloroethane	ND		ug/l	2.5	0.70	1
Bromobenzene	ND		ug/l	2.5	0.70	1
n-Butylbenzene	ND		ug/l	2.5	0.70	1
sec-Butylbenzene	ND		ug/l	2.5	0.70	1
tert-Butylbenzene	ND		ug/l	2.5	0.70	1
o-Chlorotoluene	ND		ug/l	2.5	0.70	1
p-Chlorotoluene	ND		ug/l	2.5	0.70	1
1,2-Dibromo-3-chloropropane	ND		ug/l	2.5	0.70	1
Hexachlorobutadiene	ND		ug/l	2.5	0.70	1
Isopropylbenzene	ND		ug/l	2.5	0.70	1
p-Isopropyltoluene	ND		ug/l	2.5	0.70	1
Naphthalene	ND		ug/l	2.5	0.70	1

Project Name: 43-45 LAFAYETTE
Project Number: SO833-2

Lab Number: L2219760
Report Date: 05/12/22

SAMPLE RESULTS

Lab ID: L2219760-02
Client ID: MW-2
Sample Location: SUFFERN

Date Collected: 04/14/22 11:29
Date Received: 04/15/22
Field Prep: Not Specified

Sample Depth:

Parameter	Result	Qualifier	Units	RL	MDL	Dilution Factor
Volatiles Organics by GC/MS - Westborough Lab						
n-Propylbenzene	ND		ug/l	2.5	0.70	1
1,2,3-Trichlorobenzene	ND		ug/l	2.5	0.70	1
1,2,4-Trichlorobenzene	ND		ug/l	2.5	0.70	1
1,3,5-Trimethylbenzene	ND		ug/l	2.5	0.70	1
1,2,4-Trimethylbenzene	ND		ug/l	2.5	0.70	1
1,4-Dioxane	ND		ug/l	250	61.	1
p-Diethylbenzene	ND		ug/l	2.0	0.70	1
p-Ethyltoluene	ND		ug/l	2.0	0.70	1
1,2,4,5-Tetramethylbenzene	ND		ug/l	2.0	0.54	1
Ethyl ether	ND		ug/l	2.5	0.70	1
trans-1,4-Dichloro-2-butene	ND		ug/l	2.5	0.70	1

Tentatively Identified Compounds

Total TIC Compounds	1.32	J	ug/l			1
Unknown	1.32	J	ug/l			1

Surrogate	% Recovery	Qualifier	Acceptance Criteria
1,2-Dichloroethane-d4	107		70-130
Toluene-d8	97		70-130
4-Bromofluorobenzene	99		70-130
Dibromofluoromethane	106		70-130

Project Name: 43-45 LAFAYETTE
Project Number: SO833-2

Lab Number: L2219760
Report Date: 05/12/22

SAMPLE RESULTS

Lab ID: L2219760-03
 Client ID: FIELD BLANK
 Sample Location: SUFFERN

Date Collected: 04/14/22 11:45
 Date Received: 04/15/22
 Field Prep: Not Specified

Sample Depth:

Matrix: Water
 Analytical Method: 1,8260C
 Analytical Date: 04/26/22 18:21
 Analyst: AJK

Parameter	Result	Qualifier	Units	RL	MDL	Dilution Factor
Volatile Organics by GC/MS - Westborough Lab						
Methylene chloride	ND		ug/l	2.5	0.70	1
1,1-Dichloroethane	ND		ug/l	2.5	0.70	1
Chloroform	ND		ug/l	2.5	0.70	1
Carbon tetrachloride	ND		ug/l	0.50	0.13	1
1,2-Dichloropropane	ND		ug/l	1.0	0.14	1
Dibromochloromethane	ND		ug/l	0.50	0.15	1
1,1,2-Trichloroethane	ND		ug/l	1.5	0.50	1
Tetrachloroethene	ND		ug/l	0.50	0.18	1
Chlorobenzene	ND		ug/l	2.5	0.70	1
Trichlorofluoromethane	ND		ug/l	2.5	0.70	1
1,2-Dichloroethane	ND		ug/l	0.50	0.13	1
1,1,1-Trichloroethane	ND		ug/l	2.5	0.70	1
Bromodichloromethane	ND		ug/l	0.50	0.19	1
trans-1,3-Dichloropropene	ND		ug/l	0.50	0.16	1
cis-1,3-Dichloropropene	ND		ug/l	0.50	0.14	1
1,3-Dichloropropene, Total	ND		ug/l	0.50	0.14	1
1,1-Dichloropropene	ND		ug/l	2.5	0.70	1
Bromoform	ND		ug/l	2.0	0.65	1
1,1,1,2,2-Tetrachloroethane	ND		ug/l	0.50	0.17	1
Benzene	ND		ug/l	0.50	0.16	1
Toluene	ND		ug/l	2.5	0.70	1
Ethylbenzene	ND		ug/l	2.5	0.70	1
Chloromethane	ND		ug/l	2.5	0.70	1
Bromomethane	ND		ug/l	2.5	0.70	1
Vinyl chloride	ND		ug/l	1.0	0.07	1
Chloroethane	ND		ug/l	2.5	0.70	1
1,1-Dichloroethene	ND		ug/l	0.50	0.17	1
trans-1,2-Dichloroethene	ND		ug/l	2.5	0.70	1

Project Name: 43-45 LAFAYETTE

Lab Number: L2219760

Project Number: SO833-2

Report Date: 05/12/22

SAMPLE RESULTS

Lab ID: L2219760-03

Date Collected: 04/14/22 11:45

Client ID: FIELD BLANK

Date Received: 04/15/22

Sample Location: SUFFERN

Field Prep: Not Specified

Sample Depth:

Parameter	Result	Qualifier	Units	RL	MDL	Dilution Factor
Volatile Organics by GC/MS - Westborough Lab						
Trichloroethene	ND		ug/l	0.50	0.18	1
1,2-Dichlorobenzene	ND		ug/l	2.5	0.70	1
1,3-Dichlorobenzene	ND		ug/l	2.5	0.70	1
1,4-Dichlorobenzene	ND		ug/l	2.5	0.70	1
Methyl tert butyl ether	ND		ug/l	2.5	0.70	1
p/m-Xylene	ND		ug/l	2.5	0.70	1
o-Xylene	ND		ug/l	2.5	0.70	1
Xylenes, Total	ND		ug/l	2.5	0.70	1
cis-1,2-Dichloroethene	ND		ug/l	2.5	0.70	1
1,2-Dichloroethene, Total	ND		ug/l	2.5	0.70	1
Dibromomethane	ND		ug/l	5.0	1.0	1
1,2,3-Trichloropropane	ND		ug/l	2.5	0.70	1
Acrylonitrile	ND		ug/l	5.0	1.5	1
Styrene	ND		ug/l	2.5	0.70	1
Dichlorodifluoromethane	ND		ug/l	5.0	1.0	1
Acetone	ND		ug/l	5.0	1.5	1
Carbon disulfide	ND		ug/l	5.0	1.0	1
2-Butanone	ND		ug/l	5.0	1.9	1
Vinyl acetate	ND		ug/l	5.0	1.0	1
4-Methyl-2-pentanone	ND		ug/l	5.0	1.0	1
2-Hexanone	ND		ug/l	5.0	1.0	1
Bromochloromethane	ND		ug/l	2.5	0.70	1
2,2-Dichloropropane	ND		ug/l	2.5	0.70	1
1,2-Dibromoethane	ND		ug/l	2.0	0.65	1
1,3-Dichloropropane	ND		ug/l	2.5	0.70	1
1,1,1,2-Tetrachloroethane	ND		ug/l	2.5	0.70	1
Bromobenzene	ND		ug/l	2.5	0.70	1
n-Butylbenzene	ND		ug/l	2.5	0.70	1
sec-Butylbenzene	ND		ug/l	2.5	0.70	1
tert-Butylbenzene	ND		ug/l	2.5	0.70	1
o-Chlorotoluene	ND		ug/l	2.5	0.70	1
p-Chlorotoluene	ND		ug/l	2.5	0.70	1
1,2-Dibromo-3-chloropropane	ND		ug/l	2.5	0.70	1
Hexachlorobutadiene	ND		ug/l	2.5	0.70	1
Isopropylbenzene	ND		ug/l	2.5	0.70	1
p-Isopropyltoluene	ND		ug/l	2.5	0.70	1
Naphthalene	ND		ug/l	2.5	0.70	1

Project Name: 43-45 LAFAYETTE
Project Number: SO833-2

Lab Number: L2219760
Report Date: 05/12/22

SAMPLE RESULTS

Lab ID: L2219760-03
Client ID: FIELD BLANK
Sample Location: SUFFERN

Date Collected: 04/14/22 11:45
Date Received: 04/15/22
Field Prep: Not Specified

Sample Depth:

Parameter	Result	Qualifier	Units	RL	MDL	Dilution Factor
Volatile Organics by GC/MS - Westborough Lab						
n-Propylbenzene	ND		ug/l	2.5	0.70	1
1,2,3-Trichlorobenzene	ND		ug/l	2.5	0.70	1
1,2,4-Trichlorobenzene	ND		ug/l	2.5	0.70	1
1,3,5-Trimethylbenzene	ND		ug/l	2.5	0.70	1
1,2,4-Trimethylbenzene	ND		ug/l	2.5	0.70	1
1,4-Dioxane	ND		ug/l	250	61.	1
p-Diethylbenzene	ND		ug/l	2.0	0.70	1
p-Ethyltoluene	ND		ug/l	2.0	0.70	1
1,2,4,5-Tetramethylbenzene	ND		ug/l	2.0	0.54	1
Ethyl ether	ND		ug/l	2.5	0.70	1
trans-1,4-Dichloro-2-butene	ND		ug/l	2.5	0.70	1

Tentatively Identified Compounds

Total TIC Compounds	2.18	J	ug/l			1
Unknown	2.18	J	ug/l			1

Surrogate	% Recovery	Qualifier	Acceptance Criteria
1,2-Dichloroethane-d4	100		70-130
Toluene-d8	101		70-130
4-Bromofluorobenzene	97		70-130
Dibromofluoromethane	99		70-130

Project Name: 43-45 LAFAYETTE
Project Number: SO833-2

Lab Number: L2219760
Report Date: 05/12/22

SAMPLE RESULTS

Lab ID: L2219760-04
 Client ID: TRIP BLANK
 Sample Location: SUFFERN

Date Collected: 04/13/22 00:00
 Date Received: 04/15/22
 Field Prep: Not Specified

Sample Depth:

Matrix: Water
 Analytical Method: 1,8260C
 Analytical Date: 04/26/22 17:54
 Analyst: AJK

Parameter	Result	Qualifier	Units	RL	MDL	Dilution Factor
Volatile Organics by GC/MS - Westborough Lab						
Methylene chloride	ND		ug/l	2.5	0.70	1
1,1-Dichloroethane	ND		ug/l	2.5	0.70	1
Chloroform	ND		ug/l	2.5	0.70	1
Carbon tetrachloride	ND		ug/l	0.50	0.13	1
1,2-Dichloropropane	ND		ug/l	1.0	0.14	1
Dibromochloromethane	ND		ug/l	0.50	0.15	1
1,1,2-Trichloroethane	ND		ug/l	1.5	0.50	1
Tetrachloroethene	ND		ug/l	0.50	0.18	1
Chlorobenzene	ND		ug/l	2.5	0.70	1
Trichlorofluoromethane	ND		ug/l	2.5	0.70	1
1,2-Dichloroethane	ND		ug/l	0.50	0.13	1
1,1,1-Trichloroethane	ND		ug/l	2.5	0.70	1
Bromodichloromethane	ND		ug/l	0.50	0.19	1
trans-1,3-Dichloropropene	ND		ug/l	0.50	0.16	1
cis-1,3-Dichloropropene	ND		ug/l	0.50	0.14	1
1,3-Dichloropropene, Total	ND		ug/l	0.50	0.14	1
1,1-Dichloropropene	ND		ug/l	2.5	0.70	1
Bromoform	ND		ug/l	2.0	0.65	1
1,1,1,2,2-Tetrachloroethane	ND		ug/l	0.50	0.17	1
Benzene	ND		ug/l	0.50	0.16	1
Toluene	ND		ug/l	2.5	0.70	1
Ethylbenzene	ND		ug/l	2.5	0.70	1
Chloromethane	ND		ug/l	2.5	0.70	1
Bromomethane	ND		ug/l	2.5	0.70	1
Vinyl chloride	ND		ug/l	1.0	0.07	1
Chloroethane	ND		ug/l	2.5	0.70	1
1,1-Dichloroethene	ND		ug/l	0.50	0.17	1
trans-1,2-Dichloroethene	ND		ug/l	2.5	0.70	1

Project Name: 43-45 LAFAYETTE

Lab Number: L2219760

Project Number: SO833-2

Report Date: 05/12/22

SAMPLE RESULTS

Lab ID: L2219760-04

Date Collected: 04/13/22 00:00

Client ID: TRIP BLANK

Date Received: 04/15/22

Sample Location: SUFFERN

Field Prep: Not Specified

Sample Depth:

Parameter	Result	Qualifier	Units	RL	MDL	Dilution Factor
Volatile Organics by GC/MS - Westborough Lab						
Trichloroethene	ND		ug/l	0.50	0.18	1
1,2-Dichlorobenzene	ND		ug/l	2.5	0.70	1
1,3-Dichlorobenzene	ND		ug/l	2.5	0.70	1
1,4-Dichlorobenzene	ND		ug/l	2.5	0.70	1
Methyl tert butyl ether	ND		ug/l	2.5	0.70	1
p/m-Xylene	ND		ug/l	2.5	0.70	1
o-Xylene	ND		ug/l	2.5	0.70	1
Xylenes, Total	ND		ug/l	2.5	0.70	1
cis-1,2-Dichloroethene	ND		ug/l	2.5	0.70	1
1,2-Dichloroethene, Total	ND		ug/l	2.5	0.70	1
Dibromomethane	ND		ug/l	5.0	1.0	1
1,2,3-Trichloropropane	ND		ug/l	2.5	0.70	1
Acrylonitrile	ND		ug/l	5.0	1.5	1
Styrene	ND		ug/l	2.5	0.70	1
Dichlorodifluoromethane	ND		ug/l	5.0	1.0	1
Acetone	ND		ug/l	5.0	1.5	1
Carbon disulfide	ND		ug/l	5.0	1.0	1
2-Butanone	ND		ug/l	5.0	1.9	1
Vinyl acetate	ND		ug/l	5.0	1.0	1
4-Methyl-2-pentanone	ND		ug/l	5.0	1.0	1
2-Hexanone	ND		ug/l	5.0	1.0	1
Bromochloromethane	ND		ug/l	2.5	0.70	1
2,2-Dichloropropane	ND		ug/l	2.5	0.70	1
1,2-Dibromoethane	ND		ug/l	2.0	0.65	1
1,3-Dichloropropane	ND		ug/l	2.5	0.70	1
1,1,1,2-Tetrachloroethane	ND		ug/l	2.5	0.70	1
Bromobenzene	ND		ug/l	2.5	0.70	1
n-Butylbenzene	ND		ug/l	2.5	0.70	1
sec-Butylbenzene	ND		ug/l	2.5	0.70	1
tert-Butylbenzene	ND		ug/l	2.5	0.70	1
o-Chlorotoluene	ND		ug/l	2.5	0.70	1
p-Chlorotoluene	ND		ug/l	2.5	0.70	1
1,2-Dibromo-3-chloropropane	ND		ug/l	2.5	0.70	1
Hexachlorobutadiene	ND		ug/l	2.5	0.70	1
Isopropylbenzene	ND		ug/l	2.5	0.70	1
p-Isopropyltoluene	ND		ug/l	2.5	0.70	1
Naphthalene	ND		ug/l	2.5	0.70	1

Project Name: 43-45 LAFAYETTE

Lab Number: L2219760

Project Number: SO833-2

Report Date: 05/12/22

SAMPLE RESULTS

Lab ID: L2219760-04

Date Collected: 04/13/22 00:00

Client ID: TRIP BLANK

Date Received: 04/15/22

Sample Location: SUFFERN

Field Prep: Not Specified

Sample Depth:

Parameter	Result	Qualifier	Units	RL	MDL	Dilution Factor
Volatile Organics by GC/MS - Westborough Lab						
n-Propylbenzene	ND		ug/l	2.5	0.70	1
1,2,3-Trichlorobenzene	ND		ug/l	2.5	0.70	1
1,2,4-Trichlorobenzene	ND		ug/l	2.5	0.70	1
1,3,5-Trimethylbenzene	ND		ug/l	2.5	0.70	1
1,2,4-Trimethylbenzene	ND		ug/l	2.5	0.70	1
1,4-Dioxane	ND		ug/l	250	61.	1
p-Diethylbenzene	ND		ug/l	2.0	0.70	1
p-Ethyltoluene	ND		ug/l	2.0	0.70	1
1,2,4,5-Tetramethylbenzene	ND		ug/l	2.0	0.54	1
Ethyl ether	ND		ug/l	2.5	0.70	1
trans-1,4-Dichloro-2-butene	ND		ug/l	2.5	0.70	1

Tentatively Identified Compounds

No Tentatively Identified Compounds	ND	ug/l	1
-------------------------------------	----	------	---

Surrogate	% Recovery	Qualifier	Acceptance Criteria
1,2-Dichloroethane-d4	100		70-130
Toluene-d8	101		70-130
4-Bromofluorobenzene	97		70-130
Dibromofluoromethane	100		70-130

Project Name: 43-45 LAFAYETTE
Project Number: SO833-2

Lab Number: L2219760
Report Date: 05/12/22

Method Blank Analysis
Batch Quality Control

Analytical Method: 1,8260C
Analytical Date: 04/26/22 16:34
Analyst: MKS

Parameter	Result	Qualifier	Units	RL	MDL
Volatile Organics by GC/MS - Westborough Lab for sample(s): 01,03-04 Batch: WG1631655-5					
Methylene chloride	ND		ug/l	2.5	0.70
1,1-Dichloroethane	ND		ug/l	2.5	0.70
Chloroform	ND		ug/l	2.5	0.70
Carbon tetrachloride	ND		ug/l	0.50	0.13
1,2-Dichloropropane	ND		ug/l	1.0	0.14
Dibromochloromethane	ND		ug/l	0.50	0.15
1,1,2-Trichloroethane	ND		ug/l	1.5	0.50
Tetrachloroethene	ND		ug/l	0.50	0.18
Chlorobenzene	ND		ug/l	2.5	0.70
Trichlorofluoromethane	ND		ug/l	2.5	0.70
1,2-Dichloroethane	ND		ug/l	0.50	0.13
1,1,1-Trichloroethane	ND		ug/l	2.5	0.70
Bromodichloromethane	ND		ug/l	0.50	0.19
trans-1,3-Dichloropropene	ND		ug/l	0.50	0.16
cis-1,3-Dichloropropene	ND		ug/l	0.50	0.14
1,3-Dichloropropene, Total	ND		ug/l	0.50	0.14
1,1-Dichloropropene	ND		ug/l	2.5	0.70
Bromoform	ND		ug/l	2.0	0.65
1,1,2,2-Tetrachloroethane	ND		ug/l	0.50	0.17
Benzene	ND		ug/l	0.50	0.16
Toluene	ND		ug/l	2.5	0.70
Ethylbenzene	ND		ug/l	2.5	0.70
Chloromethane	ND		ug/l	2.5	0.70
Bromomethane	ND		ug/l	2.5	0.70
Vinyl chloride	ND		ug/l	1.0	0.07
Chloroethane	ND		ug/l	2.5	0.70
1,1-Dichloroethene	ND		ug/l	0.50	0.17
trans-1,2-Dichloroethene	ND		ug/l	2.5	0.70
Trichloroethene	ND		ug/l	0.50	0.18

Project Name: 43-45 LAFAYETTE
Project Number: SO833-2

Lab Number: L2219760
Report Date: 05/12/22

Method Blank Analysis
Batch Quality Control

Analytical Method: 1,8260C
Analytical Date: 04/26/22 16:34
Analyst: MKS

Parameter	Result	Qualifier	Units	RL	MDL
Volatile Organics by GC/MS - Westborough Lab for sample(s): 01,03-04 Batch: WG1631655-5					
1,2-Dichlorobenzene	ND		ug/l	2.5	0.70
1,3-Dichlorobenzene	ND		ug/l	2.5	0.70
1,4-Dichlorobenzene	ND		ug/l	2.5	0.70
Methyl tert butyl ether	ND		ug/l	2.5	0.70
p/m-Xylene	ND		ug/l	2.5	0.70
o-Xylene	ND		ug/l	2.5	0.70
Xylenes, Total	ND		ug/l	2.5	0.70
cis-1,2-Dichloroethene	ND		ug/l	2.5	0.70
1,2-Dichloroethene, Total	ND		ug/l	2.5	0.70
Dibromomethane	ND		ug/l	5.0	1.0
1,2,3-Trichloropropane	ND		ug/l	2.5	0.70
Acrylonitrile	ND		ug/l	5.0	1.5
Styrene	ND		ug/l	2.5	0.70
Dichlorodifluoromethane	ND		ug/l	5.0	1.0
Acetone	ND		ug/l	5.0	1.5
Carbon disulfide	ND		ug/l	5.0	1.0
2-Butanone	ND		ug/l	5.0	1.9
Vinyl acetate	ND		ug/l	5.0	1.0
4-Methyl-2-pentanone	ND		ug/l	5.0	1.0
2-Hexanone	ND		ug/l	5.0	1.0
Bromochloromethane	ND		ug/l	2.5	0.70
2,2-Dichloropropane	ND		ug/l	2.5	0.70
1,2-Dibromoethane	ND		ug/l	2.0	0.65
1,3-Dichloropropane	ND		ug/l	2.5	0.70
1,1,1,2-Tetrachloroethane	ND		ug/l	2.5	0.70
Bromobenzene	ND		ug/l	2.5	0.70
n-Butylbenzene	ND		ug/l	2.5	0.70
sec-Butylbenzene	ND		ug/l	2.5	0.70
tert-Butylbenzene	ND		ug/l	2.5	0.70

Project Name: 43-45 LAFAYETTE
Project Number: SO833-2

Lab Number: L2219760
Report Date: 05/12/22

Method Blank Analysis Batch Quality Control

Analytical Method: 1,8260C
Analytical Date: 04/26/22 16:34
Analyst: MKS

Parameter	Result	Qualifier	Units	RL	MDL
Volatile Organics by GC/MS - Westborough Lab for sample(s): 01,03-04 Batch: WG1631655-5					
o-Chlorotoluene	ND		ug/l	2.5	0.70
p-Chlorotoluene	ND		ug/l	2.5	0.70
1,2-Dibromo-3-chloropropane	ND		ug/l	2.5	0.70
Hexachlorobutadiene	ND		ug/l	2.5	0.70
Isopropylbenzene	ND		ug/l	2.5	0.70
p-Isopropyltoluene	ND		ug/l	2.5	0.70
Naphthalene	ND		ug/l	2.5	0.70
n-Propylbenzene	ND		ug/l	2.5	0.70
1,2,3-Trichlorobenzene	ND		ug/l	2.5	0.70
1,2,4-Trichlorobenzene	ND		ug/l	2.5	0.70
1,3,5-Trimethylbenzene	ND		ug/l	2.5	0.70
1,2,4-Trimethylbenzene	ND		ug/l	2.5	0.70
1,4-Dioxane	ND		ug/l	250	61.
p-Diethylbenzene	ND		ug/l	2.0	0.70
p-Ethyltoluene	ND		ug/l	2.0	0.70
1,2,4,5-Tetramethylbenzene	ND		ug/l	2.0	0.54
Ethyl ether	ND		ug/l	2.5	0.70
trans-1,4-Dichloro-2-butene	ND		ug/l	2.5	0.70

Tentatively Identified Compounds

Total TIC Compounds	2.16	J	ug/l
Unknown	2.16	J	ug/l

Project Name: 43-45 LAFAYETTE
Project Number: SO833-2

Lab Number: L2219760
Report Date: 05/12/22

Method Blank Analysis
Batch Quality Control

Analytical Method: 1,8260C
Analytical Date: 04/26/22 16:34
Analyst: MKS

Parameter	Result	Qualifier	Units	RL	MDL
Volatile Organics by GC/MS - Westborough Lab for sample(s): 01,03-04 Batch: WG1631655-5					

Surrogate	%Recovery	Qualifier	Acceptance Criteria
1,2-Dichloroethane-d4	99		70-130
Toluene-d8	99		70-130
4-Bromofluorobenzene	97		70-130
Dibromofluoromethane	98		70-130

Project Name: 43-45 LAFAYETTE
Project Number: SO833-2

Lab Number: L2219760
Report Date: 05/12/22

Method Blank Analysis
Batch Quality Control

Analytical Method: 1,8260C
Analytical Date: 04/26/22 08:48
Analyst: MV

Parameter	Result	Qualifier	Units	RL	MDL
Volatile Organics by GC/MS - Westborough Lab for sample(s): 02 Batch: WG1631667-5					
Methylene chloride	ND		ug/l	2.5	0.70
1,1-Dichloroethane	ND		ug/l	2.5	0.70
Chloroform	ND		ug/l	2.5	0.70
Carbon tetrachloride	ND		ug/l	0.50	0.13
1,2-Dichloropropane	ND		ug/l	1.0	0.14
Dibromochloromethane	ND		ug/l	0.50	0.15
1,1,2-Trichloroethane	ND		ug/l	1.5	0.50
Tetrachloroethene	ND		ug/l	0.50	0.18
Chlorobenzene	ND		ug/l	2.5	0.70
Trichlorofluoromethane	ND		ug/l	2.5	0.70
1,2-Dichloroethane	ND		ug/l	0.50	0.13
1,1,1-Trichloroethane	ND		ug/l	2.5	0.70
Bromodichloromethane	ND		ug/l	0.50	0.19
trans-1,3-Dichloropropene	ND		ug/l	0.50	0.16
cis-1,3-Dichloropropene	ND		ug/l	0.50	0.14
1,3-Dichloropropene, Total	ND		ug/l	0.50	0.14
1,1-Dichloropropene	ND		ug/l	2.5	0.70
Bromoform	ND		ug/l	2.0	0.65
1,1,2,2-Tetrachloroethane	ND		ug/l	0.50	0.17
Benzene	ND		ug/l	0.50	0.16
Toluene	ND		ug/l	2.5	0.70
Ethylbenzene	ND		ug/l	2.5	0.70
Chloromethane	ND		ug/l	2.5	0.70
Bromomethane	ND		ug/l	2.5	0.70
Vinyl chloride	ND		ug/l	1.0	0.07
Chloroethane	ND		ug/l	2.5	0.70
1,1-Dichloroethene	ND		ug/l	0.50	0.17
trans-1,2-Dichloroethene	ND		ug/l	2.5	0.70
Trichloroethene	ND		ug/l	0.50	0.18

Project Name: 43-45 LAFAYETTE
Project Number: SO833-2

Lab Number: L2219760
Report Date: 05/12/22

Method Blank Analysis
Batch Quality Control

Analytical Method: 1,8260C
Analytical Date: 04/26/22 08:48
Analyst: MV

Parameter	Result	Qualifier	Units	RL	MDL
Volatile Organics by GC/MS - Westborough Lab for sample(s): 02 Batch: WG1631667-5					
1,2-Dichlorobenzene	ND		ug/l	2.5	0.70
1,3-Dichlorobenzene	ND		ug/l	2.5	0.70
1,4-Dichlorobenzene	ND		ug/l	2.5	0.70
Methyl tert butyl ether	ND		ug/l	2.5	0.70
p/m-Xylene	ND		ug/l	2.5	0.70
o-Xylene	ND		ug/l	2.5	0.70
Xylenes, Total	ND		ug/l	2.5	0.70
cis-1,2-Dichloroethene	ND		ug/l	2.5	0.70
1,2-Dichloroethene, Total	ND		ug/l	2.5	0.70
Dibromomethane	ND		ug/l	5.0	1.0
1,2,3-Trichloropropane	ND		ug/l	2.5	0.70
Acrylonitrile	ND		ug/l	5.0	1.5
Styrene	ND		ug/l	2.5	0.70
Dichlorodifluoromethane	ND		ug/l	5.0	1.0
Acetone	ND		ug/l	5.0	1.5
Carbon disulfide	ND		ug/l	5.0	1.0
2-Butanone	ND		ug/l	5.0	1.9
Vinyl acetate	ND		ug/l	5.0	1.0
4-Methyl-2-pentanone	ND		ug/l	5.0	1.0
2-Hexanone	ND		ug/l	5.0	1.0
Bromochloromethane	ND		ug/l	2.5	0.70
2,2-Dichloropropane	ND		ug/l	2.5	0.70
1,2-Dibromoethane	ND		ug/l	2.0	0.65
1,3-Dichloropropane	ND		ug/l	2.5	0.70
1,1,1,2-Tetrachloroethane	ND		ug/l	2.5	0.70
Bromobenzene	ND		ug/l	2.5	0.70
n-Butylbenzene	ND		ug/l	2.5	0.70
sec-Butylbenzene	ND		ug/l	2.5	0.70
tert-Butylbenzene	ND		ug/l	2.5	0.70

Project Name: 43-45 LAFAYETTE
Project Number: SO833-2

Lab Number: L2219760
Report Date: 05/12/22

Method Blank Analysis
Batch Quality Control

Analytical Method: 1,8260C
Analytical Date: 04/26/22 08:48
Analyst: MV

Parameter	Result	Qualifier	Units	RL	MDL
Volatile Organics by GC/MS - Westborough Lab for sample(s): 02 Batch: WG1631667-5					
o-Chlorotoluene	ND		ug/l	2.5	0.70
p-Chlorotoluene	ND		ug/l	2.5	0.70
1,2-Dibromo-3-chloropropane	ND		ug/l	2.5	0.70
Hexachlorobutadiene	ND		ug/l	2.5	0.70
Isopropylbenzene	ND		ug/l	2.5	0.70
p-Isopropyltoluene	ND		ug/l	2.5	0.70
Naphthalene	ND		ug/l	2.5	0.70
n-Propylbenzene	ND		ug/l	2.5	0.70
1,2,3-Trichlorobenzene	ND		ug/l	2.5	0.70
1,2,4-Trichlorobenzene	ND		ug/l	2.5	0.70
1,3,5-Trimethylbenzene	ND		ug/l	2.5	0.70
1,2,4-Trimethylbenzene	ND		ug/l	2.5	0.70
1,4-Dioxane	ND		ug/l	250	61.
p-Diethylbenzene	ND		ug/l	2.0	0.70
p-Ethyltoluene	ND		ug/l	2.0	0.70
1,2,4,5-Tetramethylbenzene	ND		ug/l	2.0	0.54
Ethyl ether	ND		ug/l	2.5	0.70
trans-1,4-Dichloro-2-butene	ND		ug/l	2.5	0.70

Tentatively Identified Compounds

Total TIC Compounds	2.01	J	ug/l
Sulfur Dioxide	2.01	NJ	ug/l

Project Name: 43-45 LAFAYETTE
Project Number: SO833-2

Lab Number: L2219760
Report Date: 05/12/22

Method Blank Analysis
Batch Quality Control

Analytical Method: 1,8260C
Analytical Date: 04/26/22 08:48
Analyst: MV

Parameter	Result	Qualifier	Units	RL	MDL
Volatile Organics by GC/MS - Westborough Lab for sample(s): 02 Batch: WG1631667-5					

Surrogate	%Recovery	Qualifier	Acceptance Criteria
1,2-Dichloroethane-d4	103		70-130
Toluene-d8	96		70-130
4-Bromofluorobenzene	100		70-130
Dibromofluoromethane	105		70-130

Lab Control Sample Analysis

Batch Quality Control

Project Name: 43-45 LAFAYETTE

Lab Number: L2219760

Project Number: SO833-2

Report Date: 05/12/22

Parameter	LCS %Recovery	Qual	LCSD %Recovery	Qual	%Recovery Limits	RPD	Qual	RPD Limits
Volatile Organics by GC/MS - Westborough Lab Associated sample(s): 01,03-04 Batch: WG1631655-3 WG1631655-4								
Methylene chloride	98		97		70-130	1		20
1,1-Dichloroethane	98		96		70-130	2		20
Chloroform	92		90		70-130	2		20
Carbon tetrachloride	97		95		63-132	2		20
1,2-Dichloropropane	95		96		70-130	1		20
Dibromochloromethane	94		91		63-130	3		20
1,1,2-Trichloroethane	95		94		70-130	1		20
Tetrachloroethene	100		98		70-130	2		20
Chlorobenzene	97		96		75-130	1		20
Trichlorofluoromethane	100		100		62-150	0		20
1,2-Dichloroethane	95		95		70-130	0		20
1,1,1-Trichloroethane	100		99		67-130	1		20
Bromodichloromethane	94		94		67-130	0		20
trans-1,3-Dichloropropene	96		93		70-130	3		20
cis-1,3-Dichloropropene	97		96		70-130	1		20
1,1-Dichloropropene	100		96		70-130	4		20
Bromoform	93		92		54-136	1		20
1,1,2,2-Tetrachloroethane	98		100		67-130	2		20
Benzene	98		95		70-130	3		20
Toluene	98		96		70-130	2		20
Ethylbenzene	97		95		70-130	2		20
Chloromethane	100		100		64-130	0		20
Bromomethane	100		95		39-139	5		20

Lab Control Sample Analysis

Batch Quality Control

Project Name: 43-45 LAFAYETTE

Lab Number: L2219760

Project Number: SO833-2

Report Date: 05/12/22

Parameter	LCS		LCSD		%Recovery Limits	RPD	RPD	
	%Recovery	Qual	%Recovery	Qual			Qual	Limits
Volatile Organics by GC/MS - Westborough Lab Associated sample(s): 01,03-04 Batch: WG1631655-3 WG1631655-4								
Vinyl chloride	110		100		55-140	10		20
Chloroethane	110		110		55-138	0		20
1,1-Dichloroethene	100		98		61-145	2		20
trans-1,2-Dichloroethene	100		98		70-130	2		20
Trichloroethene	95		90		70-130	5		20
1,2-Dichlorobenzene	100		97		70-130	3		20
1,3-Dichlorobenzene	100		97		70-130	3		20
1,4-Dichlorobenzene	100		98		70-130	2		20
Methyl tert butyl ether	97		95		63-130	2		20
p/m-Xylene	100		95		70-130	5		20
o-Xylene	95		95		70-130	0		20
cis-1,2-Dichloroethene	98		93		70-130	5		20
Dibromomethane	97		95		70-130	2		20
1,2,3-Trichloropropane	87		93		64-130	7		20
Acrylonitrile	93		97		70-130	4		20
Styrene	95		95		70-130	0		20
Dichlorodifluoromethane	100		97		36-147	3		20
Acetone	81		77		58-148	5		20
Carbon disulfide	100		96		51-130	4		20
2-Butanone	91		91		63-138	0		20
Vinyl acetate	110		110		70-130	0		20
4-Methyl-2-pentanone	94		98		59-130	4		20
2-Hexanone	88		88		57-130	0		20

Lab Control Sample Analysis

Batch Quality Control

Project Name: 43-45 LAFAYETTE

Lab Number: L2219760

Project Number: SO833-2

Report Date: 05/12/22

Parameter	LCS %Recovery	Qual	LCSD %Recovery	Qual	%Recovery Limits	RPD	Qual	RPD Limits
Volatile Organics by GC/MS - Westborough Lab Associated sample(s): 01,03-04 Batch: WG1631655-3 WG1631655-4								
Bromochloromethane	100		100		70-130	0		20
2,2-Dichloropropane	100		100		63-133	0		20
1,2-Dibromoethane	96		94		70-130	2		20
1,3-Dichloropropane	96		96		70-130	0		20
1,1,1,2-Tetrachloroethane	95		94		64-130	1		20
Bromobenzene	100		98		70-130	2		20
n-Butylbenzene	100		96		53-136	4		20
sec-Butylbenzene	98		95		70-130	3		20
tert-Butylbenzene	99		96		70-130	3		20
o-Chlorotoluene	95		95		70-130	0		20
p-Chlorotoluene	96		93		70-130	3		20
1,2-Dibromo-3-chloropropane	95		92		41-144	3		20
Hexachlorobutadiene	100		100		63-130	0		20
Isopropylbenzene	99		96		70-130	3		20
p-Isopropyltoluene	99		96		70-130	3		20
Naphthalene	95		98		70-130	3		20
n-Propylbenzene	99		96		69-130	3		20
1,2,3-Trichlorobenzene	100		100		70-130	0		20
1,2,4-Trichlorobenzene	100		100		70-130	0		20
1,3,5-Trimethylbenzene	98		96		64-130	2		20
1,2,4-Trimethylbenzene	96		94		70-130	2		20
1,4-Dioxane	96		98		56-162	2		20
p-Diethylbenzene	97		96		70-130	1		20

Lab Control Sample Analysis

Batch Quality Control

Project Name: 43-45 LAFAYETTE

Lab Number: L2219760

Project Number: SO833-2

Report Date: 05/12/22

Parameter	LCS %Recovery	Qual	LCSD %Recovery	Qual	%Recovery Limits	RPD	Qual	RPD Limits
Volatile Organics by GC/MS - Westborough Lab Associated sample(s): 01,03-04 Batch: WG1631655-3 WG1631655-4								
p-Ethyltoluene	99		95		70-130	4		20
1,2,4,5-Tetramethylbenzene	90		87		70-130	3		20
Ethyl ether	100		98		59-134	2		20
trans-1,4-Dichloro-2-butene	95		91		70-130	4		20

Surrogate	LCS %Recovery	Qual	LCSD %Recovery	Qual	Acceptance Criteria
1,2-Dichloroethane-d4	101		101		70-130
Toluene-d8	100		100		70-130
4-Bromofluorobenzene	98		98		70-130
Dibromofluoromethane	97		96		70-130

Lab Control Sample Analysis

Batch Quality Control

Project Name: 43-45 LAFAYETTE

Lab Number: L2219760

Project Number: SO833-2

Report Date: 05/12/22

Parameter	LCS %Recovery	Qual	LCSD %Recovery	Qual	%Recovery Limits	RPD	Qual	RPD Limits
Volatile Organics by GC/MS - Westborough Lab Associated sample(s): 02 Batch: WG1631667-3 WG1631667-4								
Methylene chloride	98		98		70-130	0		20
1,1-Dichloroethane	100		98		70-130	2		20
Chloroform	100		100		70-130	0		20
Carbon tetrachloride	110		110		63-132	0		20
1,2-Dichloropropane	97		96		70-130	1		20
Dibromochloromethane	97		100		63-130	3		20
1,1,2-Trichloroethane	97		100		70-130	3		20
Tetrachloroethene	110		100		70-130	10		20
Chlorobenzene	100		97		75-130	3		20
Trichlorofluoromethane	120		120		62-150	0		20
1,2-Dichloroethane	97		97		70-130	0		20
1,1,1-Trichloroethane	110		100		67-130	10		20
Bromodichloromethane	100		100		67-130	0		20
trans-1,3-Dichloropropene	100		100		70-130	0		20
cis-1,3-Dichloropropene	96		95		70-130	1		20
1,1-Dichloropropene	110		100		70-130	10		20
Bromoform	100		100		54-136	0		20
1,1,1,2-Tetrachloroethane	93		96		67-130	3		20
Benzene	100		100		70-130	0		20
Toluene	100		100		70-130	0		20
Ethylbenzene	100		99		70-130	1		20
Chloromethane	100		99		64-130	1		20
Bromomethane	76		70		39-139	8		20

Lab Control Sample Analysis

Batch Quality Control

Project Name: 43-45 LAFAYETTE

Lab Number: L2219760

Project Number: SO833-2

Report Date: 05/12/22

Parameter	LCS		LCSD		%Recovery Limits	RPD	Qual	RPD Limits
	%Recovery	Qual	%Recovery	Qual				
Volatile Organics by GC/MS - Westborough Lab Associated sample(s): 02 Batch: WG1631667-3 WG1631667-4								
Vinyl chloride	110		100		55-140	10		20
Chloroethane	100		100		55-138	0		20
1,1-Dichloroethene	110		100		61-145	10		20
trans-1,2-Dichloroethene	100		100		70-130	0		20
Trichloroethene	92		89		70-130	3		20
1,2-Dichlorobenzene	99		99		70-130	0		20
1,3-Dichlorobenzene	100		100		70-130	0		20
1,4-Dichlorobenzene	100		99		70-130	1		20
Methyl tert butyl ether	98		100		63-130	2		20
p/m-Xylene	110		105		70-130	5		20
o-Xylene	110		100		70-130	10		20
cis-1,2-Dichloroethene	100		100		70-130	0		20
Dibromomethane	97		98		70-130	1		20
1,2,3-Trichloropropane	90		93		64-130	3		20
Acrylonitrile	88		95		70-130	8		20
Styrene	105		100		70-130	5		20
Dichlorodifluoromethane	120		110		36-147	9		20
Acetone	86		97		58-148	12		20
Carbon disulfide	110		100		51-130	10		20
2-Butanone	90		90		63-138	0		20
Vinyl acetate	110		120		70-130	9		20
4-Methyl-2-pentanone	89		93		59-130	4		20
2-Hexanone	91		97		57-130	6		20

Lab Control Sample Analysis

Batch Quality Control

Project Name: 43-45 LAFAYETTE

Lab Number: L2219760

Project Number: SO833-2

Report Date: 05/12/22

Parameter	LCS %Recovery	Qual	LCSD %Recovery	Qual	%Recovery Limits	RPD	Qual	RPD Limits
Volatile Organics by GC/MS - Westborough Lab Associated sample(s): 02 Batch: WG1631667-3 WG1631667-4								
Bromochloromethane	97		100		70-130	3		20
2,2-Dichloropropane	120		120		63-133	0		20
1,2-Dibromoethane	93		94		70-130	1		20
1,3-Dichloropropane	99		100		70-130	1		20
1,1,1,2-Tetrachloroethane	100		100		64-130	0		20
Bromobenzene	98		97		70-130	1		20
n-Butylbenzene	100		100		53-136	0		20
sec-Butylbenzene	110		100		70-130	10		20
tert-Butylbenzene	100		100		70-130	0		20
o-Chlorotoluene	110		110		70-130	0		20
p-Chlorotoluene	100		98		70-130	2		20
1,2-Dibromo-3-chloropropane	83		88		41-144	6		20
Hexachlorobutadiene	110		100		63-130	10		20
Isopropylbenzene	100		100		70-130	0		20
p-Isopropyltoluene	100		100		70-130	0		20
Naphthalene	88		97		70-130	10		20
n-Propylbenzene	100		100		69-130	0		20
1,2,3-Trichlorobenzene	94		98		70-130	4		20
1,2,4-Trichlorobenzene	98		100		70-130	2		20
1,3,5-Trimethylbenzene	100		100		64-130	0		20
1,2,4-Trimethylbenzene	100		100		70-130	0		20
1,4-Dioxane	114		128		56-162	12		20
p-Diethylbenzene	100		100		70-130	0		20

Lab Control Sample Analysis

Batch Quality Control

Project Name: 43-45 LAFAYETTE

Lab Number: L2219760

Project Number: SO833-2

Report Date: 05/12/22

Parameter	LCS		LCSD		%Recovery Limits	RPD	RPD	
	%Recovery	Qual	%Recovery	Qual			Qual	Limits
Volatile Organics by GC/MS - Westborough Lab Associated sample(s): 02 Batch: WG1631667-3 WG1631667-4								
p-Ethyltoluene	100		100		70-130	0		20
1,2,4,5-Tetramethylbenzene	99		98		70-130	1		20
Ethyl ether	92		93		59-134	1		20
trans-1,4-Dichloro-2-butene	86		93		70-130	8		20

Surrogate	LCS		LCSD		Acceptance Criteria
	%Recovery	Qual	%Recovery	Qual	
1,2-Dichloroethane-d4	103		103		70-130
Toluene-d8	100		100		70-130
4-Bromofluorobenzene	100		99		70-130
Dibromofluoromethane	103		101		70-130

SEMIVOLATILES

Project Name: 43-45 LAFAYETTE
Project Number: SO833-2

Lab Number: L2219760
Report Date: 05/12/22

SAMPLE RESULTS

Lab ID: L2219760-01
 Client ID: MW-1
 Sample Location: SUFFERN

Date Collected: 04/14/22 09:42
 Date Received: 04/15/22
 Field Prep: Not Specified

Sample Depth:

Matrix: Water
 Analytical Method: 1,8270D
 Analytical Date: 04/19/22 06:57
 Analyst: JG

Extraction Method: EPA 3510C
 Extraction Date: 04/19/22 01:52

Parameter	Result	Qualifier	Units	RL	MDL	Dilution Factor
Semivolatile Organics by GC/MS - Westborough Lab						
1,2,4-Trichlorobenzene	ND		ug/l	5.0	0.50	1
Bis(2-chloroethyl)ether	ND		ug/l	2.0	0.50	1
1,2-Dichlorobenzene	ND		ug/l	2.0	0.45	1
1,3-Dichlorobenzene	ND		ug/l	2.0	0.40	1
1,4-Dichlorobenzene	ND		ug/l	2.0	0.43	1
3,3'-Dichlorobenzidine	ND		ug/l	5.0	1.6	1
2,4-Dinitrotoluene	ND		ug/l	5.0	1.2	1
2,6-Dinitrotoluene	ND		ug/l	5.0	0.93	1
4-Chlorophenyl phenyl ether	ND		ug/l	2.0	0.49	1
4-Bromophenyl phenyl ether	ND		ug/l	2.0	0.38	1
Bis(2-chloroisopropyl)ether	ND		ug/l	2.0	0.53	1
Bis(2-chloroethoxy)methane	ND		ug/l	5.0	0.50	1
Hexachlorocyclopentadiene	ND		ug/l	20	0.69	1
Isophorone	ND		ug/l	5.0	1.2	1
Nitrobenzene	ND		ug/l	2.0	0.77	1
NDPA/DPA	ND		ug/l	2.0	0.42	1
n-Nitrosodi-n-propylamine	ND		ug/l	5.0	0.64	1
Bis(2-ethylhexyl)phthalate	ND		ug/l	3.0	1.5	1
Butyl benzyl phthalate	ND		ug/l	5.0	1.2	1
Di-n-butylphthalate	ND		ug/l	5.0	0.39	1
Di-n-octylphthalate	ND		ug/l	5.0	1.3	1
Diethyl phthalate	ND		ug/l	5.0	0.38	1
Dimethyl phthalate	ND		ug/l	5.0	1.8	1
Biphenyl	ND		ug/l	2.0	0.46	1
4-Chloroaniline	ND		ug/l	5.0	1.1	1
2-Nitroaniline	ND		ug/l	5.0	0.50	1
3-Nitroaniline	ND		ug/l	5.0	0.81	1
4-Nitroaniline	ND		ug/l	5.0	0.80	1

Project Name: 43-45 LAFAYETTE

Lab Number: L2219760

Project Number: SO833-2

Report Date: 05/12/22

SAMPLE RESULTS

Lab ID: L2219760-01

Date Collected: 04/14/22 09:42

Client ID: MW-1

Date Received: 04/15/22

Sample Location: SUFFERN

Field Prep: Not Specified

Sample Depth:

Parameter	Result	Qualifier	Units	RL	MDL	Dilution Factor
Semivolatile Organics by GC/MS - Westborough Lab						
Dibenzofuran	ND		ug/l	2.0	0.50	1
1,2,4,5-Tetrachlorobenzene	ND		ug/l	10	0.44	1
Acetophenone	1.7	J	ug/l	5.0	0.53	1
2,4,6-Trichlorophenol	ND		ug/l	5.0	0.61	1
p-Chloro-m-cresol	ND		ug/l	2.0	0.35	1
2-Chlorophenol	ND		ug/l	2.0	0.48	1
2,4-Dichlorophenol	ND		ug/l	5.0	0.41	1
2,4-Dimethylphenol	ND		ug/l	5.0	1.8	1
2-Nitrophenol	ND		ug/l	10	0.85	1
4-Nitrophenol	ND		ug/l	10	0.67	1
2,4-Dinitrophenol	ND		ug/l	20	6.6	1
4,6-Dinitro-o-cresol	ND		ug/l	10	1.8	1
Phenol	ND		ug/l	5.0	0.57	1
2-Methylphenol	ND		ug/l	5.0	0.49	1
3-Methylphenol/4-Methylphenol	ND		ug/l	5.0	0.48	1
2,4,5-Trichlorophenol	ND		ug/l	5.0	0.77	1
Benzoic Acid	ND		ug/l	50	2.6	1
Benzyl Alcohol	ND		ug/l	2.0	0.59	1
Carbazole	ND		ug/l	2.0	0.49	1

Tentatively Identified Compounds

Total TIC Compounds	4.72	J	ug/l			1
Unknown	2.94	JB	ug/l			1
Unknown Organic Acid	1.78	J	ug/l			1

Surrogate	% Recovery	Qualifier	Acceptance Criteria
2-Fluorophenol	71		21-120
Phenol-d6	61		10-120
Nitrobenzene-d5	89		23-120
2-Fluorobiphenyl	78		15-120
2,4,6-Tribromophenol	104		10-120
4-Terphenyl-d14	89		41-149

Project Name: 43-45 LAFAYETTE
Project Number: SO833-2

Lab Number: L2219760
Report Date: 05/12/22

SAMPLE RESULTS

Lab ID: L2219760-01
 Client ID: MW-1
 Sample Location: SUFFERN

Date Collected: 04/14/22 09:42
 Date Received: 04/15/22
 Field Prep: Not Specified

Sample Depth:

Matrix: Water
 Analytical Method: 1,8270D-SIM
 Analytical Date: 04/19/22 10:10
 Analyst: RP

Extraction Method: EPA 3510C
 Extraction Date: 04/19/22 01:52

Parameter	Result	Qualifier	Units	RL	MDL	Dilution Factor
Semivolatile Organics by GC/MS-SIM - Westborough Lab						
Acenaphthene	ND		ug/l	0.10	0.01	1
2-Chloronaphthalene	ND		ug/l	0.20	0.02	1
Fluoranthene	ND		ug/l	0.10	0.02	1
Hexachlorobutadiene	ND		ug/l	0.50	0.05	1
Naphthalene	0.09	J	ug/l	0.10	0.05	1
Benzo(a)anthracene	0.03	J	ug/l	0.10	0.02	1
Benzo(a)pyrene	ND		ug/l	0.10	0.02	1
Benzo(b)fluoranthene	ND		ug/l	0.10	0.01	1
Benzo(k)fluoranthene	ND		ug/l	0.10	0.01	1
Chrysene	0.02	J	ug/l	0.10	0.01	1
Acenaphthylene	ND		ug/l	0.10	0.01	1
Anthracene	0.02	J	ug/l	0.10	0.01	1
Benzo(ghi)perylene	ND		ug/l	0.10	0.01	1
Fluorene	0.08	J	ug/l	0.10	0.01	1
Phenanthrene	0.16		ug/l	0.10	0.02	1
Dibenzo(a,h)anthracene	ND		ug/l	0.10	0.01	1
Indeno(1,2,3-cd)pyrene	ND		ug/l	0.10	0.01	1
Pyrene	ND		ug/l	0.10	0.02	1
2-Methylnaphthalene	0.06	J	ug/l	0.10	0.02	1
Pentachlorophenol	ND		ug/l	0.80	0.01	1
Hexachlorobenzene	ND		ug/l	0.80	0.01	1
Hexachloroethane	ND		ug/l	0.80	0.06	1

Project Name: 43-45 LAFAYETTE
Project Number: SO833-2

Lab Number: L2219760
Report Date: 05/12/22

SAMPLE RESULTS

Lab ID: L2219760-01
 Client ID: MW-1
 Sample Location: SUFFERN

Date Collected: 04/14/22 09:42
 Date Received: 04/15/22
 Field Prep: Not Specified

Sample Depth:

Parameter	Result	Qualifier	Units	RL	MDL	Dilution Factor
-----------	--------	-----------	-------	----	-----	-----------------

Semivolatile Organics by GC/MS-SIM - Westborough Lab

Surrogate	% Recovery	Qualifier	Acceptance Criteria
2-Fluorophenol	69		21-120
Phenol-d6	59		10-120
Nitrobenzene-d5	85		23-120
2-Fluorobiphenyl	79		15-120
2,4,6-Tribromophenol	110		10-120
4-Terphenyl-d14	82		41-149

Project Name: 43-45 LAFAYETTE
Project Number: SO833-2

Lab Number: L2219760
Report Date: 05/12/22

SAMPLE RESULTS

Lab ID: L2219760-01
 Client ID: MW-1
 Sample Location: SUFFERN

Date Collected: 04/14/22 09:42
 Date Received: 04/15/22
 Field Prep: Not Specified

Sample Depth:

Matrix: Water
 Analytical Method: 1,8270D-SIM
 Analytical Date: 04/19/22 19:42
 Analyst: DB

Extraction Method: EPA 3510C
 Extraction Date: 04/18/22 20:40

Parameter	Result	Qualifier	Units	RL	MDL	Dilution Factor
1,4 Dioxane by 8270D-SIM - Mansfield Lab						
1,4-Dioxane	ND		ng/l	144	32.6	1
Surrogate			% Recovery	Qualifier	Acceptance Criteria	
1,4-Dioxane-d8			34		15-110	

Project Name: 43-45 LAFAYETTE
Project Number: SO833-2

Lab Number: L2219760
Report Date: 05/12/22

SAMPLE RESULTS

Lab ID: L2219760-01
Client ID: MW-1
Sample Location: SUFFERN

Date Collected: 04/14/22 09:42
Date Received: 04/15/22
Field Prep: Not Specified

Sample Depth:

Matrix: Water
Analytical Method: 134,LCMSMS-ID
Analytical Date: 04/26/22 21:29
Analyst: RS

Extraction Method: ALPHA 23528
Extraction Date: 04/25/22 17:37

Parameter	Result	Qualifier	Units	RL	MDL	Dilution Factor
Perfluorinated Alkyl Acids by Isotope Dilution - Mansfield Lab						
Perfluorobutanoic Acid (PFBA)	4.71		ng/l	1.84	0.375	1
Perfluoropentanoic Acid (PFPeA)	6.68		ng/l	1.84	0.364	1
Perfluorobutanesulfonic Acid (PFBS)	7.80		ng/l	1.84	0.219	1
Perfluorohexanoic Acid (PFHxA)	6.16		ng/l	1.84	0.302	1
Perfluoroheptanoic Acid (PFHpA)	4.73		ng/l	1.84	0.207	1
Perfluorohexanesulfonic Acid (PFHxS)	4.10		ng/l	1.84	0.346	1
Perfluorooctanoic Acid (PFOA)	13.8		ng/l	1.84	0.217	1
1H,1H,2H,2H-Perfluorooctanesulfonic Acid (6:2FTS)	1.62	J	ng/l	1.84	1.22	1
Perfluoroheptanesulfonic Acid (PFHpS)	ND		ng/l	1.84	0.633	1
Perfluorononanoic Acid (PFNA)	2.42		ng/l	1.84	0.287	1
Perfluorooctanesulfonic Acid (PFOS)	20.4	F	ng/l	1.84	0.464	1
Perfluorodecanoic Acid (PFDA)	0.500	J	ng/l	1.84	0.280	1
1H,1H,2H,2H-Perfluorodecanesulfonic Acid (8:2FTS)	ND		ng/l	1.84	1.12	1
N-Methyl Perfluorooctanesulfonamidoacetic Acid (NMeFOSAA)	ND		ng/l	1.84	0.596	1
Perfluoroundecanoic Acid (PFUnA)	ND		ng/l	1.84	0.239	1
Perfluorodecanesulfonic Acid (PFDS)	ND		ng/l	1.84	0.902	1
Perfluorooctanesulfonamide (FOSA)	ND		ng/l	1.84	0.534	1
N-Ethyl Perfluorooctanesulfonamidoacetic Acid (NEtFOSAA)	ND		ng/l	1.84	0.740	1
Perfluorododecanoic Acid (PFDoA)	ND		ng/l	1.84	0.342	1
Perfluorotridecanoic Acid (PFTrDA)	ND		ng/l	1.84	0.301	1
Perfluorotetradecanoic Acid (PFTA)	ND		ng/l	1.84	0.228	1
PFOA/PFOS, Total	34.2		ng/l	1.84	0.217	1

Project Name: 43-45 LAFAYETTE
Project Number: SO833-2

Lab Number: L2219760
Report Date: 05/12/22

SAMPLE RESULTS

Lab ID: L2219760-01
 Client ID: MW-1
 Sample Location: SUFFERN

Date Collected: 04/14/22 09:42
 Date Received: 04/15/22
 Field Prep: Not Specified

Sample Depth:

Parameter	Result	Qualifier	Units	RL	MDL	Dilution Factor
Perfluorinated Alkyl Acids by Isotope Dilution - Mansfield Lab						

Surrogate (Extracted Internal Standard)	% Recovery	Qualifier	Acceptance Criteria
Perfluoro[13C4]Butanoic Acid (MPFBA)	90		58-132
Perfluoro[13C5]Pentanoic Acid (M5PFPEA)	129		62-163
Perfluoro[2,3,4-13C3]Butanesulfonic Acid (M3PFBS)	100		70-131
Perfluoro[1,2,3,4,6-13C5]Hexanoic Acid (M5PFHxA)	76		57-129
Perfluoro[1,2,3,4-13C4]Heptanoic Acid (M4PFHpA)	81		60-129
Perfluoro[1,2,3-13C3]Hexanesulfonic Acid (M3PFHxS)	115		71-134
Perfluoro[13C8]Octanoic Acid (M8PFOA)	85		62-129
1H,1H,2H,2H-Perfluoro[1,2-13C2]Octanesulfonic Acid (M2-6:2FTS)	143		14-147
Perfluoro[13C9]Nonanoic Acid (M9PFNA)	77		59-139
Perfluoro[13C8]Octanesulfonic Acid (M8PFOS)	96		69-131
Perfluoro[1,2,3,4,5,6-13C6]Decanoic Acid (M6PFDA)	76		62-124
1H,1H,2H,2H-Perfluoro[1,2-13C2]Decanesulfonic Acid (M2-8:2FTS)	118		10-162
N-Deuteriomethylperfluoro-1-octanesulfonamidoacetic Acid (d3-NMeFOSAA)	120	Q	24-116
Perfluoro[1,2,3,4,5,6,7-13C7]Undecanoic Acid (M7-PFUDA)	89		55-137
Perfluoro[13C8]Octanesulfonamide (M8FOSA)	18		10-112
N-Deuterioethylperfluoro-1-octanesulfonamidoacetic Acid (d5-NEtFOSAA)	104		27-126
Perfluoro[1,2-13C2]Dodecanoic Acid (MPFDOA)	96		48-131
Perfluoro[1,2-13C2]Tetradecanoic Acid (M2PFTEDA)	81		22-136

Project Name: 43-45 LAFAYETTE
Project Number: SO833-2

Lab Number: L2219760
Report Date: 05/12/22

SAMPLE RESULTS

Lab ID: L2219760-02
 Client ID: MW-2
 Sample Location: SUFFERN

Date Collected: 04/14/22 11:29
 Date Received: 04/15/22
 Field Prep: Not Specified

Sample Depth:

Matrix: Water
 Analytical Method: 1,8270D
 Analytical Date: 04/19/22 02:29
 Analyst: JG

Extraction Method: EPA 3510C
 Extraction Date: 04/18/22 10:55

Parameter	Result	Qualifier	Units	RL	MDL	Dilution Factor
Semivolatile Organics by GC/MS - Westborough Lab						
1,2,4-Trichlorobenzene	ND		ug/l	5.0	0.50	1
Bis(2-chloroethyl)ether	ND		ug/l	2.0	0.50	1
1,2-Dichlorobenzene	ND		ug/l	2.0	0.45	1
1,3-Dichlorobenzene	ND		ug/l	2.0	0.40	1
1,4-Dichlorobenzene	ND		ug/l	2.0	0.43	1
3,3'-Dichlorobenzidine	ND		ug/l	5.0	1.6	1
2,4-Dinitrotoluene	ND		ug/l	5.0	1.2	1
2,6-Dinitrotoluene	ND		ug/l	5.0	0.93	1
4-Chlorophenyl phenyl ether	ND		ug/l	2.0	0.49	1
4-Bromophenyl phenyl ether	ND		ug/l	2.0	0.38	1
Bis(2-chloroisopropyl)ether	ND		ug/l	2.0	0.53	1
Bis(2-chloroethoxy)methane	ND		ug/l	5.0	0.50	1
Hexachlorocyclopentadiene	ND		ug/l	20	0.69	1
Isophorone	ND		ug/l	5.0	1.2	1
Nitrobenzene	ND		ug/l	2.0	0.77	1
NDPA/DPA	ND		ug/l	2.0	0.42	1
n-Nitrosodi-n-propylamine	ND		ug/l	5.0	0.64	1
Bis(2-ethylhexyl)phthalate	2.2	J	ug/l	3.0	1.5	1
Butyl benzyl phthalate	ND		ug/l	5.0	1.2	1
Di-n-butylphthalate	ND		ug/l	5.0	0.39	1
Di-n-octylphthalate	ND		ug/l	5.0	1.3	1
Diethyl phthalate	ND		ug/l	5.0	0.38	1
Dimethyl phthalate	ND		ug/l	5.0	1.8	1
Biphenyl	ND		ug/l	2.0	0.46	1
4-Chloroaniline	ND		ug/l	5.0	1.1	1
2-Nitroaniline	ND		ug/l	5.0	0.50	1
3-Nitroaniline	ND		ug/l	5.0	0.81	1
4-Nitroaniline	ND		ug/l	5.0	0.80	1

Project Name: 43-45 LAFAYETTE
Project Number: SO833-2

Lab Number: L2219760
Report Date: 05/12/22

SAMPLE RESULTS

Lab ID: L2219760-02
Client ID: MW-2
Sample Location: SUFFERN

Date Collected: 04/14/22 11:29
Date Received: 04/15/22
Field Prep: Not Specified

Sample Depth:

Parameter	Result	Qualifier	Units	RL	MDL	Dilution Factor
Semivolatile Organics by GC/MS - Westborough Lab						
Dibenzofuran	ND		ug/l	2.0	0.50	1
1,2,4,5-Tetrachlorobenzene	ND		ug/l	10	0.44	1
Acetophenone	0.66	J	ug/l	5.0	0.53	1
2,4,6-Trichlorophenol	ND		ug/l	5.0	0.61	1
p-Chloro-m-cresol	ND		ug/l	2.0	0.35	1
2-Chlorophenol	ND		ug/l	2.0	0.48	1
2,4-Dichlorophenol	ND		ug/l	5.0	0.41	1
2,4-Dimethylphenol	ND		ug/l	5.0	1.8	1
2-Nitrophenol	ND		ug/l	10	0.85	1
4-Nitrophenol	ND		ug/l	10	0.67	1
2,4-Dinitrophenol	ND		ug/l	20	6.6	1
4,6-Dinitro-o-cresol	ND		ug/l	10	1.8	1
Phenol	ND		ug/l	5.0	0.57	1
2-Methylphenol	ND		ug/l	5.0	0.49	1
3-Methylphenol/4-Methylphenol	ND		ug/l	5.0	0.48	1
2,4,5-Trichlorophenol	ND		ug/l	5.0	0.77	1
Benzoic Acid	ND		ug/l	50	2.6	1
Benzyl Alcohol	ND		ug/l	2.0	0.59	1
Carbazole	ND		ug/l	2.0	0.49	1

Project Name: 43-45 LAFAYETTE

Lab Number: L2219760

Project Number: SO833-2

Report Date: 05/12/22

SAMPLE RESULTS

Lab ID: L2219760-02

Date Collected: 04/14/22 11:29

Client ID: MW-2

Date Received: 04/15/22

Sample Location: SUFFERN

Field Prep: Not Specified

Sample Depth:

Parameter	Result	Qualifier	Units	RL	MDL	Dilution Factor
Semivolatile Organics by GC/MS - Westborough Lab						
Tentatively Identified Compounds						
Total TIC Compounds	110	J	ug/l			1
Unknown	1.53	J	ug/l			1
Unknown	7.49	J	ug/l			1
Unknown	1.78	J	ug/l			1
Unknown	5.60	J	ug/l			1
Unknown	6.73	J	ug/l			1
Unknown	2.87	J	ug/l			1
Unknown	4.94	J	ug/l			1
Unknown	1.53	J	ug/l			1
Unknown	4.69	J	ug/l			1
Unknown	21.5	JB	ug/l			1
Unknown	2.69	J	ug/l			1
Unknown	5.02	J	ug/l			1
Unknown	3.53	J	ug/l			1
Unknown	1.85	J	ug/l			1
Unknown Organic Acid	14.1	J	ug/l			1
Unknown Organic Acid	14.3	J	ug/l			1
Unknown Organic Acid	8.62	J	ug/l			1
Unknown Siloxane	1.49	J	ug/l			1

Surrogate	% Recovery	Qualifier	Acceptance Criteria
2-Fluorophenol	49		21-120
Phenol-d6	41		10-120
Nitrobenzene-d5	67		23-120
2-Fluorobiphenyl	54		15-120
2,4,6-Tribromophenol	71		10-120
4-Terphenyl-d14	62		41-149

Project Name: 43-45 LAFAYETTE
Project Number: SO833-2

Lab Number: L2219760
Report Date: 05/12/22

SAMPLE RESULTS

Lab ID: L2219760-02
 Client ID: MW-2
 Sample Location: SUFFERN

Date Collected: 04/14/22 11:29
 Date Received: 04/15/22
 Field Prep: Not Specified

Sample Depth:

Matrix: Water
 Analytical Method: 1,8270D-SIM
 Analytical Date: 04/19/22 10:26
 Analyst: RP

Extraction Method: EPA 3510C
 Extraction Date: 04/18/22 11:01

Parameter	Result	Qualifier	Units	RL	MDL	Dilution Factor
Semivolatile Organics by GC/MS-SIM - Westborough Lab						
Acenaphthene	ND		ug/l	0.10	0.01	1
2-Chloronaphthalene	ND		ug/l	0.20	0.02	1
Fluoranthene	ND		ug/l	0.10	0.02	1
Hexachlorobutadiene	ND		ug/l	0.50	0.05	1
Naphthalene	0.09	J	ug/l	0.10	0.05	1
Benzo(a)anthracene	0.03	J	ug/l	0.10	0.02	1
Benzo(a)pyrene	ND		ug/l	0.10	0.02	1
Benzo(b)fluoranthene	0.02	J	ug/l	0.10	0.01	1
Benzo(k)fluoranthene	0.01	J	ug/l	0.10	0.01	1
Chrysene	0.02	J	ug/l	0.10	0.01	1
Acenaphthylene	ND		ug/l	0.10	0.01	1
Anthracene	0.03	J	ug/l	0.10	0.01	1
Benzo(ghi)perylene	ND		ug/l	0.10	0.01	1
Fluorene	0.09	J	ug/l	0.10	0.01	1
Phenanthrene	0.15		ug/l	0.10	0.02	1
Dibenzo(a,h)anthracene	ND		ug/l	0.10	0.01	1
Indeno(1,2,3-cd)pyrene	ND		ug/l	0.10	0.01	1
Pyrene	0.03	J	ug/l	0.10	0.02	1
2-Methylnaphthalene	0.08	J	ug/l	0.10	0.02	1
Pentachlorophenol	ND		ug/l	0.80	0.01	1
Hexachlorobenzene	ND		ug/l	0.80	0.01	1
Hexachloroethane	ND		ug/l	0.80	0.06	1

Project Name: 43-45 LAFAYETTE**Lab Number:** L2219760**Project Number:** SO833-2**Report Date:** 05/12/22**SAMPLE RESULTS**

Lab ID: L2219760-02

Date Collected: 04/14/22 11:29

Client ID: MW-2

Date Received: 04/15/22

Sample Location: SUFFERN

Field Prep: Not Specified

Sample Depth:

Parameter	Result	Qualifier	Units	RL	MDL	Dilution Factor
-----------	--------	-----------	-------	----	-----	-----------------

Semivolatile Organics by GC/MS-SIM - Westborough Lab

Surrogate	% Recovery	Qualifier	Acceptance Criteria
2-Fluorophenol	62		21-120
Phenol-d6	52		10-120
Nitrobenzene-d5	82		23-120
2-Fluorobiphenyl	75		15-120
2,4,6-Tribromophenol	108		10-120
4-Terphenyl-d14	81		41-149

Project Name: 43-45 LAFAYETTE
Project Number: SO833-2

Lab Number: L2219760
Report Date: 05/12/22

SAMPLE RESULTS

Lab ID: L2219760-02
 Client ID: MW-2
 Sample Location: SUFFERN

Date Collected: 04/14/22 11:29
 Date Received: 04/15/22
 Field Prep: Not Specified

Sample Depth:

Matrix: Water
 Analytical Method: 1,8270D-SIM
 Analytical Date: 04/19/22 20:03
 Analyst: DB

Extraction Method: EPA 3510C
 Extraction Date: 04/18/22 20:40

Parameter	Result	Qualifier	Units	RL	MDL	Dilution Factor
1,4 Dioxane by 8270D-SIM - Mansfield Lab						
1,4-Dioxane	ND		ng/l	139	31.4	1
Surrogate			% Recovery	Qualifier	Acceptance Criteria	
1,4-Dioxane-d8			36		15-110	

Project Name: 43-45 LAFAYETTE
Project Number: SO833-2

Lab Number: L2219760
Report Date: 05/12/22

SAMPLE RESULTS

Lab ID: L2219760-02
Client ID: MW-2
Sample Location: SUFFERN

Date Collected: 04/14/22 11:29
Date Received: 04/15/22
Field Prep: Not Specified

Sample Depth:

Matrix: Water
Analytical Method: 134,LCMSMS-ID
Analytical Date: 04/26/22 21:46
Analyst: RS

Extraction Method: ALPHA 23528
Extraction Date: 04/25/22 17:37

Parameter	Result	Qualifier	Units	RL	MDL	Dilution Factor
Perfluorinated Alkyl Acids by Isotope Dilution - Mansfield Lab						
Perfluorobutanoic Acid (PFBA)	4.76		ng/l	1.77	0.361	1
Perfluoropentanoic Acid (PFPeA)	5.88		ng/l	1.77	0.350	1
Perfluorobutanesulfonic Acid (PFBS)	6.69		ng/l	1.77	0.210	1
Perfluorohexanoic Acid (PFHxA)	5.29		ng/l	1.77	0.290	1
Perfluoroheptanoic Acid (PFHpA)	3.73		ng/l	1.77	0.199	1
Perfluorohexanesulfonic Acid (PFHxS)	2.73		ng/l	1.77	0.333	1
Perfluorooctanoic Acid (PFOA)	12.6		ng/l	1.77	0.209	1
1H,1H,2H,2H-Perfluorooctanesulfonic Acid (6:2FTS)	1.50	J	ng/l	1.77	1.18	1
Perfluoroheptanesulfonic Acid (PFHpS)	ND		ng/l	1.77	0.609	1
Perfluorononanoic Acid (PFNA)	2.07		ng/l	1.77	0.276	1
Perfluorooctanesulfonic Acid (PFOS)	14.2	F	ng/l	1.77	0.446	1
Perfluorodecanoic Acid (PFDA)	0.513	J	ng/l	1.77	0.269	1
1H,1H,2H,2H-Perfluorodecanesulfonic Acid (8:2FTS)	ND		ng/l	1.77	1.07	1
N-Methyl Perfluorooctanesulfonamidoacetic Acid (NMeFOSAA)	ND		ng/l	1.77	0.573	1
Perfluoroundecanoic Acid (PFUnA)	0.432	J	ng/l	1.77	0.230	1
Perfluorodecanesulfonic Acid (PFDS)	ND		ng/l	1.77	0.867	1
Perfluorooctanesulfonamide (FOSA)	ND		ng/l	1.77	0.513	1
N-Ethyl Perfluorooctanesulfonamidoacetic Acid (NEtFOSAA)	ND		ng/l	1.77	0.711	1
Perfluorododecanoic Acid (PFDoA)	ND		ng/l	1.77	0.329	1
Perfluorotridecanoic Acid (PFTrDA)	ND		ng/l	1.77	0.290	1
Perfluorotetradecanoic Acid (PFTA)	ND		ng/l	1.77	0.219	1
PFOA/PFOS, Total	26.8		ng/l	1.77	0.209	1

Project Name: 43-45 LAFAYETTE

Lab Number: L2219760

Project Number: SO833-2

Report Date: 05/12/22

SAMPLE RESULTS

Lab ID: L2219760-02

Date Collected: 04/14/22 11:29

Client ID: MW-2

Date Received: 04/15/22

Sample Location: SUFFERN

Field Prep: Not Specified

Sample Depth:

Parameter	Result	Qualifier	Units	RL	MDL	Dilution Factor
Perfluorinated Alkyl Acids by Isotope Dilution - Mansfield Lab						

Surrogate (Extracted Internal Standard)	% Recovery	Qualifier	Acceptance Criteria
Perfluoro[13C4]Butanoic Acid (MPFBA)	80		58-132
Perfluoro[13C5]Pentanoic Acid (M5PFPEA)	117		62-163
Perfluoro[2,3,4-13C3]Butanesulfonic Acid (M3PFBS)	98		70-131
Perfluoro[1,2,3,4,6-13C5]Hexanoic Acid (M5PFHxA)	64		57-129
Perfluoro[1,2,3,4-13C4]Heptanoic Acid (M4PFHpA)	67		60-129
Perfluoro[1,2,3-13C3]Hexanesulfonic Acid (M3PFHxS)	110		71-134
Perfluoro[13C8]Octanoic Acid (M8PFOA)	71		62-129
1H,1H,2H,2H-Perfluoro[1,2-13C2]Octanesulfonic Acid (M2-6:2FTS)	148	Q	14-147
Perfluoro[13C9]Nonanoic Acid (M9PFNA)	64		59-139
Perfluoro[13C8]Octanesulfonic Acid (M8PFOS)	100		69-131
Perfluoro[1,2,3,4,5,6-13C6]Decanoic Acid (M6PFDA)	68		62-124
1H,1H,2H,2H-Perfluoro[1,2-13C2]Decanesulfonic Acid (M2-8:2FTS)	134		10-162
N-Deuteriomethylperfluoro-1-octanesulfonamidoacetic Acid (d3-NMeFOSAA)	106		24-116
Perfluoro[1,2,3,4,5,6,7-13C7]Undecanoic Acid (M7-PFUDA)	82		55-137
Perfluoro[13C8]Octanesulfonamide (M8FOSA)	12		10-112
N-Deuterioethylperfluoro-1-octanesulfonamidoacetic Acid (d5-NEtFOSAA)	81		27-126
Perfluoro[1,2-13C2]Dodecanoic Acid (MPFDOA)	94		48-131
Perfluoro[1,2-13C2]Tetradecanoic Acid (M2PFTEDA)	79		22-136

Project Name: 43-45 LAFAYETTE
Project Number: SO833-2

Lab Number: L2219760
Report Date: 05/12/22

SAMPLE RESULTS

Lab ID: L2219760-03
 Client ID: FIELD BLANK
 Sample Location: SUFFERN

Date Collected: 04/14/22 11:45
 Date Received: 04/15/22
 Field Prep: Not Specified

Sample Depth:

Matrix: Water
 Analytical Method: 1,8270D
 Analytical Date: 04/19/22 02:53
 Analyst: JG

Extraction Method: EPA 3510C
 Extraction Date: 04/18/22 10:55

Parameter	Result	Qualifier	Units	RL	MDL	Dilution Factor
Semivolatile Organics by GC/MS - Westborough Lab						
1,2,4-Trichlorobenzene	ND		ug/l	5.0	0.50	1
Bis(2-chloroethyl)ether	ND		ug/l	2.0	0.50	1
1,2-Dichlorobenzene	ND		ug/l	2.0	0.45	1
1,3-Dichlorobenzene	ND		ug/l	2.0	0.40	1
1,4-Dichlorobenzene	ND		ug/l	2.0	0.43	1
3,3'-Dichlorobenzidine	ND		ug/l	5.0	1.6	1
2,4-Dinitrotoluene	ND		ug/l	5.0	1.2	1
2,6-Dinitrotoluene	ND		ug/l	5.0	0.93	1
4-Chlorophenyl phenyl ether	ND		ug/l	2.0	0.49	1
4-Bromophenyl phenyl ether	ND		ug/l	2.0	0.38	1
Bis(2-chloroisopropyl)ether	ND		ug/l	2.0	0.53	1
Bis(2-chloroethoxy)methane	ND		ug/l	5.0	0.50	1
Hexachlorocyclopentadiene	ND		ug/l	20	0.69	1
Isophorone	ND		ug/l	5.0	1.2	1
Nitrobenzene	ND		ug/l	2.0	0.77	1
NDPA/DPA	ND		ug/l	2.0	0.42	1
n-Nitrosodi-n-propylamine	ND		ug/l	5.0	0.64	1
Bis(2-ethylhexyl)phthalate	1.7	J	ug/l	3.0	1.5	1
Butyl benzyl phthalate	ND		ug/l	5.0	1.2	1
Di-n-butylphthalate	ND		ug/l	5.0	0.39	1
Di-n-octylphthalate	ND		ug/l	5.0	1.3	1
Diethyl phthalate	ND		ug/l	5.0	0.38	1
Dimethyl phthalate	ND		ug/l	5.0	1.8	1
Biphenyl	ND		ug/l	2.0	0.46	1
4-Chloroaniline	ND		ug/l	5.0	1.1	1
2-Nitroaniline	ND		ug/l	5.0	0.50	1
3-Nitroaniline	ND		ug/l	5.0	0.81	1
4-Nitroaniline	ND		ug/l	5.0	0.80	1

Project Name: 43-45 LAFAYETTE
Project Number: SO833-2

Lab Number: L2219760
Report Date: 05/12/22

SAMPLE RESULTS

Lab ID: L2219760-03
Client ID: FIELD BLANK
Sample Location: SUFFERN

Date Collected: 04/14/22 11:45
Date Received: 04/15/22
Field Prep: Not Specified

Sample Depth:

Parameter	Result	Qualifier	Units	RL	MDL	Dilution Factor
Semivolatile Organics by GC/MS - Westborough Lab						
Dibenzofuran	ND		ug/l	2.0	0.50	1
1,2,4,5-Tetrachlorobenzene	ND		ug/l	10	0.44	1
Acetophenone	ND		ug/l	5.0	0.53	1
2,4,6-Trichlorophenol	ND		ug/l	5.0	0.61	1
p-Chloro-m-cresol	ND		ug/l	2.0	0.35	1
2-Chlorophenol	ND		ug/l	2.0	0.48	1
2,4-Dichlorophenol	ND		ug/l	5.0	0.41	1
2,4-Dimethylphenol	ND		ug/l	5.0	1.8	1
2-Nitrophenol	ND		ug/l	10	0.85	1
4-Nitrophenol	ND		ug/l	10	0.67	1
2,4-Dinitrophenol	ND		ug/l	20	6.6	1
4,6-Dinitro-o-cresol	ND		ug/l	10	1.8	1
Phenol	ND		ug/l	5.0	0.57	1
2-Methylphenol	ND		ug/l	5.0	0.49	1
3-Methylphenol/4-Methylphenol	ND		ug/l	5.0	0.48	1
2,4,5-Trichlorophenol	ND		ug/l	5.0	0.77	1
Benzoic Acid	ND		ug/l	50	2.6	1
Benzyl Alcohol	ND		ug/l	2.0	0.59	1
Carbazole	ND		ug/l	2.0	0.49	1

Project Name: 43-45 LAFAYETTE
Project Number: SO833-2

Lab Number: L2219760
Report Date: 05/12/22

SAMPLE RESULTS

Lab ID: L2219760-03
 Client ID: FIELD BLANK
 Sample Location: SUFFERN

Date Collected: 04/14/22 11:45
 Date Received: 04/15/22
 Field Prep: Not Specified

Sample Depth:

Parameter	Result	Qualifier	Units	RL	MDL	Dilution Factor
Semivolatile Organics by GC/MS - Westborough Lab						
Tentatively Identified Compounds						
Total TIC Compounds	123	J	ug/l			1
Unknown	3.56	J	ug/l			1
Unknown	2.94	J	ug/l			1
Unknown	5.16	J	ug/l			1
Unknown	36.4	J	ug/l			1
Unknown	2.62	J	ug/l			1
Unknown	8.94	J	ug/l			1
Unknown	2.33	J	ug/l			1
Unknown	7.60	J	ug/l			1
Unknown	1.96	J	ug/l			1
Unknown	6.87	J	ug/l			1
Unknown	9.13	JB	ug/l			1
Unknown	6.65	J	ug/l			1
Unknown	1.74	J	ug/l			1
Unknown	9.96	J	ug/l			1
Unknown Alkane	1.96	J	ug/l			1
Unknown Alkane	3.38	J	ug/l			1
Unknown Organic Acid	3.05	J	ug/l			1
Unknown Organic Acid	2.14	J	ug/l			1
Unknown Organic Acid	3.20	J	ug/l			1
Unknown Siloxane	3.05	J	ug/l			1

Project Name: 43-45 LAFAYETTE**Lab Number:** L2219760**Project Number:** SO833-2**Report Date:** 05/12/22**SAMPLE RESULTS**

Lab ID: L2219760-03

Date Collected: 04/14/22 11:45

Client ID: FIELD BLANK

Date Received: 04/15/22

Sample Location: SUFFERN

Field Prep: Not Specified

Sample Depth:

Parameter	Result	Qualifier	Units	RL	MDL	Dilution Factor
-----------	--------	-----------	-------	----	-----	-----------------

Semivolatile Organics by GC/MS - Westborough Lab

Surrogate	% Recovery	Qualifier	Acceptance Criteria
2-Fluorophenol	62		21-120
Phenol-d6	52		10-120
Nitrobenzene-d5	81		23-120
2-Fluorobiphenyl	72		15-120
2,4,6-Tribromophenol	83		10-120
4-Terphenyl-d14	83		41-149

Project Name: 43-45 LAFAYETTE
Project Number: SO833-2

Lab Number: L2219760
Report Date: 05/12/22

SAMPLE RESULTS

Lab ID: L2219760-03
 Client ID: FIELD BLANK
 Sample Location: SUFFERN

Date Collected: 04/14/22 11:45
 Date Received: 04/15/22
 Field Prep: Not Specified

Sample Depth:

Matrix: Water
 Analytical Method: 1,8270D-SIM
 Analytical Date: 04/19/22 10:43
 Analyst: RP

Extraction Method: EPA 3510C
 Extraction Date: 04/18/22 11:01

Parameter	Result	Qualifier	Units	RL	MDL	Dilution Factor
Semivolatile Organics by GC/MS-SIM - Westborough Lab						
Acenaphthene	ND		ug/l	0.10	0.01	1
2-Chloronaphthalene	ND		ug/l	0.20	0.02	1
Fluoranthene	ND		ug/l	0.10	0.02	1
Hexachlorobutadiene	ND		ug/l	0.50	0.05	1
Naphthalene	0.05	J	ug/l	0.10	0.05	1
Benzo(a)anthracene	0.02	J	ug/l	0.10	0.02	1
Benzo(a)pyrene	ND		ug/l	0.10	0.02	1
Benzo(b)fluoranthene	ND		ug/l	0.10	0.01	1
Benzo(k)fluoranthene	ND		ug/l	0.10	0.01	1
Chrysene	ND		ug/l	0.10	0.01	1
Acenaphthylene	ND		ug/l	0.10	0.01	1
Anthracene	ND		ug/l	0.10	0.01	1
Benzo(ghi)perylene	ND		ug/l	0.10	0.01	1
Fluorene	0.04	J	ug/l	0.10	0.01	1
Phenanthrene	0.09	J	ug/l	0.10	0.02	1
Dibenzo(a,h)anthracene	ND		ug/l	0.10	0.01	1
Indeno(1,2,3-cd)pyrene	ND		ug/l	0.10	0.01	1
Pyrene	ND		ug/l	0.10	0.02	1
2-Methylnaphthalene	ND		ug/l	0.10	0.02	1
Pentachlorophenol	ND		ug/l	0.80	0.01	1
Hexachlorobenzene	ND		ug/l	0.80	0.01	1
Hexachloroethane	ND		ug/l	0.80	0.06	1

Project Name: 43-45 LAFAYETTE
Project Number: SO833-2

Lab Number: L2219760
Report Date: 05/12/22

SAMPLE RESULTS

Lab ID: L2219760-03
 Client ID: FIELD BLANK
 Sample Location: SUFFERN

Date Collected: 04/14/22 11:45
 Date Received: 04/15/22
 Field Prep: Not Specified

Sample Depth:

Parameter	Result	Qualifier	Units	RL	MDL	Dilution Factor
-----------	--------	-----------	-------	----	-----	-----------------

Semivolatile Organics by GC/MS-SIM - Westborough Lab

Surrogate	% Recovery	Qualifier	Acceptance Criteria
2-Fluorophenol	62		21-120
Phenol-d6	52		10-120
Nitrobenzene-d5	77		23-120
2-Fluorobiphenyl	70		15-120
2,4,6-Tribromophenol	92		10-120
4-Terphenyl-d14	75		41-149

Project Name: 43-45 LAFAYETTE
Project Number: SO833-2

Lab Number: L2219760
Report Date: 05/12/22

SAMPLE RESULTS

Lab ID: L2219760-03
 Client ID: FIELD BLANK
 Sample Location: SUFFERN

Date Collected: 04/14/22 11:45
 Date Received: 04/15/22
 Field Prep: Not Specified

Sample Depth:

Matrix: Water
 Analytical Method: 1,8270D-SIM
 Analytical Date: 04/19/22 20:24
 Analyst: DB

Extraction Method: EPA 3510C
 Extraction Date: 04/18/22 20:40

Parameter	Result	Qualifier	Units	RL	MDL	Dilution Factor
1,4 Dioxane by 8270D-SIM - Mansfield Lab						
1,4-Dioxane	ND		ng/l	134	30.3	1
Surrogate			% Recovery	Qualifier	Acceptance Criteria	
1,4-Dioxane-d8			42		15-110	

Project Name: 43-45 LAFAYETTE
Project Number: SO833-2

Lab Number: L2219760
Report Date: 05/12/22

SAMPLE RESULTS

Lab ID: L2219760-03
Client ID: FIELD BLANK
Sample Location: SUFFERN

Date Collected: 04/14/22 11:45
Date Received: 04/15/22
Field Prep: Not Specified

Sample Depth:

Matrix: Water
Analytical Method: 134,LCMSMS-ID
Analytical Date: 04/26/22 22:02
Analyst: RS

Extraction Method: ALPHA 23528
Extraction Date: 04/25/22 17:37

Parameter	Result	Qualifier	Units	RL	MDL	Dilution Factor
Perfluorinated Alkyl Acids by Isotope Dilution - Mansfield Lab						
Perfluorobutanoic Acid (PFBA)	ND		ng/l	1.73	0.354	1
Perfluoropentanoic Acid (PFPeA)	ND		ng/l	1.73	0.343	1
Perfluorobutanesulfonic Acid (PFBS)	ND		ng/l	1.73	0.206	1
Perfluorohexanoic Acid (PFHxA)	ND		ng/l	1.73	0.284	1
Perfluoroheptanoic Acid (PFHpA)	ND		ng/l	1.73	0.195	1
Perfluorohexanesulfonic Acid (PFHxS)	ND		ng/l	1.73	0.326	1
Perfluorooctanoic Acid (PFOA)	ND		ng/l	1.73	0.205	1
1H,1H,2H,2H-Perfluorooctanesulfonic Acid (6:2FTS)	1.72	J	ng/l	1.73	1.16	1
Perfluoroheptanesulfonic Acid (PFHpS)	ND		ng/l	1.73	0.597	1
Perfluorononanoic Acid (PFNA)	ND		ng/l	1.73	0.270	1
Perfluorooctanesulfonic Acid (PFOS)	ND		ng/l	1.73	0.437	1
Perfluorodecanoic Acid (PFDA)	ND		ng/l	1.73	0.264	1
1H,1H,2H,2H-Perfluorodecanesulfonic Acid (8:2FTS)	ND		ng/l	1.73	1.05	1
N-Methyl Perfluorooctanesulfonamidoacetic Acid (NMeFOSAA)	ND		ng/l	1.73	0.562	1
Perfluoroundecanoic Acid (PFUnA)	ND		ng/l	1.73	0.225	1
Perfluorodecanesulfonic Acid (PFDS)	ND		ng/l	1.73	0.850	1
Perfluorooctanesulfonamide (FOSA)	ND		ng/l	1.73	0.503	1
N-Ethyl Perfluorooctanesulfonamidoacetic Acid (NEtFOSAA)	ND		ng/l	1.73	0.697	1
Perfluorododecanoic Acid (PFDoA)	ND		ng/l	1.73	0.323	1
Perfluorotridecanoic Acid (PFTrDA)	ND		ng/l	1.73	0.284	1
Perfluorotetradecanoic Acid (PFTA)	ND		ng/l	1.73	0.215	1
PFOA/PFOS, Total	ND		ng/l	1.73	0.205	1

Project Name: 43-45 LAFAYETTE
Project Number: SO833-2

Lab Number: L2219760
Report Date: 05/12/22

SAMPLE RESULTS

Lab ID: L2219760-03
 Client ID: FIELD BLANK
 Sample Location: SUFFERN

Date Collected: 04/14/22 11:45
 Date Received: 04/15/22
 Field Prep: Not Specified

Sample Depth:

Parameter	Result	Qualifier	Units	RL	MDL	Dilution Factor
Perfluorinated Alkyl Acids by Isotope Dilution - Mansfield Lab						

Surrogate (Extracted Internal Standard)	% Recovery	Qualifier	Acceptance Criteria
Perfluoro[13C4]Butanoic Acid (MPFBA)	106		58-132
Perfluoro[13C5]Pentanoic Acid (M5PFPEA)	146		62-163
Perfluoro[2,3,4-13C3]Butanesulfonic Acid (M3PFBS)	100		70-131
Perfluoro[1,2,3,4,6-13C5]Hexanoic Acid (M5PFHxA)	101		57-129
Perfluoro[1,2,3,4-13C4]Heptanoic Acid (M4PFHpA)	102		60-129
Perfluoro[1,2,3-13C3]Hexanesulfonic Acid (M3PFHxS)	105		71-134
Perfluoro[13C8]Octanoic Acid (M8PFOA)	108		62-129
1H,1H,2H,2H-Perfluoro[1,2-13C2]Octanesulfonic Acid (M2-6:2FTS)	115		14-147
Perfluoro[13C9]Nonanoic Acid (M9PFNA)	98		59-139
Perfluoro[13C8]Octanesulfonic Acid (M8PFOS)	106		69-131
Perfluoro[1,2,3,4,5,6-13C6]Decanoic Acid (M6PFDA)	100		62-124
1H,1H,2H,2H-Perfluoro[1,2-13C2]Decanesulfonic Acid (M2-8:2FTS)	123		10-162
N-Deuteriomethylperfluoro-1-octanesulfonamidoacetic Acid (d3-NMeFOSAA)	177	Q	24-116
Perfluoro[1,2,3,4,5,6,7-13C7]Undecanoic Acid (M7-PFUDA)	117		55-137
Perfluoro[13C8]Octanesulfonamide (M8FOSA)	40		10-112
N-Deuterioethylperfluoro-1-octanesulfonamidoacetic Acid (d5-NEtFOSAA)	148	Q	27-126
Perfluoro[1,2-13C2]Dodecanoic Acid (MPFDOA)	123		48-131
Perfluoro[1,2-13C2]Tetradecanoic Acid (M2PFTEDA)	95		22-136

Project Name: 43-45 LAFAYETTE
Project Number: SO833-2

Lab Number: L2219760
Report Date: 05/12/22

Method Blank Analysis
Batch Quality Control

Analytical Method: 1,8270D
Analytical Date: 04/19/22 00:30
Analyst: SZ

Extraction Method: EPA 3510C
Extraction Date: 04/18/22 10:55

Parameter	Result	Qualifier	Units	RL	MDL
Semivolatile Organics by GC/MS - Westborough Lab for sample(s): 01-03 Batch: WG1628464-1					
Acenaphthene	ND		ug/l	2.0	0.44
1,2,4-Trichlorobenzene	ND		ug/l	5.0	0.50
Hexachlorobenzene	ND		ug/l	2.0	0.46
Bis(2-chloroethyl)ether	ND		ug/l	2.0	0.50
2-Chloronaphthalene	ND		ug/l	2.0	0.44
1,2-Dichlorobenzene	ND		ug/l	2.0	0.45
1,3-Dichlorobenzene	ND		ug/l	2.0	0.40
1,4-Dichlorobenzene	ND		ug/l	2.0	0.43
3,3'-Dichlorobenzidine	ND		ug/l	5.0	1.6
2,4-Dinitrotoluene	ND		ug/l	5.0	1.2
2,6-Dinitrotoluene	ND		ug/l	5.0	0.93
Fluoranthene	ND		ug/l	2.0	0.26
4-Chlorophenyl phenyl ether	ND		ug/l	2.0	0.49
4-Bromophenyl phenyl ether	ND		ug/l	2.0	0.38
Bis(2-chloroisopropyl)ether	ND		ug/l	2.0	0.53
Bis(2-chloroethoxy)methane	ND		ug/l	5.0	0.50
Hexachlorobutadiene	ND		ug/l	2.0	0.66
Hexachlorocyclopentadiene	ND		ug/l	20	0.69
Hexachloroethane	ND		ug/l	2.0	0.58
Isophorone	ND		ug/l	5.0	1.2
Naphthalene	ND		ug/l	2.0	0.46
Nitrobenzene	ND		ug/l	2.0	0.77
NDPA/DPA	ND		ug/l	2.0	0.42
n-Nitrosodi-n-propylamine	ND		ug/l	5.0	0.64
Bis(2-ethylhexyl)phthalate	ND		ug/l	3.0	1.5
Butyl benzyl phthalate	ND		ug/l	5.0	1.2
Di-n-butylphthalate	ND		ug/l	5.0	0.39
Di-n-octylphthalate	ND		ug/l	5.0	1.3
Diethyl phthalate	ND		ug/l	5.0	0.38

Project Name: 43-45 LAFAYETTE
Project Number: SO833-2

Lab Number: L2219760
Report Date: 05/12/22

Method Blank Analysis
Batch Quality Control

Analytical Method: 1,8270D
Analytical Date: 04/19/22 00:30
Analyst: SZ

Extraction Method: EPA 3510C
Extraction Date: 04/18/22 10:55

Parameter	Result	Qualifier	Units	RL	MDL
Semivolatile Organics by GC/MS - Westborough Lab for sample(s): 01-03 Batch: WG1628464-1					
Dimethyl phthalate	ND		ug/l	5.0	1.8
Benzo(a)anthracene	ND		ug/l	2.0	0.32
Benzo(a)pyrene	ND		ug/l	2.0	0.41
Benzo(b)fluoranthene	ND		ug/l	2.0	0.35
Benzo(k)fluoranthene	ND		ug/l	2.0	0.37
Chrysene	ND		ug/l	2.0	0.34
Acenaphthylene	ND		ug/l	2.0	0.46
Anthracene	ND		ug/l	2.0	0.33
Benzo(ghi)perylene	ND		ug/l	2.0	0.30
Fluorene	ND		ug/l	2.0	0.41
Phenanthrene	ND		ug/l	2.0	0.33
Dibenzo(a,h)anthracene	ND		ug/l	2.0	0.32
Indeno(1,2,3-cd)pyrene	ND		ug/l	2.0	0.40
Pyrene	ND		ug/l	2.0	0.28
Biphenyl	ND		ug/l	2.0	0.46
4-Chloroaniline	ND		ug/l	5.0	1.1
2-Nitroaniline	ND		ug/l	5.0	0.50
3-Nitroaniline	ND		ug/l	5.0	0.81
4-Nitroaniline	ND		ug/l	5.0	0.80
Dibenzofuran	ND		ug/l	2.0	0.50
2-Methylnaphthalene	ND		ug/l	2.0	0.45
1,2,4,5-Tetrachlorobenzene	ND		ug/l	10	0.44
Acetophenone	ND		ug/l	5.0	0.53
2,4,6-Trichlorophenol	ND		ug/l	5.0	0.61
p-Chloro-m-cresol	ND		ug/l	2.0	0.35
2-Chlorophenol	ND		ug/l	2.0	0.48
2,4-Dichlorophenol	ND		ug/l	5.0	0.41
2,4-Dimethylphenol	ND		ug/l	5.0	1.8
2-Nitrophenol	ND		ug/l	10	0.85

Project Name: 43-45 LAFAYETTE
Project Number: SO833-2

Lab Number: L2219760
Report Date: 05/12/22

**Method Blank Analysis
Batch Quality Control**

Analytical Method: 1,8270D
Analytical Date: 04/19/22 00:30
Analyst: SZ

Extraction Method: EPA 3510C
Extraction Date: 04/18/22 10:55

Parameter	Result	Qualifier	Units	RL	MDL
Semivolatile Organics by GC/MS - Westborough Lab for sample(s): 01-03 Batch: WG1628464-1					
4-Nitrophenol	ND		ug/l	10	0.67
2,4-Dinitrophenol	ND		ug/l	20	6.6
4,6-Dinitro-o-cresol	ND		ug/l	10	1.8
Pentachlorophenol	ND		ug/l	10	1.8
Phenol	ND		ug/l	5.0	0.57
2-Methylphenol	ND		ug/l	5.0	0.49
3-Methylphenol/4-Methylphenol	ND		ug/l	5.0	0.48
2,4,5-Trichlorophenol	ND		ug/l	5.0	0.77
Benzoic Acid	ND		ug/l	50	2.6
Benzyl Alcohol	ND		ug/l	2.0	0.59
Carbazole	ND		ug/l	2.0	0.49

Tentatively Identified Compounds

Total TIC Compounds	2.00	J	ug/l
Unknown	2.00	J	ug/l

Surrogate	%Recovery	Qualifier	Acceptance Criteria
2-Fluorophenol	51		21-120
Phenol-d6	39		10-120
Nitrobenzene-d5	67		23-120
2-Fluorobiphenyl	57		15-120
2,4,6-Tribromophenol	59		10-120
4-Terphenyl-d14	62		41-149

Project Name: 43-45 LAFAYETTE
Project Number: SO833-2

Lab Number: L2219760
Report Date: 05/12/22

Method Blank Analysis
Batch Quality Control

Analytical Method: 1,8270D-SIM
Analytical Date: 04/19/22 08:48
Analyst: JJW

Extraction Method: EPA 3510C
Extraction Date: 04/18/22 11:01

Parameter	Result	Qualifier	Units	RL	MDL
Semivolatile Organics by GC/MS-SIM - Westborough Lab for sample(s): 01-03 Batch: WG1628465-1					
Acenaphthene	ND		ug/l	0.10	0.01
2-Chloronaphthalene	ND		ug/l	0.20	0.02
Fluoranthene	ND		ug/l	0.10	0.02
Hexachlorobutadiene	ND		ug/l	0.50	0.05
Naphthalene	ND		ug/l	0.10	0.05
Benzo(a)anthracene	ND		ug/l	0.10	0.02
Benzo(a)pyrene	ND		ug/l	0.10	0.02
Benzo(b)fluoranthene	ND		ug/l	0.10	0.01
Benzo(k)fluoranthene	ND		ug/l	0.10	0.01
Chrysene	ND		ug/l	0.10	0.01
Acenaphthylene	ND		ug/l	0.10	0.01
Anthracene	ND		ug/l	0.10	0.01
Benzo(ghi)perylene	ND		ug/l	0.10	0.01
Fluorene	ND		ug/l	0.10	0.01
Phenanthrene	0.03	J	ug/l	0.10	0.02
Dibenzo(a,h)anthracene	ND		ug/l	0.10	0.01
Indeno(1,2,3-cd)pyrene	ND		ug/l	0.10	0.01
Pyrene	ND		ug/l	0.10	0.02
2-Methylnaphthalene	ND		ug/l	0.10	0.02
Pentachlorophenol	ND		ug/l	0.80	0.01
Hexachlorobenzene	ND		ug/l	0.80	0.01
Hexachloroethane	ND		ug/l	0.80	0.06

Project Name: 43-45 LAFAYETTE
Project Number: SO833-2

Lab Number: L2219760
Report Date: 05/12/22

Method Blank Analysis
Batch Quality Control

Analytical Method: 1,8270D-SIM
Analytical Date: 04/19/22 08:48
Analyst: JJW

Extraction Method: EPA 3510C
Extraction Date: 04/18/22 11:01

Parameter	Result	Qualifier	Units	RL	MDL
Semivolatile Organics by GC/MS-SIM - Westborough Lab for sample(s): 01-03 Batch: WG1628465-1					

Surrogate	%Recovery	Qualifier	Acceptance Criteria
2-Fluorophenol	56		21-120
Phenol-d6	45		10-120
Nitrobenzene-d5	74		23-120
2-Fluorobiphenyl	64		15-120
2,4,6-Tribromophenol	83		10-120
4-Terphenyl-d14	68		41-149

Project Name: 43-45 LAFAYETTE
Project Number: SO833-2

Lab Number: L2219760
Report Date: 05/12/22

Method Blank Analysis
Batch Quality Control

Analytical Method: 1,8270D-SIM
Analytical Date: 04/19/22 12:59
Analyst: DB

Extraction Method: EPA 3510C
Extraction Date: 04/18/22 20:40

Parameter	Result	Qualifier	Units	RL	MDL
1,4 Dioxane by 8270D-SIM - Mansfield Lab for sample(s): 01-03 Batch: WG1628490-1					
1,4-Dioxane	ND		ng/l	150	33.9

Surrogate	%Recovery	Qualifier	Acceptance Criteria
1,4-Dioxane-d8	33		15-110

Project Name: 43-45 LAFAYETTE
Project Number: SO833-2

Lab Number: L2219760
Report Date: 05/12/22

Method Blank Analysis
Batch Quality Control

Analytical Method: 134,LCMSMS-ID
Analytical Date: 04/26/22 20:56
Analyst: RS

Extraction Method: ALPHA 23528
Extraction Date: 04/25/22 17:37

Parameter	Result	Qualifier	Units	RL	MDL
Perfluorinated Alkyl Acids by Isotope Dilution - Mansfield Lab for sample(s): 01-03 Batch: WG1630826-1					
Perfluorobutanoic Acid (PFBA)	ND		ng/l	2.00	0.408
Perfluoropentanoic Acid (PFPeA)	ND		ng/l	2.00	0.396
Perfluorobutanesulfonic Acid (PFBS)	ND		ng/l	2.00	0.238
Perfluorohexanoic Acid (PFHxA)	ND		ng/l	2.00	0.328
Perfluoroheptanoic Acid (PFHpA)	ND		ng/l	2.00	0.225
Perfluorohexanesulfonic Acid (PFHxS)	ND		ng/l	2.00	0.376
Perfluorooctanoic Acid (PFOA)	ND		ng/l	2.00	0.236
1H,1H,2H,2H-Perfluorooctanesulfonic Acid (6:2FTS)	1.82	J	ng/l	2.00	1.33
Perfluoroheptanesulfonic Acid (PFHpS)	ND		ng/l	2.00	0.688
Perfluorononanoic Acid (PFNA)	ND		ng/l	2.00	0.312
Perfluorooctanesulfonic Acid (PFOS)	ND		ng/l	2.00	0.504
Perfluorodecanoic Acid (PFDA)	ND		ng/l	2.00	0.304
1H,1H,2H,2H-Perfluorodecanesulfonic Acid (8:2FTS)	ND		ng/l	2.00	1.21
N-Methyl Perfluorooctanesulfonamidoacetic Acid (NMeFOSAA)	ND		ng/l	2.00	0.648
Perfluoroundecanoic Acid (PFUnA)	ND		ng/l	2.00	0.260
Perfluorodecanesulfonic Acid (PFDS)	ND		ng/l	2.00	0.980
Perfluorooctanesulfonamide (FOSA)	ND		ng/l	2.00	0.580
N-Ethyl Perfluorooctanesulfonamidoacetic Acid (NEtFOSAA)	ND		ng/l	2.00	0.804
Perfluorododecanoic Acid (PFDoA)	ND		ng/l	2.00	0.372
Perfluorotridecanoic Acid (PFTrDA)	ND		ng/l	2.00	0.327
Perfluorotetradecanoic Acid (PFTA)	ND		ng/l	2.00	0.248
PFOA/PFOS, Total	ND		ng/l	2.00	0.236

Project Name: 43-45 LAFAYETTE
Project Number: SO833-2

Lab Number: L2219760
Report Date: 05/12/22

Method Blank Analysis
Batch Quality Control

Analytical Method: 134,LCMSMS-ID
Analytical Date: 04/26/22 20:56
Analyst: RS

Extraction Method: ALPHA 23528
Extraction Date: 04/25/22 17:37

Parameter	Result	Qualifier	Units	RL	MDL
Perfluorinated Alkyl Acids by Isotope Dilution - Mansfield Lab for sample(s): 01-03 Batch: WG1630826-1					

Surrogate (Extracted Internal Standard)	%Recovery	Qualifier	Acceptance Criteria
Perfluoro[13C4]Butanoic Acid (MPFBA)	108		58-132
Perfluoro[13C5]Pentanoic Acid (M5PFPEA)	142		62-163
Perfluoro[2,3,4-13C3]Butanesulfonic Acid (M3PFBS)	103		70-131
Perfluoro[1,2,3,4,6-13C5]Hexanoic Acid (M5PFHxA)	102		57-129
Perfluoro[1,2,3,4-13C4]Heptanoic Acid (M4PFHpA)	104		60-129
Perfluoro[1,2,3-13C3]Hexanesulfonic Acid (M3PFHxS)	112		71-134
Perfluoro[13C8]Octanoic Acid (M8PFOA)	110		62-129
1H,1H,2H,2H-Perfluoro[1,2-13C2]Octanesulfonic Acid (M2-6:2FTS)	111		14-147
Perfluoro[13C9]Nonanoic Acid (M9PFNA)	99		59-139
Perfluoro[13C8]Octanesulfonic Acid (M8PFOS)	106		69-131
Perfluoro[1,2,3,4,5,6-13C6]Decanoic Acid (M6PFDA)	102		62-124
1H,1H,2H,2H-Perfluoro[1,2-13C2]Decanesulfonic Acid (M2-8:2FTS)	122		10-162
N-Deuteriomethylperfluoro-1-octanesulfonamidoacetic Acid (d3-NMeFOSAA)	175	Q	24-116
Perfluoro[1,2,3,4,5,6,7-13C7]Undecanoic Acid (M7-PFUDA)	119		55-137
Perfluoro[13C8]Octanesulfonamide (M8FOSA)	44		10-112
N-Deuterioethylperfluoro-1-octanesulfonamidoacetic Acid (d5-NEtFOSAA)	164	Q	27-126
Perfluoro[1,2-13C2]Dodecanoic Acid (MPFDOA)	123		48-131
Perfluoro[1,2-13C2]Tetradecanoic Acid (M2PFTEDA)	95		22-136

Lab Control Sample Analysis

Batch Quality Control

Project Name: 43-45 LAFAYETTE

Lab Number: L2219760

Project Number: SO833-2

Report Date: 05/12/22

Parameter	LCS %Recovery	Qual	LCSD %Recovery	Qual	%Recovery Limits	RPD	Qual	RPD Limits
Semivolatile Organics by GC/MS - Westborough Lab Associated sample(s): 01-03 Batch: WG1628464-2 WG1628464-3								
Acenaphthene	63		67		37-111	6		30
1,2,4-Trichlorobenzene	63		69		39-98	9		30
Hexachlorobenzene	69		76		40-140	10		30
Bis(2-chloroethyl)ether	64		69		40-140	8		30
2-Chloronaphthalene	66		71		40-140	7		30
1,2-Dichlorobenzene	64		68		40-140	6		30
1,3-Dichlorobenzene	64		70		40-140	9		30
1,4-Dichlorobenzene	61		68		36-97	11		30
3,3'-Dichlorobenzidine	59		61		40-140	3		30
2,4-Dinitrotoluene	88		96		48-143	9		30
2,6-Dinitrotoluene	81		92		40-140	13		30
Fluoranthene	68		73		40-140	7		30
4-Chlorophenyl phenyl ether	64		72		40-140	12		30
4-Bromophenyl phenyl ether	66		75		40-140	13		30
Bis(2-chloroisopropyl)ether	48		53		40-140	10		30
Bis(2-chloroethoxy)methane	64		72		40-140	12		30
Hexachlorobutadiene	59		67		40-140	13		30
Hexachlorocyclopentadiene	59		67		40-140	13		30
Hexachloroethane	59		62		40-140	5		30
Isophorone	58		65		40-140	11		30
Naphthalene	61		67		40-140	9		30
Nitrobenzene	66		74		40-140	11		30
NDPA/DPA	64		72		40-140	12		30

Lab Control Sample Analysis

Batch Quality Control

Project Name: 43-45 LAFAYETTE

Lab Number: L2219760

Project Number: SO833-2

Report Date: 05/12/22

Parameter	LCS %Recovery	Qual	LCSD %Recovery	Qual	%Recovery Limits	RPD	Qual	RPD Limits
Semivolatile Organics by GC/MS - Westborough Lab Associated sample(s): 01-03 Batch: WG1628464-2 WG1628464-3								
n-Nitrosodi-n-propylamine	60		67		29-132	11		30
Bis(2-ethylhexyl)phthalate	74		81		40-140	9		30
Butyl benzyl phthalate	75		82		40-140	9		30
Di-n-butylphthalate	64		71		40-140	10		30
Di-n-octylphthalate	66		72		40-140	9		30
Diethyl phthalate	63		72		40-140	13		30
Dimethyl phthalate	71		75		40-140	5		30
Benzo(a)anthracene	65		71		40-140	9		30
Benzo(a)pyrene	69		74		40-140	7		30
Benzo(b)fluoranthene	78		84		40-140	7		30
Benzo(k)fluoranthene	64		70		40-140	9		30
Chrysene	68		73		40-140	7		30
Acenaphthylene	63		69		45-123	9		30
Anthracene	68		73		40-140	7		30
Benzo(ghi)perylene	69		75		40-140	8		30
Fluorene	63		71		40-140	12		30
Phenanthrene	67		74		40-140	10		30
Dibenzo(a,h)anthracene	72		77		40-140	7		30
Indeno(1,2,3-cd)pyrene	74		79		40-140	7		30
Pyrene	69		75		26-127	8		30
Biphenyl	66		71		40-140	7		30
4-Chloroaniline	51		59		40-140	15		30
2-Nitroaniline	82		88		52-143	7		30

Lab Control Sample Analysis

Batch Quality Control

Project Name: 43-45 LAFAYETTE

Lab Number: L2219760

Project Number: SO833-2

Report Date: 05/12/22

Parameter	LCS %Recovery	Qual	LCSD %Recovery	Qual	%Recovery Limits	RPD	Qual	RPD Limits
Semivolatile Organics by GC/MS - Westborough Lab Associated sample(s): 01-03 Batch: WG1628464-2 WG1628464-3								
3-Nitroaniline	73		81		25-145	10		30
4-Nitroaniline	69		83		51-143	18		30
Dibenzofuran	64		68		40-140	6		30
2-Methylnaphthalene	62		67		40-140	8		30
1,2,4,5-Tetrachlorobenzene	66		70		2-134	6		30
Acetophenone	60		66		39-129	10		30
2,4,6-Trichlorophenol	68		69		30-130	1		30
p-Chloro-m-cresol	67		71		23-97	6		30
2-Chlorophenol	65		71		27-123	9		30
2,4-Dichlorophenol	70		78		30-130	11		30
2,4-Dimethylphenol	59		65		30-130	10		30
2-Nitrophenol	83		86		30-130	4		30
4-Nitrophenol	65		71		10-80	9		30
2,4-Dinitrophenol	94		107		20-130	13		30
4,6-Dinitro-o-cresol	103		113		20-164	9		30
Pentachlorophenol	72		80		9-103	11		30
Phenol	47		54		12-110	14		30
2-Methylphenol	60		67		30-130	11		30
3-Methylphenol/4-Methylphenol	64		72		30-130	12		30
2,4,5-Trichlorophenol	69		76		30-130	10		30
Benzoic Acid	66		70		10-164	6		30
Benzyl Alcohol	56		66		26-116	16		30
Carbazole	67		74		55-144	10		30

Lab Control Sample Analysis

Batch Quality Control

Project Name: 43-45 LAFAYETTE

Lab Number: L2219760

Project Number: SO833-2

Report Date: 05/12/22

Parameter	LCS %Recovery	Qual	LCSD %Recovery	Qual	%Recovery Limits	RPD	Qual	RPD Limits
Semivolatile Organics by GC/MS - Westborough Lab Associated sample(s): 01-03 Batch: WG1628464-2 WG1628464-3								

Surrogate	LCS %Recovery	Qual	LCSD %Recovery	Qual	Acceptance Criteria
2-Fluorophenol	56		62		21-120
Phenol-d6	47		52		10-120
Nitrobenzene-d5	67		78		23-120
2-Fluorobiphenyl	65		69		15-120
2,4,6-Tribromophenol	77		80		10-120
4-Terphenyl-d14	72		77		41-149

Lab Control Sample Analysis

Batch Quality Control

Project Name: 43-45 LAFAYETTE

Lab Number: L2219760

Project Number: SO833-2

Report Date: 05/12/22

Parameter	LCS %Recovery	Qual	LCSD %Recovery	Qual	%Recovery Limits	RPD	Qual	RPD Limits
Semivolatile Organics by GC/MS-SIM - Westborough Lab Associated sample(s): 01-03 Batch: WG1628465-2 WG1628465-3								
Acenaphthene	67		69		40-140	3		40
2-Chloronaphthalene	61		64		40-140	5		40
Fluoranthene	68		70		40-140	3		40
Hexachlorobutadiene	60		62		40-140	3		40
Naphthalene	62		64		40-140	3		40
Benzo(a)anthracene	70		75		40-140	7		40
Benzo(a)pyrene	63		67		40-140	6		40
Benzo(b)fluoranthene	73		81		40-140	10		40
Benzo(k)fluoranthene	74		75		40-140	1		40
Chrysene	68		73		40-140	7		40
Acenaphthylene	58		60		40-140	3		40
Anthracene	67		70		40-140	4		40
Benzo(ghi)perylene	71		74		40-140	4		40
Fluorene	66		69		40-140	4		40
Phenanthrene	69		71		40-140	3		40
Dibenzo(a,h)anthracene	71		78		40-140	9		40
Indeno(1,2,3-cd)pyrene	70		77		40-140	10		40
Pyrene	68		70		40-140	3		40
2-Methylnaphthalene	62		64		40-140	3		40
Pentachlorophenol	58		57		40-140	2		40
Hexachlorobenzene	76		75		40-140	1		40
Hexachloroethane	67		66		40-140	2		40

Lab Control Sample Analysis

Batch Quality Control

Project Name: 43-45 LAFAYETTE

Lab Number: L2219760

Project Number: SO833-2

Report Date: 05/12/22

Parameter	<i>LCS</i> %Recovery	<i>Qual</i>	<i>LCSD</i> %Recovery	<i>Qual</i>	<i>%Recovery</i> Limits	<i>RPD</i>	<i>Qual</i>	<i>RPD</i> Limits
-----------	-------------------------	-------------	--------------------------	-------------	----------------------------	------------	-------------	----------------------

Semivolatile Organics by GC/MS-SIM - Westborough Lab Associated sample(s): 01-03 Batch: WG1628465-2 WG1628465-3

<i>Surrogate</i>	<i>LCS</i> %Recovery	<i>Qual</i>	<i>LCSD</i> %Recovery	<i>Qual</i>	<i>Acceptance</i> Criteria
2-Fluorophenol	56		56		21-120
Phenol-d6	48		47		10-120
Nitrobenzene-d5	71		70		23-120
2-Fluorobiphenyl	62		63		15-120
2,4,6-Tribromophenol	84		86		10-120
4-Terphenyl-d14	64		68		41-149

Lab Control Sample Analysis Batch Quality Control

Project Name: 43-45 LAFAYETTE
Project Number: SO833-2

Lab Number: L2219760
Report Date: 05/12/22

Parameter	<i>LCS</i> %Recovery	<i>Qual</i>	<i>LCSD</i> %Recovery	<i>Qual</i>	<i>%Recovery</i> Limits	<i>RPD</i>	<i>Qual</i>	<i>RPD</i> Limits
1,4 Dioxane by 8270D-SIM - Mansfield Lab Associated sample(s): 01-03 Batch: WG1628490-2 WG1628490-3								
1,4-Dioxane	120		126		40-140	5		30

<i>Surrogate</i>	<i>LCS</i> %Recovery	<i>Qual</i>	<i>LCSD</i> %Recovery	<i>Qual</i>	<i>Acceptance</i> Criteria
1,4-Dioxane-d8	30		34		15-110

Lab Control Sample Analysis

Batch Quality Control

Project Name: 43-45 LAFAYETTE

Lab Number: L2219760

Project Number: SO833-2

Report Date: 05/12/22

Parameter	LCS %Recovery	Qual	LCSD %Recovery	Qual	%Recovery Limits	RPD	Qual	RPD Limits
Perfluorinated Alkyl Acids by Isotope Dilution - Mansfield Lab Associated sample(s): 01-03 Batch: WG1630826-2								
Perfluorobutanoic Acid (PFBA)	99		-		67-148	-		30
Perfluoropentanoic Acid (PFPeA)	96		-		63-161	-		30
Perfluorobutanesulfonic Acid (PFBS)	103		-		65-157	-		30
Perfluorohexanoic Acid (PFHxA)	98		-		69-168	-		30
Perfluoroheptanoic Acid (PFHpA)	101		-		58-159	-		30
Perfluorohexanesulfonic Acid (PFHxS)	110		-		69-177	-		30
Perfluorooctanoic Acid (PFOA)	98		-		63-159	-		30
1H,1H,2H,2H-Perfluorooctanesulfonic Acid (6:2FTS)	105		-		49-187	-		30
Perfluoroheptanesulfonic Acid (PFHpS)	115		-		61-179	-		30
Perfluorononanoic Acid (PFNA)	108		-		68-171	-		30
Perfluorooctanesulfonic Acid (PFOS)	114		-		52-151	-		30
Perfluorodecanoic Acid (PFDA)	109		-		63-171	-		30
1H,1H,2H,2H-Perfluorodecanesulfonic Acid (8:2FTS)	90		-		56-173	-		30
N-Methyl Perfluorooctanesulfonamidoacetic Acid (NMeFOSAA)	92		-		60-166	-		30
Perfluoroundecanoic Acid (PFUnA)	90		-		60-153	-		30
Perfluorodecanesulfonic Acid (PFDS)	126		-		38-156	-		30
Perfluorooctanesulfonamide (FOSA)	109		-		46-170	-		30
N-Ethyl Perfluorooctanesulfonamidoacetic Acid (NEtFOSAA)	110		-		45-170	-		30
Perfluorododecanoic Acid (PFDoA)	100		-		67-153	-		30
Perfluorotridecanoic Acid (PFTrDA)	126		-		48-158	-		30
Perfluorotetradecanoic Acid (PFTA)	122		-		59-182	-		30

Lab Control Sample Analysis

Batch Quality Control

Project Name: 43-45 LAFAYETTE

Lab Number: L2219760

Project Number: SO833-2

Report Date: 05/12/22

Parameter	LCS		LCSD		%Recovery		RPD	RPD	
	%Recovery	Qual	%Recovery	Qual	Limits	Qual		Limits	
Perfluorinated Alkyl Acids by Isotope Dilution - Mansfield Lab Associated sample(s): 01-03 Batch: WG1630826-2									

Surrogate (Extracted Internal Standard)	LCS		LCSD		Acceptance Criteria
	%Recovery	Qual	%Recovery	Qual	
Perfluoro[13C4]Butanoic Acid (MPFBA)	110				58-132
Perfluoro[13C5]Pentanoic Acid (M5PFPEA)	138				62-163
Perfluoro[2,3,4-13C3]Butanesulfonic Acid (M3PFBS)	101				70-131
Perfluoro[1,2,3,4,6-13C5]Hexanoic Acid (M5PFHxA)	106				57-129
Perfluoro[1,2,3,4-13C4]Heptanoic Acid (M4PFHpA)	104				60-129
Perfluoro[1,2,3-13C3]Hexanesulfonic Acid (M3PFHxS)	108				71-134
Perfluoro[13C8]Octanoic Acid (M8PFOA)	111				62-129
1H,1H,2H,2H-Perfluoro[1,2-13C2]Octanesulfonic Acid (M2-6:2FTS)	119				14-147
Perfluoro[13C9]Nonanoic Acid (M9PFNA)	102				59-139
Perfluoro[13C8]Octanesulfonic Acid (M8PFOS)	102				69-131
Perfluoro[1,2,3,4,5,6-13C6]Decanoic Acid (M6PFDA)	106				62-124
1H,1H,2H,2H-Perfluoro[1,2-13C2]Decanesulfonic Acid (M2-8:2FTS)	114				10-162
N-Deuteriomethylperfluoro-1-octanesulfonamidoacetic Acid (d3-NMeFOSAA)	171	Q			24-116
Perfluoro[1,2,3,4,5,6,7-13C7]Undecanoic Acid (M7-PFUDA)	122				55-137
Perfluoro[13C8]Octanesulfonamide (M8FOSA)	56				10-112
N-Deuterioethylperfluoro-1-octanesulfonamidoacetic Acid (d5-NEtFOSAA)	161	Q			27-126
Perfluoro[1,2-13C2]Dodecanoic Acid (MPFDOA)	134	Q			48-131
Perfluoro[1,2-13C2]Tetradecanoic Acid (M2PFTEDA)	97				22-136

Matrix Spike Analysis

Batch Quality Control

Project Name: 43-45 LAFAYETTE

Lab Number: L2219760

Project Number: SO833-2

Report Date: 05/12/22

Parameter	Native Sample	MS Added	MS Found	MS %Recovery	Qual	MSD Found	MSD %Recovery	Qual	Recovery Limits	RPD	Qual	RPD Limits
Perfluorinated Alkyl Acids by Isotope Dilution - Mansfield Lab Associated sample(s): 01-03 QC Batch ID: WG1630826-3 WG1630826-4 QC Sample: L2220330-06 Client ID: MS Sample												
Perfluorobutanoic Acid (PFBA)	9.24	38.7	47.0	98		45.4	97		67-148	3		30
Perfluoropentanoic Acid (PFPeA)	25.8	38.7	61.3	92		60.7	94		63-161	1		30
Perfluorobutanesulfonic Acid (PFBS)	8.48	34.3	44.0	103		41.3	99		65-157	6		30
1H,1H,2H,2H-Perfluorohexanesulfonic Acid (4:2FTS)	ND	36.3	37.2	103		37.7	108		37-219	1		30
Perfluorohexanoic Acid (PFHxA)	22.9	38.7	60.6	98		60.1	100		69-168	1		30
Perfluoropentanesulfonic Acid (PFPeS)	0.638J	36.4	35.0	94		33.6	94		52-156	4		30
Perfluoroheptanoic Acid (PFHpA)	11.2	38.7	50.3	101		48.0	99		58-159	5		30
Perfluorohexanesulfonic Acid (PFHxS)	6.67	35.4	44.9	108		43.1	107		69-177	4		30
Perfluorooctanoic Acid (PFOA)	54.0	38.7	92.0	98		90.6	98		63-159	2		30
1H,1H,2H,2H-Perfluorooctanesulfonic Acid (6:2FTS)	1.82	36.8	41.5	108		37.4	100		49-187	10		30
Perfluoroheptanesulfonic Acid (PFHpS)	1.74J	36.9	45.1	118		43.4	117		61-179	4		30
Perfluorononanoic Acid (PFNA)	9.98	38.7	51.1	106		49.6	106		68-171	3		30
Perfluorooctanesulfonic Acid (PFOS)	59.6F	35.9	98.6F	109		102F	122		52-151	3		30
Perfluorodecanoic Acid (PFDA)	ND	38.7	42.0	109		40.2	108		63-171	4		30
1H,1H,2H,2H-Perfluorodecanesulfonic Acid (8:2FTS)	ND	37.1	30.8	83		29.4	82		56-173	5		30
Perfluorononanesulfonic Acid (PFNS)	ND	37.2	43.8	118		42.9	119		48-150	2		30
N-Methyl Perfluorooctanesulfonamidoacetic Acid (NMeFOSAA)	ND	38.7	32.5	84		31.6	85		60-166	3		30
Perfluoroundecanoic Acid (PFUnA)	ND	38.7	34.0	88		32.2	86		60-153	5		30
Perfluorodecanesulfonic Acid (PFDS)	ND	37.4	41.2	110		43.6	121		38-156	6		30
Perfluorooctanesulfonamide (FOSA)	ND	38.7	42.4F	110		37.4F	100		46-170	13		30
N-Ethyl Perfluorooctanesulfonamidoacetic Acid (NEtFOSAA)	ND	38.7	40.2	104		39.8	107		45-170	1		30
Perfluorododecanoic Acid (PFDoA)	ND	38.7	39.2	101		36.9	99		67-153	6		30

Matrix Spike Analysis

Batch Quality Control

Project Name: 43-45 LAFAYETTE

Lab Number: L2219760

Project Number: SO833-2

Report Date: 05/12/22

<i>Parameter</i>	<i>Native Sample</i>	<i>MS Added</i>	<i>MS Found</i>	<i>MS %Recovery</i>	<i>Qual</i>	<i>MSD Found</i>	<i>MSD %Recovery</i>	<i>Qual</i>	<i>Recovery Limits</i>	<i>RPD</i>	<i>Qual</i>	<i>RPD Limits</i>
Perfluorinated Alkyl Acids by Isotope Dilution - Mansfield Lab Associated sample(s): 01-03 QC Batch ID: WG1630826-3 WG1630826-4 QC Sample: L2220330-06 Client ID: MS Sample												
Perfluorotridecanoic Acid (PFTrDA)	ND	38.7	48.6	126		42.3	113		48-158	14		30
Perfluorotetradecanoic Acid (PFTA)	ND	38.7	46.5	120		42.1	113		59-182	10		30

<i>Surrogate (Extracted Internal Standard)</i>	<i>MS % Recovery</i>	<i>Qualifier</i>	<i>MSD % Recovery</i>	<i>Qualifier</i>	<i>Acceptance Criteria</i>
1H,1H,2H,2H-Perfluoro[1,2-13C2]Decanesulfonic Acid (M2-8:2FTS)	94		86		10-162
1H,1H,2H,2H-Perfluoro[1,2-13C2]Hexanesulfonic Acid (M2-4:2FTS)	113		104		12-142
1H,1H,2H,2H-Perfluoro[1,2-13C2]Octanesulfonic Acid (M2-6:2FTS)	96		94		14-147
N-Deuterioethylperfluoro-1-octanesulfonamidoacetic Acid (d5-NEtFOSAA)	84		94		27-126
N-Deuteriomethylperfluoro-1-octanesulfonamidoacetic Acid (d3-NMeFOSAA)	104		115		24-116
Perfluoro[1,2,3,4,5,6,7-13C7]Undecanoic Acid (M7-PFUDA)	90		101		55-137
Perfluoro[1,2,3,4,5,6-13C6]Decanoic Acid (M6PFDA)	79		89		62-124
Perfluoro[1,2,3,4,6-13C5]Hexanoic Acid (M5PFHxA)	83		82		57-129
Perfluoro[1,2,3,4-13C4]Heptanoic Acid (M4PFHpA)	83		85		60-129
Perfluoro[1,2,3-13C3]Hexanesulfonic Acid (M3PFHxS)	114		112		71-134
Perfluoro[1,2-13C2]Dodecanoic Acid (MPFDOA)	101		115		48-131
Perfluoro[1,2-13C2]Tetradecanoic Acid (M2PFTEDA)	79		85		22-136
Perfluoro[13C4]Butanoic Acid (MPFBA)	94		94		58-132
Perfluoro[13C5]Pentanoic Acid (M5PFPEA)	124		124		62-163
Perfluoro[13C8]Octanesulfonamide (M8FOSA)	24		26		10-112
Perfluoro[13C8]Octanesulfonic Acid (M8PFOS)	100		97		69-131
Perfluoro[13C8]Octanoic Acid (M8PFOA)	85		87		62-129
Perfluoro[13C9]Nonanoic Acid (M9PFNA)	78		82		59-139
Perfluoro[2,3,4-13C3]Butanesulfonic Acid (M3PFBS)	103		101		70-131

PCBS

Project Name: 43-45 LAFAYETTE
Project Number: SO833-2

Lab Number: L2219760
Report Date: 05/12/22

SAMPLE RESULTS

Lab ID: L2219760-01
Client ID: MW-1
Sample Location: SUFFERN

Date Collected: 04/14/22 09:42
Date Received: 04/15/22
Field Prep: Not Specified

Sample Depth:

Matrix: Water
Analytical Method: 1,8082A
Analytical Date: 04/19/22 16:56
Analyst: ER

Extraction Method: EPA 3510C
Extraction Date: 04/17/22 18:21
Cleanup Method: EPA 3665A
Cleanup Date: 04/18/22
Cleanup Method: EPA 3660B
Cleanup Date: 04/18/22

Parameter	Result	Qualifier	Units	RL	MDL	Dilution Factor	Column
Polychlorinated Biphenyls by GC - Westborough Lab							
Aroclor 1016	ND		ug/l	0.071	0.061	1	A
Aroclor 1221	ND		ug/l	0.071	0.061	1	A
Aroclor 1232	ND		ug/l	0.071	0.061	1	A
Aroclor 1242	ND		ug/l	0.071	0.061	1	A
Aroclor 1248	ND		ug/l	0.071	0.061	1	A
Aroclor 1254	ND		ug/l	0.071	0.061	1	A
Aroclor 1260	ND		ug/l	0.071	0.061	1	A
Aroclor 1262	ND		ug/l	0.071	0.061	1	A
Aroclor 1268	ND		ug/l	0.071	0.061	1	A
PCBs, Total	ND		ug/l	0.071	0.061	1	A

Surrogate	% Recovery	Qualifier	Acceptance Criteria	Column
2,4,5,6-Tetrachloro-m-xylene	82		30-150	A
Decachlorobiphenyl	97		30-150	A
2,4,5,6-Tetrachloro-m-xylene	83		30-150	B
Decachlorobiphenyl	92		30-150	B

Project Name: 43-45 LAFAYETTE
Project Number: SO833-2

Lab Number: L2219760
Report Date: 05/12/22

SAMPLE RESULTS

Lab ID: L2219760-02
 Client ID: MW-2
 Sample Location: SUFFERN

Date Collected: 04/14/22 11:29
 Date Received: 04/15/22
 Field Prep: Not Specified

Sample Depth:

Matrix: Water
 Analytical Method: 1,8082A
 Analytical Date: 04/19/22 17:04
 Analyst: ER

Extraction Method: EPA 3510C
 Extraction Date: 04/17/22 18:21
 Cleanup Method: EPA 3665A
 Cleanup Date: 04/18/22
 Cleanup Method: EPA 3660B
 Cleanup Date: 04/18/22

Parameter	Result	Qualifier	Units	RL	MDL	Dilution Factor	Column
Polychlorinated Biphenyls by GC - Westborough Lab							
Aroclor 1016	ND		ug/l	0.071	0.061	1	A
Aroclor 1221	ND		ug/l	0.071	0.061	1	A
Aroclor 1232	ND		ug/l	0.071	0.061	1	A
Aroclor 1242	ND		ug/l	0.071	0.061	1	A
Aroclor 1248	ND		ug/l	0.071	0.061	1	A
Aroclor 1254	ND		ug/l	0.071	0.061	1	A
Aroclor 1260	ND		ug/l	0.071	0.061	1	A
Aroclor 1262	ND		ug/l	0.071	0.061	1	A
Aroclor 1268	ND		ug/l	0.071	0.061	1	A
PCBs, Total	ND		ug/l	0.071	0.061	1	A

Surrogate	% Recovery	Qualifier	Acceptance Criteria	Column
2,4,5,6-Tetrachloro-m-xylene	81		30-150	A
Decachlorobiphenyl	101		30-150	A
2,4,5,6-Tetrachloro-m-xylene	82		30-150	B
Decachlorobiphenyl	95		30-150	B

Project Name: 43-45 LAFAYETTE
Project Number: SO833-2

Lab Number: L2219760
Report Date: 05/12/22

SAMPLE RESULTS

Lab ID: L2219760-03
Client ID: FIELD BLANK
Sample Location: SUFFERN

Date Collected: 04/14/22 11:45
Date Received: 04/15/22
Field Prep: Not Specified

Sample Depth:

Matrix: Water
Analytical Method: 1,8082A
Analytical Date: 04/19/22 17:12
Analyst: ER

Extraction Method: EPA 3510C
Extraction Date: 04/17/22 18:21
Cleanup Method: EPA 3665A
Cleanup Date: 04/18/22
Cleanup Method: EPA 3660B
Cleanup Date: 04/18/22

Parameter	Result	Qualifier	Units	RL	MDL	Dilution Factor	Column
Polychlorinated Biphenyls by GC - Westborough Lab							
Aroclor 1016	ND		ug/l	0.071	0.061	1	A
Aroclor 1221	ND		ug/l	0.071	0.061	1	A
Aroclor 1232	ND		ug/l	0.071	0.061	1	A
Aroclor 1242	ND		ug/l	0.071	0.061	1	A
Aroclor 1248	ND		ug/l	0.071	0.061	1	A
Aroclor 1254	ND		ug/l	0.071	0.061	1	A
Aroclor 1260	ND		ug/l	0.071	0.061	1	A
Aroclor 1262	ND		ug/l	0.071	0.061	1	A
Aroclor 1268	ND		ug/l	0.071	0.061	1	A
PCBs, Total	ND		ug/l	0.071	0.061	1	A

Surrogate	% Recovery	Qualifier	Acceptance Criteria	Column
2,4,5,6-Tetrachloro-m-xylene	84		30-150	A
Decachlorobiphenyl	89		30-150	A
2,4,5,6-Tetrachloro-m-xylene	84		30-150	B
Decachlorobiphenyl	85		30-150	B

Project Name: 43-45 LAFAYETTE
Project Number: SO833-2

Lab Number: L2219760
Report Date: 05/12/22

Method Blank Analysis
Batch Quality Control

Analytical Method: 1,8082A
Analytical Date: 04/19/22 16:32
Analyst: ER

Extraction Method: EPA 3510C
Extraction Date: 04/17/22 18:21
Cleanup Method: EPA 3665A
Cleanup Date: 04/18/22
Cleanup Method: EPA 3660B
Cleanup Date: 04/18/22

Parameter	Result	Qualifier	Units	RL	MDL	Column
Polychlorinated Biphenyls by GC - Westborough Lab for sample(s): 01-03 Batch: WG1628155-1						
Aroclor 1016	ND		ug/l	0.071	0.061	A
Aroclor 1221	ND		ug/l	0.071	0.061	A
Aroclor 1232	ND		ug/l	0.071	0.061	A
Aroclor 1242	ND		ug/l	0.071	0.061	A
Aroclor 1248	ND		ug/l	0.071	0.061	A
Aroclor 1254	ND		ug/l	0.071	0.061	A
Aroclor 1260	ND		ug/l	0.071	0.061	A
Aroclor 1262	ND		ug/l	0.071	0.061	A
Aroclor 1268	ND		ug/l	0.071	0.061	A
PCBs, Total	ND		ug/l	0.071	0.061	A

Surrogate	%Recovery	Qualifier	Acceptance Criteria	Column
2,4,5,6-Tetrachloro-m-xylene	74		30-150	A
Decachlorobiphenyl	87		30-150	A
2,4,5,6-Tetrachloro-m-xylene	75		30-150	B
Decachlorobiphenyl	84		30-150	B

Lab Control Sample Analysis

Batch Quality Control

Project Name: 43-45 LAFAYETTE

Lab Number: L2219760

Project Number: SO833-2

Report Date: 05/12/22

Parameter	LCS %Recovery	Qual	LCSD %Recovery	Qual	%Recovery Limits	RPD	Qual	RPD Limits	Column
Polychlorinated Biphenyls by GC - Westborough Lab Associated sample(s): 01-03 Batch: WG1628155-2 WG1628155-3									
Aroclor 1016	71		85		40-140	18		50	A
Aroclor 1260	72		86		40-140	17		50	A

Surrogate	LCS %Recovery	Qual	LCSD %Recovery	Qual	Acceptance Criteria	Column
2,4,5,6-Tetrachloro-m-xylene	65		74		30-150	A
Decachlorobiphenyl	77		88		30-150	A
2,4,5,6-Tetrachloro-m-xylene	66		74		30-150	B
Decachlorobiphenyl	74		85		30-150	B

PESTICIDES

Project Name: 43-45 LAFAYETTE
Project Number: SO833-2

Lab Number: L2219760
Report Date: 05/12/22

SAMPLE RESULTS

Lab ID: L2219760-01
 Client ID: MW-1
 Sample Location: SUFFERN

Date Collected: 04/14/22 09:42
 Date Received: 04/15/22
 Field Prep: Not Specified

Sample Depth:

Matrix: Water
 Analytical Method: 1,8081B
 Analytical Date: 04/18/22 11:13
 Analyst: AKM

Extraction Method: EPA 3510C
 Extraction Date: 04/17/22 18:07

Parameter	Result	Qualifier	Units	RL	MDL	Dilution Factor	Column
Organochlorine Pesticides by GC - Westborough Lab							
Delta-BHC	ND		ug/l	0.014	0.003	1	A
Lindane	ND		ug/l	0.014	0.003	1	A
Alpha-BHC	ND		ug/l	0.014	0.003	1	A
Beta-BHC	ND		ug/l	0.014	0.004	1	A
Heptachlor	ND		ug/l	0.014	0.002	1	A
Aldrin	ND		ug/l	0.014	0.002	1	A
Heptachlor epoxide	ND		ug/l	0.014	0.003	1	A
Endrin	ND		ug/l	0.029	0.003	1	A
Endrin aldehyde	ND		ug/l	0.029	0.006	1	A
Endrin ketone	ND		ug/l	0.029	0.003	1	A
Dieldrin	ND		ug/l	0.029	0.003	1	A
4,4'-DDE	ND		ug/l	0.029	0.003	1	A
4,4'-DDD	ND		ug/l	0.029	0.003	1	A
4,4'-DDT	ND		ug/l	0.029	0.003	1	A
Endosulfan I	ND		ug/l	0.014	0.002	1	A
Endosulfan II	ND		ug/l	0.029	0.004	1	A
Endosulfan sulfate	ND		ug/l	0.029	0.003	1	A
Methoxychlor	ND		ug/l	0.143	0.005	1	A
Toxaphene	ND		ug/l	0.143	0.045	1	A
cis-Chlordane	ND		ug/l	0.014	0.005	1	A
trans-Chlordane	ND		ug/l	0.014	0.004	1	A
Chlordane	ND		ug/l	0.143	0.033	1	A

Project Name: 43-45 LAFAYETTE
Project Number: SO833-2

Lab Number: L2219760
Report Date: 05/12/22

SAMPLE RESULTS

Lab ID: L2219760-01
 Client ID: MW-1
 Sample Location: SUFFERN

Date Collected: 04/14/22 09:42
 Date Received: 04/15/22
 Field Prep: Not Specified

Sample Depth:

Parameter	Result	Qualifier	Units	RL	MDL	Dilution Factor	Column
Organochlorine Pesticides by GC - Westborough Lab							

Surrogate	% Recovery	Qualifier	Acceptance Criteria	Column
2,4,5,6-Tetrachloro-m-xylene	37		30-150	A
Decachlorobiphenyl	37		30-150	A
2,4,5,6-Tetrachloro-m-xylene	31		30-150	B
Decachlorobiphenyl	37		30-150	B

Project Name: 43-45 LAFAYETTE
Project Number: SO833-2

Lab Number: L2219760
Report Date: 05/12/22

SAMPLE RESULTS

Lab ID: L2219760-02
 Client ID: MW-2
 Sample Location: SUFFERN

Date Collected: 04/14/22 11:29
 Date Received: 04/15/22
 Field Prep: Not Specified

Sample Depth:

Matrix: Water
 Analytical Method: 1,8081B
 Analytical Date: 04/18/22 11:26
 Analyst: AKM

Extraction Method: EPA 3510C
 Extraction Date: 04/17/22 18:07

Parameter	Result	Qualifier	Units	RL	MDL	Dilution Factor	Column
Organochlorine Pesticides by GC - Westborough Lab							
Delta-BHC	ND		ug/l	0.014	0.003	1	A
Lindane	ND		ug/l	0.014	0.003	1	A
Alpha-BHC	ND		ug/l	0.014	0.003	1	A
Beta-BHC	ND		ug/l	0.014	0.004	1	A
Heptachlor	ND		ug/l	0.014	0.002	1	A
Aldrin	ND		ug/l	0.014	0.002	1	A
Heptachlor epoxide	ND		ug/l	0.014	0.003	1	A
Endrin	ND		ug/l	0.029	0.003	1	A
Endrin aldehyde	ND		ug/l	0.029	0.006	1	A
Endrin ketone	ND		ug/l	0.029	0.003	1	A
Dieldrin	ND		ug/l	0.029	0.003	1	A
4,4'-DDE	ND		ug/l	0.029	0.003	1	A
4,4'-DDD	ND		ug/l	0.029	0.003	1	A
4,4'-DDT	ND		ug/l	0.029	0.003	1	A
Endosulfan I	ND		ug/l	0.014	0.002	1	A
Endosulfan II	ND		ug/l	0.029	0.004	1	A
Endosulfan sulfate	ND		ug/l	0.029	0.003	1	A
Methoxychlor	ND		ug/l	0.143	0.005	1	A
Toxaphene	ND		ug/l	0.143	0.045	1	A
cis-Chlordane	ND		ug/l	0.014	0.005	1	A
trans-Chlordane	ND		ug/l	0.014	0.004	1	A
Chlordane	ND		ug/l	0.143	0.033	1	A

Project Name: 43-45 LAFAYETTE
Project Number: SO833-2

Lab Number: L2219760
Report Date: 05/12/22

SAMPLE RESULTS

Lab ID: L2219760-02
 Client ID: MW-2
 Sample Location: SUFFERN

Date Collected: 04/14/22 11:29
 Date Received: 04/15/22
 Field Prep: Not Specified

Sample Depth:

Parameter	Result	Qualifier	Units	RL	MDL	Dilution Factor	Column
Organochlorine Pesticides by GC - Westborough Lab							

Surrogate	% Recovery	Qualifier	Acceptance Criteria	Column
2,4,5,6-Tetrachloro-m-xylene	38		30-150	A
Decachlorobiphenyl	38		30-150	A
2,4,5,6-Tetrachloro-m-xylene	31		30-150	B
Decachlorobiphenyl	38		30-150	B



Project Name: 43-45 LAFAYETTE
Project Number: SO833-2

Lab Number: L2219760
Report Date: 05/12/22

SAMPLE RESULTS

Lab ID: L2219760-03
Client ID: FIELD BLANK
Sample Location: SUFFERN

Date Collected: 04/14/22 11:45
Date Received: 04/15/22
Field Prep: Not Specified

Sample Depth:

Matrix: Water
Analytical Method: 1,8081B
Analytical Date: 04/18/22 11:39
Analyst: AKM

Extraction Method: EPA 3510C
Extraction Date: 04/17/22 18:07

Parameter	Result	Qualifier	Units	RL	MDL	Dilution Factor	Column
Organochlorine Pesticides by GC - Westborough Lab							
Delta-BHC	ND		ug/l	0.014	0.003	1	A
Lindane	ND		ug/l	0.014	0.003	1	A
Alpha-BHC	ND		ug/l	0.014	0.003	1	A
Beta-BHC	ND		ug/l	0.014	0.004	1	A
Heptachlor	ND		ug/l	0.014	0.002	1	A
Aldrin	ND		ug/l	0.014	0.002	1	A
Heptachlor epoxide	ND		ug/l	0.014	0.003	1	A
Endrin	ND		ug/l	0.029	0.003	1	A
Endrin aldehyde	ND		ug/l	0.029	0.006	1	A
Endrin ketone	ND		ug/l	0.029	0.003	1	A
Dieldrin	ND		ug/l	0.029	0.003	1	A
4,4'-DDE	ND		ug/l	0.029	0.003	1	A
4,4'-DDD	ND		ug/l	0.029	0.003	1	A
4,4'-DDT	ND		ug/l	0.029	0.003	1	A
Endosulfan I	ND		ug/l	0.014	0.002	1	A
Endosulfan II	ND		ug/l	0.029	0.004	1	A
Endosulfan sulfate	ND		ug/l	0.029	0.003	1	A
Methoxychlor	ND		ug/l	0.143	0.005	1	A
Toxaphene	ND		ug/l	0.143	0.045	1	A
cis-Chlordane	ND		ug/l	0.014	0.005	1	A
trans-Chlordane	ND		ug/l	0.014	0.004	1	A
Chlordane	ND		ug/l	0.143	0.033	1	A

Project Name: 43-45 LAFAYETTE
Project Number: SO833-2

Lab Number: L2219760
Report Date: 05/12/22

SAMPLE RESULTS

Lab ID: L2219760-03
 Client ID: FIELD BLANK
 Sample Location: SUFFERN

Date Collected: 04/14/22 11:45
 Date Received: 04/15/22
 Field Prep: Not Specified

Sample Depth:

Parameter	Result	Qualifier	Units	RL	MDL	Dilution Factor	Column
Organochlorine Pesticides by GC - Westborough Lab							

Surrogate	% Recovery	Qualifier	Acceptance Criteria	Column
2,4,5,6-Tetrachloro-m-xylene	39		30-150	A
Decachlorobiphenyl	40		30-150	A
2,4,5,6-Tetrachloro-m-xylene	33		30-150	B
Decachlorobiphenyl	40		30-150	B

Project Name: 43-45 LAFAYETTE
Project Number: SO833-2

Lab Number: L2219760
Report Date: 05/12/22

Method Blank Analysis
Batch Quality Control

Analytical Method: 1,8081B
Analytical Date: 04/18/22 10:36
Analyst: AKM

Extraction Method: EPA 3510C
Extraction Date: 04/17/22 18:07

Parameter	Result	Qualifier	Units	RL	MDL	Column
Organochlorine Pesticides by GC - Westborough Lab for sample(s): 01-03 Batch: WG1628157-1						
Delta-BHC	ND		ug/l	0.014	0.003	A
Lindane	ND		ug/l	0.014	0.003	A
Alpha-BHC	ND		ug/l	0.014	0.003	A
Beta-BHC	ND		ug/l	0.014	0.004	A
Heptachlor	ND		ug/l	0.014	0.002	A
Aldrin	ND		ug/l	0.014	0.002	A
Heptachlor epoxide	ND		ug/l	0.014	0.003	A
Endrin	ND		ug/l	0.029	0.003	A
Endrin aldehyde	ND		ug/l	0.029	0.006	A
Endrin ketone	ND		ug/l	0.029	0.003	A
Dieldrin	ND		ug/l	0.029	0.003	A
4,4'-DDD	ND		ug/l	0.029	0.003	A
4,4'-DDT	ND		ug/l	0.029	0.003	A
Endosulfan I	ND		ug/l	0.014	0.002	A
Endosulfan II	ND		ug/l	0.029	0.004	A
Endosulfan sulfate	ND		ug/l	0.029	0.003	A
Methoxychlor	ND		ug/l	0.143	0.005	A
Toxaphene	ND		ug/l	0.143	0.045	A
cis-Chlordane	ND		ug/l	0.014	0.005	A
trans-Chlordane	ND		ug/l	0.014	0.004	A
Chlordane	ND		ug/l	0.143	0.033	A
4,4'-DDE	ND		ug/l	0.029	0.003	B

Project Name: 43-45 LAFAYETTE
Project Number: SO833-2

Lab Number: L2219760
Report Date: 05/12/22

Method Blank Analysis
Batch Quality Control

Analytical Method: 1,8081B
Analytical Date: 04/18/22 10:36
Analyst: AKM

Extraction Method: EPA 3510C
Extraction Date: 04/17/22 18:07

Parameter	Result	Qualifier	Units	RL	MDL	Column
Organochlorine Pesticides by GC - Westborough Lab for sample(s): 01-03 Batch: WG1628157-1						

Surrogate	%Recovery	Qualifier	Acceptance Criteria	Column
2,4,5,6-Tetrachloro-m-xylene	34		30-150	A
Decachlorobiphenyl	37		30-150	A
2,4,5,6-Tetrachloro-m-xylene	28	Q	30-150	B
Decachlorobiphenyl	38		30-150	B

Lab Control Sample Analysis

Batch Quality Control

Project Name: 43-45 LAFAYETTE

Lab Number: L2219760

Project Number: SO833-2

Report Date: 05/12/22

Parameter	LCS %Recovery	Qual	LCSD %Recovery	Qual	%Recovery Limits	RPD	Qual	RPD Limits	Column
Organochlorine Pesticides by GC - Westborough Lab Associated sample(s): 01-03 Batch: WG1628157-2 WG1628157-3									
Delta-BHC	56		66		30-150	15		20	A
Lindane	60		76		30-150	23	Q	20	A
Alpha-BHC	65		83		30-150	24	Q	20	A
Beta-BHC	72		89		30-150	21	Q	20	A
Heptachlor	64		79		30-150	21	Q	20	A
Aldrin	69		89		30-150	25	Q	20	A
Heptachlor epoxide	61		77		30-150	23	Q	20	A
Endrin	74		93		30-150	23	Q	20	A
Endrin aldehyde	55		60		30-150	8		20	A
Endrin ketone	79		92		30-150	15		20	A
Dieldrin	65		82		30-150	23	Q	20	A
4,4'-DDE	64		83		30-150	25	Q	20	A
4,4'-DDD	66		85		30-150	24	Q	20	A
4,4'-DDT	66		84		30-150	24	Q	20	A
Endosulfan I	61		75		30-150	21	Q	20	A
Endosulfan II	61		67		30-150	10		20	A
Endosulfan sulfate	73		79		30-150	9		20	A
Methoxychlor	88		108		30-150	21	Q	20	A
cis-Chlordane	70		89		30-150	24	Q	20	A
trans-Chlordane	78		100		30-150	25	Q	20	A

Lab Control Sample Analysis

Batch Quality Control

Project Name: 43-45 LAFAYETTE

Project Number: SO833-2

Lab Number: L2219760

Report Date: 05/12/22

Parameter	LCS %Recovery	Qual	LCSD %Recovery	Qual	%Recovery Limits	RPD	Qual	RPD Limits
-----------	------------------	------	-------------------	------	---------------------	-----	------	---------------

Organochlorine Pesticides by GC - Westborough Lab Associated sample(s): 01-03 Batch: WG1628157-2 WG1628157-3

Surrogate	LCS %Recovery	Qual	LCSD %Recovery	Qual	Acceptance Criteria	Column
2,4,5,6-Tetrachloro-m-xylene	28	Q	36		30-150	A
Decachlorobiphenyl	32		41		30-150	A
2,4,5,6-Tetrachloro-m-xylene	24	Q	31		30-150	B
Decachlorobiphenyl	33		42		30-150	B

METALS

Project Name: 43-45 LAFAYETTE

Lab Number: L2219760

Project Number: SO833-2

Report Date: 05/12/22

SAMPLE RESULTS

Lab ID: L2219760-01

Date Collected: 04/14/22 09:42

Client ID: MW-1

Date Received: 04/15/22

Sample Location: SUFFERN

Field Prep: Not Specified

Sample Depth:

Matrix: Water

Parameter	Result	Qualifier	Units	RL	MDL	Dilution Factor	Date Prepared	Date Analyzed	Prep Method	Analytical Method	Analyst
Total Metals - Mansfield Lab											
Aluminum, Total	0.213		mg/l	0.0100	0.00327	1	05/09/22 17:32	05/10/22 17:23	EPA 3005A	1,6020B	CD
Antimony, Total	ND		mg/l	0.00400	0.00042	1	05/09/22 17:32	05/10/22 17:23	EPA 3005A	1,6020B	CD
Arsenic, Total	0.00023	J	mg/l	0.00050	0.00016	1	05/09/22 17:32	05/10/22 17:23	EPA 3005A	1,6020B	CD
Barium, Total	0.04823		mg/l	0.00050	0.00017	1	05/09/22 17:32	05/10/22 17:23	EPA 3005A	1,6020B	CD
Beryllium, Total	ND		mg/l	0.00050	0.00010	1	05/09/22 17:32	05/10/22 17:23	EPA 3005A	1,6020B	CD
Cadmium, Total	ND		mg/l	0.00020	0.00005	1	05/09/22 17:32	05/10/22 17:23	EPA 3005A	1,6020B	CD
Calcium, Total	53.1		mg/l	0.100	0.0394	1	05/09/22 17:32	05/10/22 17:23	EPA 3005A	1,6020B	CD
Chromium, Total	0.00038	J	mg/l	0.00100	0.00017	1	05/09/22 17:32	05/10/22 17:23	EPA 3005A	1,6020B	CD
Cobalt, Total	0.00037	J	mg/l	0.00050	0.00016	1	05/09/22 17:32	05/10/22 17:23	EPA 3005A	1,6020B	CD
Copper, Total	0.00155		mg/l	0.00100	0.00038	1	05/09/22 17:32	05/10/22 17:23	EPA 3005A	1,6020B	CD
Iron, Total	0.391		mg/l	0.0500	0.0191	1	05/09/22 17:32	05/10/22 17:23	EPA 3005A	1,6020B	CD
Lead, Total	ND		mg/l	0.00100	0.00034	1	05/09/22 17:32	05/10/22 17:23	EPA 3005A	1,6020B	CD
Magnesium, Total	9.70		mg/l	0.0700	0.0242	1	05/09/22 17:32	05/10/22 17:23	EPA 3005A	1,6020B	CD
Manganese, Total	0.02230		mg/l	0.00100	0.00044	1	05/09/22 17:32	05/10/22 17:23	EPA 3005A	1,6020B	CD
Mercury, Total	ND		mg/l	0.00020	0.00009	1	05/09/22 21:44	05/11/22 20:01	EPA 7470A	1,7470A	DMB
Nickel, Total	0.00076	J	mg/l	0.00200	0.00055	1	05/09/22 17:32	05/10/22 17:23	EPA 3005A	1,6020B	CD
Potassium, Total	3.44		mg/l	0.100	0.0309	1	05/09/22 17:32	05/10/22 17:23	EPA 3005A	1,6020B	CD
Selenium, Total	ND		mg/l	0.00500	0.00173	1	05/09/22 17:32	05/10/22 17:23	EPA 3005A	1,6020B	CD
Silver, Total	ND		mg/l	0.00040	0.00016	1	05/09/22 17:32	05/10/22 17:23	EPA 3005A	1,6020B	CD
Sodium, Total	296.		mg/l	0.100	0.0293	1	05/09/22 17:32	05/10/22 17:23	EPA 3005A	1,6020B	CD
Thallium, Total	ND		mg/l	0.00100	0.00014	1	05/09/22 17:32	05/10/22 17:23	EPA 3005A	1,6020B	CD
Vanadium, Total	ND		mg/l	0.00500	0.00157	1	05/09/22 17:32	05/10/22 17:23	EPA 3005A	1,6020B	CD
Zinc, Total	ND		mg/l	0.01000	0.00341	1	05/09/22 17:32	05/10/22 17:23	EPA 3005A	1,6020B	CD



Project Name: 43-45 LAFAYETTE

Lab Number: L2219760

Project Number: SO833-2

Report Date: 05/12/22

SAMPLE RESULTS

Lab ID: L2219760-02

Date Collected: 04/14/22 11:29

Client ID: MW-2

Date Received: 04/15/22

Sample Location: SUFFERN

Field Prep: Not Specified

Sample Depth:

Matrix: Water

Parameter	Result	Qualifier	Units	RL	MDL	Dilution Factor	Date Prepared	Date Analyzed	Prep Method	Analytical Method	Analyst
Total Metals - Mansfield Lab											
Aluminum, Total	0.574		mg/l	0.0100	0.00327	1	05/09/22 17:32	05/10/22 17:28	EPA 3005A	1,6020B	CD
Antimony, Total	ND		mg/l	0.00400	0.00042	1	05/09/22 17:32	05/10/22 17:28	EPA 3005A	1,6020B	CD
Arsenic, Total	0.00035	J	mg/l	0.00050	0.00016	1	05/09/22 17:32	05/10/22 17:28	EPA 3005A	1,6020B	CD
Barium, Total	0.05076		mg/l	0.00050	0.00017	1	05/09/22 17:32	05/10/22 17:28	EPA 3005A	1,6020B	CD
Beryllium, Total	ND		mg/l	0.00050	0.00010	1	05/09/22 17:32	05/10/22 17:28	EPA 3005A	1,6020B	CD
Cadmium, Total	ND		mg/l	0.00020	0.00005	1	05/09/22 17:32	05/10/22 17:28	EPA 3005A	1,6020B	CD
Calcium, Total	50.7		mg/l	0.100	0.0394	1	05/09/22 17:32	05/10/22 17:28	EPA 3005A	1,6020B	CD
Chromium, Total	0.00084	J	mg/l	0.00100	0.00017	1	05/09/22 17:32	05/10/22 17:28	EPA 3005A	1,6020B	CD
Cobalt, Total	0.00081		mg/l	0.00050	0.00016	1	05/09/22 17:32	05/10/22 17:28	EPA 3005A	1,6020B	CD
Copper, Total	0.00335		mg/l	0.00100	0.00038	1	05/09/22 17:32	05/10/22 17:28	EPA 3005A	1,6020B	CD
Iron, Total	1.12		mg/l	0.0500	0.0191	1	05/09/22 17:32	05/10/22 17:28	EPA 3005A	1,6020B	CD
Lead, Total	0.00053	J	mg/l	0.00100	0.00034	1	05/09/22 17:32	05/10/22 17:28	EPA 3005A	1,6020B	CD
Magnesium, Total	9.46		mg/l	0.0700	0.0242	1	05/09/22 17:32	05/10/22 17:28	EPA 3005A	1,6020B	CD
Manganese, Total	0.05602		mg/l	0.00100	0.00044	1	05/09/22 17:32	05/10/22 17:28	EPA 3005A	1,6020B	CD
Mercury, Total	ND		mg/l	0.00020	0.00009	1	05/09/22 21:44	05/11/22 20:11	EPA 7470A	1,7470A	DMB
Nickel, Total	0.00157	J	mg/l	0.00200	0.00055	1	05/09/22 17:32	05/10/22 17:28	EPA 3005A	1,6020B	CD
Potassium, Total	3.04		mg/l	0.100	0.0309	1	05/09/22 17:32	05/10/22 17:28	EPA 3005A	1,6020B	CD
Selenium, Total	ND		mg/l	0.00500	0.00173	1	05/09/22 17:32	05/10/22 17:28	EPA 3005A	1,6020B	CD
Silver, Total	ND		mg/l	0.00040	0.00016	1	05/09/22 17:32	05/10/22 17:28	EPA 3005A	1,6020B	CD
Sodium, Total	270.		mg/l	0.100	0.0293	1	05/09/22 17:32	05/10/22 17:28	EPA 3005A	1,6020B	CD
Thallium, Total	ND		mg/l	0.00100	0.00014	1	05/09/22 17:32	05/10/22 17:28	EPA 3005A	1,6020B	CD
Vanadium, Total	ND		mg/l	0.00500	0.00157	1	05/09/22 17:32	05/10/22 17:28	EPA 3005A	1,6020B	CD
Zinc, Total	0.00363	J	mg/l	0.01000	0.00341	1	05/09/22 17:32	05/10/22 17:28	EPA 3005A	1,6020B	CD



Project Name: 43-45 LAFAYETTE

Lab Number: L2219760

Project Number: SO833-2

Report Date: 05/12/22

SAMPLE RESULTS

Lab ID: L2219760-03

Date Collected: 04/14/22 11:45

Client ID: FIELD BLANK

Date Received: 04/15/22

Sample Location: SUFFERN

Field Prep: Not Specified

Sample Depth:

Matrix: Water

Parameter	Result	Qualifier	Units	RL	MDL	Dilution Factor	Date Prepared	Date Analyzed	Prep Method	Analytical Method	Analyst
Total Metals - Mansfield Lab											
Aluminum, Total	ND		mg/l	0.0100	0.00327	1	05/09/22 17:32	05/10/22 15:45	EPA 3005A	1,6020B	CD
Antimony, Total	ND		mg/l	0.00400	0.00042	1	05/09/22 17:32	05/10/22 15:45	EPA 3005A	1,6020B	CD
Arsenic, Total	ND		mg/l	0.00050	0.00016	1	05/09/22 17:32	05/10/22 15:45	EPA 3005A	1,6020B	CD
Barium, Total	0.00031	J	mg/l	0.00050	0.00017	1	05/09/22 17:32	05/10/22 15:45	EPA 3005A	1,6020B	CD
Beryllium, Total	ND		mg/l	0.00050	0.00010	1	05/09/22 17:32	05/10/22 15:45	EPA 3005A	1,6020B	CD
Cadmium, Total	ND		mg/l	0.00020	0.00005	1	05/09/22 17:32	05/10/22 15:45	EPA 3005A	1,6020B	CD
Calcium, Total	0.0759	J	mg/l	0.100	0.0394	1	05/09/22 17:32	05/10/22 15:45	EPA 3005A	1,6020B	CD
Chromium, Total	ND		mg/l	0.00100	0.00017	1	05/09/22 17:32	05/10/22 15:45	EPA 3005A	1,6020B	CD
Cobalt, Total	ND		mg/l	0.00050	0.00016	1	05/09/22 17:32	05/10/22 15:45	EPA 3005A	1,6020B	CD
Copper, Total	ND		mg/l	0.00100	0.00038	1	05/09/22 17:32	05/10/22 15:45	EPA 3005A	1,6020B	CD
Iron, Total	ND		mg/l	0.0500	0.0191	1	05/09/22 17:32	05/10/22 15:45	EPA 3005A	1,6020B	CD
Lead, Total	ND		mg/l	0.00100	0.00034	1	05/09/22 17:32	05/10/22 15:45	EPA 3005A	1,6020B	CD
Magnesium, Total	ND		mg/l	0.0700	0.0242	1	05/09/22 17:32	05/10/22 15:45	EPA 3005A	1,6020B	CD
Manganese, Total	ND		mg/l	0.00100	0.00044	1	05/09/22 17:32	05/10/22 15:45	EPA 3005A	1,6020B	CD
Mercury, Total	ND		mg/l	0.00020	0.00009	1	05/09/22 21:44	05/11/22 20:14	EPA 7470A	1,7470A	DMB
Nickel, Total	ND		mg/l	0.00200	0.00055	1	05/09/22 17:32	05/10/22 15:45	EPA 3005A	1,6020B	CD
Potassium, Total	ND		mg/l	0.100	0.0309	1	05/09/22 17:32	05/10/22 15:45	EPA 3005A	1,6020B	CD
Selenium, Total	ND		mg/l	0.00500	0.00173	1	05/09/22 17:32	05/10/22 15:45	EPA 3005A	1,6020B	CD
Silver, Total	ND		mg/l	0.00040	0.00016	1	05/09/22 17:32	05/10/22 15:45	EPA 3005A	1,6020B	CD
Sodium, Total	0.248		mg/l	0.100	0.0293	1	05/09/22 17:32	05/10/22 15:45	EPA 3005A	1,6020B	CD
Thallium, Total	ND		mg/l	0.00100	0.00014	1	05/09/22 17:32	05/10/22 15:45	EPA 3005A	1,6020B	CD
Vanadium, Total	ND		mg/l	0.00500	0.00157	1	05/09/22 17:32	05/10/22 15:45	EPA 3005A	1,6020B	CD
Zinc, Total	ND		mg/l	0.01000	0.00341	1	05/09/22 17:32	05/10/22 15:45	EPA 3005A	1,6020B	CD



Project Name: 43-45 LAFAYETTE
Project Number: SO833-2

Lab Number: L2219760
Report Date: 05/12/22

Method Blank Analysis Batch Quality Control

Parameter	Result Qualifier	Units	RL	MDL	Dilution Factor	Date Prepared	Date Analyzed	Analytical Method	Analyst	
Total Metals - Mansfield Lab for sample(s): 01-03 Batch: WG1636133-1										
Aluminum, Total	ND	mg/l	0.0100	0.00327	1	05/09/22 17:32	05/10/22 15:40	1,6020B	CD	
Antimony, Total	ND	mg/l	0.00400	0.00042	1	05/09/22 17:32	05/10/22 15:40	1,6020B	CD	
Arsenic, Total	ND	mg/l	0.00050	0.00016	1	05/09/22 17:32	05/10/22 15:40	1,6020B	CD	
Barium, Total	ND	mg/l	0.00050	0.00017	1	05/09/22 17:32	05/10/22 15:40	1,6020B	CD	
Beryllium, Total	ND	mg/l	0.00050	0.00010	1	05/09/22 17:32	05/10/22 15:40	1,6020B	CD	
Cadmium, Total	ND	mg/l	0.00020	0.00005	1	05/09/22 17:32	05/10/22 15:40	1,6020B	CD	
Calcium, Total	ND	mg/l	0.100	0.0394	1	05/09/22 17:32	05/10/22 15:40	1,6020B	CD	
Chromium, Total	ND	mg/l	0.00100	0.00017	1	05/09/22 17:32	05/10/22 15:40	1,6020B	CD	
Cobalt, Total	ND	mg/l	0.00050	0.00016	1	05/09/22 17:32	05/10/22 15:40	1,6020B	CD	
Copper, Total	ND	mg/l	0.00100	0.00038	1	05/09/22 17:32	05/10/22 15:40	1,6020B	CD	
Iron, Total	ND	mg/l	0.0500	0.0191	1	05/09/22 17:32	05/10/22 15:40	1,6020B	CD	
Lead, Total	ND	mg/l	0.00100	0.00034	1	05/09/22 17:32	05/10/22 15:40	1,6020B	CD	
Magnesium, Total	ND	mg/l	0.0700	0.0242	1	05/09/22 17:32	05/10/22 15:40	1,6020B	CD	
Manganese, Total	ND	mg/l	0.00100	0.00044	1	05/09/22 17:32	05/10/22 15:40	1,6020B	CD	
Nickel, Total	ND	mg/l	0.00200	0.00055	1	05/09/22 17:32	05/10/22 15:40	1,6020B	CD	
Potassium, Total	ND	mg/l	0.100	0.0309	1	05/09/22 17:32	05/10/22 15:40	1,6020B	CD	
Selenium, Total	ND	mg/l	0.00500	0.00173	1	05/09/22 17:32	05/10/22 15:40	1,6020B	CD	
Silver, Total	ND	mg/l	0.00040	0.00016	1	05/09/22 17:32	05/10/22 15:40	1,6020B	CD	
Sodium, Total	ND	mg/l	0.100	0.0293	1	05/09/22 17:32	05/10/22 15:40	1,6020B	CD	
Thallium, Total	0.00014	J	mg/l	0.00100	0.00014	1	05/09/22 17:32	05/10/22 15:40	1,6020B	CD
Vanadium, Total	ND	mg/l	0.00500	0.00157	1	05/09/22 17:32	05/10/22 15:40	1,6020B	CD	
Zinc, Total	ND	mg/l	0.01000	0.00341	1	05/09/22 17:32	05/10/22 15:40	1,6020B	CD	

Prep Information

Digestion Method: EPA 3005A

Parameter	Result Qualifier	Units	RL	MDL	Dilution Factor	Date Prepared	Date Analyzed	Analytical Method	Analyst
Total Metals - Mansfield Lab for sample(s): 01-03 Batch: WG1636134-1									
Mercury, Total	ND	mg/l	0.00020	0.00009	1	05/09/22 21:44	05/11/22 19:54	1,7470A	DMB



Project Name: 43-45 LAFAYETTE

Lab Number: L2219760

Project Number: SO833-2

Report Date: 05/12/22

Method Blank Analysis Batch Quality Control

Prep Information

Digestion Method: EPA 7470A

Lab Control Sample Analysis

Batch Quality Control

Project Name: 43-45 LAFAYETTE

Lab Number: L2219760

Project Number: SO833-2

Report Date: 05/12/22

Parameter	LCS		LCSD		%Recovery Limits	RPD	Qual	RPD Limits
	%Recovery	Qual	%Recovery	Qual				
Total Metals - Mansfield Lab Associated sample(s): 01-03 Batch: WG1636133-2								
Aluminum, Total	98		-		80-120	-		
Antimony, Total	94		-		80-120	-		
Arsenic, Total	103		-		80-120	-		
Barium, Total	99		-		80-120	-		
Beryllium, Total	100		-		80-120	-		
Cadmium, Total	103		-		80-120	-		
Calcium, Total	90		-		80-120	-		
Chromium, Total	96		-		80-120	-		
Cobalt, Total	95		-		80-120	-		
Copper, Total	96		-		80-120	-		
Iron, Total	98		-		80-120	-		
Lead, Total	104		-		80-120	-		
Magnesium, Total	102		-		80-120	-		
Manganese, Total	96		-		80-120	-		
Nickel, Total	95		-		80-120	-		
Potassium, Total	97		-		80-120	-		
Selenium, Total	99		-		80-120	-		
Silver, Total	87		-		80-120	-		
Sodium, Total	97		-		80-120	-		
Thallium, Total	101		-		80-120	-		
Vanadium, Total	97		-		80-120	-		

Lab Control Sample Analysis

Batch Quality Control

Project Name: 43-45 LAFAYETTE

Project Number: SO833-2

Lab Number: L2219760

Report Date: 05/12/22

Parameter	LCS %Recovery	LCSD %Recovery	%Recovery Limits	RPD	RPD Limits
Total Metals - Mansfield Lab Associated sample(s): 01-03 Batch: WG1636133-2					
Zinc, Total	94	-	80-120	-	
Total Metals - Mansfield Lab Associated sample(s): 01-03 Batch: WG1636134-2					
Mercury, Total	92	-	80-120	-	

Matrix Spike Analysis
Batch Quality Control

Project Name: 43-45 LAFAYETTE

Lab Number: L2219760

Project Number: SO833-2

Report Date: 05/12/22

Parameter	Native Sample	MS Added	MS Found	MS %Recovery	Qual	MSD Found	MSD %Recovery	Qual	Recovery Limits	RPD	Qual	RPD Limits
Total Metals - Mansfield Lab Associated sample(s): 01-03 QC Batch ID: WG1636134-3 QC Sample: L2219760-01 Client ID: MW-1												
Mercury, Total	ND	0.005	0.00449	90		-	-		75-125	-		20

Lab Duplicate Analysis

Batch Quality Control

Project Name: 43-45 LAFAYETTE

Project Number: SO833-2

Lab Number: L2219760

Report Date: 05/12/22

Parameter	Native Sample	Duplicate Sample	Units	RPD	Qual	RPD Limits
Total Metals - Mansfield Lab Associated sample(s): 01-03 QC Batch ID: WG1636134-4 QC Sample: L2219760-01 Client ID: MW-1						
Mercury, Total	ND	ND	mg/l	NC		20

INORGANICS & MISCELLANEOUS

Project Name: 43-45 LAFAYETTE

Lab Number: L2219760

Project Number: SO833-2

Report Date: 05/12/22

SAMPLE RESULTS

Lab ID: L2219760-01

Date Collected: 04/14/22 09:42

Client ID: MW-1

Date Received: 04/15/22

Sample Location: SUFFERN

Field Prep: Not Specified

Sample Depth:

Matrix: Water

Parameter	Result	Qualifier	Units	RL	MDL	Dilution Factor	Date Prepared	Date Analyzed	Analytical Method	Analyst
General Chemistry - Westborough Lab										
Cyanide, Total	ND		mg/l	0.005	0.001	1	04/27/22 10:30	04/27/22 14:05	1,9010C/9012B	CS



Project Name: 43-45 LAFAYETTE

Lab Number: L2219760

Project Number: SO833-2

Report Date: 05/12/22

SAMPLE RESULTS

Lab ID: L2219760-02

Date Collected: 04/14/22 11:29

Client ID: MW-2

Date Received: 04/15/22

Sample Location: SUFFERN

Field Prep: Not Specified

Sample Depth:

Matrix: Water

Parameter	Result	Qualifier	Units	RL	MDL	Dilution Factor	Date Prepared	Date Analyzed	Analytical Method	Analyst
General Chemistry - Westborough Lab										
Cyanide, Total	0.002	J	mg/l	0.005	0.001	1	04/27/22 13:55	04/28/22 10:00	1,9010C/9012B	CS



Project Name: 43-45 LAFAYETTE

Lab Number: L2219760

Project Number: SO833-2

Report Date: 05/12/22

SAMPLE RESULTS

Lab ID: L2219760-03

Date Collected: 04/14/22 11:45

Client ID: FIELD BLANK

Date Received: 04/15/22

Sample Location: SUFFERN

Field Prep: Not Specified

Sample Depth:

Matrix: Water

Parameter	Result	Qualifier	Units	RL	MDL	Dilution Factor	Date Prepared	Date Analyzed	Analytical Method	Analyst
General Chemistry - Westborough Lab										
Cyanide, Total	ND		mg/l	0.005	0.001	1	04/27/22 13:55	04/28/22 10:01	1,9010C/9012B	CS



Project Name: 43-45 LAFAYETTE

Lab Number: L2219760

Project Number: SO833-2

Report Date: 05/12/22

Method Blank Analysis
Batch Quality Control

Parameter	Result Qualifier	Units	RL	MDL	Dilution Factor	Date Prepared	Date Analyzed	Analytical Method	Analyst
General Chemistry - Westborough Lab for sample(s): 01 Batch: WG1631524-1									
Cyanide, Total	ND	mg/l	0.005	0.001	1	04/27/22 10:30	04/27/22 13:38	1,9010C/9012B	CS
General Chemistry - Westborough Lab for sample(s): 02-03 Batch: WG1631625-1									
Cyanide, Total	ND	mg/l	0.005	0.001	1	04/27/22 13:55	04/28/22 09:19	1,9010C/9012B	CS

Lab Control Sample Analysis

Batch Quality Control

Project Name: 43-45 LAFAYETTE

Project Number: SO833-2

Lab Number: L2219760

Report Date: 05/12/22

Parameter	LCS %Recovery	Qual	LCSD %Recovery	Qual	%Recovery Limits	RPD	Qual	RPD Limits
General Chemistry - Westborough Lab Associated sample(s): 01 Batch: WG1631524-2 WG1631524-3								
Cyanide, Total	102		104		85-115	2		20
General Chemistry - Westborough Lab Associated sample(s): 02-03 Batch: WG1631625-2 WG1631625-3								
Cyanide, Total	90		86		85-115	5		20

Matrix Spike Analysis
Batch Quality Control

Project Name: 43-45 LAFAYETTE
Project Number: SO833-2

Lab Number: L2219760
Report Date: 05/12/22

<u>Parameter</u>	<u>Native Sample</u>	<u>MS Added</u>	<u>MS Found</u>	<u>MS %Recovery</u>	<u>MSD Found</u>	<u>MSD %Recovery</u>	<u>Recovery Limits</u>	<u>RPD</u>	<u>RPD Limits</u>
General Chemistry - Westborough Lab Associated sample(s): 02-03 QC Batch ID: WG1631625-4 WG1631625-5 QC Sample: L2219760-03 Client ID: FIELD BLANK									
Cyanide, Total	ND	0.2	0.207	104	0.204	102	80-120	1	20

Project Name: 43-45 LAFAYETTE
Project Number: SO833-2

Serial_No:05122213:52
Lab Number: L2219760
Report Date: 05/12/22

Sample Receipt and Container Information

Were project specific reporting limits specified? YES

Cooler Information

Cooler	Custody Seal
A	Absent
B	Absent
C	Absent

Container Information

Container ID	Container Type	Cooler	Initial pH	Final pH	Temp deg C	Pres	Seal	Frozen Date/Time	Analysis(*)
L2219760-01A	Vial HCl preserved	A	NA		3.0	Y	Absent		NJ-8260(14),NYTCL-8260(14)
L2219760-01B	Vial HCl preserved	A	NA		3.0	Y	Absent		NJ-8260(14),NYTCL-8260(14)
L2219760-01C	Vial HCl preserved	A	NA		3.0	Y	Absent		NJ-8260(14),NYTCL-8260(14)
L2219760-01D	Amber 120ml unpreserved	A	7	7	3.0	Y	Absent		NJ-8082-LVI(7),NYTCL-8082-LVI(365)
L2219760-01E	Amber 120ml unpreserved	A	7	7	3.0	Y	Absent		NJ-8082-LVI(7),NYTCL-8082-LVI(365)
L2219760-01F	Amber 120ml unpreserved	A	7	7	3.0	Y	Absent		NYTCL-8081(7),NJ-8081(7)
L2219760-01G	Amber 120ml unpreserved	A	7	7	3.0	Y	Absent		NYTCL-8081(7),NJ-8081(7)
L2219760-01H	Plastic 250ml HNO3 preserved	A	<2	<2	3.0	Y	Absent		FE-6020T(180),BA-6020T(180),TL-6020T(180),CO-6020T-PPB(180),AL-6020T-PPB(180),SE-6020T(180),HG-T-PPB(28),K-6020T(180),CR-6020T(180),BE-6020T-PPB(180),CA-6020T(180),CR-6020T-PPB(180),SB-6020T-PPB(180),CD-6020T-PPB(180),NI-6020T(180),NA-6020T(180),CA-6020T-PPB(180),CU-6020T-PPB(180),ZN-6020T(180),CU-6020T(180),BA-6020T-PPB(180),TL-6020T-PPB(180),PB-6020T(180),AS-6020T-PPB(180),MN-6020T(180),AG-6020T-PPB(180),K-6020T-PPB(180),BE-6020T(180),PB-6020T-PPB(180),FE-6020T-PPB(180),AS-6020T(180),V-6020T(180),SB-6020T(180),AG-6020T(180),AL-6020T(180),CD-6020T(180),ZN-6020T-PPB(180),MG-6020T-PPB(180),NA-6020T-PPB(180),MG-6020T(180),HG-T(28),NI-6020T-PPB(180),MN-6020T-PPB(180),V-6020T-PPB(180),SE-6020T-PPB(180),CO-6020T(180)
L2219760-01I	Plastic 250ml NaOH preserved	A	>12	>12	3.0	Y	Absent		TCN-9010(14),TCN-9010-PPB(14)
L2219760-01J	Amber 250ml unpreserved	A	7	7	3.0	Y	Absent		NJ-8270SIM-TECH-LVI(7),NYTCL-8270-SIM-LVI(7),NJ-8270-LVI(7),NYTCL-8270-LVI(7)

*Values in parentheses indicate holding time in days



Project Name: 43-45 LAFAYETTE
Project Number: SO833-2

Serial_No:05122213:52
Lab Number: L2219760
Report Date: 05/12/22

Container Information

Container ID	Container Type	Cooler	Initial pH	Final pH	Temp deg C	Pres	Seal	Frozen Date/Time	Analysis(*)
L2219760-01K	Amber 250ml unpreserved	A	7	7	3.0	Y	Absent		NJ-8270SIM-TECH-LVI(7),NYTCL-8270-SIM-LVI(7),NJ-8270-LVI(7),NYTCL-8270-LVI(7)
L2219760-01L	Amber 250ml unpreserved	A	7	7	3.0	Y	Absent		A2-1,4-DIOXANE-SIM(7)
L2219760-01M	Amber 250ml unpreserved	A	7	7	3.0	Y	Absent		A2-1,4-DIOXANE-SIM(7)
L2219760-01N	Plastic 250ml unpreserved	A	NA		3.0	Y	Absent		A2-NY-537-ISOTOPE(14)
L2219760-01O	Plastic 250ml unpreserved	A	NA		3.0	Y	Absent		A2-NY-537-ISOTOPE(14)
L2219760-02A	Vial HCl preserved	A	NA		3.0	Y	Absent		NJ-8260(14),NYTCL-8260(14)
L2219760-02B	Vial HCl preserved	A	NA		3.0	Y	Absent		NJ-8260(14),NYTCL-8260(14)
L2219760-02C	Vial HCl preserved	A	NA		3.0	Y	Absent		NJ-8260(14),NYTCL-8260(14)
L2219760-02D	Amber 120ml unpreserved	A	7	7	3.0	Y	Absent		NJ-8082-LVI(7),NYTCL-8082-LVI(365)
L2219760-02E	Amber 120ml unpreserved	A	7	7	3.0	Y	Absent		NJ-8082-LVI(7),NYTCL-8082-LVI(365)
L2219760-02F	Amber 120ml unpreserved	A	7	7	3.0	Y	Absent		NYTCL-8081(7),NJ-8081(7)
L2219760-02G	Amber 120ml unpreserved	A	7	7	3.0	Y	Absent		NYTCL-8081(7),NJ-8081(7)
L2219760-02H	Plastic 250ml HNO3 preserved	A	<2	<2	3.0	Y	Absent		FE-6020T(180),TL-6020T(180),CO-6020T-PPB(180),SE-6020T(180),BA-6020T(180),AL-6020T-PPB(180),K-6020T(180),CR-6020T(180),CR-6020T-PPB(180),NI-6020T(180),SB-6020T-PPB(180),HG-T-PPB(28),BE-6020T-PPB(180),CA-6020T(180),CD-6020T-PPB(180),CU-6020T(180),ZN-6020T(180),NA-6020T(180),CU-6020T-PPB(180),CA-6020T-PPB(180),BA-6020T-PPB(180),PB-6020T(180),TL-6020T-PPB(180),K-6020T-PPB(180),AG-6020T-PPB(180),AS-6020T-PPB(180),PB-6020T-PPB(180),BE-6020T(180),MN-6020T(180),AS-6020T(180),FE-6020T-PPB(180),SB-6020T(180),V-6020T(180),NI-6020T-PPB(180),ZN-6020T-PPB(180),MG-6020T(180),NA-6020T-PPB(180),AG-6020T(180),HG-T(28),MG-6020T-PPB(180),AL-6020T(180),CD-6020T(180),V-6020T-PPB(180),MN-6020T-PPB(180),SE-6020T-PPB(180),CO-6020T(180)
L2219760-02I	Plastic 250ml NaOH preserved	A	>12	>12	3.0	Y	Absent		TCN-9010(14),TCN-9010-PPB(14)
L2219760-02J	Amber 250ml unpreserved	A	7	7	3.0	Y	Absent		NJ-8270SIM-TECH-LVI(7),NYTCL-8270-SIM-LVI(7),NJ-8270-LVI(7),NYTCL-8270-LVI(7)
L2219760-02K	Amber 250ml unpreserved	A	7	7	3.0	Y	Absent		NJ-8270SIM-TECH-LVI(7),NYTCL-8270-SIM-LVI(7),NJ-8270-LVI(7),NYTCL-8270-LVI(7)

Project Name: 43-45 LAFAYETTE
Project Number: SO833-2

Serial_No:05122213:52
Lab Number: L2219760
Report Date: 05/12/22

Container Information

Container ID	Container Type	Cooler	Initial pH	Final pH	Temp deg C	Pres	Seal	Frozen Date/Time	Analysis(*)
L2219760-02L	Amber 250ml unpreserved	A	7	7	3.0	Y	Absent		A2-1,4-DIOXANE-SIM(7)
L2219760-02M	Amber 250ml unpreserved	A	7	7	3.0	Y	Absent		A2-1,4-DIOXANE-SIM(7)
L2219760-02N	Plastic 250ml unpreserved	A	NA		3.0	Y	Absent		A2-NY-537-ISOTOPE(14)
L2219760-02O	Plastic 250ml unpreserved	A	NA		3.0	Y	Absent		A2-NY-537-ISOTOPE(14)
L2219760-03A	Vial HCl preserved	A	NA		3.0	Y	Absent		NJ-8260(14),NYTCL-8260(14)
L2219760-03B	Vial HCl preserved	A	NA		3.0	Y	Absent		NJ-8260(14),NYTCL-8260(14)
L2219760-03C	Vial HCl preserved	A	NA		3.0	Y	Absent		NJ-8260(14),NYTCL-8260(14)
L2219760-03D	Amber 120ml unpreserved	A	7	7	3.0	Y	Absent		NJ-8082-LVI(7),NYTCL-8082-LVI(365)
L2219760-03E	Amber 120ml unpreserved	A	7	7	3.0	Y	Absent		NJ-8082-LVI(7),NYTCL-8082-LVI(365)
L2219760-03F	Amber 120ml unpreserved	A	7	7	3.0	Y	Absent		NYTCL-8081(7),NJ-8081(7)
L2219760-03G	Amber 120ml unpreserved	A	7	7	3.0	Y	Absent		NYTCL-8081(7),NJ-8081(7)
L2219760-03H	Plastic 250ml HNO3 preserved	A	<2	<2	3.0	Y	Absent		TL-6020T(180),AL-6020T-PPB(180),SE-6020T(180),FE-6020T(180),BA-6020T(180),CO-6020T-PPB(180),BE-6020T-PPB(180),CA-6020T(180),CD-6020T-PPB(180),HG-T-PPB(28),K-6020T(180),CR-6020T-PPB(180),SB-6020T-PPB(180),NI-6020T(180),CR-6020T(180),CA-6020T-PPB(180),NA-6020T(180),CU-6020T(180),ZN-6020T(180),CU-6020T-PPB(180),BA-6020T-PPB(180),TL-6020T-PPB(180),PB-6020T(180),AG-6020T-PPB(180),BE-6020T(180),PB-6020T-PPB(180),K-6020T-PPB(180),MN-6020T(180),AS-6020T-PPB(180),FE-6020T-PPB(180),AS-6020T(180),SB-6020T(180),V-6020T(180),MG-6020T-PPB(180),AL-6020T(180),HG-T(28),MG-6020T(180),AG-6020T(180),NI-6020T-PPB(180),ZN-6020T-PPB(180),CD-6020T(180),NA-6020T-PPB(180),MN-6020T-PPB(180),CO-6020T(180),SE-6020T-PPB(180),V-6020T-PPB(180)
L2219760-03I	Plastic 250ml NaOH preserved	A	>12	>12	3.0	Y	Absent		TCN-9010(14),TCN-9010-PPB(14)
L2219760-03J	Amber 250ml unpreserved	A	7	7	3.0	Y	Absent		NJ-8270SIM-TECH-LVI(7),NYTCL-8270-SIM-LVI(7),NJ-8270-LVI(7),NYTCL-8270-LVI(7)
L2219760-03K	Amber 250ml unpreserved	A	7	7	3.0	Y	Absent		NJ-8270SIM-TECH-LVI(7),NYTCL-8270-SIM-LVI(7),NJ-8270-LVI(7),NYTCL-8270-LVI(7)
L2219760-03L	Amber 250ml unpreserved	A	7	7	3.0	Y	Absent		A2-1,4-DIOXANE-SIM(7)
L2219760-03M	Amber 250ml unpreserved	A	7	7	3.0	Y	Absent		A2-1,4-DIOXANE-SIM(7)

Project Name: 43-45 LAFAYETTE
Project Number: SO833-2

Serial_No:05122213:52
Lab Number: L2219760
Report Date: 05/12/22

Container Information

Container ID	Container Type	Cooler	Initial pH	Final pH	Temp deg C	Pres	Seal	Frozen Date/Time	Analysis(*)
L2219760-03N	Plastic 250ml unpreserved	A	NA		3.0	Y	Absent		A2-NY-537-ISOTOPE(14)
L2219760-03O	Plastic 250ml unpreserved	A	NA		3.0	Y	Absent		-
L2219760-04A	Vial HCl preserved	A	NA		3.0	Y	Absent		NYTCL-8260(14)
L2219760-04B	Vial HCl preserved	A	NA		3.0	Y	Absent		NYTCL-8260(14)

Project Name: 43-45 LAFAYETTE
Project Number: SO833-2

Serial_No:05122213:52
Lab Number: L2219760
Report Date: 05/12/22

PFAS PARAMETER SUMMARY

Parameter	Acronym	CAS Number
PERFLUOROALKYL CARBOXYLIC ACIDS (PFCAs)		
Perfluorooctadecanoic Acid	PFODA	16517-11-6
Perfluorohexadecanoic Acid	PFHxDA	67905-19-5
Perfluorotetradecanoic Acid	PFTA	376-06-7
Perfluorotridecanoic Acid	PFTrDA	72629-94-8
Perfluorododecanoic Acid	PFDoA	307-55-1
Perfluoroundecanoic Acid	PFUnA	2058-94-8
Perfluorodecanoic Acid	PFDA	335-76-2
Perfluorononanoic Acid	PFNA	375-95-1
Perfluorooctanoic Acid	PFOA	335-67-1
Perfluoroheptanoic Acid	PFHpA	375-85-9
Perfluorohexanoic Acid	PFHxA	307-24-4
Perfluoropentanoic Acid	PFPeA	2706-90-3
Perfluorobutanoic Acid	PFBA	375-22-4
PERFLUOROALKYL SULFONIC ACIDS (PFSAs)		
Perfluorododecanesulfonic Acid	PFDoDS	79780-39-5
Perfluorodecanesulfonic Acid	PFDS	335-77-3
Perfluorononanesulfonic Acid	PFNS	68259-12-1
Perfluorooctanesulfonic Acid	PFOS	1763-23-1
Perfluoroheptanesulfonic Acid	PFHpS	375-92-8
Perfluorohexanesulfonic Acid	PFHxS	355-46-4
Perfluoropentanesulfonic Acid	PFPeS	2706-91-4
Perfluorobutanesulfonic Acid	PFBS	375-73-5
FLUOROTELOMERS		
1H,1H,2H,2H-Perfluorododecanesulfonic Acid	10:2FTS	120226-60-0
1H,1H,2H,2H-Perfluorodecanesulfonic Acid	8:2FTS	39108-34-4
1H,1H,2H,2H-Perfluorooctanesulfonic Acid	6:2FTS	27619-97-2
1H,1H,2H,2H-Perfluorohexanesulfonic Acid	4:2FTS	757124-72-4
PERFLUOROALKANE SULFONAMIDES (FASAs)		
Perfluorooctanesulfonamide	FOSA	754-91-6
N-Ethyl Perfluorooctane Sulfonamide	NEtFOSA	4151-50-2
N-Methyl Perfluorooctane Sulfonamide	NMeFOSA	31506-32-8
PERFLUOROALKANE SULFONYL SUBSTANCES		
N-Ethyl Perfluorooctanesulfonamido Ethanol	NEtFOSE	1691-99-2
N-Methyl Perfluorooctanesulfonamido Ethanol	NMeFOSE	24448-09-7
N-Ethyl Perfluorooctanesulfonamidoacetic Acid	NEtFOSAA	2991-50-6
N-Methyl Perfluorooctanesulfonamidoacetic Acid	NMeFOSAA	2355-31-9
PER- and POLYFLUOROALKYL ETHER CARBOXYLIC ACIDS		
2,3,3,3-Tetrafluoro-2-[1,1,2,2,3,3,3-Heptafluoropropoxy]-Propanoic Acid	HFPO-DA	13252-13-6
4,8-Dioxa-3h-Perfluorononanoic Acid	ADONA	919005-14-4
CHLORO-PERFLUOROALKYL SULFONIC ACIDS		
11-Chloroeicosafuoro-3-Oxaundecane-1-Sulfonic Acid	11Cl-PF3OUdS	763051-92-9
9-Chlorohexadecafluoro-3-Oxanone-1-Sulfonic Acid	9Cl-PF3ONS	756426-58-1
PERFLUOROETHER SULFONIC ACIDS (PFESAs)		
Perfluoro(2-Ethoxyethane)Sulfonic Acid	PFEEESA	113507-82-7
PERFLUOROETHER/POLYETHER CARBOXYLIC ACIDS (PFPCAs)		
Perfluoro-3-Methoxypropanoic Acid	PFMPA	377-73-1
Perfluoro-4-Methoxybutanoic Acid	PFMBA	863090-89-5
Nonafluoro-3,6-Dioxaheptanoic Acid	NFDHA	151772-58-6

Project Name: 43-45 LAFAYETTE
Project Number: SO833-2

Lab Number: L2219760
Report Date: 05/12/22

GLOSSARY

Acronyms

DL	- Detection Limit: This value represents the level to which target analyte concentrations are reported as estimated values, when those target analyte concentrations are quantified below the limit of quantitation (LOQ). The DL includes any adjustments from dilutions, concentrations or moisture content, where applicable. (DoD report formats only.)
EDL	- Estimated Detection Limit: This value represents the level to which target analyte concentrations are reported as estimated values, when those target analyte concentrations are quantified below the reporting limit (RL). The EDL includes any adjustments from dilutions, concentrations or moisture content, where applicable. The use of EDLs is specific to the analysis of PAHs using Solid-Phase Microextraction (SPME).
EMPC	- Estimated Maximum Possible Concentration: The concentration that results from the signal present at the retention time of an analyte when the ions meet all of the identification criteria except the ion abundance ratio criteria. An EMPC is a worst-case estimate of the concentration.
EPA	- Environmental Protection Agency.
LCS	- Laboratory Control Sample: A sample matrix, free from the analytes of interest, spiked with verified known amounts of analytes or a material containing known and verified amounts of analytes.
LCSD	- Laboratory Control Sample Duplicate: Refer to LCS.
LFB	- Laboratory Fortified Blank: A sample matrix, free from the analytes of interest, spiked with verified known amounts of analytes or a material containing known and verified amounts of analytes.
LOD	- Limit of Detection: This value represents the level to which a target analyte can reliably be detected for a specific analyte in a specific matrix by a specific method. The LOD includes any adjustments from dilutions, concentrations or moisture content, where applicable. (DoD report formats only.)
LOQ	- Limit of Quantitation: The value at which an instrument can accurately measure an analyte at a specific concentration. The LOQ includes any adjustments from dilutions, concentrations or moisture content, where applicable. (DoD report formats only.) Limit of Quantitation: The value at which an instrument can accurately measure an analyte at a specific concentration. The LOQ includes any adjustments from dilutions, concentrations or moisture content, where applicable. (DoD report formats only.)
MDL	- Method Detection Limit: This value represents the level to which target analyte concentrations are reported as estimated values, when those target analyte concentrations are quantified below the reporting limit (RL). The MDL includes any adjustments from dilutions, concentrations or moisture content, where applicable.
MS	- Matrix Spike Sample: A sample prepared by adding a known mass of target analyte to a specified amount of matrix sample for which an independent estimate of target analyte concentration is available. For Method 332.0, the spike recovery is calculated using the native concentration, including estimated values.
MSD	- Matrix Spike Sample Duplicate: Refer to MS.
NA	- Not Applicable.
NC	- Not Calculated: Term is utilized when one or more of the results utilized in the calculation are non-detect at the parameter's reporting unit.
NDPA/DPA	- N-Nitrosodiphenylamine/Diphenylamine.
NI	- Not Ignitable.
NP	- Non-Plastic: Term is utilized for the analysis of Atterberg Limits in soil.
NR	- No Results: Term is utilized when 'No Target Compounds Requested' is reported for the analysis of Volatile or Semivolatile Organic TIC only requests.
RL	- Reporting Limit: The value at which an instrument can accurately measure an analyte at a specific concentration. The RL includes any adjustments from dilutions, concentrations or moisture content, where applicable.
RPD	- Relative Percent Difference: The results from matrix and/or matrix spike duplicates are primarily designed to assess the precision of analytical results in a given matrix and are expressed as relative percent difference (RPD). Values which are less than five times the reporting limit for any individual parameter are evaluated by utilizing the absolute difference between the values; although the RPD value will be provided in the report.
SRM	- Standard Reference Material: A reference sample of a known or certified value that is of the same or similar matrix as the associated field samples.
STLP	- Semi-dynamic Tank Leaching Procedure per EPA Method 1315.
TEF	- Toxic Equivalency Factors: The values assigned to each dioxin and furan to evaluate their toxicity relative to 2,3,7,8-TCDD.
TEQ	- Toxic Equivalent: The measure of a sample's toxicity derived by multiplying each dioxin and furan by its corresponding TEF and then summing the resulting values.
TIC	- Tentatively Identified Compound: A compound that has been identified to be present and is not part of the target compound list (TCL) for the method and/or program. All TICs are qualitatively identified and reported as estimated concentrations.

Report Format: DU Report with 'J' Qualifiers



Project Name: 43-45 LAFAYETTE
Project Number: SO833-2

Lab Number: L2219760
Report Date: 05/12/22

Footnotes

- 1 - The reference for this analyte should be considered modified since this analyte is absent from the target analyte list of the original method.

Terms

Analytical Method: Both the document from which the method originates and the analytical reference method. (Example: EPA 8260B is shown as 1,8260B.) The codes for the reference method documents are provided in the References section of the Addendum.

Difference: With respect to Total Oxidizable Precursor (TOP) Assay analysis, the difference is defined as the Post-Treatment value minus the Pre-Treatment value.

Final pH: As it pertains to Sample Receipt & Container Information section of the report, Final pH reflects pH of container determined after adjustment at the laboratory, if applicable. If no adjustment required, value reflects Initial pH.

Frozen Date/Time: With respect to Volatile Organics in soil, Frozen Date/Time reflects the date/time at which associated Reagent Water-preserved vials were initially frozen. Note: If frozen date/time is beyond 48 hours from sample collection, value will be reflected in 'bold'.

Initial pH: As it pertains to Sample Receipt & Container Information section of the report, Initial pH reflects pH of container determined upon receipt, if applicable.

PAH Total: With respect to Alkylated PAH analyses, the 'PAHs, Total' result is defined as the summation of results for all or a subset of the following compounds: Naphthalene, C1-C4 Naphthalenes, 2-Methylnaphthalene, 1-Methylnaphthalene, Biphenyl, Acenaphthylene, Acenaphthene, Fluorene, C1-C3 Fluorenes, Phenanthrene, C1-C4 Phenanthrenes/Anthracenes, Anthracene, Fluoranthene, Pyrene, C1-C4 Fluoranthenes/Pyrenes, Benz(a)anthracene, Chrysene, C1-C4 Chrysenes, Benzo(b)fluoranthene, Benzo(j)+(k)fluoranthene, Benzo(e)pyrene, Benzo(a)pyrene, Perylene, Indeno(1,2,3-cd)pyrene, Dibenz(ah)+(ac)anthracene, Benzo(g,h,i)perylene. If a 'Total' result is requested, the results of its individual components will also be reported.

PFAS Total: With respect to PFAS analyses, the 'PFAS, Total (5)' result is defined as the summation of results for: PFHpA, PFHxS, PFOA, PFNA and PFOS. In addition, the 'PFAS, Total (6)' result is defined as the summation of results for: PFHpA, PFHxS, PFOA, PFNA, PFDA and PFOS. For MassDEP DW compliance analysis only, the 'PFAS, Total (6)' result is defined as the summation of results at or above the RL. Note: If a 'Total' result is requested, the results of its individual components will also be reported.

The target compound Chlordane (CAS No. 57-74-9) is reported for GC ECD analyses. Per EPA, this compound "refers to a mixture of chlordane isomers, other chlorinated hydrocarbons and numerous other components." (Reference: USEPA Toxicological Review of Chlordane, In Support of Summary Information on the Integrated Risk Information System (IRIS), December 1997.)

Total: With respect to Organic analyses, a 'Total' result is defined as the summation of results for individual isomers or Aroclors. If a 'Total' result is requested, the results of its individual components will also be reported. This is applicable to 'Total' results for methods 8260, 8081 and 8082.

Data Qualifiers

- A** - Spectra identified as "Aldol Condensates" are byproducts of the extraction/concentration procedures when acetone is introduced in the process.
- B** - The analyte was detected above the reporting limit in the associated method blank. Flag only applies to associated field samples that have detectable concentrations of the analyte at less than ten times (10x) the concentration found in the blank. For MCP-related projects, flag only applies to associated field samples that have detectable concentrations of the analyte at less than ten times (10x) the concentration found in the blank. For DOD-related projects, flag only applies to associated field samples that have detectable concentrations of the analyte at less than ten times (10x) the concentration found in the blank AND the analyte was detected above one-half the reporting limit (or above the reporting limit for common lab contaminants) in the associated method blank. For NJ-Air-related projects, flag only applies to associated field samples that have detectable concentrations of the analyte above the reporting limit. For NJ-related projects (excluding Air), flag only applies to associated field samples that have detectable concentrations of the analyte, which was detected above the reporting limit in the associated method blank or above five times the reporting limit for common lab contaminants (Phthalates, Acetone, Methylene Chloride, 2-Butanone).
- C** - Co-elution: The target analyte co-elutes with a known lab standard (i.e. surrogate, internal standards, etc.) for co-extracted analyses.
- D** - Concentration of analyte was quantified from diluted analysis. Flag only applies to field samples that have detectable concentrations of the analyte.
- E** - Concentration of analyte exceeds the range of the calibration curve and/or linear range of the instrument.
- F** - The ratio of quantifier ion response to qualifier ion response falls outside of the laboratory criteria. Results are considered to be an estimated maximum concentration.
- G** - The concentration may be biased high due to matrix interferences (i.e. co-elution) with non-target compound(s). The result should be considered estimated.
- H** - The analysis of pH was performed beyond the regulatory-required holding time of 15 minutes from the time of sample collection.
- I** - The lower value for the two columns has been reported due to obvious interference.
- J** - Estimated value. The Target analyte concentration is below the quantitation limit (RL), but above the Method Detection Limit (MDL) or Estimated Detection Limit (EDL) for SPME-related analyses. This represents an estimated concentration for Tentatively Identified Compounds (TICs).
- M** - Reporting Limit (RL) exceeds the MCP CAM Reporting Limit for this analyte.
- ND** - Not detected at the method detection limit (MDL) for the sample, or estimated detection limit (EDL) for SPME-related analyses.

Report Format: DU Report with 'J' Qualifiers



Project Name: 43-45 LAFAYETTE
Project Number: SO833-2

Lab Number: L2219760
Report Date: 05/12/22

Data Qualifiers

- NJ** - Presumptive evidence of compound. This represents an estimated concentration for Tentatively Identified Compounds (TICs), where the identification is based on a mass spectral library search.
- P** - The RPD between the results for the two columns exceeds the method-specified criteria.
- Q** - The quality control sample exceeds the associated acceptance criteria. For DOD-related projects, LCS and/or Continuing Calibration Standard exceedences are also qualified on all associated sample results. Note: This flag is not applicable for matrix spike recoveries when the sample concentration is greater than 4x the spike added or for batch duplicate RPD when the sample concentrations are less than 5x the RL. (Metals only.)
- R** - Analytical results are from sample re-analysis.
- RE** - Analytical results are from sample re-extraction.
- S** - Analytical results are from modified screening analysis.
- V** - The surrogate associated with this target analyte has a recovery outside the QC acceptance limits. (Applicable to MassDEP DW Compliance samples only.)
- Z** - The batch matrix spike and/or duplicate associated with this target analyte has a recovery/RPD outside the QC acceptance limits. (Applicable to MassDEP DW Compliance samples only.)

Project Name: 43-45 LAFAYETTE
Project Number: SO833-2

Lab Number: L2219760
Report Date: 05/12/22

REFERENCES

- 1 Test Methods for Evaluating Solid Waste: Physical/Chemical Methods. EPA SW-846. Third Edition. Updates I - VI, 2018.
- 134 Determination of Selected Perfluorinated Alkyl Acids in Drinking Water by Solid Phase Extraction and Liquid Chromatography/Tandem Mass Spectrometry (LC/MS/MS) using Isotope Dilution. Alpha SOP 23528.

LIMITATION OF LIABILITIES

Alpha Analytical performs services with reasonable care and diligence normal to the analytical testing laboratory industry. In the event of an error, the sole and exclusive responsibility of Alpha Analytical shall be to re-perform the work at it's own expense. In no event shall Alpha Analytical be held liable for any incidental, consequential or special damages, including but not limited to, damages in any way connected with the use of, interpretation of, information or analysis provided by Alpha Analytical.

We strongly urge our clients to comply with EPA protocol regarding sample volume, preservation, cooling, containers, sampling procedures, holding time and splitting of samples in the field.



Certification Information

The following analytes are not included in our Primary NELAP Scope of Accreditation:

Westborough Facility

EPA 624/624.1: m/p-xylene, o-xylene, Naphthalene

EPA 625/625.1: alpha-Terpineol

EPA 8260C/8260D: NPW: 1,2,4,5-Tetramethylbenzene; 4-Ethyltoluene, Azobenzene; SCM: Iodomethane (methyl iodide), 1,2,4,5-Tetramethylbenzene; 4-Ethyltoluene.

EPA 8270D/8270E: NPW: Dimethylnaphthalene, 1,4-Diphenylhydrazine, alpha-Terpineol; SCM: Dimethylnaphthalene, 1,4-Diphenylhydrazine.

SM4500: NPW: Amenable Cyanide; SCM: Total Phosphorus, TKN, NO₂, NO₃.

Mansfield Facility

SM 2540D: TSS

EPA 8082A: NPW: PCB: 1, 5, 31, 87,101, 110, 141, 151, 153, 180, 183, 187.

EPA TO-15: Halothane, 2,4,4-Trimethyl-2-pentene, 2,4,4-Trimethyl-1-pentene, Thiophene, 2-Methylthiophene,

3-Methylthiophene, 2-Ethylthiophene, 1,2,3-Trimethylbenzene, Indan, Indene, 1,2,4,5-Tetramethylbenzene, Benzothiophene, 1-Methylnaphthalene.

Biological Tissue Matrix: EPA 3050B

The following analytes are included in our Massachusetts DEP Scope of Accreditation

Westborough Facility:

Drinking Water

EPA 300.0: Chloride, Nitrate-N, Fluoride, Sulfate; **EPA 353.2:** Nitrate-N, Nitrite-N; **SM4500NO3-F:** Nitrate-N, Nitrite-N; **SM4500F-C, SM4500CN-CE,**

EPA 180.1, SM2130B, SM4500CI-D, SM2320B, SM2540C, SM4500H-B, SM4500NO2-B

EPA 332: Perchlorate; **EPA 524.2:** THMs and VOCs; **EPA 504.1:** EDB, DBCP.

Microbiology: **SM9215B; SM9223-P/A, SM9223B-Colilert-QT, SM9222D.**

Non-Potable Water

SM4500H,B, EPA 120.1, SM2510B, SM2540C, SM2320B, SM4500CL-E, SM4500F-BC, SM4500NH3-BH: Ammonia-N and Kjeldahl-N, **EPA 350.1:**

Ammonia-N, **LCHAT 10-107-06-1-B:** Ammonia-N, **EPA 351.1, SM4500NO3-F, EPA 353.2:** Nitrate-N, **SM4500P-E, SM4500P-B, E, SM4500SO4-E,**

SM5220D, EPA 410.4, SM5210B, SM5310C, SM4500CL-D, EPA 1664, EPA 420.1, SM4500-CN-CE, SM2540D, EPA 300: Chloride, Sulfate, Nitrate.

EPA 624.1: Volatile Halocarbons & Aromatics,

EPA 608.3: Chlordane, Toxaphene, Aldrin, alpha-BHC, beta-BHC, gamma-BHC, delta-BHC, Dieldrin, DDD, DDE, DDT, Endosulfan I, Endosulfan II,

Endosulfan sulfate, Endrin, Endrin Aldehyde, Heptachlor, Heptachlor Epoxide, PCBs

EPA 625.1: SVOC (Acid/Base/Neutral Extractables), **EPA 600/4-81-045:** PCB-Oil.

Microbiology: **SM9223B-Colilert-QT; Enterolert-QT, SM9221E, EPA 1600, EPA 1603, SM9222D.**

Mansfield Facility:

Drinking Water

EPA 200.7: Al, Ba, Cd, Cr, Cu, Fe, Mn, Ni, Na, Ag, Ca, Zn. **EPA 200.8:** Al, Sb, As, Ba, Be, Cd, Cr, Cu, Pb, Mn, Ni, Se, Ag, TL, Zn. **EPA 245.1 Hg.**

EPA 522, EPA 537.1.

Non-Potable Water


EPA 200.7: Al, Sb, As, Be, Cd, Ca, Cr, Co, Cu, Fe, Pb, Mg, Mn, Mo, Ni, K, Se, Ag, Na, Sr, TL, Ti, V, Zn.

EPA 200.8: Al, Sb, As, Be, Cd, Cr, Cu, Fe, Pb, Mn, Ni, K, Se, Ag, Na, TL, Zn.

EPA 245.1 Hg.

SM2340B

For a complete listing of analytes and methods, please contact your Alpha Project Manager.

	NEW JERSEY CHAIN OF CUSTODY	Service Centers Mahwah, NJ 07430: 35 Whitney Rd, Suite 5 Albany, NY 12205: 14 Walker Way Tonawanda, NY 14150: 275 Cooper Ave, Suite 105	Page 1 of 1	Date Rec'd in Lab 4/15/22	ALPHA Job # 2219760		
	Westborough, MA 01581 8 Walkup Dr. TEL: 508-898-9220 FAX: 508-898-9193	Mansfield, MA 02048 320 Forbes Blvd TEL: 508-822-9300 FAX: 508-822-3288					
Client Information		Project Information		Deliverables		Billing Information	
Client: EnviroSure Address: 621 Shrewsbury Avenue Shrewsbury, NJ 07702 Phone: 732.741.1110 Fax: Email: dyna@envirosureinc.com		Project Name: 43-45 Lafayette Project Location: Suffern Project #: S0833-2 (Use Project name as Project #) <input type="checkbox"/>		<input type="checkbox"/> NJ Full / Reduced <input type="checkbox"/> EQUIS (1 File) <input type="checkbox"/> EQUIS (4 File) <input type="checkbox"/> Other		<input checked="" type="checkbox"/> Same as Client Info PO #	
Regulatory Requirement		Site Information		Turn-Around Time		Sample Filtration	
<input type="checkbox"/> SRS Residential/Non Residential <input type="checkbox"/> SRS Impact to Groundwater <input type="checkbox"/> NJ Ground Water Quality Standards <input type="checkbox"/> NJ IGW SPLP Leachate Criteria <input type="checkbox"/> Other		Is this site impacted by Petroleum? Yes <input type="checkbox"/> Petroleum Product:		Standard <input checked="" type="checkbox"/> Due Date: Rush (only if pre approved) <input type="checkbox"/> # of Days:		<input type="checkbox"/> Done <input type="checkbox"/> Lab to do Preservation <input type="checkbox"/> Lab to do (Please Specify below)	
These samples have been previously analyzed by Alpha <input type="checkbox"/>		ANALYSIS		Sample Specific Comments		Other project specific requirements/comments:	
For EPH, selection is REQUIRED: <input type="checkbox"/> Category 1 <input type="checkbox"/> Category 2		For VOC, selection is REQUIRED: <input type="checkbox"/> 1,4-Dioxane <input type="checkbox"/> 8011		Please specify Metals or TAL. Please specify Metals or TAL.		ANALYSIS TCL/TAL + 30 1,4 DIOXANE VOC+15 PFAS	
ALPHA Lab ID (Lab Use Only)	Sample ID	Collection		Sample Matrix	Sampler's Initials	Sample Specific Comments	
		Date	Time				
19760-01	MW-1	4/14/2022	942	GW	DF	X	15
02	MW-2	4/14/2022	1129	GW	DF	X	19
03	Field Blank	4/14/2022	1145	Blank	DF	X	19
04	Trip Blank	4/14/2022	Lab	Blank	DF	X	2
Preservative Code: A = None B = HCl C = HNO ₃ D = H ₂ SO ₄ E = NaOH F = MeOH G = NaHSO ₄ H = Na ₂ S ₂ O ₃ KE = Zn Ac/NaOH O = Other		Container Code: P = Plastic A = Amber Glass V = Vial G = Glass B = Bacteria Cup C = Cube O = Other E = Encore D = BOD Bottle		Westboro: Certification No: MA935 Mansfield: Certification No: MA015		Container Type Preservative	
						Please print clearly, legibly and completely. Samples can not be logged in and turnaround time clock will not start until any ambiguities are resolved. BY EXECUTING THIS COC, THE CLIENT HAS READ AND AGREES TO BE BOUND BY ALPHA'S TERMS & CONDITIONS .	
						Relinquished By: Date/Time Received By: Date/Time Donald Finnegan 4/15/2022 1633 [Signature] 4-15-22 1033 [Signature] 4-15-22 1900 [Signature] 4-15-22 1700 [Signature] 4-15-22 2200 [Signature] 4-15-22	



ANALYTICAL REPORT

Lab Number:	L2236623
Client:	EnviroSure, Inc. 621 Shrewsbury Avenue Suite 151 Shrewsbury, NJ 07702
ATTN:	Dyna Krumich-Ogonowski
Phone:	(732) 741-1110
Project Name:	SO1241
Project Number:	SO1241
Report Date:	07/21/22

The original project report/data package is held by Alpha Analytical. This report/data package is paginated and should be reproduced only in its entirety. Alpha Analytical holds no responsibility for results and/or data that are not consistent with the original.

Certifications & Approvals: MA (M-MA086), NH NELAP (2064), CT (PH-0574), IL (200077), ME (MA00086), MD (348), NJ (MA935), NY (11148), NC (25700/666), PA (68-03671), RI (LAO00065), TX (T104704476), VT (VT-0935), VA (460195), USDA (Permit #P330-17-00196).

Eight Walkup Drive, Westborough, MA 01581-1019
508-898-9220 (Fax) 508-898-9193 800-624-9220 - www.alphalab.com



Project Name: SO1241
Project Number: SO1241

Lab Number: L2236623
Report Date: 07/21/22

Alpha Sample ID	Client ID	Matrix	Sample Location	Collection Date/Time	Receive Date
L2236623-01	C-01	SOLID	43-45 LAFAYETTE AVE., SUFFERN, NY	07/08/22 09:10	07/08/22
L2236623-02	C-02	SOLID	43-45 LAFAYETTE AVE., SUFFERN, NY	07/08/22 11:15	07/08/22
L2236623-03	C-03	SOLID	43-45 LAFAYETTE AVE., SUFFERN, NY	07/08/22 12:00	07/08/22
L2236623-04	C-04	SOLID	43-45 LAFAYETTE AVE., SUFFERN, NY	07/08/22 12:45	07/08/22

Project Name: SO1241
Project Number: SO1241

Lab Number: L2236623
Report Date: 07/21/22

Case Narrative

The samples were received in accordance with the Chain of Custody and no significant deviations were encountered during the preparation or analysis unless otherwise noted. Sample Receipt, Container Information, and the Chain of Custody are located at the back of the report.

Results contained within this report relate only to the samples submitted under this Alpha Lab Number and meet NELAP requirements for all NELAP accredited parameters unless otherwise noted in the following narrative. The data presented in this report is organized by parameter (i.e. VOC, SVOC, etc.). Sample specific Quality Control data (i.e. Surrogate Spike Recovery) is reported at the end of the target analyte list for each individual sample, followed by the Laboratory Batch Quality Control at the end of each parameter. Tentatively Identified Compounds (TICs), if requested, are reported for compounds identified to be present and are not part of the method/program Target Compound List, even if only a subset of the TCL are being reported. If a sample was re-analyzed or re-extracted due to a required quality control corrective action and if both sets of data are reported, the Laboratory ID of the re-analysis or re-extraction is designated with an "R" or "RE", respectively.

When multiple Batch Quality Control elements are reported (e.g. more than one LCS), the associated samples for each element are noted in the grey shaded header line of each data table. Any Laboratory Batch, Sample Specific % recovery or RPD value that is outside the listed Acceptance Criteria is bolded in the report. In reference to questions H (CAM) or 4 (RCP) when "NO" is checked, the performance criteria for CAM and RCP methods allow for some quality control failures to occur and still be within method compliance. In these instances, the specific failure is not narrated but noted in the associated QC Outlier Summary Report, located directly after the Case Narrative. QC information is also incorporated in the Data Usability Assessment table (Format 11) of our Data Merger tool, where it can be reviewed in conjunction with the sample result, associated regulatory criteria and any associated data usability implications.

Soil/sediments, solids and tissues are reported on a dry weight basis unless otherwise noted. Definitions of all data qualifiers and acronyms used in this report are provided in the Glossary located at the back of the report.

HOLD POLICY - For samples submitted on hold, Alpha's policy is to hold samples (with the exception of Air canisters) free of charge for 21 calendar days from the date the project is completed. After 21 calendar days, we will dispose of all samples submitted including those put on hold unless you have contacted your Alpha Project Manager and made arrangements for Alpha to continue to hold the samples. Air canisters will be disposed after 3 business days from the date the project is completed.

Please contact Project Management at 800-624-9220 with any questions.

Project Name: SO1241**Lab Number:** L2236623**Project Number:** SO1241**Report Date:** 07/21/22**Case Narrative (continued)**

Report Submission

All non-detect (ND) or estimated concentrations (J-qualified) have been quantitated to the limit noted in the MDL column.

Sample Receipt

L2236623-01 through -04: The sample was received in an inappropriate container for the TCL Volatiles - EPA 8260C, Total Solids - SM 2540 analysis. An aliquot was taken from an unpreserved container and preserved appropriately.

I, the undersigned, attest under the pains and penalties of perjury that, to the best of my knowledge and belief and based upon my personal inquiry of those responsible for providing the information contained in this analytical report, such information is accurate and complete. This certificate of analysis is not complete unless this page accompanies any and all pages of this report.

Authorized Signature:



Steven Gniadek

Title: Technical Director/Representative

Date: 07/21/22

ORGANICS

VOLATILES

Project Name: SO1241

Lab Number: L2236623

Project Number: SO1241

Report Date: 07/21/22

SAMPLE RESULTS

Lab ID: L2236623-01
 Client ID: C-01
 Sample Location: 43-45 LAFAYETTE AVE., SUFFERN, NY

Date Collected: 07/08/22 09:10
 Date Received: 07/08/22
 Field Prep: Not Specified

Sample Depth:

Matrix: Solid
 Analytical Method: 1,8260C
 Analytical Date: 07/18/22 18:37
 Analyst: JC
 Percent Solids: 98%

Parameter	Result	Qualifier	Units	RL	MDL	Dilution Factor
Volatile Organics by GC/MS - Westborough Lab						
Methylene chloride	ND		ug/kg	5.1	2.3	1
1,1-Dichloroethane	ND		ug/kg	1.0	0.15	1
Chloroform	ND		ug/kg	1.5	0.14	1
Carbon tetrachloride	ND		ug/kg	1.0	0.23	1
1,2-Dichloropropane	ND		ug/kg	1.0	0.13	1
Dibromochloromethane	ND		ug/kg	1.0	0.14	1
1,1,2-Trichloroethane	ND		ug/kg	1.0	0.27	1
Tetrachloroethene	ND		ug/kg	0.51	0.20	1
Chlorobenzene	ND		ug/kg	0.51	0.13	1
Trichlorofluoromethane	ND		ug/kg	4.1	0.71	1
1,2-Dichloroethane	ND		ug/kg	1.0	0.26	1
1,1,1-Trichloroethane	ND		ug/kg	0.51	0.17	1
Bromodichloromethane	ND		ug/kg	0.51	0.11	1
trans-1,3-Dichloropropene	ND		ug/kg	1.0	0.28	1
cis-1,3-Dichloropropene	ND		ug/kg	0.51	0.16	1
1,3-Dichloropropene, Total	ND		ug/kg	0.51	0.16	1
1,1-Dichloropropene	ND		ug/kg	0.51	0.16	1
Bromoform	ND		ug/kg	4.1	0.25	1
1,1,2,2-Tetrachloroethane	ND		ug/kg	0.51	0.17	1
Benzene	ND		ug/kg	0.51	0.17	1
Toluene	ND		ug/kg	1.0	0.55	1
Ethylbenzene	ND		ug/kg	1.0	0.14	1
Chloromethane	ND		ug/kg	4.1	0.95	1
Bromomethane	ND		ug/kg	2.0	0.59	1
Vinyl chloride	ND		ug/kg	1.0	0.34	1
Chloroethane	ND		ug/kg	2.0	0.46	1
1,1-Dichloroethene	ND		ug/kg	1.0	0.24	1
trans-1,2-Dichloroethene	ND		ug/kg	1.5	0.14	1

Project Name: SO1241

Lab Number: L2236623

Project Number: SO1241

Report Date: 07/21/22

SAMPLE RESULTS

Lab ID: L2236623-01

Date Collected: 07/08/22 09:10

Client ID: C-01

Date Received: 07/08/22

Sample Location: 43-45 LAFAYETTE AVE., SUFFERN, NY

Field Prep: Not Specified

Sample Depth:

Parameter	Result	Qualifier	Units	RL	MDL	Dilution Factor
Volatile Organics by GC/MS - Westborough Lab						
Trichloroethene	0.18	J	ug/kg	0.51	0.14	1
1,2-Dichlorobenzene	ND		ug/kg	2.0	0.15	1
1,3-Dichlorobenzene	ND		ug/kg	2.0	0.15	1
1,4-Dichlorobenzene	ND		ug/kg	2.0	0.17	1
Methyl tert butyl ether	ND		ug/kg	2.0	0.20	1
p/m-Xylene	ND		ug/kg	2.0	0.57	1
o-Xylene	ND		ug/kg	1.0	0.30	1
Xylenes, Total	ND		ug/kg	1.0	0.30	1
cis-1,2-Dichloroethene	ND		ug/kg	1.0	0.18	1
1,2-Dichloroethene, Total	ND		ug/kg	1.0	0.14	1
Dibromomethane	ND		ug/kg	2.0	0.24	1
Styrene	ND		ug/kg	1.0	0.20	1
Dichlorodifluoromethane	ND		ug/kg	10	0.93	1
Acetone	ND		ug/kg	10	4.9	1
Carbon disulfide	ND		ug/kg	10	4.6	1
2-Butanone	ND		ug/kg	10	2.2	1
Vinyl acetate	ND		ug/kg	10	2.2	1
4-Methyl-2-pentanone	ND		ug/kg	10	1.3	1
1,2,3-Trichloropropane	ND		ug/kg	2.0	0.13	1
2-Hexanone	ND		ug/kg	10	1.2	1
Bromochloromethane	ND		ug/kg	2.0	0.21	1
2,2-Dichloropropane	ND		ug/kg	2.0	0.20	1
1,2-Dibromoethane	ND		ug/kg	1.0	0.28	1
1,3-Dichloropropane	ND		ug/kg	2.0	0.17	1
1,1,1,2-Tetrachloroethane	ND		ug/kg	0.51	0.13	1
Bromobenzene	ND		ug/kg	2.0	0.15	1
n-Butylbenzene	ND		ug/kg	1.0	0.17	1
sec-Butylbenzene	ND		ug/kg	1.0	0.15	1
tert-Butylbenzene	ND		ug/kg	2.0	0.12	1
o-Chlorotoluene	ND		ug/kg	2.0	0.19	1
p-Chlorotoluene	ND		ug/kg	2.0	0.11	1
1,2-Dibromo-3-chloropropane	ND		ug/kg	3.0	1.0	1
Hexachlorobutadiene	ND		ug/kg	4.1	0.17	1
Isopropylbenzene	ND		ug/kg	1.0	0.11	1
p-Isopropyltoluene	ND		ug/kg	1.0	0.11	1
Naphthalene	ND		ug/kg	4.1	0.66	1
Acrylonitrile	ND		ug/kg	4.1	1.2	1

Project Name: SO1241

Lab Number: L2236623

Project Number: SO1241

Report Date: 07/21/22

SAMPLE RESULTS

Lab ID: L2236623-01

Date Collected: 07/08/22 09:10

Client ID: C-01

Date Received: 07/08/22

Sample Location: 43-45 LAFAYETTE AVE., SUFFERN, NY

Field Prep: Not Specified

Sample Depth:

Parameter	Result	Qualifier	Units	RL	MDL	Dilution Factor
Volatile Organics by GC/MS - Westborough Lab						
n-Propylbenzene	ND		ug/kg	1.0	0.17	1
1,2,3-Trichlorobenzene	ND		ug/kg	2.0	0.33	1
1,2,4-Trichlorobenzene	ND		ug/kg	2.0	0.28	1
1,3,5-Trimethylbenzene	ND		ug/kg	2.0	0.20	1
1,2,4-Trimethylbenzene	ND		ug/kg	2.0	0.34	1
1,4-Dioxane	ND		ug/kg	81	36.	1
p-Diethylbenzene	ND		ug/kg	2.0	0.18	1
p-Ethyltoluene	ND		ug/kg	2.0	0.39	1
1,2,4,5-Tetramethylbenzene	ND		ug/kg	2.0	0.19	1
Ethyl ether	ND		ug/kg	2.0	0.35	1
trans-1,4-Dichloro-2-butene	ND		ug/kg	5.1	1.4	1

Tentatively Identified Compounds

Total TIC Compounds	43.4	J	ug/kg			1
Unknown	6.12	J	ug/kg			1
Unknown	31.0	J	ug/kg			1
Unknown Organic Acid	3.99	J	ug/kg			1
Unknown	2.24	J	ug/kg			1

Surrogate	% Recovery	Qualifier	Acceptance Criteria
1,2-Dichloroethane-d4	107		70-130
Toluene-d8	98		70-130
4-Bromofluorobenzene	101		70-130
Dibromofluoromethane	100		70-130

Project Name: SO1241

Lab Number: L2236623

Project Number: SO1241

Report Date: 07/21/22

SAMPLE RESULTS

Lab ID: L2236623-02
 Client ID: C-02
 Sample Location: 43-45 LAFAYETTE AVE., SUFFERN, NY

Date Collected: 07/08/22 11:15
 Date Received: 07/08/22
 Field Prep: Not Specified

Sample Depth:

Matrix: Solid
 Analytical Method: 1,8260C
 Analytical Date: 07/18/22 18:58
 Analyst: JC
 Percent Solids: 98%

Parameter	Result	Qualifier	Units	RL	MDL	Dilution Factor
Volatile Organics by GC/MS - Westborough Lab						
Methylene chloride	ND		ug/kg	5.1	2.4	1
1,1-Dichloroethane	ND		ug/kg	1.0	0.15	1
Chloroform	ND		ug/kg	1.5	0.14	1
Carbon tetrachloride	ND		ug/kg	1.0	0.24	1
1,2-Dichloropropane	ND		ug/kg	1.0	0.13	1
Dibromochloromethane	ND		ug/kg	1.0	0.14	1
1,1,2-Trichloroethane	ND		ug/kg	1.0	0.27	1
Tetrachloroethene	0.36	J	ug/kg	0.51	0.20	1
Chlorobenzene	ND		ug/kg	0.51	0.13	1
Trichlorofluoromethane	ND		ug/kg	4.1	0.71	1
1,2-Dichloroethane	ND		ug/kg	1.0	0.26	1
1,1,1-Trichloroethane	ND		ug/kg	0.51	0.17	1
Bromodichloromethane	ND		ug/kg	0.51	0.11	1
trans-1,3-Dichloropropene	ND		ug/kg	1.0	0.28	1
cis-1,3-Dichloropropene	ND		ug/kg	0.51	0.16	1
1,3-Dichloropropene, Total	ND		ug/kg	0.51	0.16	1
1,1-Dichloropropene	ND		ug/kg	0.51	0.16	1
Bromoform	ND		ug/kg	4.1	0.25	1
1,1,2,2-Tetrachloroethane	ND		ug/kg	0.51	0.17	1
Benzene	ND		ug/kg	0.51	0.17	1
Toluene	0.67	J	ug/kg	1.0	0.56	1
Ethylbenzene	0.17	J	ug/kg	1.0	0.14	1
Chloromethane	ND		ug/kg	4.1	0.96	1
Bromomethane	ND		ug/kg	2.0	0.60	1
Vinyl chloride	ND		ug/kg	1.0	0.34	1
Chloroethane	ND		ug/kg	2.0	0.46	1
1,1-Dichloroethene	ND		ug/kg	1.0	0.24	1
trans-1,2-Dichloroethene	ND		ug/kg	1.5	0.14	1

Project Name: SO1241

Lab Number: L2236623

Project Number: SO1241

Report Date: 07/21/22

SAMPLE RESULTS

Lab ID: L2236623-02
 Client ID: C-02
 Sample Location: 43-45 LAFAYETTE AVE., SUFFERN, NY

Date Collected: 07/08/22 11:15
 Date Received: 07/08/22
 Field Prep: Not Specified

Sample Depth:

Parameter	Result	Qualifier	Units	RL	MDL	Dilution Factor
Volatile Organics by GC/MS - Westborough Lab						
Trichloroethene	0.24	J	ug/kg	0.51	0.14	1
1,2-Dichlorobenzene	ND		ug/kg	2.0	0.15	1
1,3-Dichlorobenzene	ND		ug/kg	2.0	0.15	1
1,4-Dichlorobenzene	ND		ug/kg	2.0	0.18	1
Methyl tert butyl ether	ND		ug/kg	2.0	0.21	1
p/m-Xylene	0.72	J	ug/kg	2.0	0.57	1
o-Xylene	ND		ug/kg	1.0	0.30	1
Xylenes, Total	0.72	J	ug/kg	1.0	0.30	1
cis-1,2-Dichloroethene	0.26	J	ug/kg	1.0	0.18	1
1,2-Dichloroethene, Total	0.26	J	ug/kg	1.0	0.14	1
Dibromomethane	ND		ug/kg	2.0	0.24	1
Styrene	0.21	J	ug/kg	1.0	0.20	1
Dichlorodifluoromethane	ND		ug/kg	10	0.94	1
Acetone	6.8	J	ug/kg	10	4.9	1
Carbon disulfide	ND		ug/kg	10	4.7	1
2-Butanone	ND		ug/kg	10	2.3	1
Vinyl acetate	ND		ug/kg	10	2.2	1
4-Methyl-2-pentanone	ND		ug/kg	10	1.3	1
1,2,3-Trichloropropane	ND		ug/kg	2.0	0.13	1
2-Hexanone	ND		ug/kg	10	1.2	1
Bromochloromethane	ND		ug/kg	2.0	0.21	1
2,2-Dichloropropane	ND		ug/kg	2.0	0.21	1
1,2-Dibromoethane	ND		ug/kg	1.0	0.29	1
1,3-Dichloropropane	ND		ug/kg	2.0	0.17	1
1,1,1,2-Tetrachloroethane	ND		ug/kg	0.51	0.14	1
Bromobenzene	ND		ug/kg	2.0	0.15	1
n-Butylbenzene	ND		ug/kg	1.0	0.17	1
sec-Butylbenzene	ND		ug/kg	1.0	0.15	1
tert-Butylbenzene	ND		ug/kg	2.0	0.12	1
o-Chlorotoluene	ND		ug/kg	2.0	0.20	1
p-Chlorotoluene	ND		ug/kg	2.0	0.11	1
1,2-Dibromo-3-chloropropane	ND		ug/kg	3.1	1.0	1
Hexachlorobutadiene	ND		ug/kg	4.1	0.17	1
Isopropylbenzene	ND		ug/kg	1.0	0.11	1
p-Isopropyltoluene	0.12	J	ug/kg	1.0	0.11	1
Naphthalene	ND		ug/kg	4.1	0.67	1
Acrylonitrile	ND		ug/kg	4.1	1.2	1

Project Name: SO1241

Lab Number: L2236623

Project Number: SO1241

Report Date: 07/21/22

SAMPLE RESULTS

Lab ID: L2236623-02

Date Collected: 07/08/22 11:15

Client ID: C-02

Date Received: 07/08/22

Sample Location: 43-45 LAFAYETTE AVE., SUFFERN, NY

Field Prep: Not Specified

Sample Depth:

Parameter	Result	Qualifier	Units	RL	MDL	Dilution Factor
Volatile Organics by GC/MS - Westborough Lab						
n-Propylbenzene	ND		ug/kg	1.0	0.18	1
1,2,3-Trichlorobenzene	ND		ug/kg	2.0	0.33	1
1,2,4-Trichlorobenzene	ND		ug/kg	2.0	0.28	1
1,3,5-Trimethylbenzene	ND		ug/kg	2.0	0.20	1
1,2,4-Trimethylbenzene	0.34	J	ug/kg	2.0	0.34	1
1,4-Dioxane	ND		ug/kg	82	36.	1
p-Diethylbenzene	ND		ug/kg	2.0	0.18	1
p-Ethyltoluene	ND		ug/kg	2.0	0.39	1
1,2,4,5-Tetramethylbenzene	ND		ug/kg	2.0	0.20	1
Ethyl ether	ND		ug/kg	2.0	0.35	1
trans-1,4-Dichloro-2-butene	ND		ug/kg	5.1	1.4	1

Tentatively Identified Compounds

Total TIC Compounds	183	J	ug/kg			1
Unknown	2.52	J	ug/kg			1
Unknown	83.6	J	ug/kg			1
Unknown	15.2	J	ug/kg			1
1-Butanol	7.48	NJ	ug/kg			1
Unknown	73.8	J	ug/kg			1

Surrogate	% Recovery	Qualifier	Acceptance Criteria
1,2-Dichloroethane-d4	108		70-130
Toluene-d8	99		70-130
4-Bromofluorobenzene	101		70-130
Dibromofluoromethane	101		70-130

Project Name: SO1241

Lab Number: L2236623

Project Number: SO1241

Report Date: 07/21/22

SAMPLE RESULTS

Lab ID: L2236623-03
 Client ID: C-03
 Sample Location: 43-45 LAFAYETTE AVE., SUFFERN, NY

Date Collected: 07/08/22 12:00
 Date Received: 07/08/22
 Field Prep: Not Specified

Sample Depth:

Matrix: Solid
 Analytical Method: 1,8260C
 Analytical Date: 07/18/22 19:19
 Analyst: JC
 Percent Solids: 97%

Parameter	Result	Qualifier	Units	RL	MDL	Dilution Factor
Volatile Organics by GC/MS - Westborough Lab						
Methylene chloride	ND		ug/kg	5.4	2.5	1
1,1-Dichloroethane	ND		ug/kg	1.1	0.16	1
Chloroform	ND		ug/kg	1.6	0.15	1
Carbon tetrachloride	ND		ug/kg	1.1	0.25	1
1,2-Dichloropropane	ND		ug/kg	1.1	0.13	1
Dibromochloromethane	ND		ug/kg	1.1	0.15	1
1,1,2-Trichloroethane	ND		ug/kg	1.1	0.29	1
Tetrachloroethene	ND		ug/kg	0.54	0.21	1
Chlorobenzene	ND		ug/kg	0.54	0.14	1
Trichlorofluoromethane	ND		ug/kg	4.3	0.75	1
1,2-Dichloroethane	ND		ug/kg	1.1	0.28	1
1,1,1-Trichloroethane	ND		ug/kg	0.54	0.18	1
Bromodichloromethane	ND		ug/kg	0.54	0.12	1
trans-1,3-Dichloropropene	ND		ug/kg	1.1	0.29	1
cis-1,3-Dichloropropene	ND		ug/kg	0.54	0.17	1
1,3-Dichloropropene, Total	ND		ug/kg	0.54	0.17	1
1,1-Dichloropropene	ND		ug/kg	0.54	0.17	1
Bromoform	ND		ug/kg	4.3	0.26	1
1,1,2,2-Tetrachloroethane	ND		ug/kg	0.54	0.18	1
Benzene	ND		ug/kg	0.54	0.18	1
Toluene	ND		ug/kg	1.1	0.58	1
Ethylbenzene	ND		ug/kg	1.1	0.15	1
Chloromethane	ND		ug/kg	4.3	1.0	1
Bromomethane	ND		ug/kg	2.2	0.63	1
Vinyl chloride	ND		ug/kg	1.1	0.36	1
Chloroethane	ND		ug/kg	2.2	0.49	1
1,1-Dichloroethene	ND		ug/kg	1.1	0.26	1
trans-1,2-Dichloroethene	ND		ug/kg	1.6	0.15	1

Project Name: SO1241

Lab Number: L2236623

Project Number: SO1241

Report Date: 07/21/22

SAMPLE RESULTS

Lab ID: L2236623-03
 Client ID: C-03
 Sample Location: 43-45 LAFAYETTE AVE., SUFFERN, NY

Date Collected: 07/08/22 12:00
 Date Received: 07/08/22
 Field Prep: Not Specified

Sample Depth:

Parameter	Result	Qualifier	Units	RL	MDL	Dilution Factor
Volatile Organics by GC/MS - Westborough Lab						
Trichloroethene	ND		ug/kg	0.54	0.15	1
1,2-Dichlorobenzene	ND		ug/kg	2.2	0.16	1
1,3-Dichlorobenzene	ND		ug/kg	2.2	0.16	1
1,4-Dichlorobenzene	ND		ug/kg	2.2	0.18	1
Methyl tert butyl ether	ND		ug/kg	2.2	0.22	1
p/m-Xylene	ND		ug/kg	2.2	0.60	1
o-Xylene	ND		ug/kg	1.1	0.31	1
Xylenes, Total	ND		ug/kg	1.1	0.31	1
cis-1,2-Dichloroethene	ND		ug/kg	1.1	0.19	1
1,2-Dichloroethene, Total	ND		ug/kg	1.1	0.15	1
Dibromomethane	ND		ug/kg	2.2	0.26	1
Styrene	ND		ug/kg	1.1	0.21	1
Dichlorodifluoromethane	ND		ug/kg	11	0.99	1
Acetone	ND		ug/kg	11	5.2	1
Carbon disulfide	ND		ug/kg	11	4.9	1
2-Butanone	ND		ug/kg	11	2.4	1
Vinyl acetate	ND		ug/kg	11	2.3	1
4-Methyl-2-pentanone	ND		ug/kg	11	1.4	1
1,2,3-Trichloropropane	ND		ug/kg	2.2	0.14	1
2-Hexanone	ND		ug/kg	11	1.3	1
Bromochloromethane	ND		ug/kg	2.2	0.22	1
2,2-Dichloropropane	ND		ug/kg	2.2	0.22	1
1,2-Dibromoethane	ND		ug/kg	1.1	0.30	1
1,3-Dichloropropane	ND		ug/kg	2.2	0.18	1
1,1,1,2-Tetrachloroethane	ND		ug/kg	0.54	0.14	1
Bromobenzene	ND		ug/kg	2.2	0.16	1
n-Butylbenzene	ND		ug/kg	1.1	0.18	1
sec-Butylbenzene	ND		ug/kg	1.1	0.16	1
tert-Butylbenzene	ND		ug/kg	2.2	0.13	1
o-Chlorotoluene	ND		ug/kg	2.2	0.20	1
p-Chlorotoluene	ND		ug/kg	2.2	0.12	1
1,2-Dibromo-3-chloropropane	ND		ug/kg	3.2	1.1	1
Hexachlorobutadiene	ND		ug/kg	4.3	0.18	1
Isopropylbenzene	ND		ug/kg	1.1	0.12	1
p-Isopropyltoluene	ND		ug/kg	1.1	0.12	1
Naphthalene	ND		ug/kg	4.3	0.70	1
Acrylonitrile	ND		ug/kg	4.3	1.2	1

Project Name: SO1241

Lab Number: L2236623

Project Number: SO1241

Report Date: 07/21/22

SAMPLE RESULTS

Lab ID: L2236623-03

Date Collected: 07/08/22 12:00

Client ID: C-03

Date Received: 07/08/22

Sample Location: 43-45 LAFAYETTE AVE., SUFFERN, NY

Field Prep: Not Specified

Sample Depth:

Parameter	Result	Qualifier	Units	RL	MDL	Dilution Factor
Volatile Organics by GC/MS - Westborough Lab						
n-Propylbenzene	ND		ug/kg	1.1	0.18	1
1,2,3-Trichlorobenzene	ND		ug/kg	2.2	0.35	1
1,2,4-Trichlorobenzene	ND		ug/kg	2.2	0.29	1
1,3,5-Trimethylbenzene	ND		ug/kg	2.2	0.21	1
1,2,4-Trimethylbenzene	ND		ug/kg	2.2	0.36	1
1,4-Dioxane	ND		ug/kg	86	38.	1
p-Diethylbenzene	ND		ug/kg	2.2	0.19	1
p-Ethyltoluene	ND		ug/kg	2.2	0.41	1
1,2,4,5-Tetramethylbenzene	ND		ug/kg	2.2	0.20	1
Ethyl ether	ND		ug/kg	2.2	0.37	1
trans-1,4-Dichloro-2-butene	ND		ug/kg	5.4	1.5	1

Tentatively Identified Compounds

Total TIC Compounds	52.4	J	ug/kg			1
7-Octen-2-ol, 2,6-dimethyl-	2.98	NJ	ug/kg			1
Butylated Hydroxytoluene	3.10	NJ	ug/kg			1
Unknown	10.1	J	ug/kg			1
1-Hexanol, 2-ethyl-	6.76	NJ	ug/kg			1
Unknown	2.30	J	ug/kg			1
Unknown Organic Acid	15.9	J	ug/kg			1
Unknown	11.3	J	ug/kg			1

Surrogate	% Recovery	Qualifier	Acceptance Criteria
1,2-Dichloroethane-d4	108		70-130
Toluene-d8	96		70-130
4-Bromofluorobenzene	101		70-130
Dibromofluoromethane	100		70-130

Project Name: SO1241

Lab Number: L2236623

Project Number: SO1241

Report Date: 07/21/22

SAMPLE RESULTS

Lab ID: L2236623-04
 Client ID: C-04
 Sample Location: 43-45 LAFAYETTE AVE., SUFFERN, NY

Date Collected: 07/08/22 12:45
 Date Received: 07/08/22
 Field Prep: Not Specified

Sample Depth:

Matrix: Solid
 Analytical Method: 1,8260C
 Analytical Date: 07/18/22 19:41
 Analyst: JC
 Percent Solids: 98%

Parameter	Result	Qualifier	Units	RL	MDL	Dilution Factor
Volatile Organics by GC/MS - Westborough Lab						
Methylene chloride	ND		ug/kg	4.8	2.2	1
1,1-Dichloroethane	ND		ug/kg	0.95	0.14	1
Chloroform	ND		ug/kg	1.4	0.13	1
Carbon tetrachloride	ND		ug/kg	0.95	0.22	1
1,2-Dichloropropane	ND		ug/kg	0.95	0.12	1
Dibromochloromethane	ND		ug/kg	0.95	0.13	1
1,1,2-Trichloroethane	ND		ug/kg	0.95	0.25	1
Tetrachloroethene	ND		ug/kg	0.48	0.19	1
Chlorobenzene	ND		ug/kg	0.48	0.12	1
Trichlorofluoromethane	ND		ug/kg	3.8	0.66	1
1,2-Dichloroethane	ND		ug/kg	0.95	0.24	1
1,1,1-Trichloroethane	ND		ug/kg	0.48	0.16	1
Bromodichloromethane	ND		ug/kg	0.48	0.10	1
trans-1,3-Dichloropropene	ND		ug/kg	0.95	0.26	1
cis-1,3-Dichloropropene	ND		ug/kg	0.48	0.15	1
1,3-Dichloropropene, Total	ND		ug/kg	0.48	0.15	1
1,1-Dichloropropene	ND		ug/kg	0.48	0.15	1
Bromoform	ND		ug/kg	3.8	0.23	1
1,1,2,2-Tetrachloroethane	ND		ug/kg	0.48	0.16	1
Benzene	ND		ug/kg	0.48	0.16	1
Toluene	ND		ug/kg	0.95	0.52	1
Ethylbenzene	ND		ug/kg	0.95	0.13	1
Chloromethane	ND		ug/kg	3.8	0.88	1
Bromomethane	ND		ug/kg	1.9	0.55	1
Vinyl chloride	ND		ug/kg	0.95	0.32	1
Chloroethane	ND		ug/kg	1.9	0.43	1
1,1-Dichloroethene	ND		ug/kg	0.95	0.23	1
trans-1,2-Dichloroethene	ND		ug/kg	1.4	0.13	1

Project Name: SO1241

Lab Number: L2236623

Project Number: SO1241

Report Date: 07/21/22

SAMPLE RESULTS

Lab ID: L2236623-04
 Client ID: C-04
 Sample Location: 43-45 LAFAYETTE AVE., SUFFERN, NY

Date Collected: 07/08/22 12:45
 Date Received: 07/08/22
 Field Prep: Not Specified

Sample Depth:

Parameter	Result	Qualifier	Units	RL	MDL	Dilution Factor
Volatile Organics by GC/MS - Westborough Lab						
Trichloroethene	ND		ug/kg	0.48	0.13	1
1,2-Dichlorobenzene	ND		ug/kg	1.9	0.14	1
1,3-Dichlorobenzene	ND		ug/kg	1.9	0.14	1
1,4-Dichlorobenzene	ND		ug/kg	1.9	0.16	1
Methyl tert butyl ether	ND		ug/kg	1.9	0.19	1
p/m-Xylene	ND		ug/kg	1.9	0.53	1
o-Xylene	ND		ug/kg	0.95	0.28	1
Xylenes, Total	ND		ug/kg	0.95	0.28	1
cis-1,2-Dichloroethene	ND		ug/kg	0.95	0.17	1
1,2-Dichloroethene, Total	ND		ug/kg	0.95	0.13	1
Dibromomethane	ND		ug/kg	1.9	0.23	1
Styrene	ND		ug/kg	0.95	0.19	1
Dichlorodifluoromethane	ND		ug/kg	9.5	0.87	1
Acetone	220		ug/kg	9.5	4.6	1
Carbon disulfide	ND		ug/kg	9.5	4.3	1
2-Butanone	ND		ug/kg	9.5	2.1	1
Vinyl acetate	ND		ug/kg	9.5	2.0	1
4-Methyl-2-pentanone	ND		ug/kg	9.5	1.2	1
1,2,3-Trichloropropane	ND		ug/kg	1.9	0.12	1
2-Hexanone	ND		ug/kg	9.5	1.1	1
Bromochloromethane	ND		ug/kg	1.9	0.19	1
2,2-Dichloropropane	ND		ug/kg	1.9	0.19	1
1,2-Dibromoethane	ND		ug/kg	0.95	0.26	1
1,3-Dichloropropane	ND		ug/kg	1.9	0.16	1
1,1,1,2-Tetrachloroethane	ND		ug/kg	0.48	0.12	1
Bromobenzene	ND		ug/kg	1.9	0.14	1
n-Butylbenzene	ND		ug/kg	0.95	0.16	1
sec-Butylbenzene	ND		ug/kg	0.95	0.14	1
tert-Butylbenzene	ND		ug/kg	1.9	0.11	1
o-Chlorotoluene	ND		ug/kg	1.9	0.18	1
p-Chlorotoluene	ND		ug/kg	1.9	0.10	1
1,2-Dibromo-3-chloropropane	ND		ug/kg	2.8	0.95	1
Hexachlorobutadiene	ND		ug/kg	3.8	0.16	1
Isopropylbenzene	ND		ug/kg	0.95	0.10	1
p-Isopropyltoluene	ND		ug/kg	0.95	0.10	1
Naphthalene	ND		ug/kg	3.8	0.62	1
Acrylonitrile	ND		ug/kg	3.8	1.1	1

Project Name: SO1241

Lab Number: L2236623

Project Number: SO1241

Report Date: 07/21/22

SAMPLE RESULTS

Lab ID: L2236623-04

Date Collected: 07/08/22 12:45

Client ID: C-04

Date Received: 07/08/22

Sample Location: 43-45 LAFAYETTE AVE., SUFFERN, NY

Field Prep: Not Specified

Sample Depth:

Parameter	Result	Qualifier	Units	RL	MDL	Dilution Factor
Volatile Organics by GC/MS - Westborough Lab						
n-Propylbenzene	ND		ug/kg	0.95	0.16	1
1,2,3-Trichlorobenzene	ND		ug/kg	1.9	0.31	1
1,2,4-Trichlorobenzene	ND		ug/kg	1.9	0.26	1
1,3,5-Trimethylbenzene	ND		ug/kg	1.9	0.18	1
1,2,4-Trimethylbenzene	ND		ug/kg	1.9	0.32	1
1,4-Dioxane	ND		ug/kg	76	33.	1
p-Diethylbenzene	ND		ug/kg	1.9	0.17	1
p-Ethyltoluene	ND		ug/kg	1.9	0.36	1
1,2,4,5-Tetramethylbenzene	ND		ug/kg	1.9	0.18	1
Ethyl ether	ND		ug/kg	1.9	0.32	1
trans-1,4-Dichloro-2-butene	ND		ug/kg	4.8	1.3	1

Tentatively Identified Compounds

Total TIC Compounds	275	J	ug/kg		1
Unknown	27.2	J	ug/kg		1
Unknown	7.73	J	ug/kg		1
Unknown	203	J	ug/kg		1
Unknown	19.5	J	ug/kg		1
Butylated Hydroxytoluene	17.8	NJ	ug/kg		1

Surrogate	% Recovery	Qualifier	Acceptance Criteria
1,2-Dichloroethane-d4	110		70-130
Toluene-d8	96		70-130
4-Bromofluorobenzene	101		70-130
Dibromofluoromethane	99		70-130

Project Name: SO1241

Lab Number: L2236623

Project Number: SO1241

Report Date: 07/21/22

Method Blank Analysis Batch Quality Control

Analytical Method: 1,8260C
 Analytical Date: 07/18/22 12:49
 Analyst: MKS

Parameter	Result	Qualifier	Units	RL	MDL
Volatile Organics by GC/MS - Westborough Lab for sample(s): 01-04 Batch: WG1664756-5					
Methylene chloride	ND		ug/kg	5.0	2.3
1,1-Dichloroethane	ND		ug/kg	1.0	0.14
Chloroform	ND		ug/kg	1.5	0.14
Carbon tetrachloride	ND		ug/kg	1.0	0.23
1,2-Dichloropropane	ND		ug/kg	1.0	0.12
Dibromochloromethane	ND		ug/kg	1.0	0.14
1,1,2-Trichloroethane	ND		ug/kg	1.0	0.27
Tetrachloroethene	ND		ug/kg	0.50	0.20
Chlorobenzene	ND		ug/kg	0.50	0.13
Trichlorofluoromethane	ND		ug/kg	4.0	0.70
1,2-Dichloroethane	ND		ug/kg	1.0	0.26
1,1,1-Trichloroethane	ND		ug/kg	0.50	0.17
Bromodichloromethane	ND		ug/kg	0.50	0.11
trans-1,3-Dichloropropene	ND		ug/kg	1.0	0.27
cis-1,3-Dichloropropene	ND		ug/kg	0.50	0.16
1,3-Dichloropropene, Total	ND		ug/kg	0.50	0.16
1,1-Dichloropropene	ND		ug/kg	0.50	0.16
Bromoform	ND		ug/kg	4.0	0.25
1,1,2,2-Tetrachloroethane	ND		ug/kg	0.50	0.17
Benzene	ND		ug/kg	0.50	0.17
Toluene	ND		ug/kg	1.0	0.54
Ethylbenzene	ND		ug/kg	1.0	0.14
Chloromethane	ND		ug/kg	4.0	0.93
Bromomethane	ND		ug/kg	2.0	0.58
Vinyl chloride	ND		ug/kg	1.0	0.34
Chloroethane	ND		ug/kg	2.0	0.45
1,1-Dichloroethene	ND		ug/kg	1.0	0.24
trans-1,2-Dichloroethene	ND		ug/kg	1.5	0.14
Trichloroethene	ND		ug/kg	0.50	0.14

Project Name: SO1241
Project Number: SO1241

Lab Number: L2236623
Report Date: 07/21/22

Method Blank Analysis Batch Quality Control

Analytical Method: 1,8260C
Analytical Date: 07/18/22 12:49
Analyst: MKS

Parameter	Result	Qualifier	Units	RL	MDL
Volatile Organics by GC/MS - Westborough Lab for sample(s): 01-04 Batch: WG1664756-5					
1,2-Dichlorobenzene	ND		ug/kg	2.0	0.14
1,3-Dichlorobenzene	ND		ug/kg	2.0	0.15
1,4-Dichlorobenzene	ND		ug/kg	2.0	0.17
Methyl tert butyl ether	ND		ug/kg	2.0	0.20
p/m-Xylene	ND		ug/kg	2.0	0.56
o-Xylene	ND		ug/kg	1.0	0.29
Xylenes, Total	ND		ug/kg	1.0	0.29
cis-1,2-Dichloroethene	ND		ug/kg	1.0	0.18
1,2-Dichloroethene, Total	ND		ug/kg	1.0	0.14
Dibromomethane	ND		ug/kg	2.0	0.24
Styrene	ND		ug/kg	1.0	0.20
Dichlorodifluoromethane	ND		ug/kg	10	0.92
Acetone	ND		ug/kg	10	4.8
Carbon disulfide	ND		ug/kg	10	4.6
2-Butanone	ND		ug/kg	10	2.2
Vinyl acetate	ND		ug/kg	10	2.2
4-Methyl-2-pentanone	ND		ug/kg	10	1.3
1,2,3-Trichloropropane	ND		ug/kg	2.0	0.13
2-Hexanone	ND		ug/kg	10	1.2
Bromochloromethane	ND		ug/kg	2.0	0.20
2,2-Dichloropropane	ND		ug/kg	2.0	0.20
1,2-Dibromoethane	ND		ug/kg	1.0	0.28
1,3-Dichloropropane	ND		ug/kg	2.0	0.17
1,1,1,2-Tetrachloroethane	ND		ug/kg	0.50	0.13
Bromobenzene	ND		ug/kg	2.0	0.14
n-Butylbenzene	ND		ug/kg	1.0	0.17
sec-Butylbenzene	ND		ug/kg	1.0	0.15
tert-Butylbenzene	ND		ug/kg	2.0	0.12
o-Chlorotoluene	ND		ug/kg	2.0	0.19

Project Name: SO1241
Project Number: SO1241

Lab Number: L2236623
Report Date: 07/21/22

Method Blank Analysis Batch Quality Control

Analytical Method: 1,8260C
Analytical Date: 07/18/22 12:49
Analyst: MKS

Parameter	Result	Qualifier	Units	RL	MDL
Volatile Organics by GC/MS - Westborough Lab for sample(s): 01-04 Batch: WG1664756-5					
p-Chlorotoluene	ND		ug/kg	2.0	0.11
1,2-Dibromo-3-chloropropane	ND		ug/kg	3.0	1.0
Hexachlorobutadiene	ND		ug/kg	4.0	0.17
Isopropylbenzene	ND		ug/kg	1.0	0.11
p-Isopropyltoluene	ND		ug/kg	1.0	0.11
Naphthalene	ND		ug/kg	4.0	0.65
Acrylonitrile	ND		ug/kg	4.0	1.2
n-Propylbenzene	ND		ug/kg	1.0	0.17
1,2,3-Trichlorobenzene	ND		ug/kg	2.0	0.32
1,2,4-Trichlorobenzene	ND		ug/kg	2.0	0.27
1,3,5-Trimethylbenzene	ND		ug/kg	2.0	0.19
1,2,4-Trimethylbenzene	ND		ug/kg	2.0	0.33
1,4-Dioxane	ND		ug/kg	80	35.
p-Diethylbenzene	ND		ug/kg	2.0	0.18
p-Ethyltoluene	ND		ug/kg	2.0	0.38
1,2,4,5-Tetramethylbenzene	ND		ug/kg	2.0	0.19
Ethyl ether	ND		ug/kg	2.0	0.34
trans-1,4-Dichloro-2-butene	ND		ug/kg	5.0	1.4

Tentatively Identified Compounds

Total TIC Compounds	4.29	J	ug/kg
Cyclotrisiloxane, Hexamethyl-	2.05	NJ	ug/kg
Unknown	2.24	J	ug/kg

Project Name: SO1241

Lab Number: L2236623

Project Number: SO1241

Report Date: 07/21/22

Method Blank Analysis
Batch Quality Control

Analytical Method: 1,8260C
 Analytical Date: 07/18/22 12:49
 Analyst: MKS

Parameter	Result	Qualifier	Units	RL	MDL
Volatile Organics by GC/MS - Westborough Lab for sample(s): 01-04 Batch: WG1664756-5					

Surrogate	%Recovery	Qualifier	Acceptance Criteria
1,2-Dichloroethane-d4	111		70-130
Toluene-d8	96		70-130
4-Bromofluorobenzene	97		70-130
Dibromofluoromethane	103		70-130

Lab Control Sample Analysis

Batch Quality Control

Project Name: SO1241

Lab Number: L2236623

Project Number: SO1241

Report Date: 07/21/22

Parameter	LCS %Recovery	Qual	LCSD %Recovery	Qual	%Recovery Limits	RPD	Qual	RPD Limits
Volatile Organics by GC/MS - Westborough Lab Associated sample(s): 01-04 Batch: WG1664756-3 WG1664756-4								
Methylene chloride	106		104		70-130	2		30
1,1-Dichloroethane	106		102		70-130	4		30
Chloroform	104		102		70-130	2		30
Carbon tetrachloride	104		102		70-130	2		30
1,2-Dichloropropane	107		104		70-130	3		30
Dibromochloromethane	100		100		70-130	0		30
1,1,2-Trichloroethane	102		101		70-130	1		30
Tetrachloroethene	106		104		70-130	2		30
Chlorobenzene	102		100		70-130	2		30
Trichlorofluoromethane	107		105		70-139	2		30
1,2-Dichloroethane	104		101		70-130	3		30
1,1,1-Trichloroethane	106		104		70-130	2		30
Bromodichloromethane	103		102		70-130	1		30
trans-1,3-Dichloropropene	102		100		70-130	2		30
cis-1,3-Dichloropropene	105		102		70-130	3		30
1,1-Dichloropropene	111		110		70-130	1		30
Bromoform	93		93		70-130	0		30
1,1,2,2-Tetrachloroethane	96		94		70-130	2		30
Benzene	105		104		70-130	1		30
Toluene	100		99		70-130	1		30
Ethylbenzene	105		103		70-130	2		30
Chloromethane	102		99		52-130	3		30
Bromomethane	116		113		57-147	3		30

Lab Control Sample Analysis

Batch Quality Control

Project Name: SO1241

Project Number: SO1241

Lab Number: L2236623

Report Date: 07/21/22

Parameter	LCS %Recovery	Qual	LCSD %Recovery	Qual	%Recovery Limits	RPD	Qual	RPD Limits
Volatile Organics by GC/MS - Westborough Lab Associated sample(s): 01-04 Batch: WG1664756-3 WG1664756-4								
Vinyl chloride	109		105		67-130	4		30
Chloroethane	107		106		50-151	1		30
1,1-Dichloroethene	103		102		65-135	1		30
trans-1,2-Dichloroethene	104		103		70-130	1		30
Trichloroethene	110		109		70-130	1		30
1,2-Dichlorobenzene	99		98		70-130	1		30
1,3-Dichlorobenzene	100		98		70-130	2		30
1,4-Dichlorobenzene	98		98		70-130	0		30
Methyl tert butyl ether	100		100		66-130	0		30
p/m-Xylene	104		103		70-130	1		30
o-Xylene	102		101		70-130	1		30
cis-1,2-Dichloroethene	104		100		70-130	4		30
Dibromomethane	98		98		70-130	0		30
Styrene	103		102		70-130	1		30
Dichlorodifluoromethane	104		100		30-146	4		30
Acetone	118		129		54-140	9		30
Carbon disulfide	106		104		59-130	2		30
2-Butanone	94		89		70-130	5		30
Vinyl acetate	101		95		70-130	6		30
4-Methyl-2-pentanone	97		98		70-130	1		30
1,2,3-Trichloropropane	99		98		68-130	1		30
2-Hexanone	96		95		70-130	1		30
Bromochloromethane	100		99		70-130	1		30

Lab Control Sample Analysis

Batch Quality Control

Project Name: SO1241

Lab Number: L2236623

Project Number: SO1241

Report Date: 07/21/22

Parameter	LCS %Recovery	Qual	LCSD %Recovery	Qual	%Recovery Limits	RPD	Qual	RPD Limits
Volatile Organics by GC/MS - Westborough Lab Associated sample(s): 01-04 Batch: WG1664756-3 WG1664756-4								
2,2-Dichloropropane	105		102		70-130	3		30
1,2-Dibromoethane	101		101		70-130	0		30
1,3-Dichloropropane	102		100		69-130	2		30
1,1,1,2-Tetrachloroethane	102		101		70-130	1		30
Bromobenzene	100		98		70-130	2		30
n-Butylbenzene	108		106		70-130	2		30
sec-Butylbenzene	107		104		70-130	3		30
tert-Butylbenzene	104		101		70-130	3		30
o-Chlorotoluene	122		119		70-130	2		30
p-Chlorotoluene	104		101		70-130	3		30
1,2-Dibromo-3-chloropropane	88		90		68-130	2		30
Hexachlorobutadiene	102		102		67-130	0		30
Isopropylbenzene	104		102		70-130	2		30
p-Isopropyltoluene	107		105		70-130	2		30
Naphthalene	98		98		70-130	0		30
Acrylonitrile	96		96		70-130	0		30
n-Propylbenzene	106		103		70-130	3		30
1,2,3-Trichlorobenzene	99		97		70-130	2		30
1,2,4-Trichlorobenzene	101		100		70-130	1		30
1,3,5-Trimethylbenzene	103		102		70-130	1		30
1,2,4-Trimethylbenzene	104		102		70-130	2		30
1,4-Dioxane	104		107		65-136	3		30
p-Diethylbenzene	106		104		70-130	2		30

Lab Control Sample Analysis

Batch Quality Control

Project Name: SO1241

Project Number: SO1241

Lab Number: L2236623

Report Date: 07/21/22

Parameter	LCS		LCSD		%Recovery Limits	RPD	RPD	
	%Recovery	Qual	%Recovery	Qual			Qual	Limits
Volatile Organics by GC/MS - Westborough Lab Associated sample(s): 01-04 Batch: WG1664756-3 WG1664756-4								
p-Ethyltoluene	105		103		70-130	2		30
1,2,4,5-Tetramethylbenzene	105		103		70-130	2		30
Ethyl ether	101		101		67-130	0		30
trans-1,4-Dichloro-2-butene	100		99		70-130	1		30

Surrogate	LCS		LCSD		Acceptance Criteria
	%Recovery	Qual	%Recovery	Qual	
1,2-Dichloroethane-d4	102		104		70-130
Toluene-d8	99		99		70-130
4-Bromofluorobenzene	100		99		70-130
Dibromofluoromethane	96		100		70-130

INORGANICS & MISCELLANEOUS

Project Name: SO1241

Lab Number: L2236623

Project Number: SO1241

Report Date: 07/21/22

SAMPLE RESULTS

Lab ID: L2236623-01

Date Collected: 07/08/22 09:10

Client ID: C-01

Date Received: 07/08/22

Sample Location: 43-45 LAFAYETTE AVE., SUFFERN, NY

Field Prep: Not Specified

Sample Depth:

Matrix: Solid

Parameter	Result	Qualifier	Units	RL	MDL	Dilution Factor	Date Prepared	Date Analyzed	Analytical Method	Analyst
General Chemistry - Westborough Lab										
Solids, Total	97.5		%	0.100	NA	1	-	07/14/22 12:53	121,2540G	RI



Project Name: SO1241

Lab Number: L2236623

Project Number: SO1241

Report Date: 07/21/22

SAMPLE RESULTS

Lab ID: L2236623-02

Date Collected: 07/08/22 11:15

Client ID: C-02

Date Received: 07/08/22

Sample Location: 43-45 LAFAYETTE AVE., SUFFERN, NY

Field Prep: Not Specified

Sample Depth:

Matrix: Solid

Parameter	Result	Qualifier	Units	RL	MDL	Dilution Factor	Date Prepared	Date Analyzed	Analytical Method	Analyst
General Chemistry - Westborough Lab										
Solids, Total	97.6		%	0.100	NA	1	-	07/14/22 12:53	121,2540G	RI



Project Name: SO1241

Lab Number: L2236623

Project Number: SO1241

Report Date: 07/21/22

SAMPLE RESULTS

Lab ID: L2236623-03

Date Collected: 07/08/22 12:00

Client ID: C-03

Date Received: 07/08/22

Sample Location: 43-45 LAFAYETTE AVE., SUFFERN, NY

Field Prep: Not Specified

Sample Depth:

Matrix: Solid

Parameter	Result	Qualifier	Units	RL	MDL	Dilution Factor	Date Prepared	Date Analyzed	Analytical Method	Analyst
General Chemistry - Westborough Lab										
Solids, Total	97.4		%	0.100	NA	1	-	07/14/22 12:53	121,2540G	RI



Project Name: SO1241

Lab Number: L2236623

Project Number: SO1241

Report Date: 07/21/22

SAMPLE RESULTS

Lab ID: L2236623-04

Date Collected: 07/08/22 12:45

Client ID: C-04

Date Received: 07/08/22

Sample Location: 43-45 LAFAYETTE AVE., SUFFERN, NY

Field Prep: Not Specified

Sample Depth:

Matrix: Solid

Parameter	Result	Qualifier	Units	RL	MDL	Dilution Factor	Date Prepared	Date Analyzed	Analytical Method	Analyst
General Chemistry - Westborough Lab										
Solids, Total	97.6		%	0.100	NA	1	-	07/14/22 12:53	121,2540G	RI



Lab Duplicate Analysis

Batch Quality Control

Project Name: SO1241

Project Number: SO1241

Lab Number: L2236623

Report Date: 07/21/22

Parameter	Native Sample	Duplicate Sample	Units	RPD	Qual	RPD Limits
General Chemistry - Westborough Lab Associated sample(s): 01-04 QC Batch ID: WG1662933-1 QC Sample: L2236765-02 Client ID: DUP Sample						
Solids, Total	87.9	88.1	%	0		20

Project Name: SO1241**Lab Number:** L2236623**Project Number:** SO1241**Report Date:** 07/21/22**Sample Receipt and Container Information**

Were project specific reporting limits specified?

YES

Cooler Information

Cooler	Custody Seal
A	Absent

Container Information

Container ID	Container Type	Cooler	Initial pH	Final pH	Temp deg C	Pres	Seal	Frozen Date/Time	Analysis(*)
L2236623-01A	Vial Large Septa unpreserved (4oz)	A	NA		2.4	Y	Absent		TS(7),NYTCL-8260(14)
L2236623-01X	Vial MeOH preserved split	A	NA		2.4	Y	Absent		NYTCL-8260(14)
L2236623-01Y	Vial Water preserved split	A	NA		2.4	Y	Absent	15-JUL-22 14:43	NYTCL-8260(14)
L2236623-01Z	Vial Water preserved split	A	NA		2.4	Y	Absent	15-JUL-22 14:43	NYTCL-8260(14)
L2236623-02A	Vial Large Septa unpreserved (4oz)	A	NA		2.4	Y	Absent		TS(7),NYTCL-8260(14)
L2236623-02X	Vial MeOH preserved split	A	NA		2.4	Y	Absent		NYTCL-8260(14)
L2236623-02Y	Vial Water preserved split	A	NA		2.4	Y	Absent	15-JUL-22 14:43	NYTCL-8260(14)
L2236623-02Z	Vial Water preserved split	A	NA		2.4	Y	Absent	15-JUL-22 14:43	NYTCL-8260(14)
L2236623-03A	Vial Large Septa unpreserved (4oz)	A	NA		2.4	Y	Absent		TS(7),NYTCL-8260(14)
L2236623-03X	Vial MeOH preserved split	A	NA		2.4	Y	Absent		NYTCL-8260(14)
L2236623-03Y	Vial Water preserved split	A	NA		2.4	Y	Absent	15-JUL-22 14:43	NYTCL-8260(14)
L2236623-03Z	Vial Water preserved split	A	NA		2.4	Y	Absent	15-JUL-22 14:43	NYTCL-8260(14)
L2236623-04A	Vial Large Septa unpreserved (4oz)	A	NA		2.4	Y	Absent		TS(7),NYTCL-8260(14)
L2236623-04X	Vial MeOH preserved split	A	NA		2.4	Y	Absent		NYTCL-8260(14)
L2236623-04Y	Vial Water preserved split	A	NA		2.4	Y	Absent	15-JUL-22 14:43	NYTCL-8260(14)
L2236623-04Z	Vial Water preserved split	A	NA		2.4	Y	Absent	15-JUL-22 14:43	NYTCL-8260(14)

Project Name: SO1241
Project Number: SO1241

Lab Number: L2236623
Report Date: 07/21/22

GLOSSARY

Acronyms

DL	- Detection Limit: This value represents the level to which target analyte concentrations are reported as estimated values, when those target analyte concentrations are quantified below the limit of quantitation (LOQ). The DL includes any adjustments from dilutions, concentrations or moisture content, where applicable. (DoD report formats only.)
EDL	- Estimated Detection Limit: This value represents the level to which target analyte concentrations are reported as estimated values, when those target analyte concentrations are quantified below the reporting limit (RL). The EDL includes any adjustments from dilutions, concentrations or moisture content, where applicable. The use of EDLs is specific to the analysis of PAHs using Solid-Phase Microextraction (SPME).
EMPC	- Estimated Maximum Possible Concentration: The concentration that results from the signal present at the retention time of an analyte when the ions meet all of the identification criteria except the ion abundance ratio criteria. An EMPC is a worst-case estimate of the concentration.
EPA	- Environmental Protection Agency.
LCS	- Laboratory Control Sample: A sample matrix, free from the analytes of interest, spiked with verified known amounts of analytes or a material containing known and verified amounts of analytes.
LCSD	- Laboratory Control Sample Duplicate: Refer to LCS.
LFB	- Laboratory Fortified Blank: A sample matrix, free from the analytes of interest, spiked with verified known amounts of analytes or a material containing known and verified amounts of analytes.
LOD	- Limit of Detection: This value represents the level to which a target analyte can reliably be detected for a specific analyte in a specific matrix by a specific method. The LOD includes any adjustments from dilutions, concentrations or moisture content, where applicable. (DoD report formats only.)
LOQ	- Limit of Quantitation: The value at which an instrument can accurately measure an analyte at a specific concentration. The LOQ includes any adjustments from dilutions, concentrations or moisture content, where applicable. (DoD report formats only.) Limit of Quantitation: The value at which an instrument can accurately measure an analyte at a specific concentration. The LOQ includes any adjustments from dilutions, concentrations or moisture content, where applicable. (DoD report formats only.)
MDL	- Method Detection Limit: This value represents the level to which target analyte concentrations are reported as estimated values, when those target analyte concentrations are quantified below the reporting limit (RL). The MDL includes any adjustments from dilutions, concentrations or moisture content, where applicable.
MS	- Matrix Spike Sample: A sample prepared by adding a known mass of target analyte to a specified amount of matrix sample for which an independent estimate of target analyte concentration is available. For Method 332.0, the spike recovery is calculated using the native concentration, including estimated values.
MSD	- Matrix Spike Sample Duplicate: Refer to MS.
NA	- Not Applicable.
NC	- Not Calculated: Term is utilized when one or more of the results utilized in the calculation are non-detect at the parameter's reporting unit.
NDPA/DPA	- N-Nitrosodiphenylamine/Diphenylamine.
NI	- Not Ignitable.
NP	- Non-Plastic: Term is utilized for the analysis of Atterberg Limits in soil.
NR	- No Results: Term is utilized when 'No Target Compounds Requested' is reported for the analysis of Volatile or Semivolatile Organic TIC only requests.
RL	- Reporting Limit: The value at which an instrument can accurately measure an analyte at a specific concentration. The RL includes any adjustments from dilutions, concentrations or moisture content, where applicable.
RPD	- Relative Percent Difference: The results from matrix and/or matrix spike duplicates are primarily designed to assess the precision of analytical results in a given matrix and are expressed as relative percent difference (RPD). Values which are less than five times the reporting limit for any individual parameter are evaluated by utilizing the absolute difference between the values; although the RPD value will be provided in the report.
SRM	- Standard Reference Material: A reference sample of a known or certified value that is of the same or similar matrix as the associated field samples.
STLP	- Semi-dynamic Tank Leaching Procedure per EPA Method 1315.
TEF	- Toxic Equivalency Factors: The values assigned to each dioxin and furan to evaluate their toxicity relative to 2,3,7,8-TCDD.
TEQ	- Toxic Equivalent: The measure of a sample's toxicity derived by multiplying each dioxin and furan by its corresponding TEF and then summing the resulting values.
TIC	- Tentatively Identified Compound: A compound that has been identified to be present and is not part of the target compound list (TCL) for the method and/or program. All TICs are qualitatively identified and reported as estimated concentrations.

Report Format: DU Report with 'J' Qualifiers



Project Name: SO1241
Project Number: SO1241

Lab Number: L2236623
Report Date: 07/21/22

Footnotes

- 1 - The reference for this analyte should be considered modified since this analyte is absent from the target analyte list of the original method.

Terms

Analytical Method: Both the document from which the method originates and the analytical reference method. (Example: EPA 8260B is shown as 1,8260B.) The codes for the reference method documents are provided in the References section of the Addendum.

Chlordane: The target compound Chlordane (CAS No. 57-74-9) is reported for GC ECD analyses. Per EPA, this compound "refers to a mixture of chlordane isomers, other chlorinated hydrocarbons and numerous other components." (Reference: USEPA Toxicological Review of Chlordane, In Support of Summary Information on the Integrated Risk Information System (IRIS), December 1997.)

Difference: With respect to Total Oxidizable Precursor (TOP) Assay analysis, the difference is defined as the Post-Treatment value minus the Pre-Treatment value.

Final pH: As it pertains to Sample Receipt & Container Information section of the report, Final pH reflects pH of container determined after adjustment at the laboratory, if applicable. If no adjustment required, value reflects Initial pH.

Frozen Date/Time: With respect to Volatile Organics in soil, Frozen Date/Time reflects the date/time at which associated Reagent Water-preserved vials were initially frozen. Note: If frozen date/time is beyond 48 hours from sample collection, value will be reflected in 'bold'.

Gasoline Range Organics (GRO): Gasoline Range Organics (GRO) results include all chromatographic peaks eluting from Methyl tert butyl ether through Naphthalene, with the exception of GRO analysis in support of State of Ohio programs, which includes all chromatographic peaks eluting from Hexane through Dodecane.

Initial pH: As it pertains to Sample Receipt & Container Information section of the report, Initial pH reflects pH of container determined upon receipt, if applicable.

PAH Total: With respect to Alkylated PAH analyses, the 'PAHs, Total' result is defined as the summation of results for all or a subset of the following compounds: Naphthalene, C1-C4 Naphthalenes, 2-Methylnaphthalene, 1-Methylnaphthalene, Biphenyl, Acenaphthylene, Acenaphthene, Fluorene, C1-C3 Fluorenes, Phenanthrene, C1-C4 Phenanthrenes/Anthracenes, Anthracene, Fluoranthene, Pyrene, C1-C4 Fluoranthenes/Pyrenes, Benz(a)anthracene, Chrysene, C1-C4 Chrysenes, Benzo(b)fluoranthene, Benzo(j)+(k)fluoranthene, Benzo(e)pyrene, Benzo(a)pyrene, Perylene, Indeno(1,2,3-cd)pyrene, Dibenz(ah)+(ac)anthracene, Benzo(g,h,i)perylene. If a 'Total' result is requested, the results of its individual components will also be reported.

PFAS Total: With respect to PFAS analyses, the 'PFAS, Total (5)' result is defined as the summation of results for: PFHpA, PFHxS, PFOA, PFNA and PFOS. In addition, the 'PFAS, Total (6)' result is defined as the summation of results for: PFHpA, PFHxS, PFOA, PFNA, PFDA and PFOS. For MassDEP DW compliance analysis only, the 'PFAS, Total (6)' result is defined as the summation of results at or above the RL. Note: If a 'Total' result is requested, the results of its individual components will also be reported.

Total: With respect to Organic analyses, a 'Total' result is defined as the summation of results for individual isomers or Aroclors. If a 'Total' result is requested, the results of its individual components will also be reported. This is applicable to 'Total' results for methods 8260, 8081 and 8082.

Data Qualifiers

- A** - Spectra identified as "Aldol Condensates" are byproducts of the extraction/concentration procedures when acetone is introduced in the process.
- B** - The analyte was detected above the reporting limit in the associated method blank. Flag only applies to associated field samples that have detectable concentrations of the analyte at less than ten times (10x) the concentration found in the blank. For MCP-related projects, flag only applies to associated field samples that have detectable concentrations of the analyte at less than ten times (10x) the concentration found in the blank. For DOD-related projects, flag only applies to associated field samples that have detectable concentrations of the analyte at less than ten times (10x) the concentration found in the blank AND the analyte was detected above one-half the reporting limit (or above the reporting limit for common lab contaminants) in the associated method blank. For NJ-Air-related projects, flag only applies to associated field samples that have detectable concentrations of the analyte above the reporting limit. For NJ-related projects (excluding Air), flag only applies to associated field samples that have detectable concentrations of the analyte, which was detected above the reporting limit in the associated method blank or above five times the reporting limit for common lab contaminants (Phthalates, Acetone, Methylene Chloride, 2-Butanone).
- C** - Co-elution: The target analyte co-elutes with a known lab standard (i.e. surrogate, internal standards, etc.) for co-extracted analyses.
- D** - Concentration of analyte was quantified from diluted analysis. Flag only applies to field samples that have detectable concentrations of the analyte.
- E** - Concentration of analyte exceeds the range of the calibration curve and/or linear range of the instrument.
- F** - The ratio of quantifier ion response to qualifier ion response falls outside of the laboratory criteria. Results are considered to be an estimated maximum concentration.
- G** - The concentration may be biased high due to matrix interferences (i.e. co-elution) with non-target compound(s). The result should be considered estimated.
- H** - The analysis of pH was performed beyond the regulatory-required holding time of 15 minutes from the time of sample collection.
- I** - The lower value for the two columns has been reported due to obvious interference.
- J** - Estimated value. The Target analyte concentration is below the quantitation limit (RL), but above the Method Detection Limit (MDL) or Estimated Detection Limit (EDL) for SPME-related analyses. This represents an estimated concentration for Tentatively

Report Format: DU Report with 'J' Qualifiers



Project Name: SO1241
Project Number: SO1241

Lab Number: L2236623
Report Date: 07/21/22

Data Qualifiers

Identified Compounds (TICs).

- M** - Reporting Limit (RL) exceeds the MCP CAM Reporting Limit for this analyte.
- ND** - Not detected at the method detection limit (MDL) for the sample, or estimated detection limit (EDL) for SPME-related analyses.
- NJ** - Presumptive evidence of compound. This represents an estimated concentration for Tentatively Identified Compounds (TICs), where the identification is based on a mass spectral library search.
- P** - The RPD between the results for the two columns exceeds the method-specified criteria.
- Q** - The quality control sample exceeds the associated acceptance criteria. For DOD-related projects, LCS and/or Continuing Calibration Standard exceedences are also qualified on all associated sample results. Note: This flag is not applicable for matrix spike recoveries when the sample concentration is greater than 4x the spike added or for batch duplicate RPD when the sample concentrations are less than 5x the RL. (Metals only.)
- R** - Analytical results are from sample re-analysis.
- RE** - Analytical results are from sample re-extraction.
- S** - Analytical results are from modified screening analysis.
- V** - The surrogate associated with this target analyte has a recovery outside the QC acceptance limits. (Applicable to MassDEP DW Compliance samples only.)
- Z** - The batch matrix spike and/or duplicate associated with this target analyte has a recovery/RPD outside the QC acceptance limits. (Applicable to MassDEP DW Compliance samples only.)

Project Name: SO1241
Project Number: SO1241

Lab Number: L2236623
Report Date: 07/21/22

REFERENCES

- 1 Test Methods for Evaluating Solid Waste: Physical/Chemical Methods. EPA SW-846. Third Edition. Updates I - VI, 2018.
- 121 Standard Methods for the Examination of Water and Wastewater. APHA-AWWA-WEF. Standard Methods Online.

LIMITATION OF LIABILITIES

Alpha Analytical performs services with reasonable care and diligence normal to the analytical testing laboratory industry. In the event of an error, the sole and exclusive responsibility of Alpha Analytical shall be to re-perform the work at it's own expense. In no event shall Alpha Analytical be held liable for any incidental, consequential or special damages, including but not limited to, damages in any way connected with the use of, interpretation of, information or analysis provided by Alpha Analytical.

We strongly urge our clients to comply with EPA protocol regarding sample volume, preservation, cooling, containers, sampling procedures, holding time and splitting of samples in the field.



Certification Information

The following analytes are not included in our Primary NELAP Scope of Accreditation:

Westborough Facility

EPA 624/624.1: m/p-xylene, o-xylene, Naphthalene

EPA 625/625.1: alpha-Terpineol

EPA 8260C/8260D: NPW: 1,2,4,5-Tetramethylbenzene; 4-Ethyltoluene, Azobenzene; SCM: Iodomethane (methyl iodide), 1,2,4,5-Tetramethylbenzene; 4-Ethyltoluene.

EPA 8270D/8270E: NPW: Dimethylnaphthalene, 1,4-Diphenylhydrazine, alpha-Terpineol; SCM: Dimethylnaphthalene, 1,4-Diphenylhydrazine.

SM4500: NPW: Amenable Cyanide; SCM: Total Phosphorus, TKN, NO₂, NO₃.

Mansfield Facility

SM 2540D: TSS

EPA 8082A: NPW: PCB: 1, 5, 31, 87, 101, 110, 141, 151, 153, 180, 183, 187.

EPA TO-15: Halothane, 2,4,4-Trimethyl-2-pentene, 2,4,4-Trimethyl-1-pentene, Thiophene, 2-Methylthiophene,

3-Methylthiophene, 2-Ethylthiophene, 1,2,3-Trimethylbenzene, Indan, Indene, 1,2,4,5-Tetramethylbenzene, Benzothiophene, 1-Methylnaphthalene.

Biological Tissue Matrix: EPA 3050B

The following analytes are included in our Massachusetts DEP Scope of Accreditation

Westborough Facility:

Drinking Water

EPA 300.0: Chloride, Nitrate-N, Fluoride, Sulfate; **EPA 353.2:** Nitrate-N, Nitrite-N; **SM4500NO3-F:** Nitrate-N, Nitrite-N; **SM4500F-C, SM4500CN-CE,**

EPA 180.1, SM2130B, SM4500CI-D, SM2320B, SM2540C, SM4500H-B, SM4500NO2-B

EPA 332: Perchlorate; **EPA 524.2:** THMs and VOCs; **EPA 504.1:** EDB, DBCP.

Microbiology: **SM9215B; SM9223-P/A, SM9223B-Colilert-QT, SM9222D.**

Non-Potable Water

SM4500H,B, EPA 120.1, SM2510B, SM2540C, SM2320B, SM4500CL-E, SM4500F-BC, SM4500NH3-BH: Ammonia-N and Kjeldahl-N, **EPA 350.1:**

Ammonia-N, **LCHAT 10-107-06-1-B:** Ammonia-N, **EPA 351.1, SM4500NO3-F, EPA 353.2:** Nitrate-N, **SM4500P-E, SM4500P-B, E, SM4500SO4-E,**

SM5220D, EPA 410.4, SM5210B, SM5310C, SM4500CL-D, EPA 1664, EPA 420.1, SM4500-CN-CE, SM2540D, EPA 300: Chloride, Sulfate, Nitrate.

EPA 624.1: Volatile Halocarbons & Aromatics,

EPA 608.3: Chlordane, Toxaphene, Aldrin, alpha-BHC, beta-BHC, gamma-BHC, delta-BHC, Dieldrin, DDD, DDE, DDT, Endosulfan I, Endosulfan II,

Endosulfan sulfate, Endrin, Endrin Aldehyde, Heptachlor, Heptachlor Epoxide, PCBs

EPA 625.1: SVOC (Acid/Base/Neutral Extractables), **EPA 600/4-81-045:** PCB-Oil.

Microbiology: **SM9223B-Colilert-QT; Enterolert-QT, SM9221E, EPA 1600, EPA 1603, SM9222D.**

Mansfield Facility:

Drinking Water

EPA 200.7: Al, Ba, Cd, Cr, Cu, Fe, Mn, Ni, Na, Ag, Ca, Zn. **EPA 200.8:** Al, Sb, As, Ba, Be, Cd, Cr, Cu, Pb, Mn, Ni, Se, Ag, TL, Zn. **EPA 245.1 Hg.**

EPA 522, EPA 537.1.

Non-Potable Water


EPA 200.7: Al, Sb, As, Be, Cd, Ca, Cr, Co, Cu, Fe, Pb, Mg, Mn, Mo, Ni, K, Se, Ag, Na, Sr, TL, Ti, V, Zn.

EPA 200.8: Al, Sb, As, Be, Cd, Cr, Cu, Fe, Pb, Mn, Ni, K, Se, Ag, Na, TL, Zn.

EPA 245.1 Hg.

SM2340B

For a complete listing of analytes and methods, please contact your Alpha Project Manager.

	NEW YORK CHAIN OF CUSTODY	Service Centers Mahwah, NJ 07430: 35 Whitney Rd, Suite 5 Albany, NY 12205: 14 Walker Way Tonawanda, NY 14150: 275 Cooper Ave, Suite 105	Page	1	Date Rec'd in Lab	7/09/22	ALPHA Job #	L2236023
			of	1				
Westborough, MA 01581 8 Walkup Dr. TEL: 508-898-9220 FAX: 508-898-9193	Mansfield, MA 02048 320 Forbes Blvd TEL: 508-822-9300 FAX: 508-822-3288	Project Information Project Name: <u>SO1241</u> Project Location: <u>43-45 Lafayette Ave., Suffern, NY</u> Project # <u>SO1241</u> (Use Project name as Project #) <input checked="" type="checkbox"/>		Deliverables <input type="checkbox"/> ASP-A <input type="checkbox"/> ASP-B <input type="checkbox"/> EQUIS (1 File) <input type="checkbox"/> EQUIS (4 File) <input type="checkbox"/> Other		Billing Information <input checked="" type="checkbox"/> Same as Client Info PO # <u>SO1241</u>		
Client Information Client: <u>ENVIROSVUE INC.</u> Address: <u>319 S. High Street</u> <u>West Chester, PA 19382</u> Phone: <u>610-696-8980</u> Fax: <u>dyna</u> Email: <u>dyna@envirosvue.com</u>		Project Manager: <u>DYNA Krumich-Ogonowski</u> ALPHAQuote #: _____ Turn-Around Time Standard <input checked="" type="checkbox"/> Due Date: _____ Rush (only if pre approved) <input type="checkbox"/> # of Days: _____		Regulatory Requirement <input type="checkbox"/> NY TOGS <input type="checkbox"/> NY Part 375 <input type="checkbox"/> AWQ Standards <input type="checkbox"/> NY CP-51 <input type="checkbox"/> NY Restricted Use <input type="checkbox"/> Other <input type="checkbox"/> NY Unrestricted Use <input type="checkbox"/> NYC Sewer Discharge		Disposal Site Information Please identify below location of applicable disposal facilities. Disposal Facility: <input type="checkbox"/> NJ <input type="checkbox"/> NY <input type="checkbox"/> Other: _____		
These samples have been previously analyzed by Alpha <input type="checkbox"/>					ANALYSIS		Sample Filtration <input type="checkbox"/> Done <input type="checkbox"/> Lab to do <input type="checkbox"/> Lab to do (Please Specify below)	
Other project specific requirements/comments: <p style="text-align: center; font-size: 1.5em;">X=RVA</p>					VOCs + Tentative Identified Compounds		Total Bottles	
Please specify Metals or TAL.								
ALPHA Lab ID (Lab Use Only)	Sample ID	Collection		Sample Matrix	Sampler's Initials			Sample Specific Comments
		Date	Time					
<u>B6623-01</u>	<u>C-01</u>	<u>7/8/22</u>	<u>910</u>	<u>concrete</u>	<u>DG</u>			
<u>-02</u>	<u>C-02</u>	↓	<u>1115</u>	↓	↓			
<u>-03</u>	<u>C-03</u>	↓	<u>1200</u>	↓	↓			
<u>-04</u>	<u>C-04</u>	↓	<u>1245</u>	↓	↓			
Preservative Code: A = None B = HCl C = HNO ₃ D = H ₂ SO ₄ E = NaOH F = MeOH G = NaHSO ₄ H = Na ₂ S ₂ O ₃ K/E = Zn Ac/NaOH O = Other		Container Code: P = Plastic A = Amber Glass V = Vial G = Glass B = Bacteria Cup C = Cube O = Other E = Encore D = BOD Bottle		Westboro: Certification No: MA935 Mansfield: Certification No: MA015		Container Type Preservative		Please print clearly, legibly and completely. Samples can not be logged in and turnaround time clock will not start until any ambiguities are resolved. BY EXECUTING THIS COC, THE CLIENT HAS READ AND AGREES TO BE BOUND BY ALPHA'S TERMS & CONDITIONS. (See reverse side.)
Relinquished By: <u>[Signature]</u>		Date/Time: <u>7/8/2022 1500</u>		Received By: <u>[Signature]</u>		Date/Time: <u>7/8/22 1625</u>		
Relinquished By: <u>[Signature]</u>		Date/Time: <u>7/8/22 1500</u>		Received By: <u>[Signature]</u>		Date/Time: <u>7/8/22 1800</u>		
Relinquished By: <u>[Signature]</u>		Date/Time: <u>7/8/22</u>		Received By: <u>[Signature]</u>		Date/Time: <u>7/8/22 2310</u>		
Relinquished By: <u>[Signature]</u>		Date/Time: <u>7/9/22 0050</u>		Received By: <u>[Signature]</u>		Date/Time: <u>7/9/22 00:50</u>		



ANALYTICAL REPORT

Lab Number:	L2202232
Client:	EnviroSure, Inc. 621 Shrewsbury Avenue Suite 151 Shrewsbury, NJ 07702
ATTN:	Dyna Krumich-Ogonowski
Phone:	(732) 741-1110
Project Name:	501241
Project Number:	S01241
Report Date:	02/25/22

The original project report/data package is held by Alpha Analytical. This report/data package is paginated and should be reproduced only in its entirety. Alpha Analytical holds no responsibility for results and/or data that are not consistent with the original.

Certifications & Approvals: MA (M-MA086), NH NELAP (2064), CT (PH-0574), IL (200077), ME (MA00086), MD (348), NJ (MA935), NY (11148), NC (25700/666), PA (68-03671), RI (LAO00065), TX (T104704476), VT (VT-0935), VA (460195), USDA (Permit #P330-17-00196).

Eight Walkup Drive, Westborough, MA 01581-1019
508-898-9220 (Fax) 508-898-9193 800-624-9220 - www.alphalab.com



Project Name: 501241
Project Number: S01241

Lab Number: L2202232
Report Date: 02/25/22

Alpha Sample ID	Client ID	Matrix	Sample Location	Collection Date/Time	Receive Date
L2202232-01	SB-01-12.0-12.5	SOIL	43-45 LAFAYETTE AVE., SUFFERN, NY	01/13/22 09:15	01/14/22
L2202232-02	SB-01-13.5-14.0	SOIL	43-45 LAFAYETTE AVE., SUFFERN, NY	01/13/22 09:30	01/14/22
L2202232-03	SB-01-14.5-15.0	SOIL	43-45 LAFAYETTE AVE., SUFFERN, NY	01/13/22 09:40	01/14/22
L2202232-04	SB-04-9.5-10.0	SOIL	43-45 LAFAYETTE AVE., SUFFERN, NY	01/13/22 10:05	01/14/22
L2202232-05	SB-04-12.0-12.5	SOIL	43-45 LAFAYETTE AVE., SUFFERN, NY	01/13/22 10:15	01/14/22
L2202232-06	SB-04-15.5-16.0	SOIL	43-45 LAFAYETTE AVE., SUFFERN, NY	01/13/22 10:25	01/14/22
L2202232-07	SB-05-9.0-9.5	SOIL	43-45 LAFAYETTE AVE., SUFFERN, NY	01/13/22 10:55	01/14/22
L2202232-08	DUP-011322	SOIL	43-45 LAFAYETTE AVE., SUFFERN, NY	01/13/22 11:00	01/14/22
L2202232-09	SB-05-11.5-12.0	SOIL	43-45 LAFAYETTE AVE., SUFFERN, NY	01/13/22 11:20	01/14/22
L2202232-10	SB-05-15.5-16.0	SOIL	43-45 LAFAYETTE AVE., SUFFERN, NY	01/13/22 11:30	01/14/22
L2202232-11	SB-06-9.0-9.5	SOIL	43-45 LAFAYETTE AVE., SUFFERN, NY	01/13/22 11:50	01/14/22
L2202232-12	SB-06-10.5-11.0	SOIL	43-45 LAFAYETTE AVE., SUFFERN, NY	01/13/22 12:00	01/14/22
L2202232-13	SB-06-12.5-13.0	SOIL	43-45 LAFAYETTE AVE., SUFFERN, NY	01/13/22 12:20	01/14/22
L2202232-14	SB-07-9.0-9.5	SOIL	43-45 LAFAYETTE AVE., SUFFERN, NY	01/13/22 12:35	01/14/22
L2202232-15	SB-07-11.5-12.0	SOIL	43-45 LAFAYETTE AVE., SUFFERN, NY	01/13/22 12:50	01/14/22
L2202232-16	SB-07-13.5-14.0	SOIL	43-45 LAFAYETTE AVE., SUFFERN, NY	01/13/22 13:00	01/14/22
L2202232-17	FB-01132022	WATER	43-45 LAFAYETTE AVE., SUFFERN, NY	01/13/22 00:00	01/14/22

Project Name: 501241
Project Number: S01241

Lab Number: L2202232
Report Date: 02/25/22

Case Narrative

The samples were received in accordance with the Chain of Custody and no significant deviations were encountered during the preparation or analysis unless otherwise noted. Sample Receipt, Container Information, and the Chain of Custody are located at the back of the report.

Results contained within this report relate only to the samples submitted under this Alpha Lab Number and meet NELAP requirements for all NELAP accredited parameters unless otherwise noted in the following narrative. The data presented in this report is organized by parameter (i.e. VOC, SVOC, etc.). Sample specific Quality Control data (i.e. Surrogate Spike Recovery) is reported at the end of the target analyte list for each individual sample, followed by the Laboratory Batch Quality Control at the end of each parameter. Tentatively Identified Compounds (TICs), if requested, are reported for compounds identified to be present and are not part of the method/program Target Compound List, even if only a subset of the TCL are being reported. If a sample was re-analyzed or re-extracted due to a required quality control corrective action and if both sets of data are reported, the Laboratory ID of the re-analysis or re-extraction is designated with an "R" or "RE", respectively.

When multiple Batch Quality Control elements are reported (e.g. more than one LCS), the associated samples for each element are noted in the grey shaded header line of each data table. Any Laboratory Batch, Sample Specific % recovery or RPD value that is outside the listed Acceptance Criteria is bolded in the report. In reference to questions H (CAM) or 4 (RCP) when "NO" is checked, the performance criteria for CAM and RCP methods allow for some quality control failures to occur and still be within method compliance. In these instances, the specific failure is not narrated but noted in the associated QC Outlier Summary Report, located directly after the Case Narrative. QC information is also incorporated in the Data Usability Assessment table (Format 11) of our Data Merger tool, where it can be reviewed in conjunction with the sample result, associated regulatory criteria and any associated data usability implications.

Soil/sediments, solids and tissues are reported on a dry weight basis unless otherwise noted. Definitions of all data qualifiers and acronyms used in this report are provided in the Glossary located at the back of the report.

HOLD POLICY - For samples submitted on hold, Alpha's policy is to hold samples (with the exception of Air canisters) free of charge for 21 calendar days from the date the project is completed. After 21 calendar days, we will dispose of all samples submitted including those put on hold unless you have contacted your Alpha Project Manager and made arrangements for Alpha to continue to hold the samples. Air canisters will be disposed after 3 business days from the date the project is completed.

Please contact Project Management at 800-624-9220 with any questions.

Project Name: 501241
Project Number: S01241

Lab Number: L2202232
Report Date: 02/25/22

Case Narrative (continued)

Report Submission

February 25, 2022: This final report includes the results of all requested analyses.

January 31, 2022: This preliminary report includes the amended Client ID on L2202232-07.

January 28, 2022: This is a preliminary report.

January 21, 2022: This is a preliminary report.

All non-detect (ND) or estimated concentrations (J-qualified) have been quantitated to the limit noted in the MDL column.

Sample Receipt

L2202232-17: A sample identified as "FB-01132022" was received, but not listed on the Chain of Custody. At the client's request, this sample was analyzed.

Volatile Organics

L2202232-11: The surrogate recovery is outside the acceptance criteria for 4-bromofluorobenzene (311%); however, the sample was not re-analyzed due to coelution with an obvious interference. A copy of the chromatogram is included as an attachment to this report.

Perfluorinated Alkyl Acids by Isotope Dilution

L2202232-01, -04, -11, WG1595027-2: Extracted Internal Standard recoveries were outside the acceptance criteria for individual analytes. Please refer to the surrogate section of the report for details.

L2202232-01, -07, -08, and -11: The MeOH fraction of the extraction is reported for perfluorooctanesulfonamide (fosa) due to better extraction efficiency of the perfluoro[13c8]octanesulfonamide (m8fosa) Extracted Internal Standard.

WG1596550-1R and WG1596550-2R: The sample was re-analyzed due to QC failures in the original analysis. The results of the re-analysis are reported.

Project Name: 501241
Project Number: S01241

Lab Number: L2202232
Report Date: 02/25/22

Case Narrative (continued)

Total Metals

L2202232-01, -04, -07, -08, -11 and -14: The sample has elevated detection limits for all elements, with the exception of mercury, due to the dilution required by matrix interferences encountered during analysis.

The WG1595298-1 Method Blank, associated with L2202232-01, -04, -07, -08, -11, and -14, has concentrations above the reporting limits for barium and iron. Since the associated sample concentrations are either greater than 10x the blank concentrations or non-detect to the RL for these target analytes, no corrective action is required. Any results detected below the reporting limit are qualified with a "B".

The WG1595298-3 MS recoveries for aluminum (1860%) and iron (2120%) performed on L2202232-01, do not apply because the sample concentrations are greater than four times the spike amounts added.

The WG1595298-3 MS recoveries, performed on L2202232-01, are outside the acceptance criteria for antimony (70%), cobalt (65%), nickel (68%), thallium (54%) and vanadium (73%). A post digestion spike was performed and yielded unacceptable recoveries for antimony (76%), cobalt (67%), nickel (68%), thallium (69%) and vanadium (73%). The serial dilution recoveries were not applicable; therefore, these elements fail the matrix test and the results reported in the native sample should be considered estimated.

The WG1595298-3 MS recoveries, performed on L2202232-01, are outside the acceptance criteria for arsenic (65%), lead (64%) and selenium (66%). A post digestion spike was performed and was within acceptance criteria.

The WG1595298-3 MS recovery, performed on L2202232-01, is outside the acceptance criteria for calcium (19%). A post digestion spike was performed and yielded an unacceptable recovery for calcium (72%). The serial dilution recovery was not acceptable; therefore, this element fails the matrix test and the result reported in the native sample should be considered estimated.

The WG1595298-4 Laboratory Duplicate RPD for calcium (35%), performed on L2202232-01, is outside the acceptance criteria. The elevated RPD has been attributed to the non-homogeneous nature of the native sample.

The WG1595298-6 serial dilution analysis, associated with L2202232-01, had a %D above the acceptance criteria for aluminum (22%), calcium (25%), iron (30%), magnesium (27%) and manganese (24%).

Project Name: 501241
Project Number: S01241

Lab Number: L2202232
Report Date: 02/25/22

Case Narrative (continued)

Cyanide, Total

The WG1595500-2/-3 LCS/LCSD recoveries for cyanide, total (66%/74%), associated with L2202232-01, are outside our in-house acceptance criteria, but within the vendor-certified acceptance limits. The results of the original analyses are reported.

The WG1596281-2 LCS recovery for cyanide, total (68%), associated with L2202232-04, -07, -08, -11, and -14, is outside our in-house acceptance criteria, but within the vendor-certified acceptance limits. The results of the original analyses are reported. The LCS/LCSD RPD is above the acceptance criteria for cyanide, total (56%).

I, the undersigned, attest under the pains and penalties of perjury that, to the best of my knowledge and belief and based upon my personal inquiry of those responsible for providing the information contained in this analytical report, such information is accurate and complete. This certificate of analysis is not complete unless this page accompanies any and all pages of this report.

Authorized Signature:  Melissa Sturgis

Title: Technical Director/Representative

Date: 02/25/22

ORGANICS

VOLATILES

Project Name: 501241

Lab Number: L2202232

Project Number: S01241

Report Date: 02/25/22

SAMPLE RESULTS

Lab ID: L2202232-01
 Client ID: SB-01-12.0-12.5
 Sample Location: 43-45 LAFAYETTE AVE., SUFFERN, NY

Date Collected: 01/13/22 09:15
 Date Received: 01/14/22
 Field Prep: Not Specified

Sample Depth:

Matrix: Soil
 Analytical Method: 1,8260C
 Analytical Date: 01/18/22 15:38
 Analyst: AJK
 Percent Solids: 80%

Parameter	Result	Qualifier	Units	RL	MDL	Dilution Factor
Volatile Organics by EPA 5035 Low - Westborough Lab						
Methylene chloride	ND		ug/kg	4.7	2.2	1
1,1-Dichloroethane	ND		ug/kg	0.95	0.14	1
Chloroform	ND		ug/kg	1.4	0.13	1
Carbon tetrachloride	ND		ug/kg	0.95	0.22	1
1,2-Dichloropropane	ND		ug/kg	0.95	0.12	1
Dibromochloromethane	ND		ug/kg	0.95	0.13	1
1,1,2-Trichloroethane	ND		ug/kg	0.95	0.25	1
Tetrachloroethene	3.4		ug/kg	0.47	0.18	1
Chlorobenzene	ND		ug/kg	0.47	0.12	1
Trichlorofluoromethane	ND		ug/kg	3.8	0.66	1
1,2-Dichloroethane	ND		ug/kg	0.95	0.24	1
1,1,1-Trichloroethane	ND		ug/kg	0.47	0.16	1
Bromodichloromethane	ND		ug/kg	0.47	0.10	1
trans-1,3-Dichloropropene	ND		ug/kg	0.95	0.26	1
cis-1,3-Dichloropropene	ND		ug/kg	0.47	0.15	1
1,3-Dichloropropene, Total	ND		ug/kg	0.47	0.15	1
1,1-Dichloropropene	ND		ug/kg	0.47	0.15	1
Bromoform	ND		ug/kg	3.8	0.23	1
1,1,2,2-Tetrachloroethane	ND		ug/kg	0.47	0.16	1
Benzene	ND		ug/kg	0.47	0.16	1
Toluene	ND		ug/kg	0.95	0.51	1
Ethylbenzene	ND		ug/kg	0.95	0.13	1
Chloromethane	ND		ug/kg	3.8	0.88	1
Bromomethane	ND		ug/kg	1.9	0.55	1
Vinyl chloride	0.37	J	ug/kg	0.95	0.32	1
Chloroethane	ND		ug/kg	1.9	0.43	1
1,1-Dichloroethene	ND		ug/kg	0.95	0.22	1
trans-1,2-Dichloroethene	ND		ug/kg	1.4	0.13	1

Project Name: 501241

Lab Number: L2202232

Project Number: S01241

Report Date: 02/25/22

SAMPLE RESULTS

Lab ID: L2202232-01
 Client ID: SB-01-12.0-12.5
 Sample Location: 43-45 LAFAYETTE AVE., SUFFERN, NY

Date Collected: 01/13/22 09:15
 Date Received: 01/14/22
 Field Prep: Not Specified

Sample Depth:

Parameter	Result	Qualifier	Units	RL	MDL	Dilution Factor
Volatile Organics by EPA 5035 Low - Westborough Lab						
Trichloroethene	0.38	J	ug/kg	0.47	0.13	1
1,2-Dichlorobenzene	ND		ug/kg	1.9	0.14	1
1,3-Dichlorobenzene	ND		ug/kg	1.9	0.14	1
1,4-Dichlorobenzene	ND		ug/kg	1.9	0.16	1
Methyl tert butyl ether	ND		ug/kg	1.9	0.19	1
p/m-Xylene	ND		ug/kg	1.9	0.53	1
o-Xylene	ND		ug/kg	0.95	0.28	1
Xylenes, Total	ND		ug/kg	0.95	0.28	1
cis-1,2-Dichloroethene	0.94	J	ug/kg	0.95	0.16	1
1,2-Dichloroethene, Total	0.94	J	ug/kg	0.95	0.13	1
Dibromomethane	ND		ug/kg	1.9	0.22	1
Styrene	ND		ug/kg	0.95	0.18	1
Dichlorodifluoromethane	ND		ug/kg	9.5	0.87	1
Acetone	ND		ug/kg	9.5	4.6	1
Carbon disulfide	ND		ug/kg	9.5	4.3	1
2-Butanone	ND		ug/kg	9.5	2.1	1
Vinyl acetate	ND		ug/kg	9.5	2.0	1
4-Methyl-2-pentanone	ND		ug/kg	9.5	1.2	1
1,2,3-Trichloropropane	ND		ug/kg	1.9	0.12	1
2-Hexanone	ND		ug/kg	9.5	1.1	1
Bromochloromethane	ND		ug/kg	1.9	0.19	1
2,2-Dichloropropane	ND		ug/kg	1.9	0.19	1
1,2-Dibromoethane	ND		ug/kg	0.95	0.26	1
1,3-Dichloropropane	ND		ug/kg	1.9	0.16	1
1,1,1,2-Tetrachloroethane	ND		ug/kg	0.47	0.12	1
Bromobenzene	ND		ug/kg	1.9	0.14	1
n-Butylbenzene	ND		ug/kg	0.95	0.16	1
sec-Butylbenzene	ND		ug/kg	0.95	0.14	1
tert-Butylbenzene	ND		ug/kg	1.9	0.11	1
o-Chlorotoluene	ND		ug/kg	1.9	0.18	1
p-Chlorotoluene	ND		ug/kg	1.9	0.10	1
1,2-Dibromo-3-chloropropane	ND		ug/kg	2.8	0.94	1
Hexachlorobutadiene	ND		ug/kg	3.8	0.16	1
Isopropylbenzene	ND		ug/kg	0.95	0.10	1
p-Isopropyltoluene	ND		ug/kg	0.95	0.10	1
Naphthalene	ND		ug/kg	3.8	0.62	1
Acrylonitrile	ND		ug/kg	3.8	1.1	1

Project Name: 501241

Lab Number: L2202232

Project Number: S01241

Report Date: 02/25/22

SAMPLE RESULTS

Lab ID: L2202232-01
 Client ID: SB-01-12.0-12.5
 Sample Location: 43-45 LAFAYETTE AVE., SUFFERN, NY

Date Collected: 01/13/22 09:15
 Date Received: 01/14/22
 Field Prep: Not Specified

Sample Depth:

Parameter	Result	Qualifier	Units	RL	MDL	Dilution Factor
Volatile Organics by EPA 5035 Low - Westborough Lab						
n-Propylbenzene	ND		ug/kg	0.95	0.16	1
1,2,3-Trichlorobenzene	ND		ug/kg	1.9	0.30	1
1,2,4-Trichlorobenzene	ND		ug/kg	1.9	0.26	1
1,3,5-Trimethylbenzene	ND		ug/kg	1.9	0.18	1
1,2,4-Trimethylbenzene	ND		ug/kg	1.9	0.32	1
1,4-Dioxane	ND		ug/kg	76	33.	1
p-Diethylbenzene	ND		ug/kg	1.9	0.17	1
p-Ethyltoluene	ND		ug/kg	1.9	0.36	1
1,2,4,5-Tetramethylbenzene	ND		ug/kg	1.9	0.18	1
Ethyl ether	ND		ug/kg	1.9	0.32	1
trans-1,4-Dichloro-2-butene	ND		ug/kg	4.7	1.3	1

Tentatively Identified Compounds

Total TIC Compounds	9.94	J	ug/kg			1
Unknown	9.94	J	ug/kg			1

Surrogate	% Recovery	Qualifier	Acceptance Criteria
1,2-Dichloroethane-d4	112		70-130
Toluene-d8	95		70-130
4-Bromofluorobenzene	94		70-130
Dibromofluoromethane	113		70-130

Project Name: 501241

Lab Number: L2202232

Project Number: S01241

Report Date: 02/25/22

SAMPLE RESULTS

Lab ID: L2202232-04
 Client ID: SB-04-9.5-10.0
 Sample Location: 43-45 LAFAYETTE AVE., SUFFERN, NY

Date Collected: 01/13/22 10:05
 Date Received: 01/14/22
 Field Prep: Not Specified

Sample Depth:

Matrix: Soil
 Analytical Method: 1,8260C
 Analytical Date: 01/18/22 15:58
 Analyst: AJK
 Percent Solids: 87%

Parameter	Result	Qualifier	Units	RL	MDL	Dilution Factor
Volatile Organics by EPA 5035 Low - Westborough Lab						
Methylene chloride	ND		ug/kg	5.6	2.6	1
1,1-Dichloroethane	ND		ug/kg	1.1	0.16	1
Chloroform	ND		ug/kg	1.7	0.16	1
Carbon tetrachloride	ND		ug/kg	1.1	0.26	1
1,2-Dichloropropane	ND		ug/kg	1.1	0.14	1
Dibromochloromethane	ND		ug/kg	1.1	0.16	1
1,1,2-Trichloroethane	ND		ug/kg	1.1	0.30	1
Tetrachloroethene	1.4		ug/kg	0.56	0.22	1
Chlorobenzene	ND		ug/kg	0.56	0.14	1
Trichlorofluoromethane	ND		ug/kg	4.4	0.77	1
1,2-Dichloroethane	ND		ug/kg	1.1	0.29	1
1,1,1-Trichloroethane	ND		ug/kg	0.56	0.19	1
Bromodichloromethane	ND		ug/kg	0.56	0.12	1
trans-1,3-Dichloropropene	ND		ug/kg	1.1	0.30	1
cis-1,3-Dichloropropene	ND		ug/kg	0.56	0.18	1
1,3-Dichloropropene, Total	ND		ug/kg	0.56	0.18	1
1,1-Dichloropropene	ND		ug/kg	0.56	0.18	1
Bromoform	ND		ug/kg	4.4	0.27	1
1,1,2,2-Tetrachloroethane	ND		ug/kg	0.56	0.18	1
Benzene	ND		ug/kg	0.56	0.18	1
Toluene	ND		ug/kg	1.1	0.60	1
Ethylbenzene	ND		ug/kg	1.1	0.16	1
Chloromethane	ND		ug/kg	4.4	1.0	1
Bromomethane	ND		ug/kg	2.2	0.65	1
Vinyl chloride	ND		ug/kg	1.1	0.37	1
Chloroethane	ND		ug/kg	2.2	0.50	1
1,1-Dichloroethene	ND		ug/kg	1.1	0.26	1
trans-1,2-Dichloroethene	ND		ug/kg	1.7	0.15	1

Project Name: 501241

Lab Number: L2202232

Project Number: S01241

Report Date: 02/25/22

SAMPLE RESULTS

Lab ID: L2202232-04
 Client ID: SB-04-9.5-10.0
 Sample Location: 43-45 LAFAYETTE AVE., SUFFERN, NY

Date Collected: 01/13/22 10:05
 Date Received: 01/14/22
 Field Prep: Not Specified

Sample Depth:

Parameter	Result	Qualifier	Units	RL	MDL	Dilution Factor
Volatile Organics by EPA 5035 Low - Westborough Lab						
Trichloroethene	ND		ug/kg	0.56	0.15	1
1,2-Dichlorobenzene	ND		ug/kg	2.2	0.16	1
1,3-Dichlorobenzene	ND		ug/kg	2.2	0.16	1
1,4-Dichlorobenzene	ND		ug/kg	2.2	0.19	1
Methyl tert butyl ether	ND		ug/kg	2.2	0.22	1
p/m-Xylene	ND		ug/kg	2.2	0.62	1
o-Xylene	ND		ug/kg	1.1	0.32	1
Xylenes, Total	ND		ug/kg	1.1	0.32	1
cis-1,2-Dichloroethene	ND		ug/kg	1.1	0.19	1
1,2-Dichloroethene, Total	ND		ug/kg	1.1	0.15	1
Dibromomethane	ND		ug/kg	2.2	0.26	1
Styrene	ND		ug/kg	1.1	0.22	1
Dichlorodifluoromethane	ND		ug/kg	11	1.0	1
Acetone	ND		ug/kg	11	5.4	1
Carbon disulfide	ND		ug/kg	11	5.1	1
2-Butanone	ND		ug/kg	11	2.5	1
Vinyl acetate	ND		ug/kg	11	2.4	1
4-Methyl-2-pentanone	ND		ug/kg	11	1.4	1
1,2,3-Trichloropropane	ND		ug/kg	2.2	0.14	1
2-Hexanone	ND		ug/kg	11	1.3	1
Bromochloromethane	ND		ug/kg	2.2	0.23	1
2,2-Dichloropropane	ND		ug/kg	2.2	0.22	1
1,2-Dibromoethane	ND		ug/kg	1.1	0.31	1
1,3-Dichloropropane	ND		ug/kg	2.2	0.19	1
1,1,1,2-Tetrachloroethane	ND		ug/kg	0.56	0.15	1
Bromobenzene	ND		ug/kg	2.2	0.16	1
n-Butylbenzene	ND		ug/kg	1.1	0.19	1
sec-Butylbenzene	ND		ug/kg	1.1	0.16	1
tert-Butylbenzene	ND		ug/kg	2.2	0.13	1
o-Chlorotoluene	ND		ug/kg	2.2	0.21	1
p-Chlorotoluene	ND		ug/kg	2.2	0.12	1
1,2-Dibromo-3-chloropropane	ND		ug/kg	3.3	1.1	1
Hexachlorobutadiene	ND		ug/kg	4.4	0.19	1
Isopropylbenzene	ND		ug/kg	1.1	0.12	1
p-Isopropyltoluene	ND		ug/kg	1.1	0.12	1
Naphthalene	ND		ug/kg	4.4	0.72	1
Acrylonitrile	ND		ug/kg	4.4	1.3	1

Project Name: 501241

Lab Number: L2202232

Project Number: S01241

Report Date: 02/25/22

SAMPLE RESULTS

Lab ID: L2202232-04
 Client ID: SB-04-9.5-10.0
 Sample Location: 43-45 LAFAYETTE AVE., SUFFERN, NY

Date Collected: 01/13/22 10:05
 Date Received: 01/14/22
 Field Prep: Not Specified

Sample Depth:

Parameter	Result	Qualifier	Units	RL	MDL	Dilution Factor
Volatile Organics by EPA 5035 Low - Westborough Lab						
n-Propylbenzene	ND		ug/kg	1.1	0.19	1
1,2,3-Trichlorobenzene	ND		ug/kg	2.2	0.36	1
1,2,4-Trichlorobenzene	ND		ug/kg	2.2	0.30	1
1,3,5-Trimethylbenzene	ND		ug/kg	2.2	0.22	1
1,2,4-Trimethylbenzene	ND		ug/kg	2.2	0.37	1
1,4-Dioxane	ND		ug/kg	89	39.	1
p-Diethylbenzene	ND		ug/kg	2.2	0.20	1
p-Ethyltoluene	ND		ug/kg	2.2	0.43	1
1,2,4,5-Tetramethylbenzene	ND		ug/kg	2.2	0.21	1
Ethyl ether	ND		ug/kg	2.2	0.38	1
trans-1,4-Dichloro-2-butene	ND		ug/kg	5.6	1.6	1

Tentatively Identified Compounds

Total TIC Compounds	10.3	J	ug/kg			1
Unknown	10.3	J	ug/kg			1

Surrogate	% Recovery	Qualifier	Acceptance Criteria
1,2-Dichloroethane-d4	107		70-130
Toluene-d8	97		70-130
4-Bromofluorobenzene	95		70-130
Dibromofluoromethane	113		70-130

Project Name: 501241

Lab Number: L2202232

Project Number: S01241

Report Date: 02/25/22

SAMPLE RESULTS

Lab ID: L2202232-07
 Client ID: SB-05-9.0-9.5
 Sample Location: 43-45 LAFAYETTE AVE., SUFFERN, NY

Date Collected: 01/13/22 10:55
 Date Received: 01/14/22
 Field Prep: Not Specified

Sample Depth:

Matrix: Soil
 Analytical Method: 1,8260C
 Analytical Date: 01/18/22 16:19
 Analyst: AJK
 Percent Solids: 83%

Parameter	Result	Qualifier	Units	RL	MDL	Dilution Factor
Volatile Organics by EPA 5035 Low - Westborough Lab						
Methylene chloride	ND		ug/kg	4.8	2.2	1
1,1-Dichloroethane	ND		ug/kg	0.95	0.14	1
Chloroform	ND		ug/kg	1.4	0.13	1
Carbon tetrachloride	ND		ug/kg	0.95	0.22	1
1,2-Dichloropropane	ND		ug/kg	0.95	0.12	1
Dibromochloromethane	ND		ug/kg	0.95	0.13	1
1,1,2-Trichloroethane	ND		ug/kg	0.95	0.25	1
Tetrachloroethene	3.3		ug/kg	0.48	0.19	1
Chlorobenzene	ND		ug/kg	0.48	0.12	1
Trichlorofluoromethane	ND		ug/kg	3.8	0.66	1
1,2-Dichloroethane	ND		ug/kg	0.95	0.24	1
1,1,1-Trichloroethane	ND		ug/kg	0.48	0.16	1
Bromodichloromethane	ND		ug/kg	0.48	0.10	1
trans-1,3-Dichloropropene	ND		ug/kg	0.95	0.26	1
cis-1,3-Dichloropropene	ND		ug/kg	0.48	0.15	1
1,3-Dichloropropene, Total	ND		ug/kg	0.48	0.15	1
1,1-Dichloropropene	ND		ug/kg	0.48	0.15	1
Bromoform	ND		ug/kg	3.8	0.23	1
1,1,2,2-Tetrachloroethane	ND		ug/kg	0.48	0.16	1
Benzene	ND		ug/kg	0.48	0.16	1
Toluene	ND		ug/kg	0.95	0.52	1
Ethylbenzene	ND		ug/kg	0.95	0.13	1
Chloromethane	ND		ug/kg	3.8	0.89	1
Bromomethane	ND		ug/kg	1.9	0.55	1
Vinyl chloride	ND		ug/kg	0.95	0.32	1
Chloroethane	ND		ug/kg	1.9	0.43	1
1,1-Dichloroethene	ND		ug/kg	0.95	0.23	1
trans-1,2-Dichloroethene	ND		ug/kg	1.4	0.13	1

Project Name: 501241

Lab Number: L2202232

Project Number: S01241

Report Date: 02/25/22

SAMPLE RESULTS

Lab ID: L2202232-07
 Client ID: SB-05-9.0-9.5
 Sample Location: 43-45 LAFAYETTE AVE., SUFFERN, NY

Date Collected: 01/13/22 10:55
 Date Received: 01/14/22
 Field Prep: Not Specified

Sample Depth:

Parameter	Result	Qualifier	Units	RL	MDL	Dilution Factor
Volatile Organics by EPA 5035 Low - Westborough Lab						
Trichloroethene	0.33	J	ug/kg	0.48	0.13	1
1,2-Dichlorobenzene	ND		ug/kg	1.9	0.14	1
1,3-Dichlorobenzene	ND		ug/kg	1.9	0.14	1
1,4-Dichlorobenzene	ND		ug/kg	1.9	0.16	1
Methyl tert butyl ether	ND		ug/kg	1.9	0.19	1
p/m-Xylene	ND		ug/kg	1.9	0.53	1
o-Xylene	ND		ug/kg	0.95	0.28	1
Xylenes, Total	ND		ug/kg	0.95	0.28	1
cis-1,2-Dichloroethene	0.27	J	ug/kg	0.95	0.17	1
1,2-Dichloroethene, Total	0.27	J	ug/kg	0.95	0.13	1
Dibromomethane	ND		ug/kg	1.9	0.23	1
Styrene	ND		ug/kg	0.95	0.19	1
Dichlorodifluoromethane	ND		ug/kg	9.5	0.87	1
Acetone	ND		ug/kg	9.5	4.6	1
Carbon disulfide	ND		ug/kg	9.5	4.3	1
2-Butanone	ND		ug/kg	9.5	2.1	1
Vinyl acetate	ND		ug/kg	9.5	2.0	1
4-Methyl-2-pentanone	ND		ug/kg	9.5	1.2	1
1,2,3-Trichloropropane	ND		ug/kg	1.9	0.12	1
2-Hexanone	ND		ug/kg	9.5	1.1	1
Bromochloromethane	ND		ug/kg	1.9	0.20	1
2,2-Dichloropropane	ND		ug/kg	1.9	0.19	1
1,2-Dibromoethane	ND		ug/kg	0.95	0.26	1
1,3-Dichloropropane	ND		ug/kg	1.9	0.16	1
1,1,1,2-Tetrachloroethane	ND		ug/kg	0.48	0.12	1
Bromobenzene	ND		ug/kg	1.9	0.14	1
n-Butylbenzene	ND		ug/kg	0.95	0.16	1
sec-Butylbenzene	ND		ug/kg	0.95	0.14	1
tert-Butylbenzene	ND		ug/kg	1.9	0.11	1
o-Chlorotoluene	ND		ug/kg	1.9	0.18	1
p-Chlorotoluene	ND		ug/kg	1.9	0.10	1
1,2-Dibromo-3-chloropropane	ND		ug/kg	2.8	0.95	1
Hexachlorobutadiene	ND		ug/kg	3.8	0.16	1
Isopropylbenzene	ND		ug/kg	0.95	0.10	1
p-Isopropyltoluene	ND		ug/kg	0.95	0.10	1
Naphthalene	ND		ug/kg	3.8	0.62	1
Acrylonitrile	ND		ug/kg	3.8	1.1	1

Project Name: 501241

Lab Number: L2202232

Project Number: S01241

Report Date: 02/25/22

SAMPLE RESULTS

Lab ID: L2202232-07
 Client ID: SB-05-9.0-9.5
 Sample Location: 43-45 LAFAYETTE AVE., SUFFERN, NY

Date Collected: 01/13/22 10:55
 Date Received: 01/14/22
 Field Prep: Not Specified

Sample Depth:

Parameter	Result	Qualifier	Units	RL	MDL	Dilution Factor
Volatile Organics by EPA 5035 Low - Westborough Lab						
n-Propylbenzene	ND		ug/kg	0.95	0.16	1
1,2,3-Trichlorobenzene	ND		ug/kg	1.9	0.31	1
1,2,4-Trichlorobenzene	ND		ug/kg	1.9	0.26	1
1,3,5-Trimethylbenzene	ND		ug/kg	1.9	0.18	1
1,2,4-Trimethylbenzene	ND		ug/kg	1.9	0.32	1
1,4-Dioxane	ND		ug/kg	76	33.	1
p-Diethylbenzene	ND		ug/kg	1.9	0.17	1
p-Ethyltoluene	ND		ug/kg	1.9	0.36	1
1,2,4,5-Tetramethylbenzene	ND		ug/kg	1.9	0.18	1
Ethyl ether	ND		ug/kg	1.9	0.32	1
trans-1,4-Dichloro-2-butene	ND		ug/kg	4.8	1.4	1

Tentatively Identified Compounds

Total TIC Compounds	10.5	J	ug/kg			1
Unknown	10.5	J	ug/kg			1

Surrogate	% Recovery	Qualifier	Acceptance Criteria
1,2-Dichloroethane-d4	113		70-130
Toluene-d8	95		70-130
4-Bromofluorobenzene	93		70-130
Dibromofluoromethane	114		70-130

Project Name: 501241

Lab Number: L2202232

Project Number: S01241

Report Date: 02/25/22

SAMPLE RESULTS

Lab ID: L2202232-08
 Client ID: DUP-011322
 Sample Location: 43-45 LAFAYETTE AVE., SUFFERN, NY

Date Collected: 01/13/22 11:00
 Date Received: 01/14/22
 Field Prep: Not Specified

Sample Depth:

Matrix: Soil
 Analytical Method: 1,8260C
 Analytical Date: 01/18/22 16:39
 Analyst: AJK
 Percent Solids: 81%

Parameter	Result	Qualifier	Units	RL	MDL	Dilution Factor
Volatile Organics by EPA 5035 Low - Westborough Lab						
Methylene chloride	ND		ug/kg	4.7	2.2	1
1,1-Dichloroethane	ND		ug/kg	0.94	0.14	1
Chloroform	ND		ug/kg	1.4	0.13	1
Carbon tetrachloride	ND		ug/kg	0.94	0.22	1
1,2-Dichloropropane	ND		ug/kg	0.94	0.12	1
Dibromochloromethane	ND		ug/kg	0.94	0.13	1
1,1,2-Trichloroethane	ND		ug/kg	0.94	0.25	1
Tetrachloroethene	3.7		ug/kg	0.47	0.18	1
Chlorobenzene	ND		ug/kg	0.47	0.12	1
Trichlorofluoromethane	ND		ug/kg	3.8	0.65	1
1,2-Dichloroethane	ND		ug/kg	0.94	0.24	1
1,1,1-Trichloroethane	ND		ug/kg	0.47	0.16	1
Bromodichloromethane	ND		ug/kg	0.47	0.10	1
trans-1,3-Dichloropropene	ND		ug/kg	0.94	0.26	1
cis-1,3-Dichloropropene	ND		ug/kg	0.47	0.15	1
1,3-Dichloropropene, Total	ND		ug/kg	0.47	0.15	1
1,1-Dichloropropene	ND		ug/kg	0.47	0.15	1
Bromoform	ND		ug/kg	3.8	0.23	1
1,1,2,2-Tetrachloroethane	ND		ug/kg	0.47	0.16	1
Benzene	ND		ug/kg	0.47	0.16	1
Toluene	ND		ug/kg	0.94	0.51	1
Ethylbenzene	ND		ug/kg	0.94	0.13	1
Chloromethane	ND		ug/kg	3.8	0.88	1
Bromomethane	ND		ug/kg	1.9	0.54	1
Vinyl chloride	ND		ug/kg	0.94	0.31	1
Chloroethane	ND		ug/kg	1.9	0.42	1
1,1-Dichloroethene	ND		ug/kg	0.94	0.22	1
trans-1,2-Dichloroethene	ND		ug/kg	1.4	0.13	1

Project Name: 501241

Lab Number: L2202232

Project Number: S01241

Report Date: 02/25/22

SAMPLE RESULTS

Lab ID: L2202232-08
 Client ID: DUP-011322
 Sample Location: 43-45 LAFAYETTE AVE., SUFFERN, NY

Date Collected: 01/13/22 11:00
 Date Received: 01/14/22
 Field Prep: Not Specified

Sample Depth:

Parameter	Result	Qualifier	Units	RL	MDL	Dilution Factor
Volatile Organics by EPA 5035 Low - Westborough Lab						
Trichloroethene	0.31	J	ug/kg	0.47	0.13	1
1,2-Dichlorobenzene	ND		ug/kg	1.9	0.14	1
1,3-Dichlorobenzene	ND		ug/kg	1.9	0.14	1
1,4-Dichlorobenzene	ND		ug/kg	1.9	0.16	1
Methyl tert butyl ether	ND		ug/kg	1.9	0.19	1
p/m-Xylene	ND		ug/kg	1.9	0.53	1
o-Xylene	ND		ug/kg	0.94	0.27	1
Xylenes, Total	ND		ug/kg	0.94	0.27	1
cis-1,2-Dichloroethene	0.18	J	ug/kg	0.94	0.16	1
1,2-Dichloroethene, Total	0.18	J	ug/kg	0.94	0.13	1
Dibromomethane	ND		ug/kg	1.9	0.22	1
Styrene	ND		ug/kg	0.94	0.18	1
Dichlorodifluoromethane	ND		ug/kg	9.4	0.86	1
Acetone	6.6	J	ug/kg	9.4	4.5	1
Carbon disulfide	ND		ug/kg	9.4	4.3	1
2-Butanone	ND		ug/kg	9.4	2.1	1
Vinyl acetate	ND		ug/kg	9.4	2.0	1
4-Methyl-2-pentanone	ND		ug/kg	9.4	1.2	1
1,2,3-Trichloropropane	ND		ug/kg	1.9	0.12	1
2-Hexanone	ND		ug/kg	9.4	1.1	1
Bromochloromethane	ND		ug/kg	1.9	0.19	1
2,2-Dichloropropane	ND		ug/kg	1.9	0.19	1
1,2-Dibromoethane	ND		ug/kg	0.94	0.26	1
1,3-Dichloropropane	ND		ug/kg	1.9	0.16	1
1,1,1,2-Tetrachloroethane	ND		ug/kg	0.47	0.12	1
Bromobenzene	ND		ug/kg	1.9	0.14	1
n-Butylbenzene	ND		ug/kg	0.94	0.16	1
sec-Butylbenzene	ND		ug/kg	0.94	0.14	1
tert-Butylbenzene	ND		ug/kg	1.9	0.11	1
o-Chlorotoluene	ND		ug/kg	1.9	0.18	1
p-Chlorotoluene	ND		ug/kg	1.9	0.10	1
1,2-Dibromo-3-chloropropane	ND		ug/kg	2.8	0.94	1
Hexachlorobutadiene	ND		ug/kg	3.8	0.16	1
Isopropylbenzene	ND		ug/kg	0.94	0.10	1
p-Isopropyltoluene	ND		ug/kg	0.94	0.10	1
Naphthalene	ND		ug/kg	3.8	0.61	1
Acrylonitrile	ND		ug/kg	3.8	1.1	1

Project Name: 501241

Lab Number: L2202232

Project Number: S01241

Report Date: 02/25/22

SAMPLE RESULTS

Lab ID: L2202232-08
 Client ID: DUP-011322
 Sample Location: 43-45 LAFAYETTE AVE., SUFFERN, NY

Date Collected: 01/13/22 11:00
 Date Received: 01/14/22
 Field Prep: Not Specified

Sample Depth:

Parameter	Result	Qualifier	Units	RL	MDL	Dilution Factor
Volatile Organics by EPA 5035 Low - Westborough Lab						
n-Propylbenzene	ND		ug/kg	0.94	0.16	1
1,2,3-Trichlorobenzene	ND		ug/kg	1.9	0.30	1
1,2,4-Trichlorobenzene	ND		ug/kg	1.9	0.26	1
1,3,5-Trimethylbenzene	ND		ug/kg	1.9	0.18	1
1,2,4-Trimethylbenzene	ND		ug/kg	1.9	0.31	1
1,4-Dioxane	ND		ug/kg	75	33.	1
p-Diethylbenzene	ND		ug/kg	1.9	0.17	1
p-Ethyltoluene	ND		ug/kg	1.9	0.36	1
1,2,4,5-Tetramethylbenzene	ND		ug/kg	1.9	0.18	1
Ethyl ether	ND		ug/kg	1.9	0.32	1
trans-1,4-Dichloro-2-butene	ND		ug/kg	4.7	1.3	1

Tentatively Identified Compounds

Total TIC Compounds	13.2	J	ug/kg			1
Unknown	13.2	J	ug/kg			1

Surrogate	% Recovery	Qualifier	Acceptance Criteria
1,2-Dichloroethane-d4	120		70-130
Toluene-d8	94		70-130
4-Bromofluorobenzene	94		70-130
Dibromofluoromethane	119		70-130

Project Name: 501241

Lab Number: L2202232

Project Number: S01241

Report Date: 02/25/22

SAMPLE RESULTS

Lab ID: L2202232-11
 Client ID: SB-06-9.0-9.5
 Sample Location: 43-45 LAFAYETTE AVE., SUFFERN, NY

Date Collected: 01/13/22 11:50
 Date Received: 01/14/22
 Field Prep: Not Specified

Sample Depth:

Matrix: Soil
 Analytical Method: 1,8260C
 Analytical Date: 01/19/22 16:09
 Analyst: KJD
 Percent Solids: 82%

Parameter	Result	Qualifier	Units	RL	MDL	Dilution Factor
Volatile Organics by EPA 5035 Low - Westborough Lab						
Methylene chloride	ND		ug/kg	5.0	2.3	1
1,1-Dichloroethane	ND		ug/kg	1.0	0.14	1
Chloroform	ND		ug/kg	1.5	0.14	1
Carbon tetrachloride	ND		ug/kg	1.0	0.23	1
1,2-Dichloropropane	ND		ug/kg	1.0	0.12	1
Dibromochloromethane	ND		ug/kg	1.0	0.14	1
1,1,2-Trichloroethane	ND		ug/kg	1.0	0.27	1
Tetrachloroethene	110		ug/kg	0.50	0.20	1
Chlorobenzene	ND		ug/kg	0.50	0.13	1
Trichlorofluoromethane	ND		ug/kg	4.0	0.70	1
1,2-Dichloroethane	ND		ug/kg	1.0	0.26	1
1,1,1-Trichloroethane	ND		ug/kg	0.50	0.17	1
Bromodichloromethane	ND		ug/kg	0.50	0.11	1
trans-1,3-Dichloropropene	ND		ug/kg	1.0	0.27	1
cis-1,3-Dichloropropene	ND		ug/kg	0.50	0.16	1
1,3-Dichloropropene, Total	ND		ug/kg	0.50	0.16	1
1,1-Dichloropropene	ND		ug/kg	0.50	0.16	1
Bromoform	ND		ug/kg	4.0	0.25	1
1,1,2,2-Tetrachloroethane	ND		ug/kg	0.50	0.17	1
Benzene	ND		ug/kg	0.50	0.17	1
Toluene	ND		ug/kg	1.0	0.55	1
Ethylbenzene	ND		ug/kg	1.0	0.14	1
Chloromethane	ND		ug/kg	4.0	0.94	1
Bromomethane	ND		ug/kg	2.0	0.58	1
Vinyl chloride	ND		ug/kg	1.0	0.34	1
Chloroethane	ND		ug/kg	2.0	0.45	1
1,1-Dichloroethene	ND		ug/kg	1.0	0.24	1
trans-1,2-Dichloroethene	ND		ug/kg	1.5	0.14	1

Project Name: 501241

Lab Number: L2202232

Project Number: S01241

Report Date: 02/25/22

SAMPLE RESULTS

Lab ID: L2202232-11
 Client ID: SB-06-9.0-9.5
 Sample Location: 43-45 LAFAYETTE AVE., SUFFERN, NY

Date Collected: 01/13/22 11:50
 Date Received: 01/14/22
 Field Prep: Not Specified

Sample Depth:

Parameter	Result	Qualifier	Units	RL	MDL	Dilution Factor
Volatile Organics by EPA 5035 Low - Westborough Lab						
Trichloroethene	9.8		ug/kg	0.50	0.14	1
1,2-Dichlorobenzene	ND		ug/kg	2.0	0.14	1
1,3-Dichlorobenzene	ND		ug/kg	2.0	0.15	1
1,4-Dichlorobenzene	ND		ug/kg	2.0	0.17	1
Methyl tert butyl ether	ND		ug/kg	2.0	0.20	1
p/m-Xylene	ND		ug/kg	2.0	0.56	1
o-Xylene	ND		ug/kg	1.0	0.29	1
Xylenes, Total	ND		ug/kg	1.0	0.29	1
cis-1,2-Dichloroethene	11		ug/kg	1.0	0.18	1
1,2-Dichloroethene, Total	11		ug/kg	1.0	0.14	1
Dibromomethane	ND		ug/kg	2.0	0.24	1
Styrene	ND		ug/kg	1.0	0.20	1
Dichlorodifluoromethane	ND		ug/kg	10	0.92	1
Acetone	17		ug/kg	10	4.8	1
Carbon disulfide	ND		ug/kg	10	4.6	1
2-Butanone	ND		ug/kg	10	2.2	1
Vinyl acetate	ND		ug/kg	10	2.2	1
4-Methyl-2-pentanone	ND		ug/kg	10	1.3	1
1,2,3-Trichloropropane	ND		ug/kg	2.0	0.13	1
2-Hexanone	ND		ug/kg	10	1.2	1
Bromochloromethane	ND		ug/kg	2.0	0.21	1
2,2-Dichloropropane	ND		ug/kg	2.0	0.20	1
1,2-Dibromoethane	ND		ug/kg	1.0	0.28	1
1,3-Dichloropropane	ND		ug/kg	2.0	0.17	1
1,1,1,2-Tetrachloroethane	ND		ug/kg	0.50	0.13	1
Bromobenzene	ND		ug/kg	2.0	0.14	1
n-Butylbenzene	ND		ug/kg	1.0	0.17	1
sec-Butylbenzene	11		ug/kg	1.0	0.15	1
tert-Butylbenzene	1.2	J	ug/kg	2.0	0.12	1
o-Chlorotoluene	1.1	J	ug/kg	2.0	0.19	1
p-Chlorotoluene	ND		ug/kg	2.0	0.11	1
1,2-Dibromo-3-chloropropane	ND		ug/kg	3.0	1.0	1
Hexachlorobutadiene	ND		ug/kg	4.0	0.17	1
Isopropylbenzene	0.87	J	ug/kg	1.0	0.11	1
p-Isopropyltoluene	1.1		ug/kg	1.0	0.11	1
Naphthalene	1.7	J	ug/kg	4.0	0.65	1
Acrylonitrile	ND		ug/kg	4.0	1.2	1

Project Name: 501241

Lab Number: L2202232

Project Number: S01241

Report Date: 02/25/22

SAMPLE RESULTS

Lab ID: L2202232-11
 Client ID: SB-06-9.0-9.5
 Sample Location: 43-45 LAFAYETTE AVE., SUFFERN, NY

Date Collected: 01/13/22 11:50
 Date Received: 01/14/22
 Field Prep: Not Specified

Sample Depth:

Parameter	Result	Qualifier	Units	RL	MDL	Dilution Factor
Volatile Organics by EPA 5035 Low - Westborough Lab						
n-Propylbenzene	ND		ug/kg	1.0	0.17	1
1,2,3-Trichlorobenzene	ND		ug/kg	2.0	0.32	1
1,2,4-Trichlorobenzene	ND		ug/kg	2.0	0.27	1
1,3,5-Trimethylbenzene	ND		ug/kg	2.0	0.19	1
1,2,4-Trimethylbenzene	ND		ug/kg	2.0	0.34	1
1,4-Dioxane	ND		ug/kg	80	35.	1
p-Diethylbenzene	4.3		ug/kg	2.0	0.18	1
p-Ethyltoluene	ND		ug/kg	2.0	0.39	1
1,2,4,5-Tetramethylbenzene	ND		ug/kg	2.0	0.19	1
Ethyl ether	ND		ug/kg	2.0	0.34	1
trans-1,4-Dichloro-2-butene	ND		ug/kg	5.0	1.4	1

Tentatively Identified Compounds

Total TIC Compounds	768	J	ug/kg			1
Unknown	82.7	J	ug/kg			1
Undecane, 5-methyl-	70.5	NJ	ug/kg			1
Unknown Cyclohexane	70.3	J	ug/kg			1
Unknown Cycloalkane	67.3	J	ug/kg			1
Unknown Alkane	64.0	J	ug/kg			1
Decane, 4-methyl-	93.1	NJ	ug/kg			1
Unknown	65.5	J	ug/kg			1
Unknown	102	J	ug/kg			1
Unknown	81.9	J	ug/kg			1
Unknown	71.0	J	ug/kg			1

Surrogate	% Recovery	Qualifier	Acceptance Criteria
1,2-Dichloroethane-d4	105		70-130
Toluene-d8	93		70-130
4-Bromofluorobenzene	311	Q	70-130
Dibromofluoromethane	103		70-130

Project Name: 501241

Lab Number: L2202232

Project Number: S01241

Report Date: 02/25/22

SAMPLE RESULTS

Lab ID: L2202232-14
 Client ID: SB-07-9.0-9.5
 Sample Location: 43-45 LAFAYETTE AVE., SUFFERN, NY

Date Collected: 01/13/22 12:35
 Date Received: 01/14/22
 Field Prep: Not Specified

Sample Depth:

Matrix: Soil
 Analytical Method: 1,8260C
 Analytical Date: 01/18/22 16:59
 Analyst: AJK
 Percent Solids: 85%

Parameter	Result	Qualifier	Units	RL	MDL	Dilution Factor
Volatile Organics by EPA 5035 Low - Westborough Lab						
Methylene chloride	ND		ug/kg	4.2	1.9	1
1,1-Dichloroethane	ND		ug/kg	0.84	0.12	1
Chloroform	ND		ug/kg	1.3	0.12	1
Carbon tetrachloride	ND		ug/kg	0.84	0.19	1
1,2-Dichloropropane	ND		ug/kg	0.84	0.10	1
Dibromochloromethane	ND		ug/kg	0.84	0.12	1
1,1,2-Trichloroethane	ND		ug/kg	0.84	0.22	1
Tetrachloroethene	2.6		ug/kg	0.42	0.16	1
Chlorobenzene	ND		ug/kg	0.42	0.11	1
Trichlorofluoromethane	ND		ug/kg	3.4	0.58	1
1,2-Dichloroethane	ND		ug/kg	0.84	0.22	1
1,1,1-Trichloroethane	ND		ug/kg	0.42	0.14	1
Bromodichloromethane	ND		ug/kg	0.42	0.09	1
trans-1,3-Dichloropropene	ND		ug/kg	0.84	0.23	1
cis-1,3-Dichloropropene	ND		ug/kg	0.42	0.13	1
1,3-Dichloropropene, Total	ND		ug/kg	0.42	0.13	1
1,1-Dichloropropene	ND		ug/kg	0.42	0.13	1
Bromoform	ND		ug/kg	3.4	0.21	1
1,1,2,2-Tetrachloroethane	ND		ug/kg	0.42	0.14	1
Benzene	ND		ug/kg	0.42	0.14	1
Toluene	ND		ug/kg	0.84	0.46	1
Ethylbenzene	ND		ug/kg	0.84	0.12	1
Chloromethane	ND		ug/kg	3.4	0.78	1
Bromomethane	ND		ug/kg	1.7	0.49	1
Vinyl chloride	ND		ug/kg	0.84	0.28	1
Chloroethane	ND		ug/kg	1.7	0.38	1
1,1-Dichloroethene	ND		ug/kg	0.84	0.20	1
trans-1,2-Dichloroethene	ND		ug/kg	1.3	0.12	1

Project Name: 501241

Lab Number: L2202232

Project Number: S01241

Report Date: 02/25/22

SAMPLE RESULTS

Lab ID: L2202232-14
 Client ID: SB-07-9.0-9.5
 Sample Location: 43-45 LAFAYETTE AVE., SUFFERN, NY

Date Collected: 01/13/22 12:35
 Date Received: 01/14/22
 Field Prep: Not Specified

Sample Depth:

Parameter	Result	Qualifier	Units	RL	MDL	Dilution Factor
Volatile Organics by EPA 5035 Low - Westborough Lab						
Trichloroethene	ND		ug/kg	0.42	0.12	1
1,2-Dichlorobenzene	ND		ug/kg	1.7	0.12	1
1,3-Dichlorobenzene	ND		ug/kg	1.7	0.12	1
1,4-Dichlorobenzene	ND		ug/kg	1.7	0.14	1
Methyl tert butyl ether	ND		ug/kg	1.7	0.17	1
p/m-Xylene	ND		ug/kg	1.7	0.47	1
o-Xylene	ND		ug/kg	0.84	0.24	1
Xylenes, Total	ND		ug/kg	0.84	0.24	1
cis-1,2-Dichloroethene	ND		ug/kg	0.84	0.15	1
1,2-Dichloroethene, Total	ND		ug/kg	0.84	0.12	1
Dibromomethane	ND		ug/kg	1.7	0.20	1
Styrene	ND		ug/kg	0.84	0.16	1
Dichlorodifluoromethane	ND		ug/kg	8.4	0.77	1
Acetone	ND		ug/kg	8.4	4.0	1
Carbon disulfide	ND		ug/kg	8.4	3.8	1
2-Butanone	ND		ug/kg	8.4	1.9	1
Vinyl acetate	ND		ug/kg	8.4	1.8	1
4-Methyl-2-pentanone	ND		ug/kg	8.4	1.1	1
1,2,3-Trichloropropane	ND		ug/kg	1.7	0.11	1
2-Hexanone	ND		ug/kg	8.4	0.99	1
Bromochloromethane	ND		ug/kg	1.7	0.17	1
2,2-Dichloropropane	ND		ug/kg	1.7	0.17	1
1,2-Dibromoethane	ND		ug/kg	0.84	0.23	1
1,3-Dichloropropane	ND		ug/kg	1.7	0.14	1
1,1,1,2-Tetrachloroethane	ND		ug/kg	0.42	0.11	1
Bromobenzene	ND		ug/kg	1.7	0.12	1
n-Butylbenzene	ND		ug/kg	0.84	0.14	1
sec-Butylbenzene	ND		ug/kg	0.84	0.12	1
tert-Butylbenzene	ND		ug/kg	1.7	0.10	1
o-Chlorotoluene	ND		ug/kg	1.7	0.16	1
p-Chlorotoluene	ND		ug/kg	1.7	0.09	1
1,2-Dibromo-3-chloropropane	ND		ug/kg	2.5	0.84	1
Hexachlorobutadiene	ND		ug/kg	3.4	0.14	1
Isopropylbenzene	ND		ug/kg	0.84	0.09	1
p-Isopropyltoluene	ND		ug/kg	0.84	0.09	1
Naphthalene	ND		ug/kg	3.4	0.55	1
Acrylonitrile	ND		ug/kg	3.4	0.97	1

Project Name: 501241

Lab Number: L2202232

Project Number: S01241

Report Date: 02/25/22

SAMPLE RESULTS

Lab ID: L2202232-14
 Client ID: SB-07-9.0-9.5
 Sample Location: 43-45 LAFAYETTE AVE., SUFFERN, NY

Date Collected: 01/13/22 12:35
 Date Received: 01/14/22
 Field Prep: Not Specified

Sample Depth:

Parameter	Result	Qualifier	Units	RL	MDL	Dilution Factor
Volatile Organics by EPA 5035 Low - Westborough Lab						
n-Propylbenzene	ND		ug/kg	0.84	0.14	1
1,2,3-Trichlorobenzene	ND		ug/kg	1.7	0.27	1
1,2,4-Trichlorobenzene	ND		ug/kg	1.7	0.23	1
1,3,5-Trimethylbenzene	ND		ug/kg	1.7	0.16	1
1,2,4-Trimethylbenzene	ND		ug/kg	1.7	0.28	1
1,4-Dioxane	ND		ug/kg	67	30.	1
p-Diethylbenzene	ND		ug/kg	1.7	0.15	1
p-Ethyltoluene	ND		ug/kg	1.7	0.32	1
1,2,4,5-Tetramethylbenzene	ND		ug/kg	1.7	0.16	1
Ethyl ether	ND		ug/kg	1.7	0.29	1
trans-1,4-Dichloro-2-butene	ND		ug/kg	4.2	1.2	1

Tentatively Identified Compounds

Total TIC Compounds	8.91	J	ug/kg			1
Unknown	8.91	J	ug/kg			1

Surrogate	% Recovery	Qualifier	Acceptance Criteria
1,2-Dichloroethane-d4	117		70-130
Toluene-d8	95		70-130
4-Bromofluorobenzene	94		70-130
Dibromofluoromethane	116		70-130

Project Name: 501241
Project Number: S01241

Lab Number: L2202232
Report Date: 02/25/22

**Method Blank Analysis
Batch Quality Control**

Analytical Method: 1,8260C
Analytical Date: 01/18/22 12:01
Analyst: KTD

Parameter	Result	Qualifier	Units	RL	MDL
Volatile Organics by EPA 5035 Low - Westborough Lab for sample(s): 01,04,07-08,14 Batch: WG1595756-5					
Methylene chloride	ND		ug/kg	5.0	2.3
1,1-Dichloroethane	ND		ug/kg	1.0	0.14
Chloroform	ND		ug/kg	1.5	0.14
Carbon tetrachloride	ND		ug/kg	1.0	0.23
1,2-Dichloropropane	ND		ug/kg	1.0	0.12
Dibromochloromethane	ND		ug/kg	1.0	0.14
1,1,2-Trichloroethane	ND		ug/kg	1.0	0.27
Tetrachloroethene	ND		ug/kg	0.50	0.20
Chlorobenzene	ND		ug/kg	0.50	0.13
Trichlorofluoromethane	ND		ug/kg	4.0	0.70
1,2-Dichloroethane	ND		ug/kg	1.0	0.26
1,1,1-Trichloroethane	ND		ug/kg	0.50	0.17
Bromodichloromethane	ND		ug/kg	0.50	0.11
trans-1,3-Dichloropropene	ND		ug/kg	1.0	0.27
cis-1,3-Dichloropropene	ND		ug/kg	0.50	0.16
1,3-Dichloropropene, Total	ND		ug/kg	0.50	0.16
1,1-Dichloropropene	ND		ug/kg	0.50	0.16
Bromoform	ND		ug/kg	4.0	0.25
1,1,2,2-Tetrachloroethane	ND		ug/kg	0.50	0.17
Benzene	ND		ug/kg	0.50	0.17
Toluene	ND		ug/kg	1.0	0.54
Ethylbenzene	ND		ug/kg	1.0	0.14
Chloromethane	ND		ug/kg	4.0	0.93
Bromomethane	ND		ug/kg	2.0	0.58
Vinyl chloride	ND		ug/kg	1.0	0.34
Chloroethane	ND		ug/kg	2.0	0.45
1,1-Dichloroethene	ND		ug/kg	1.0	0.24
trans-1,2-Dichloroethene	ND		ug/kg	1.5	0.14
Trichloroethene	ND		ug/kg	0.50	0.14

Project Name: 501241
Project Number: S01241

Lab Number: L2202232
Report Date: 02/25/22

**Method Blank Analysis
Batch Quality Control**

Analytical Method: 1,8260C
Analytical Date: 01/18/22 12:01
Analyst: KTD

Parameter	Result	Qualifier	Units	RL	MDL
Volatile Organics by EPA 5035 Low - Westborough Lab for sample(s): 01,04,07-08,14 Batch: WG1595756-5					
1,2-Dichlorobenzene	ND		ug/kg	2.0	0.14
1,3-Dichlorobenzene	ND		ug/kg	2.0	0.15
1,4-Dichlorobenzene	ND		ug/kg	2.0	0.17
Methyl tert butyl ether	ND		ug/kg	2.0	0.20
p/m-Xylene	ND		ug/kg	2.0	0.56
o-Xylene	ND		ug/kg	1.0	0.29
Xylenes, Total	ND		ug/kg	1.0	0.29
cis-1,2-Dichloroethene	ND		ug/kg	1.0	0.18
1,2-Dichloroethene, Total	ND		ug/kg	1.0	0.14
Dibromomethane	ND		ug/kg	2.0	0.24
Styrene	ND		ug/kg	1.0	0.20
Dichlorodifluoromethane	ND		ug/kg	10	0.92
Acetone	ND		ug/kg	10	4.8
Carbon disulfide	ND		ug/kg	10	4.6
2-Butanone	3.4	J	ug/kg	10	2.2
Vinyl acetate	ND		ug/kg	10	2.2
4-Methyl-2-pentanone	ND		ug/kg	10	1.3
1,2,3-Trichloropropane	ND		ug/kg	2.0	0.13
2-Hexanone	ND		ug/kg	10	1.2
Bromochloromethane	ND		ug/kg	2.0	0.20
2,2-Dichloropropane	ND		ug/kg	2.0	0.20
1,2-Dibromoethane	ND		ug/kg	1.0	0.28
1,3-Dichloropropane	ND		ug/kg	2.0	0.17
1,1,1,2-Tetrachloroethane	ND		ug/kg	0.50	0.13
Bromobenzene	ND		ug/kg	2.0	0.14
n-Butylbenzene	ND		ug/kg	1.0	0.17
sec-Butylbenzene	ND		ug/kg	1.0	0.15
tert-Butylbenzene	ND		ug/kg	2.0	0.12
o-Chlorotoluene	ND		ug/kg	2.0	0.19

Project Name: 501241
Project Number: S01241

Lab Number: L2202232
Report Date: 02/25/22

Method Blank Analysis Batch Quality Control

Analytical Method: 1,8260C
Analytical Date: 01/18/22 12:01
Analyst: KTD

Parameter	Result	Qualifier	Units	RL	MDL
Volatile Organics by EPA 5035 Low - Westborough Lab for sample(s): 01,04,07-08,14 Batch: WG1595756-5					
p-Chlorotoluene	ND		ug/kg	2.0	0.11
1,2-Dibromo-3-chloropropane	ND		ug/kg	3.0	1.0
Hexachlorobutadiene	ND		ug/kg	4.0	0.17
Isopropylbenzene	ND		ug/kg	1.0	0.11
p-Isopropyltoluene	ND		ug/kg	1.0	0.11
Naphthalene	ND		ug/kg	4.0	0.65
Acrylonitrile	ND		ug/kg	4.0	1.2
n-Propylbenzene	ND		ug/kg	1.0	0.17
1,2,3-Trichlorobenzene	ND		ug/kg	2.0	0.32
1,2,4-Trichlorobenzene	ND		ug/kg	2.0	0.27
1,3,5-Trimethylbenzene	ND		ug/kg	2.0	0.19
1,2,4-Trimethylbenzene	ND		ug/kg	2.0	0.33
1,4-Dioxane	ND		ug/kg	80	35.
p-Diethylbenzene	ND		ug/kg	2.0	0.18
p-Ethyltoluene	ND		ug/kg	2.0	0.38
1,2,4,5-Tetramethylbenzene	ND		ug/kg	2.0	0.19
Ethyl ether	ND		ug/kg	2.0	0.34
trans-1,4-Dichloro-2-butene	ND		ug/kg	5.0	1.4

Tentatively Identified Compounds

Total TIC Compounds	14.6	J	ug/kg
Unknown	4.86	J	ug/kg
Unknown	9.78	J	ug/kg

Project Name: 501241

Lab Number: L2202232

Project Number: S01241

Report Date: 02/25/22

**Method Blank Analysis
Batch Quality Control**

Analytical Method: 1,8260C
 Analytical Date: 01/18/22 12:01
 Analyst: KTD

Parameter	Result	Qualifier	Units	RL	MDL
Volatile Organics by EPA 5035 Low - Westborough Lab for sample(s): 01,04,07-08,14 Batch: WG1595756-5					

Surrogate	%Recovery	Qualifier	Acceptance Criteria
1,2-Dichloroethane-d4	111		70-130
Toluene-d8	97		70-130
4-Bromofluorobenzene	96		70-130
Dibromofluoromethane	107		70-130

Project Name: 501241
Project Number: S01241

Lab Number: L2202232
Report Date: 02/25/22

Method Blank Analysis
Batch Quality Control

Analytical Method: 1,8260C
Analytical Date: 01/19/22 08:21
Analyst: MV

Parameter	Result	Qualifier	Units	RL	MDL
Volatile Organics by EPA 5035 Low - Westborough Lab for sample(s): 11 Batch: WG1595784-5					
Methylene chloride	ND		ug/kg	5.0	2.3
1,1-Dichloroethane	ND		ug/kg	1.0	0.14
Chloroform	ND		ug/kg	1.5	0.14
Carbon tetrachloride	ND		ug/kg	1.0	0.23
1,2-Dichloropropane	ND		ug/kg	1.0	0.12
Dibromochloromethane	ND		ug/kg	1.0	0.14
1,1,2-Trichloroethane	ND		ug/kg	1.0	0.27
Tetrachloroethene	ND		ug/kg	0.50	0.20
Chlorobenzene	ND		ug/kg	0.50	0.13
Trichlorofluoromethane	ND		ug/kg	4.0	0.70
1,2-Dichloroethane	ND		ug/kg	1.0	0.26
1,1,1-Trichloroethane	ND		ug/kg	0.50	0.17
Bromodichloromethane	ND		ug/kg	0.50	0.11
trans-1,3-Dichloropropene	ND		ug/kg	1.0	0.27
cis-1,3-Dichloropropene	ND		ug/kg	0.50	0.16
1,3-Dichloropropene, Total	ND		ug/kg	0.50	0.16
1,1-Dichloropropene	ND		ug/kg	0.50	0.16
Bromoform	ND		ug/kg	4.0	0.25
1,1,2,2-Tetrachloroethane	ND		ug/kg	0.50	0.17
Benzene	ND		ug/kg	0.50	0.17
Toluene	ND		ug/kg	1.0	0.54
Ethylbenzene	ND		ug/kg	1.0	0.14
Chloromethane	ND		ug/kg	4.0	0.93
Bromomethane	ND		ug/kg	2.0	0.58
Vinyl chloride	ND		ug/kg	1.0	0.34
Chloroethane	ND		ug/kg	2.0	0.45
1,1-Dichloroethene	ND		ug/kg	1.0	0.24
trans-1,2-Dichloroethene	ND		ug/kg	1.5	0.14
Trichloroethene	ND		ug/kg	0.50	0.14

Project Name: 501241
Project Number: S01241

Lab Number: L2202232
Report Date: 02/25/22

**Method Blank Analysis
Batch Quality Control**

Analytical Method: 1,8260C
Analytical Date: 01/19/22 08:21
Analyst: MV

Parameter	Result	Qualifier	Units	RL	MDL
Volatile Organics by EPA 5035 Low - Westborough Lab for sample(s): 11 Batch: WG1595784-5					
1,2-Dichlorobenzene	ND		ug/kg	2.0	0.14
1,3-Dichlorobenzene	ND		ug/kg	2.0	0.15
1,4-Dichlorobenzene	ND		ug/kg	2.0	0.17
Methyl tert butyl ether	ND		ug/kg	2.0	0.20
p/m-Xylene	ND		ug/kg	2.0	0.56
o-Xylene	ND		ug/kg	1.0	0.29
Xylenes, Total	ND		ug/kg	1.0	0.29
cis-1,2-Dichloroethene	ND		ug/kg	1.0	0.18
1,2-Dichloroethene, Total	ND		ug/kg	1.0	0.14
Dibromomethane	ND		ug/kg	2.0	0.24
Styrene	ND		ug/kg	1.0	0.20
Dichlorodifluoromethane	ND		ug/kg	10	0.92
Acetone	ND		ug/kg	10	4.8
Carbon disulfide	ND		ug/kg	10	4.6
2-Butanone	ND		ug/kg	10	2.2
Vinyl acetate	ND		ug/kg	10	2.2
4-Methyl-2-pentanone	ND		ug/kg	10	1.3
1,2,3-Trichloropropane	ND		ug/kg	2.0	0.13
2-Hexanone	ND		ug/kg	10	1.2
Bromochloromethane	ND		ug/kg	2.0	0.20
2,2-Dichloropropane	ND		ug/kg	2.0	0.20
1,2-Dibromoethane	ND		ug/kg	1.0	0.28
1,3-Dichloropropane	ND		ug/kg	2.0	0.17
1,1,1,2-Tetrachloroethane	ND		ug/kg	0.50	0.13
Bromobenzene	ND		ug/kg	2.0	0.14
n-Butylbenzene	ND		ug/kg	1.0	0.17
sec-Butylbenzene	ND		ug/kg	1.0	0.15
tert-Butylbenzene	ND		ug/kg	2.0	0.12
o-Chlorotoluene	ND		ug/kg	2.0	0.19

Project Name: 501241
Project Number: S01241

Lab Number: L2202232
Report Date: 02/25/22

Method Blank Analysis Batch Quality Control

Analytical Method: 1,8260C
Analytical Date: 01/19/22 08:21
Analyst: MV

Parameter	Result	Qualifier	Units	RL	MDL
Volatile Organics by EPA 5035 Low - Westborough Lab for sample(s): 11 Batch: WG1595784-5					
p-Chlorotoluene	ND		ug/kg	2.0	0.11
1,2-Dibromo-3-chloropropane	ND		ug/kg	3.0	1.0
Hexachlorobutadiene	ND		ug/kg	4.0	0.17
Isopropylbenzene	ND		ug/kg	1.0	0.11
p-Isopropyltoluene	ND		ug/kg	1.0	0.11
Naphthalene	ND		ug/kg	4.0	0.65
Acrylonitrile	ND		ug/kg	4.0	1.2
n-Propylbenzene	ND		ug/kg	1.0	0.17
1,2,3-Trichlorobenzene	ND		ug/kg	2.0	0.32
1,2,4-Trichlorobenzene	ND		ug/kg	2.0	0.27
1,3,5-Trimethylbenzene	ND		ug/kg	2.0	0.19
1,2,4-Trimethylbenzene	ND		ug/kg	2.0	0.33
1,4-Dioxane	ND		ug/kg	80	35.
p-Diethylbenzene	ND		ug/kg	2.0	0.18
p-Ethyltoluene	ND		ug/kg	2.0	0.38
1,2,4,5-Tetramethylbenzene	ND		ug/kg	2.0	0.19
Ethyl ether	ND		ug/kg	2.0	0.34
trans-1,4-Dichloro-2-butene	ND		ug/kg	5.0	1.4

Tentatively Identified Compounds

No Tentatively Identified Compounds ND ug/kg

Project Name: 501241

Lab Number: L2202232

Project Number: S01241

Report Date: 02/25/22

**Method Blank Analysis
Batch Quality Control**

Analytical Method: 1,8260C
 Analytical Date: 01/19/22 08:21
 Analyst: MV

Parameter	Result	Qualifier	Units	RL	MDL
Volatile Organics by EPA 5035 Low - Westborough Lab for sample(s): 11 Batch: WG1595784-5					

Surrogate	%Recovery	Qualifier	Acceptance Criteria
1,2-Dichloroethane-d4	102		70-130
Toluene-d8	97		70-130
4-Bromofluorobenzene	100		70-130
Dibromofluoromethane	96		70-130

Lab Control Sample Analysis

Batch Quality Control

Project Name: 501241

Project Number: S01241

Lab Number: L2202232

Report Date: 02/25/22

Parameter	LCS %Recovery	Qual	LCSD %Recovery	Qual	%Recovery Limits	RPD	Qual	RPD Limits
Volatile Organics by EPA 5035 Low - Westborough Lab Associated sample(s): 01,04,07-08,14 Batch: WG1595756-3 WG1595756-4								
Methylene chloride	85		92		70-130	8		30
1,1-Dichloroethane	79		91		70-130	14		30
Chloroform	85		91		70-130	7		30
Carbon tetrachloride	92		98		70-130	6		30
1,2-Dichloropropane	86		90		70-130	5		30
Dibromochloromethane	88		93		70-130	6		30
1,1,2-Trichloroethane	85		88		70-130	3		30
Tetrachloroethene	88		94		70-130	7		30
Chlorobenzene	85		90		70-130	6		30
Trichlorofluoromethane	91		99		70-139	8		30
1,2-Dichloroethane	83		87		70-130	5		30
1,1,1-Trichloroethane	91		97		70-130	6		30
Bromodichloromethane	87		92		70-130	6		30
trans-1,3-Dichloropropene	86		89		70-130	3		30
cis-1,3-Dichloropropene	86		91		70-130	6		30
1,1-Dichloropropene	87		93		70-130	7		30
Bromoform	72		72		70-130	0		30
1,1,1,2-Tetrachloroethane	85		83		70-130	2		30
Benzene	87		93		70-130	7		30
Toluene	84		90		70-130	7		30
Ethylbenzene	86		92		70-130	7		30
Chloromethane	84		91		52-130	8		30
Bromomethane	89		92		57-147	3		30

Lab Control Sample Analysis

Batch Quality Control

Project Name: 501241

Project Number: S01241

Lab Number: L2202232

Report Date: 02/25/22

Parameter	LCS %Recovery	Qual	LCSD %Recovery	Qual	%Recovery Limits	RPD	Qual	RPD Limits
Volatile Organics by EPA 5035 Low - Westborough Lab Associated sample(s): 01,04,07-08,14 Batch: WG1595756-3 WG1595756-4								
Vinyl chloride	86		92		67-130	7		30
Chloroethane	85		93		50-151	9		30
1,1-Dichloroethene	86		93		65-135	8		30
trans-1,2-Dichloroethene	84		92		70-130	9		30
Trichloroethene	90		97		70-130	7		30
1,2-Dichlorobenzene	84		86		70-130	2		30
1,3-Dichlorobenzene	86		88		70-130	2		30
1,4-Dichlorobenzene	85		87		70-130	2		30
Methyl tert butyl ether	75		82		66-130	9		30
p/m-Xylene	90		95		70-130	5		30
o-Xylene	87		93		70-130	7		30
cis-1,2-Dichloroethene	82		86		70-130	5		30
Dibromomethane	83		86		70-130	4		30
Styrene	92		97		70-130	5		30
Dichlorodifluoromethane	80		84		30-146	5		30
Acetone	89		92		54-140	3		30
Carbon disulfide	87		93		59-130	7		30
2-Butanone	82		83		70-130	1		30
Vinyl acetate	79		85		70-130	7		30
4-Methyl-2-pentanone	81		78		70-130	4		30
1,2,3-Trichloropropane	82		81		68-130	1		30
2-Hexanone	80		79		70-130	1		30
Bromochloromethane	88		90		70-130	2		30

Lab Control Sample Analysis

Batch Quality Control

Project Name: 501241

Project Number: S01241

Lab Number: L2202232

Report Date: 02/25/22

Parameter	LCS %Recovery	Qual	LCSD %Recovery	Qual	%Recovery Limits	RPD	Qual	RPD Limits
Volatile Organics by EPA 5035 Low - Westborough Lab Associated sample(s): 01,04,07-08,14 Batch: WG1595756-3 WG1595756-4								
2,2-Dichloropropane	86		93		70-130	8		30
1,2-Dibromoethane	86		89		70-130	3		30
1,3-Dichloropropane	85		89		69-130	5		30
1,1,1,2-Tetrachloroethane	87		92		70-130	6		30
Bromobenzene	81		84		70-130	4		30
n-Butylbenzene	92		96		70-130	4		30
sec-Butylbenzene	89		93		70-130	4		30
tert-Butylbenzene	86		91		70-130	6		30
o-Chlorotoluene	87		90		70-130	3		30
p-Chlorotoluene	85		89		70-130	5		30
1,2-Dibromo-3-chloropropane	80		75		68-130	6		30
Hexachlorobutadiene	85		90		67-130	6		30
Isopropylbenzene	85		89		70-130	5		30
p-Isopropyltoluene	89		94		70-130	5		30
Naphthalene	78		78		70-130	0		30
Acrylonitrile	78		86		70-130	10		30
n-Propylbenzene	87		91		70-130	4		30
1,2,3-Trichlorobenzene	83		84		70-130	1		30
1,2,4-Trichlorobenzene	83		86		70-130	4		30
1,3,5-Trimethylbenzene	88		92		70-130	4		30
1,2,4-Trimethylbenzene	86		90		70-130	5		30
1,4-Dioxane	96		93		65-136	3		30
p-Diethylbenzene	88		92		70-130	4		30

Lab Control Sample Analysis

Batch Quality Control

Project Name: 501241

Project Number: S01241

Lab Number: L2202232

Report Date: 02/25/22

Parameter	LCS		LCSD		%Recovery Limits	RPD	RPD	
	%Recovery	Qual	%Recovery	Qual			Qual	Limits
Volatile Organics by EPA 5035 Low - Westborough Lab Associated sample(s): 01,04,07-08,14 Batch: WG1595756-3 WG1595756-4								
p-Ethyltoluene	86		90		70-130	5		30
1,2,4,5-Tetramethylbenzene	77		80		70-130	4		30
Ethyl ether	84		86		67-130	2		30
trans-1,4-Dichloro-2-butene	82		85		70-130	4		30

Surrogate	LCS		LCSD		Acceptance Criteria
	%Recovery	Qual	%Recovery	Qual	
1,2-Dichloroethane-d4	103		101		70-130
Toluene-d8	100		101		70-130
4-Bromofluorobenzene	94		95		70-130
Dibromofluoromethane	104		103		70-130

Lab Control Sample Analysis

Batch Quality Control

Project Name: 501241

Project Number: S01241

Lab Number: L2202232

Report Date: 02/25/22

Parameter	LCS %Recovery	Qual	LCSD %Recovery	Qual	%Recovery Limits	RPD	Qual	RPD Limits
Volatile Organics by EPA 5035 Low - Westborough Lab Associated sample(s): 11 Batch: WG1595784-3 WG1595784-4								
Methylene chloride	81		80		70-130	1		30
1,1-Dichloroethane	85		84		70-130	1		30
Chloroform	87		86		70-130	1		30
Carbon tetrachloride	84		84		70-130	0		30
1,2-Dichloropropane	92		92		70-130	0		30
Dibromochloromethane	86		88		70-130	2		30
1,1,2-Trichloroethane	99		99		70-130	0		30
Tetrachloroethene	94		93		70-130	1		30
Chlorobenzene	92		92		70-130	0		30
Trichlorofluoromethane	75		75		70-139	0		30
1,2-Dichloroethane	88		89		70-130	1		30
1,1,1-Trichloroethane	88		87		70-130	1		30
Bromodichloromethane	90		92		70-130	2		30
trans-1,3-Dichloropropene	88		88		70-130	0		30
cis-1,3-Dichloropropene	86		86		70-130	0		30
1,1-Dichloropropene	92		91		70-130	1		30
Bromoform	88		88		70-130	0		30
1,1,1,2-Tetrachloroethane	101		104		70-130	3		30
Benzene	90		89		70-130	1		30
Toluene	89		88		70-130	1		30
Ethylbenzene	91		90		70-130	1		30
Chloromethane	78		76		52-130	3		30
Bromomethane	73		72		57-147	1		30

Lab Control Sample Analysis

Batch Quality Control

Project Name: 501241

Project Number: S01241

Lab Number: L2202232

Report Date: 02/25/22

Parameter	LCS %Recovery	Qual	LCSD %Recovery	Qual	%Recovery Limits	RPD	Qual	RPD Limits
Volatile Organics by EPA 5035 Low - Westborough Lab Associated sample(s): 11 Batch: WG1595784-3 WG1595784-4								
Vinyl chloride	76		74		67-130	3		30
Chloroethane	77		75		50-151	3		30
1,1-Dichloroethene	78		77		65-135	1		30
trans-1,2-Dichloroethene	82		82		70-130	0		30
Trichloroethene	92		91		70-130	1		30
1,2-Dichlorobenzene	92		93		70-130	1		30
1,3-Dichlorobenzene	92		93		70-130	1		30
1,4-Dichlorobenzene	93		93		70-130	0		30
Methyl tert butyl ether	100		101		66-130	1		30
p/m-Xylene	94		93		70-130	1		30
o-Xylene	93		92		70-130	1		30
cis-1,2-Dichloroethene	85		84		70-130	1		30
Dibromomethane	86		87		70-130	1		30
Styrene	94		93		70-130	1		30
Dichlorodifluoromethane	61		59		30-146	3		30
Acetone	85		89		54-140	5		30
Carbon disulfide	70		70		59-130	0		30
2-Butanone	85		93		70-130	9		30
Vinyl acetate	93		94		70-130	1		30
4-Methyl-2-pentanone	90		94		70-130	4		30
1,2,3-Trichloropropane	96		100		68-130	4		30
2-Hexanone	97		100		70-130	3		30
Bromochloromethane	86		87		70-130	1		30

Lab Control Sample Analysis

Batch Quality Control

Project Name: 501241

Project Number: S01241

Lab Number: L2202232

Report Date: 02/25/22

Parameter	LCS		LCSD		%Recovery Limits	RPD	RPD	
	%Recovery	Qual	%Recovery	Qual			Qual	Limits
Volatile Organics by EPA 5035 Low - Westborough Lab Associated sample(s): 11 Batch: WG1595784-3 WG1595784-4								
2,2-Dichloropropane	86		85		70-130	1		30
1,2-Dibromoethane	87		88		70-130	1		30
1,3-Dichloropropane	99		100		69-130	1		30
1,1,1,2-Tetrachloroethane	89		89		70-130	0		30
Bromobenzene	95		96		70-130	1		30
n-Butylbenzene	92		93		70-130	1		30
sec-Butylbenzene	92		93		70-130	1		30
tert-Butylbenzene	93		93		70-130	0		30
o-Chlorotoluene	94		95		70-130	1		30
p-Chlorotoluene	95		95		70-130	0		30
1,2-Dibromo-3-chloropropane	80		85		68-130	6		30
Hexachlorobutadiene	91		91		67-130	0		30
Isopropylbenzene	94		94		70-130	0		30
p-Isopropyltoluene	92		94		70-130	2		30
Naphthalene	96		98		70-130	2		30
Acrylonitrile	91		91		70-130	0		30
n-Propylbenzene	95		94		70-130	1		30
1,2,3-Trichlorobenzene	93		94		70-130	1		30
1,2,4-Trichlorobenzene	93		93		70-130	0		30
1,3,5-Trimethylbenzene	92		92		70-130	0		30
1,2,4-Trimethylbenzene	92		93		70-130	1		30
1,4-Dioxane	97		103		65-136	6		30
p-Diethylbenzene	92		92		70-130	0		30

Lab Control Sample Analysis

Batch Quality Control

Project Name: 501241

Project Number: S01241

Lab Number: L2202232

Report Date: 02/25/22

Parameter	LCS		LCSD		%Recovery Limits	RPD	RPD	
	%Recovery	Qual	%Recovery	Qual			Qual	Limits
Volatile Organics by EPA 5035 Low - Westborough Lab Associated sample(s): 11 Batch: WG1595784-3 WG1595784-4								
p-Ethyltoluene	94		95		70-130	1		30
1,2,4,5-Tetramethylbenzene	95		93		70-130	2		30
Ethyl ether	87		88		67-130	1		30
trans-1,4-Dichloro-2-butene	96		99		70-130	3		30

Surrogate	LCS		LCSD		Acceptance Criteria
	%Recovery	Qual	%Recovery	Qual	
1,2-Dichloroethane-d4	93		96		70-130
Toluene-d8	99		99		70-130
4-Bromofluorobenzene	103		104		70-130
Dibromofluoromethane	92		93		70-130

SEMIVOLATILES

Project Name: 501241

Lab Number: L2202232

Project Number: S01241

Report Date: 02/25/22

SAMPLE RESULTS

Lab ID: L2202232-01
 Client ID: SB-01-12.0-12.5
 Sample Location: 43-45 LAFAYETTE AVE., SUFFERN, NY

Date Collected: 01/13/22 09:15
 Date Received: 01/14/22
 Field Prep: Not Specified

Sample Depth:

Matrix: Soil
 Analytical Method: 1,8270D
 Analytical Date: 01/20/22 13:19
 Analyst: JRW
 Percent Solids: 80%

Extraction Method: EPA 3546
 Extraction Date: 01/19/22 19:48

Parameter	Result	Qualifier	Units	RL	MDL	Dilution Factor
Semivolatile Organics by GC/MS - Westborough Lab						
Acenaphthene	ND		ug/kg	160	21.	1
1,2,4-Trichlorobenzene	ND		ug/kg	210	24.	1
Hexachlorobenzene	ND		ug/kg	120	23.	1
Bis(2-chloroethyl)ether	ND		ug/kg	180	28.	1
2-Chloronaphthalene	ND		ug/kg	210	20.	1
1,2-Dichlorobenzene	ND		ug/kg	210	37.	1
1,3-Dichlorobenzene	ND		ug/kg	210	35.	1
1,4-Dichlorobenzene	ND		ug/kg	210	36.	1
3,3'-Dichlorobenzidine	ND		ug/kg	210	55.	1
2,4-Dinitrotoluene	ND		ug/kg	210	41.	1
2,6-Dinitrotoluene	ND		ug/kg	210	35.	1
Fluoranthene	ND		ug/kg	120	24.	1
4-Chlorophenyl phenyl ether	ND		ug/kg	210	22.	1
4-Bromophenyl phenyl ether	ND		ug/kg	210	31.	1
Bis(2-chloroisopropyl)ether	ND		ug/kg	250	35.	1
Bis(2-chloroethoxy)methane	ND		ug/kg	220	21.	1
Hexachlorobutadiene	ND		ug/kg	210	30.	1
Hexachlorocyclopentadiene	ND		ug/kg	590	190	1
Hexachloroethane	ND		ug/kg	160	33.	1
Isophorone	ND		ug/kg	180	27.	1
Naphthalene	ND		ug/kg	210	25.	1
Nitrobenzene	ND		ug/kg	180	30.	1
NDPA/DPA	ND		ug/kg	160	23.	1
n-Nitrosodi-n-propylamine	ND		ug/kg	210	32.	1
Bis(2-ethylhexyl)phthalate	ND		ug/kg	210	71.	1
Butyl benzyl phthalate	ND		ug/kg	210	52.	1
Di-n-butylphthalate	ND		ug/kg	210	39.	1
Di-n-octylphthalate	ND		ug/kg	210	70.	1

Project Name: 501241

Lab Number: L2202232

Project Number: S01241

Report Date: 02/25/22

SAMPLE RESULTS

Lab ID: L2202232-01
 Client ID: SB-01-12.0-12.5
 Sample Location: 43-45 LAFAYETTE AVE., SUFFERN, NY

Date Collected: 01/13/22 09:15
 Date Received: 01/14/22
 Field Prep: Not Specified

Sample Depth:

Parameter	Result	Qualifier	Units	RL	MDL	Dilution Factor
Semivolatile Organics by GC/MS - Westborough Lab						
Diethyl phthalate	ND		ug/kg	210	19.	1
Dimethyl phthalate	ND		ug/kg	210	43.	1
Benzo(a)anthracene	ND		ug/kg	120	23.	1
Benzo(a)pyrene	ND		ug/kg	160	50.	1
Benzo(b)fluoranthene	ND		ug/kg	120	35.	1
Benzo(k)fluoranthene	ND		ug/kg	120	33.	1
Chrysene	ND		ug/kg	120	21.	1
Acenaphthylene	ND		ug/kg	160	32.	1
Anthracene	ND		ug/kg	120	40.	1
Benzo(ghi)perylene	ND		ug/kg	160	24.	1
Fluorene	ND		ug/kg	210	20.	1
Phenanthrene	ND		ug/kg	120	25.	1
Dibenzo(a,h)anthracene	ND		ug/kg	120	24.	1
Indeno(1,2,3-cd)pyrene	ND		ug/kg	160	29.	1
Pyrene	ND		ug/kg	120	20.	1
Biphenyl	ND		ug/kg	470	27.	1
4-Chloroaniline	ND		ug/kg	210	38.	1
2-Nitroaniline	ND		ug/kg	210	40.	1
3-Nitroaniline	ND		ug/kg	210	39.	1
4-Nitroaniline	ND		ug/kg	210	85.	1
Dibenzofuran	ND		ug/kg	210	20.	1
2-Methylnaphthalene	ND		ug/kg	250	25.	1
1,2,4,5-Tetrachlorobenzene	ND		ug/kg	210	22.	1
Acetophenone	ND		ug/kg	210	26.	1
2,4,6-Trichlorophenol	ND		ug/kg	120	39.	1
p-Chloro-m-cresol	ND		ug/kg	210	31.	1
2-Chlorophenol	ND		ug/kg	210	24.	1
2,4-Dichlorophenol	ND		ug/kg	180	33.	1
2,4-Dimethylphenol	ND		ug/kg	210	68.	1
2-Nitrophenol	ND		ug/kg	440	78.	1
4-Nitrophenol	ND		ug/kg	290	84.	1
2,4-Dinitrophenol	ND		ug/kg	990	96.	1
4,6-Dinitro-o-cresol	ND		ug/kg	540	99.	1
Pentachlorophenol	ND		ug/kg	160	45.	1
Phenol	ND		ug/kg	210	31.	1
2-Methylphenol	ND		ug/kg	210	32.	1
3-Methylphenol/4-Methylphenol	ND		ug/kg	300	32.	1

Project Name: 501241

Lab Number: L2202232

Project Number: S01241

Report Date: 02/25/22

SAMPLE RESULTS

Lab ID: L2202232-01

Date Collected: 01/13/22 09:15

Client ID: SB-01-12.0-12.5

Date Received: 01/14/22

Sample Location: 43-45 LAFAYETTE AVE., SUFFERN, NY

Field Prep: Not Specified

Sample Depth:

Parameter	Result	Qualifier	Units	RL	MDL	Dilution Factor
Semivolatile Organics by GC/MS - Westborough Lab						
2,4,5-Trichlorophenol	ND		ug/kg	210	40.	1
Benzoic Acid	ND		ug/kg	670	210	1
Benzyl Alcohol	ND		ug/kg	210	63.	1
Carbazole	ND		ug/kg	210	20.	1
1,4-Dioxane	ND		ug/kg	31	9.5	1

Tentatively Identified Compounds

No Tentatively Identified Compounds	ND	ug/kg	1
-------------------------------------	----	-------	---

Surrogate	% Recovery	Qualifier	Acceptance Criteria
2-Fluorophenol	69		25-120
Phenol-d6	65		10-120
Nitrobenzene-d5	64		23-120
2-Fluorobiphenyl	63		30-120
2,4,6-Tribromophenol	68		10-136
4-Terphenyl-d14	63		18-120

Project Name: 501241

Lab Number: L2202232

Project Number: S01241

Report Date: 02/25/22

SAMPLE RESULTS

Lab ID: L2202232-01
 Client ID: SB-01-12.0-12.5
 Sample Location: 43-45 LAFAYETTE AVE., SUFFERN, NY

Date Collected: 01/13/22 09:15
 Date Received: 01/14/22
 Field Prep: Not Specified

Sample Depth:

Matrix: Soil
 Analytical Method: 134,LCMSMS-ID
 Analytical Date: 01/21/22 18:02
 Analyst: RS
 Percent Solids: 80%

Extraction Method: ALPHA 23528
 Extraction Date: 01/21/22 07:54

Parameter	Result	Qualifier	Units	RL	MDL	Dilution Factor
Perfluorinated Alkyl Acids by Isotope Dilution - Mansfield Lab						
Perfluorobutanoic Acid (PFBA)	ND		ng/g	0.597	0.027	1
Perfluoropentanoic Acid (PFPeA)	ND		ng/g	0.597	0.055	1
Perfluorobutanesulfonic Acid (PFBS)	ND		ng/g	0.299	0.047	1
Perfluorohexanoic Acid (PFHxA)	ND		ng/g	0.597	0.063	1
Perfluoroheptanoic Acid (PFHpA)	ND		ng/g	0.299	0.054	1
Perfluorohexanesulfonic Acid (PFHxS)	ND		ng/g	0.299	0.072	1
Perfluorooctanoic Acid (PFOA)	ND		ng/g	0.299	0.050	1
1H,1H,2H,2H-Perfluorooctanesulfonic Acid (6:2FTS)	0.243	J	ng/g	0.597	0.214	1
Perfluoroheptanesulfonic Acid (PFHpS)	ND		ng/g	0.597	0.163	1
Perfluorononanoic Acid (PFNA)	ND		ng/g	0.299	0.090	1
Perfluorooctanesulfonic Acid (PFOS)	0.211	J	ng/g	0.299	0.155	1
Perfluorodecanoic Acid (PFDA)	ND		ng/g	0.299	0.080	1
1H,1H,2H,2H-Perfluorodecanesulfonic Acid (8:2FTS)	ND		ng/g	0.597	0.343	1
N-Methyl Perfluorooctanesulfonamidoacetic Acid (NMeFOSAA)	ND		ng/g	0.597	0.241	1
Perfluoroundecanoic Acid (PFUnA)	ND		ng/g	0.597	0.056	1
Perfluorodecanesulfonic Acid (PFDS)	ND		ng/g	0.597	0.183	1
N-Ethyl Perfluorooctanesulfonamidoacetic Acid (NEtFOSAA)	ND		ng/g	0.597	0.101	1
Perfluorododecanoic Acid (PFDoA)	ND		ng/g	0.597	0.084	1
Perfluorotridecanoic Acid (PFTrDA)	ND		ng/g	0.597	0.244	1
Perfluorotetradecanoic Acid (PFTA)	ND		ng/g	0.597	0.065	1
PFOA/PFOS, Total	0.211	J	ng/g	0.299	0.050	1

Project Name: 501241

Lab Number: L2202232

Project Number: S01241

Report Date: 02/25/22

SAMPLE RESULTS

Lab ID: L2202232-01
 Client ID: SB-01-12.0-12.5
 Sample Location: 43-45 LAFAYETTE AVE., SUFFERN, NY

Date Collected: 01/13/22 09:15
 Date Received: 01/14/22
 Field Prep: Not Specified

Sample Depth:

Parameter	Result	Qualifier	Units	RL	MDL	Dilution Factor
Perfluorinated Alkyl Acids by Isotope Dilution - Mansfield Lab						

Surrogate (Extracted Internal Standard)	% Recovery	Qualifier	Acceptance Criteria
Perfluoro[13C4]Butanoic Acid (MPFBA)	83		61-135
Perfluoro[13C5]Pentanoic Acid (M5PFPEA)	88		58-150
Perfluoro[2,3,4-13C3]Butanesulfonic Acid (M3PFBS)	92		74-139
Perfluoro[1,2,3,4,6-13C5]Hexanoic Acid (M5PFHxA)	81		66-128
Perfluoro[1,2,3,4-13C4]Heptanoic Acid (M4PFHpA)	83		71-129
Perfluoro[1,2,3-13C3]Hexanesulfonic Acid (M3PFHxS)	97		78-139
Perfluoro[13C8]Octanoic Acid (M8PFOA)	87		75-130
1H,1H,2H,2H-Perfluoro[1,2-13C2]Octanesulfonic Acid (M2-6:2FTS)	95		20-154
Perfluoro[13C9]Nonanoic Acid (M9PFNA)	83		72-140
Perfluoro[13C8]Octanesulfonic Acid (M8PFOS)	94		79-136
Perfluoro[1,2,3,4,5,6-13C6]Decanoic Acid (M6PFDA)	89		75-130
1H,1H,2H,2H-Perfluoro[1,2-13C2]Decanesulfonic Acid (M2-8:2FTS)	91		19-175
N-Deuteriomethylperfluoro-1-octanesulfonamidoacetic Acid (d3-NMeFOSAA)	27	Q	31-134
Perfluoro[1,2,3,4,5,6,7-13C7]Undecanoic Acid (M7-PFUDA)	94		61-155
N-Deuterioethylperfluoro-1-octanesulfonamidoacetic Acid (d5-NEtFOSAA)	33	Q	34-137
Perfluoro[1,2-13C2]Dodecanoic Acid (MPFDOA)	79		54-150
Perfluoro[1,2-13C2]Tetradecanoic Acid (M2PFTEDA)	67		24-159

Project Name: 501241

Lab Number: L2202232

Project Number: S01241

Report Date: 02/25/22

SAMPLE RESULTS

Lab ID: L2202232-01
 Client ID: SB-01-12.0-12.5
 Sample Location: 43-45 LAFAYETTE AVE., SUFFERN, NY

Date Collected: 01/13/22 09:15
 Date Received: 01/14/22
 Field Prep: Not Specified

Sample Depth:

Matrix: Soil
 Analytical Method: 134,LCMSMS-ID
 Analytical Date: 01/24/22 10:59
 Analyst: RS
 Percent Solids: 80%

Extraction Method: ALPHA 23528
 Extraction Date: 01/21/22 07:54

Parameter	Result	Qualifier	Units	RL	MDL	Dilution Factor
Perfluorinated Alkyl Acids by Isotope Dilution - Mansfield Lab						
Perfluorooctanesulfonamide (FOSA)	ND		ng/g	0.597	0.117	1
Surrogate (Extracted Internal Standard)			% Recovery	Qualifier	Acceptance Criteria	
Perfluoro[13C8]Octanesulfonamide (M8FOSA)			107		10-117	

Project Name: 501241

Lab Number: L2202232

Project Number: S01241

Report Date: 02/25/22

SAMPLE RESULTS

Lab ID: L2202232-04
 Client ID: SB-04-9.5-10.0
 Sample Location: 43-45 LAFAYETTE AVE., SUFFERN, NY

Date Collected: 01/13/22 10:05
 Date Received: 01/14/22
 Field Prep: Not Specified

Sample Depth:

Matrix: Soil
 Analytical Method: 1,8270D
 Analytical Date: 01/21/22 11:09
 Analyst: CMM
 Percent Solids: 87%

Extraction Method: EPA 3546
 Extraction Date: 01/19/22 19:48

Parameter	Result	Qualifier	Units	RL	MDL	Dilution Factor
Semivolatile Organics by GC/MS - Westborough Lab						
Acenaphthene	ND		ug/kg	150	20.	1
1,2,4-Trichlorobenzene	ND		ug/kg	190	22.	1
Hexachlorobenzene	ND		ug/kg	110	21.	1
Bis(2-chloroethyl)ether	ND		ug/kg	170	26.	1
2-Chloronaphthalene	ND		ug/kg	190	19.	1
1,2-Dichlorobenzene	ND		ug/kg	190	34.	1
1,3-Dichlorobenzene	ND		ug/kg	190	33.	1
1,4-Dichlorobenzene	ND		ug/kg	190	33.	1
3,3'-Dichlorobenzidine	ND		ug/kg	190	51.	1
2,4-Dinitrotoluene	ND		ug/kg	190	38.	1
2,6-Dinitrotoluene	ND		ug/kg	190	33.	1
Fluoranthene	ND		ug/kg	110	22.	1
4-Chlorophenyl phenyl ether	ND		ug/kg	190	20.	1
4-Bromophenyl phenyl ether	ND		ug/kg	190	29.	1
Bis(2-chloroisopropyl)ether	ND		ug/kg	230	32.	1
Bis(2-chloroethoxy)methane	ND		ug/kg	200	19.	1
Hexachlorobutadiene	ND		ug/kg	190	28.	1
Hexachlorocyclopentadiene	ND		ug/kg	540	170	1
Hexachloroethane	ND		ug/kg	150	31.	1
Isophorone	ND		ug/kg	170	25.	1
Naphthalene	ND		ug/kg	190	23.	1
Nitrobenzene	ND		ug/kg	170	28.	1
NDPA/DPA	ND		ug/kg	150	22.	1
n-Nitrosodi-n-propylamine	ND		ug/kg	190	29.	1
Bis(2-ethylhexyl)phthalate	ND		ug/kg	190	66.	1
Butyl benzyl phthalate	ND		ug/kg	190	48.	1
Di-n-butylphthalate	ND		ug/kg	190	36.	1
Di-n-octylphthalate	ND		ug/kg	190	65.	1

Project Name: 501241

Lab Number: L2202232

Project Number: S01241

Report Date: 02/25/22

SAMPLE RESULTS

Lab ID: L2202232-04
 Client ID: SB-04-9.5-10.0
 Sample Location: 43-45 LAFAYETTE AVE., SUFFERN, NY

Date Collected: 01/13/22 10:05
 Date Received: 01/14/22
 Field Prep: Not Specified

Sample Depth:

Parameter	Result	Qualifier	Units	RL	MDL	Dilution Factor
Semivolatile Organics by GC/MS - Westborough Lab						
Diethyl phthalate	ND		ug/kg	190	18.	1
Dimethyl phthalate	ND		ug/kg	190	40.	1
Benzo(a)anthracene	ND		ug/kg	110	21.	1
Benzo(a)pyrene	ND		ug/kg	150	46.	1
Benzo(b)fluoranthene	ND		ug/kg	110	32.	1
Benzo(k)fluoranthene	ND		ug/kg	110	30.	1
Chrysene	ND		ug/kg	110	20.	1
Acenaphthylene	ND		ug/kg	150	29.	1
Anthracene	ND		ug/kg	110	37.	1
Benzo(ghi)perylene	ND		ug/kg	150	22.	1
Fluorene	ND		ug/kg	190	18.	1
Phenanthrene	ND		ug/kg	110	23.	1
Dibenzo(a,h)anthracene	ND		ug/kg	110	22.	1
Indeno(1,2,3-cd)pyrene	ND		ug/kg	150	26.	1
Pyrene	ND		ug/kg	110	19.	1
Biphenyl	ND		ug/kg	430	25.	1
4-Chloroaniline	ND		ug/kg	190	35.	1
2-Nitroaniline	ND		ug/kg	190	37.	1
3-Nitroaniline	ND		ug/kg	190	36.	1
4-Nitroaniline	ND		ug/kg	190	79.	1
Dibenzofuran	ND		ug/kg	190	18.	1
2-Methylnaphthalene	ND		ug/kg	230	23.	1
1,2,4,5-Tetrachlorobenzene	ND		ug/kg	190	20.	1
Acetophenone	ND		ug/kg	190	24.	1
2,4,6-Trichlorophenol	ND		ug/kg	110	36.	1
p-Chloro-m-cresol	ND		ug/kg	190	28.	1
2-Chlorophenol	ND		ug/kg	190	22.	1
2,4-Dichlorophenol	ND		ug/kg	170	31.	1
2,4-Dimethylphenol	ND		ug/kg	190	63.	1
2-Nitrophenol	ND		ug/kg	410	72.	1
4-Nitrophenol	ND		ug/kg	270	78.	1
2,4-Dinitrophenol	ND		ug/kg	910	89.	1
4,6-Dinitro-o-cresol	ND		ug/kg	500	91.	1
Pentachlorophenol	ND		ug/kg	150	42.	1
Phenol	ND		ug/kg	190	29.	1
2-Methylphenol	ND		ug/kg	190	30.	1
3-Methylphenol/4-Methylphenol	ND		ug/kg	270	30.	1

Project Name: 501241

Lab Number: L2202232

Project Number: S01241

Report Date: 02/25/22

SAMPLE RESULTS

Lab ID: L2202232-04
 Client ID: SB-04-9.5-10.0
 Sample Location: 43-45 LAFAYETTE AVE., SUFFERN, NY

Date Collected: 01/13/22 10:05
 Date Received: 01/14/22
 Field Prep: Not Specified

Sample Depth:

Parameter	Result	Qualifier	Units	RL	MDL	Dilution Factor
Semivolatile Organics by GC/MS - Westborough Lab						
2,4,5-Trichlorophenol	ND		ug/kg	190	36.	1
Benzoic Acid	ND		ug/kg	620	190	1
Benzyl Alcohol	ND		ug/kg	190	58.	1
Carbazole	ND		ug/kg	190	18.	1
1,4-Dioxane	ND		ug/kg	28	8.8	1

Tentatively Identified Compounds

No Tentatively Identified Compounds	ND	ug/kg	1
-------------------------------------	----	-------	---

Surrogate	% Recovery	Qualifier	Acceptance Criteria
2-Fluorophenol	75		25-120
Phenol-d6	71		10-120
Nitrobenzene-d5	70		23-120
2-Fluorobiphenyl	66		30-120
2,4,6-Tribromophenol	71		10-136
4-Terphenyl-d14	55		18-120

Project Name: 501241

Lab Number: L2202232

Project Number: S01241

Report Date: 02/25/22

SAMPLE RESULTS

Lab ID: L2202232-04
 Client ID: SB-04-9.5-10.0
 Sample Location: 43-45 LAFAYETTE AVE., SUFFERN, NY

Date Collected: 01/13/22 10:05
 Date Received: 01/14/22
 Field Prep: Not Specified

Sample Depth:

Matrix: Soil
 Analytical Method: 134,LCMSMS-ID
 Analytical Date: 01/21/22 18:19
 Analyst: RS
 Percent Solids: 87%

Extraction Method: ALPHA 23528
 Extraction Date: 01/21/22 07:54

Parameter	Result	Qualifier	Units	RL	MDL	Dilution Factor
Perfluorinated Alkyl Acids by Isotope Dilution - Mansfield Lab						
Perfluorobutanoic Acid (PFBA)	ND		ng/g	0.536	0.024	1
Perfluoropentanoic Acid (PFPeA)	ND		ng/g	0.536	0.049	1
Perfluorobutanesulfonic Acid (PFBS)	ND		ng/g	0.268	0.042	1
Perfluorohexanoic Acid (PFHxA)	ND		ng/g	0.536	0.056	1
Perfluoroheptanoic Acid (PFHpA)	ND		ng/g	0.268	0.048	1
Perfluorohexanesulfonic Acid (PFHxS)	ND		ng/g	0.268	0.065	1
Perfluorooctanoic Acid (PFOA)	0.055	JF	ng/g	0.268	0.045	1
1H,1H,2H,2H-Perfluorooctanesulfonic Acid (6:2FTS)	ND		ng/g	0.536	0.193	1
Perfluoroheptanesulfonic Acid (PFHpS)	ND		ng/g	0.536	0.146	1
Perfluorononanoic Acid (PFNA)	ND		ng/g	0.268	0.081	1
Perfluorooctanesulfonic Acid (PFOS)	ND		ng/g	0.268	0.139	1
Perfluorodecanoic Acid (PFDA)	ND		ng/g	0.268	0.072	1
1H,1H,2H,2H-Perfluorodecanesulfonic Acid (8:2FTS)	ND		ng/g	0.536	0.308	1
N-Methyl Perfluorooctanesulfonamidoacetic Acid (NMeFOSAA)	ND		ng/g	0.536	0.216	1
Perfluoroundecanoic Acid (PFUnA)	ND		ng/g	0.536	0.050	1
Perfluorodecanesulfonic Acid (PFDS)	ND		ng/g	0.536	0.164	1
Perfluorooctanesulfonamide (FOSA)	ND		ng/g	0.536	0.105	1
N-Ethyl Perfluorooctanesulfonamidoacetic Acid (NEtFOSAA)	ND		ng/g	0.536	0.091	1
Perfluorododecanoic Acid (PFDoA)	ND		ng/g	0.536	0.075	1
Perfluorotridecanoic Acid (PFTrDA)	ND		ng/g	0.536	0.219	1
Perfluorotetradecanoic Acid (PFTA)	ND		ng/g	0.536	0.058	1
PFOA/PFOS, Total	0.055	J	ng/g	0.268	0.045	1

Project Name: 501241

Lab Number: L2202232

Project Number: S01241

Report Date: 02/25/22

SAMPLE RESULTS

Lab ID: L2202232-04
 Client ID: SB-04-9.5-10.0
 Sample Location: 43-45 LAFAYETTE AVE., SUFFERN, NY

Date Collected: 01/13/22 10:05
 Date Received: 01/14/22
 Field Prep: Not Specified

Sample Depth:

Parameter	Result	Qualifier	Units	RL	MDL	Dilution Factor
Perfluorinated Alkyl Acids by Isotope Dilution - Mansfield Lab						

Surrogate (Extracted Internal Standard)	% Recovery	Qualifier	Acceptance Criteria
Perfluoro[13C4]Butanoic Acid (MPFBA)	85		61-135
Perfluoro[13C5]Pentanoic Acid (M5PFPEA)	89		58-150
Perfluoro[2,3,4-13C3]Butanesulfonic Acid (M3PFBS)	91		74-139
Perfluoro[1,2,3,4,6-13C5]Hexanoic Acid (M5PFHxA)	85		66-128
Perfluoro[1,2,3,4-13C4]Heptanoic Acid (M4PFHpA)	86		71-129
Perfluoro[1,2,3-13C3]Hexanesulfonic Acid (M3PFHxS)	94		78-139
Perfluoro[13C8]Octanoic Acid (M8PFOA)	89		75-130
1H,1H,2H,2H-Perfluoro[1,2-13C2]Octanesulfonic Acid (M2-6:2FTS)	89		20-154
Perfluoro[13C9]Nonanoic Acid (M9PFNA)	87		72-140
Perfluoro[13C8]Octanesulfonic Acid (M8PFOS)	91		79-136
Perfluoro[1,2,3,4,5,6-13C6]Decanoic Acid (M6PFDA)	90		75-130
1H,1H,2H,2H-Perfluoro[1,2-13C2]Decanesulfonic Acid (M2-8:2FTS)	92		19-175
N-Deuteriomethylperfluoro-1-octanesulfonamidoacetic Acid (d3-NMeFOSAA)	22	Q	31-134
Perfluoro[1,2,3,4,5,6,7-13C7]Undecanoic Acid (M7-PFUDA)	92		61-155
Perfluoro[13C8]Octanesulfonamide (M8FOSA)	12		10-117
N-Deuterioethylperfluoro-1-octanesulfonamidoacetic Acid (d5-NEtFOSAA)	25	Q	34-137
Perfluoro[1,2-13C2]Dodecanoic Acid (MPFDOA)	78		54-150
Perfluoro[1,2-13C2]Tetradecanoic Acid (M2PFTEDA)	63		24-159

Project Name: 501241

Lab Number: L2202232

Project Number: S01241

Report Date: 02/25/22

SAMPLE RESULTS

Lab ID: L2202232-07
 Client ID: SB-05-9.0-9.5
 Sample Location: 43-45 LAFAYETTE AVE., SUFFERN, NY

Date Collected: 01/13/22 10:55
 Date Received: 01/14/22
 Field Prep: Not Specified

Sample Depth:

Matrix: Soil
 Analytical Method: 1,8270D
 Analytical Date: 01/20/22 14:32
 Analyst: JRW
 Percent Solids: 83%

Extraction Method: EPA 3546
 Extraction Date: 01/19/22 19:48

Parameter	Result	Qualifier	Units	RL	MDL	Dilution Factor
Semivolatile Organics by GC/MS - Westborough Lab						
Acenaphthene	ND		ug/kg	160	20.	1
1,2,4-Trichlorobenzene	ND		ug/kg	200	23.	1
Hexachlorobenzene	ND		ug/kg	120	22.	1
Bis(2-chloroethyl)ether	ND		ug/kg	180	27.	1
2-Chloronaphthalene	ND		ug/kg	200	20.	1
1,2-Dichlorobenzene	ND		ug/kg	200	36.	1
1,3-Dichlorobenzene	ND		ug/kg	200	34.	1
1,4-Dichlorobenzene	ND		ug/kg	200	34.	1
3,3'-Dichlorobenzidine	ND		ug/kg	200	52.	1
2,4-Dinitrotoluene	ND		ug/kg	200	40.	1
2,6-Dinitrotoluene	ND		ug/kg	200	34.	1
Fluoranthene	ND		ug/kg	120	23.	1
4-Chlorophenyl phenyl ether	ND		ug/kg	200	21.	1
4-Bromophenyl phenyl ether	ND		ug/kg	200	30.	1
Bis(2-chloroisopropyl)ether	ND		ug/kg	240	34.	1
Bis(2-chloroethoxy)methane	ND		ug/kg	210	20.	1
Hexachlorobutadiene	ND		ug/kg	200	29.	1
Hexachlorocyclopentadiene	ND		ug/kg	560	180	1
Hexachloroethane	ND		ug/kg	160	32.	1
Isophorone	ND		ug/kg	180	26.	1
Naphthalene	ND		ug/kg	200	24.	1
Nitrobenzene	ND		ug/kg	180	29.	1
NDPA/DPA	ND		ug/kg	160	22.	1
n-Nitrosodi-n-propylamine	ND		ug/kg	200	30.	1
Bis(2-ethylhexyl)phthalate	ND		ug/kg	200	68.	1
Butyl benzyl phthalate	ND		ug/kg	200	50.	1
Di-n-butylphthalate	ND		ug/kg	200	37.	1
Di-n-octylphthalate	ND		ug/kg	200	67.	1

Project Name: 501241

Lab Number: L2202232

Project Number: S01241

Report Date: 02/25/22

SAMPLE RESULTS

Lab ID: L2202232-07
 Client ID: SB-05-9.0-9.5
 Sample Location: 43-45 LAFAYETTE AVE., SUFFERN, NY

Date Collected: 01/13/22 10:55
 Date Received: 01/14/22
 Field Prep: Not Specified

Sample Depth:

Parameter	Result	Qualifier	Units	RL	MDL	Dilution Factor
Semivolatile Organics by GC/MS - Westborough Lab						
Diethyl phthalate	ND		ug/kg	200	18.	1
Dimethyl phthalate	ND		ug/kg	200	42.	1
Benzo(a)anthracene	ND		ug/kg	120	22.	1
Benzo(a)pyrene	ND		ug/kg	160	48.	1
Benzo(b)fluoranthene	ND		ug/kg	120	33.	1
Benzo(k)fluoranthene	ND		ug/kg	120	32.	1
Chrysene	ND		ug/kg	120	20.	1
Acenaphthylene	ND		ug/kg	160	30.	1
Anthracene	ND		ug/kg	120	38.	1
Benzo(ghi)perylene	ND		ug/kg	160	23.	1
Fluorene	ND		ug/kg	200	19.	1
Phenanthrene	ND		ug/kg	120	24.	1
Dibenzo(a,h)anthracene	ND		ug/kg	120	23.	1
Indeno(1,2,3-cd)pyrene	ND		ug/kg	160	28.	1
Pyrene	ND		ug/kg	120	20.	1
Biphenyl	ND		ug/kg	450	26.	1
4-Chloroaniline	ND		ug/kg	200	36.	1
2-Nitroaniline	ND		ug/kg	200	38.	1
3-Nitroaniline	ND		ug/kg	200	37.	1
4-Nitroaniline	ND		ug/kg	200	82.	1
Dibenzofuran	ND		ug/kg	200	19.	1
2-Methylnaphthalene	ND		ug/kg	240	24.	1
1,2,4,5-Tetrachlorobenzene	ND		ug/kg	200	21.	1
Acetophenone	ND		ug/kg	200	24.	1
2,4,6-Trichlorophenol	ND		ug/kg	120	37.	1
p-Chloro-m-cresol	ND		ug/kg	200	29.	1
2-Chlorophenol	ND		ug/kg	200	23.	1
2,4-Dichlorophenol	ND		ug/kg	180	32.	1
2,4-Dimethylphenol	ND		ug/kg	200	65.	1
2-Nitrophenol	ND		ug/kg	430	74.	1
4-Nitrophenol	ND		ug/kg	280	81.	1
2,4-Dinitrophenol	ND		ug/kg	950	92.	1
4,6-Dinitro-o-cresol	ND		ug/kg	510	95.	1
Pentachlorophenol	ND		ug/kg	160	43.	1
Phenol	ND		ug/kg	200	30.	1
2-Methylphenol	ND		ug/kg	200	31.	1
3-Methylphenol/4-Methylphenol	ND		ug/kg	280	31.	1

Project Name: 501241

Lab Number: L2202232

Project Number: S01241

Report Date: 02/25/22

SAMPLE RESULTS

Lab ID: L2202232-07
 Client ID: SB-05-9.0-9.5
 Sample Location: 43-45 LAFAYETTE AVE., SUFFERN, NY

Date Collected: 01/13/22 10:55
 Date Received: 01/14/22
 Field Prep: Not Specified

Sample Depth:

Parameter	Result	Qualifier	Units	RL	MDL	Dilution Factor
Semivolatile Organics by GC/MS - Westborough Lab						
2,4,5-Trichlorophenol	ND		ug/kg	200	38.	1
Benzoic Acid	ND		ug/kg	640	200	1
Benzyl Alcohol	ND		ug/kg	200	60.	1
Carbazole	ND		ug/kg	200	19.	1
1,4-Dioxane	ND		ug/kg	30	9.1	1

Tentatively Identified Compounds

No Tentatively Identified Compounds	ND	ug/kg	1
-------------------------------------	----	-------	---

Surrogate	% Recovery	Qualifier	Acceptance Criteria
2-Fluorophenol	67		25-120
Phenol-d6	63		10-120
Nitrobenzene-d5	62		23-120
2-Fluorobiphenyl	58		30-120
2,4,6-Tribromophenol	71		10-136
4-Terphenyl-d14	46		18-120

Project Name: 501241

Lab Number: L2202232

Project Number: S01241

Report Date: 02/25/22

SAMPLE RESULTS

Lab ID: L2202232-07
 Client ID: SB-05-9.0-9.5
 Sample Location: 43-45 LAFAYETTE AVE., SUFFERN, NY

Date Collected: 01/13/22 10:55
 Date Received: 01/14/22
 Field Prep: Not Specified

Sample Depth:

Matrix: Soil
 Analytical Method: 134,LCMSMS-ID
 Analytical Date: 01/21/22 18:36
 Analyst: RS
 Percent Solids: 83%

Extraction Method: ALPHA 23528
 Extraction Date: 01/21/22 07:54

Parameter	Result	Qualifier	Units	RL	MDL	Dilution Factor
Perfluorinated Alkyl Acids by Isotope Dilution - Mansfield Lab						
Perfluorobutanoic Acid (PFBA)	ND		ng/g	0.572	0.026	1
Perfluoropentanoic Acid (PFPeA)	ND		ng/g	0.572	0.053	1
Perfluorobutanesulfonic Acid (PFBS)	ND		ng/g	0.286	0.045	1
Perfluorohexanoic Acid (PFHxA)	ND		ng/g	0.572	0.060	1
Perfluoroheptanoic Acid (PFHpA)	ND		ng/g	0.286	0.052	1
Perfluorohexanesulfonic Acid (PFHxS)	ND		ng/g	0.286	0.069	1
Perfluorooctanoic Acid (PFOA)	ND		ng/g	0.286	0.048	1
1H,1H,2H,2H-Perfluorooctanesulfonic Acid (6:2FTS)	ND		ng/g	0.572	0.205	1
Perfluoroheptanesulfonic Acid (PFHpS)	ND		ng/g	0.572	0.156	1
Perfluorononanoic Acid (PFNA)	ND		ng/g	0.286	0.086	1
Perfluorooctanesulfonic Acid (PFOS)	ND		ng/g	0.286	0.149	1
Perfluorodecanoic Acid (PFDA)	ND		ng/g	0.286	0.077	1
1H,1H,2H,2H-Perfluorodecanesulfonic Acid (8:2FTS)	ND		ng/g	0.572	0.328	1
N-Methyl Perfluorooctanesulfonamidoacetic Acid (NMeFOSAA)	ND		ng/g	0.572	0.231	1
Perfluoroundecanoic Acid (PFUnA)	ND		ng/g	0.572	0.054	1
Perfluorodecanesulfonic Acid (PFDS)	ND		ng/g	0.572	0.175	1
N-Ethyl Perfluorooctanesulfonamidoacetic Acid (NEtFOSAA)	ND		ng/g	0.572	0.097	1
Perfluorododecanoic Acid (PFDoA)	ND		ng/g	0.572	0.080	1
Perfluorotridecanoic Acid (PFTrDA)	ND		ng/g	0.572	0.234	1
Perfluorotetradecanoic Acid (PFTA)	ND		ng/g	0.572	0.062	1
PFOA/PFOS, Total	ND		ng/g	0.286	0.048	1

Project Name: 501241
Project Number: S01241

Lab Number: L2202232
Report Date: 02/25/22

SAMPLE RESULTS

Lab ID: L2202232-07
 Client ID: SB-05-9.0-9.5
 Sample Location: 43-45 LAFAYETTE AVE., SUFFERN, NY

Date Collected: 01/13/22 10:55
 Date Received: 01/14/22
 Field Prep: Not Specified

Sample Depth:

Parameter	Result	Qualifier	Units	RL	MDL	Dilution Factor
Perfluorinated Alkyl Acids by Isotope Dilution - Mansfield Lab						

Surrogate (Extracted Internal Standard)	% Recovery	Qualifier	Acceptance Criteria
Perfluoro[13C4]Butanoic Acid (MPFBA)	81		61-135
Perfluoro[13C5]Pentanoic Acid (M5PFPEA)	88		58-150
Perfluoro[2,3,4-13C3]Butanesulfonic Acid (M3PFBS)	95		74-139
Perfluoro[1,2,3,4,6-13C5]Hexanoic Acid (M5PFHxA)	84		66-128
Perfluoro[1,2,3,4-13C4]Heptanoic Acid (M4PFHpA)	84		71-129
Perfluoro[1,2,3-13C3]Hexanesulfonic Acid (M3PFHxS)	96		78-139
Perfluoro[13C8]Octanoic Acid (M8PFOA)	86		75-130
1H,1H,2H,2H-Perfluoro[1,2-13C2]Octanesulfonic Acid (M2-6:2FTS)	95		20-154
Perfluoro[13C9]Nonanoic Acid (M9PFNA)	82		72-140
Perfluoro[13C8]Octanesulfonic Acid (M8PFOS)	94		79-136
Perfluoro[1,2,3,4,5,6-13C6]Decanoic Acid (M6PFDA)	91		75-130
1H,1H,2H,2H-Perfluoro[1,2-13C2]Decanesulfonic Acid (M2-8:2FTS)	89		19-175
N-Deuteriomethylperfluoro-1-octanesulfonamidoacetic Acid (d3-NMeFOSAA)	51		31-134
Perfluoro[1,2,3,4,5,6,7-13C7]Undecanoic Acid (M7-PFUDA)	89		61-155
N-Deuterioethylperfluoro-1-octanesulfonamidoacetic Acid (d5-NEtFOSAA)	55		34-137
Perfluoro[1,2-13C2]Dodecanoic Acid (MPFDOA)	79		54-150
Perfluoro[1,2-13C2]Tetradecanoic Acid (M2PFTEDA)	64		24-159

Project Name: 501241

Lab Number: L2202232

Project Number: S01241

Report Date: 02/25/22

SAMPLE RESULTS

Lab ID: L2202232-07
 Client ID: SB-05-9.0-9.5
 Sample Location: 43-45 LAFAYETTE AVE., SUFFERN, NY

Date Collected: 01/13/22 10:55
 Date Received: 01/14/22
 Field Prep: Not Specified

Sample Depth:

Matrix: Soil
 Analytical Method: 134,LCMSMS-ID
 Analytical Date: 01/24/22 11:06
 Analyst: RS
 Percent Solids: 83%

Extraction Method: ALPHA 23528
 Extraction Date: 01/21/22 07:54

Parameter	Result	Qualifier	Units	RL	MDL	Dilution Factor
Perfluorinated Alkyl Acids by Isotope Dilution - Mansfield Lab						
Perfluorooctanesulfonamide (FOSA)	ND		ng/g	0.572	0.112	1
Surrogate (Extracted Internal Standard)			% Recovery	Qualifier	Acceptance Criteria	
Perfluoro[13C8]Octanesulfonamide (M8FOSA)			100		10-117	

Project Name: 501241

Lab Number: L2202232

Project Number: S01241

Report Date: 02/25/22

SAMPLE RESULTS

Lab ID: L2202232-08
 Client ID: DUP-011322
 Sample Location: 43-45 LAFAYETTE AVE., SUFFERN, NY

Date Collected: 01/13/22 11:00
 Date Received: 01/14/22
 Field Prep: Not Specified

Sample Depth:

Matrix: Soil
 Analytical Method: 1,8270D
 Analytical Date: 01/20/22 14:56
 Analyst: JRW
 Percent Solids: 81%

Extraction Method: EPA 3546
 Extraction Date: 01/19/22 19:48

Parameter	Result	Qualifier	Units	RL	MDL	Dilution Factor
Semivolatile Organics by GC/MS - Westborough Lab						
Acenaphthene	ND		ug/kg	160	21.	1
1,2,4-Trichlorobenzene	ND		ug/kg	200	23.	1
Hexachlorobenzene	ND		ug/kg	120	23.	1
Bis(2-chloroethyl)ether	ND		ug/kg	180	28.	1
2-Chloronaphthalene	ND		ug/kg	200	20.	1
1,2-Dichlorobenzene	ND		ug/kg	200	36.	1
1,3-Dichlorobenzene	ND		ug/kg	200	35.	1
1,4-Dichlorobenzene	ND		ug/kg	200	36.	1
3,3'-Dichlorobenzidine	ND		ug/kg	200	54.	1
2,4-Dinitrotoluene	ND		ug/kg	200	41.	1
2,6-Dinitrotoluene	ND		ug/kg	200	35.	1
Fluoranthene	ND		ug/kg	120	23.	1
4-Chlorophenyl phenyl ether	ND		ug/kg	200	22.	1
4-Bromophenyl phenyl ether	ND		ug/kg	200	31.	1
Bis(2-chloroisopropyl)ether	ND		ug/kg	240	35.	1
Bis(2-chloroethoxy)methane	ND		ug/kg	220	20.	1
Hexachlorobutadiene	ND		ug/kg	200	30.	1
Hexachlorocyclopentadiene	ND		ug/kg	580	180	1
Hexachloroethane	ND		ug/kg	160	33.	1
Isophorone	ND		ug/kg	180	26.	1
Naphthalene	ND		ug/kg	200	25.	1
Nitrobenzene	ND		ug/kg	180	30.	1
NDPA/DPA	ND		ug/kg	160	23.	1
n-Nitrosodi-n-propylamine	ND		ug/kg	200	31.	1
Bis(2-ethylhexyl)phthalate	210		ug/kg	200	70.	1
Butyl benzyl phthalate	ND		ug/kg	200	51.	1
Di-n-butylphthalate	ND		ug/kg	200	38.	1
Di-n-octylphthalate	ND		ug/kg	200	69.	1

Project Name: 501241

Lab Number: L2202232

Project Number: S01241

Report Date: 02/25/22

SAMPLE RESULTS

Lab ID: L2202232-08
 Client ID: DUP-011322
 Sample Location: 43-45 LAFAYETTE AVE., SUFFERN, NY

Date Collected: 01/13/22 11:00
 Date Received: 01/14/22
 Field Prep: Not Specified

Sample Depth:

Parameter	Result	Qualifier	Units	RL	MDL	Dilution Factor
Semivolatile Organics by GC/MS - Westborough Lab						
Diethyl phthalate	ND		ug/kg	200	19.	1
Dimethyl phthalate	ND		ug/kg	200	43.	1
Benzo(a)anthracene	ND		ug/kg	120	23.	1
Benzo(a)pyrene	ND		ug/kg	160	50.	1
Benzo(b)fluoranthene	ND		ug/kg	120	34.	1
Benzo(k)fluoranthene	ND		ug/kg	120	32.	1
Chrysene	ND		ug/kg	120	21.	1
Acenaphthylene	ND		ug/kg	160	31.	1
Anthracene	ND		ug/kg	120	40.	1
Benzo(ghi)perylene	ND		ug/kg	160	24.	1
Fluorene	ND		ug/kg	200	20.	1
Phenanthrene	ND		ug/kg	120	25.	1
Dibenzo(a,h)anthracene	ND		ug/kg	120	24.	1
Indeno(1,2,3-cd)pyrene	ND		ug/kg	160	28.	1
Pyrene	ND		ug/kg	120	20.	1
Biphenyl	ND		ug/kg	460	26.	1
4-Chloroaniline	ND		ug/kg	200	37.	1
2-Nitroaniline	ND		ug/kg	200	39.	1
3-Nitroaniline	ND		ug/kg	200	38.	1
4-Nitroaniline	ND		ug/kg	200	84.	1
Dibenzofuran	ND		ug/kg	200	19.	1
2-Methylnaphthalene	ND		ug/kg	240	24.	1
1,2,4,5-Tetrachlorobenzene	ND		ug/kg	200	21.	1
Acetophenone	ND		ug/kg	200	25.	1
2,4,6-Trichlorophenol	ND		ug/kg	120	38.	1
p-Chloro-m-cresol	ND		ug/kg	200	30.	1
2-Chlorophenol	ND		ug/kg	200	24.	1
2,4-Dichlorophenol	ND		ug/kg	180	33.	1
2,4-Dimethylphenol	ND		ug/kg	200	67.	1
2-Nitrophenol	ND		ug/kg	440	76.	1
4-Nitrophenol	ND		ug/kg	280	83.	1
2,4-Dinitrophenol	ND		ug/kg	980	95.	1
4,6-Dinitro-o-cresol	ND		ug/kg	530	98.	1
Pentachlorophenol	ND		ug/kg	160	45.	1
Phenol	ND		ug/kg	200	31.	1
2-Methylphenol	ND		ug/kg	200	32.	1
3-Methylphenol/4-Methylphenol	ND		ug/kg	290	32.	1

Project Name: 501241

Lab Number: L2202232

Project Number: S01241

Report Date: 02/25/22

SAMPLE RESULTS

Lab ID: L2202232-08

Date Collected: 01/13/22 11:00

Client ID: DUP-011322

Date Received: 01/14/22

Sample Location: 43-45 LAFAYETTE AVE., SUFFERN, NY

Field Prep: Not Specified

Sample Depth:

Parameter	Result	Qualifier	Units	RL	MDL	Dilution Factor
Semivolatile Organics by GC/MS - Westborough Lab						
2,4,5-Trichlorophenol	ND		ug/kg	200	39.	1
Benzoic Acid	ND		ug/kg	660	200	1
Benzyl Alcohol	ND		ug/kg	200	62.	1
Carbazole	ND		ug/kg	200	20.	1
1,4-Dioxane	ND		ug/kg	30	9.4	1

Tentatively Identified Compounds

No Tentatively Identified Compounds	ND	ug/kg	1
-------------------------------------	----	-------	---

Surrogate	% Recovery	Qualifier	Acceptance Criteria
2-Fluorophenol	58		25-120
Phenol-d6	56		10-120
Nitrobenzene-d5	55		23-120
2-Fluorobiphenyl	54		30-120
2,4,6-Tribromophenol	62		10-136
4-Terphenyl-d14	49		18-120

Project Name: 501241

Lab Number: L2202232

Project Number: S01241

Report Date: 02/25/22

SAMPLE RESULTS

Lab ID: L2202232-08
 Client ID: DUP-011322
 Sample Location: 43-45 LAFAYETTE AVE., SUFFERN, NY

Date Collected: 01/13/22 11:00
 Date Received: 01/14/22
 Field Prep: Not Specified

Sample Depth:

Matrix: Soil
 Analytical Method: 134,LCMSMS-ID
 Analytical Date: 01/21/22 18:52
 Analyst: RS
 Percent Solids: 81%

Extraction Method: ALPHA 23528
 Extraction Date: 01/21/22 07:54

Parameter	Result	Qualifier	Units	RL	MDL	Dilution Factor
Perfluorinated Alkyl Acids by Isotope Dilution - Mansfield Lab						
Perfluorobutanoic Acid (PFBA)	ND		ng/g	0.566	0.026	1
Perfluoropentanoic Acid (PFPeA)	ND		ng/g	0.566	0.052	1
Perfluorobutanesulfonic Acid (PFBS)	ND		ng/g	0.283	0.044	1
Perfluorohexanoic Acid (PFHxA)	ND		ng/g	0.566	0.060	1
Perfluoroheptanoic Acid (PFHpA)	ND		ng/g	0.283	0.051	1
Perfluorohexanesulfonic Acid (PFHxS)	ND		ng/g	0.283	0.069	1
Perfluorooctanoic Acid (PFOA)	ND		ng/g	0.283	0.047	1
1H,1H,2H,2H-Perfluorooctanesulfonic Acid (6:2FTS)	0.332	J	ng/g	0.566	0.203	1
Perfluoroheptanesulfonic Acid (PFHpS)	ND		ng/g	0.566	0.155	1
Perfluorononanoic Acid (PFNA)	ND		ng/g	0.283	0.085	1
Perfluorooctanesulfonic Acid (PFOS)	ND		ng/g	0.283	0.147	1
Perfluorodecanoic Acid (PFDA)	ND		ng/g	0.283	0.076	1
1H,1H,2H,2H-Perfluorodecanesulfonic Acid (8:2FTS)	ND		ng/g	0.566	0.325	1
N-Methyl Perfluorooctanesulfonamidoacetic Acid (NMeFOSAA)	ND		ng/g	0.566	0.228	1
Perfluoroundecanoic Acid (PFUnA)	ND		ng/g	0.566	0.053	1
Perfluorodecanesulfonic Acid (PFDS)	ND		ng/g	0.566	0.173	1
N-Ethyl Perfluorooctanesulfonamidoacetic Acid (NEtFOSAA)	ND		ng/g	0.566	0.096	1
Perfluorododecanoic Acid (PFDoA)	ND		ng/g	0.566	0.079	1
Perfluorotridecanoic Acid (PFTrDA)	ND		ng/g	0.566	0.232	1
Perfluorotetradecanoic Acid (PFTA)	ND		ng/g	0.566	0.061	1
PFOA/PFOS, Total	ND		ng/g	0.283	0.047	1

Project Name: 501241

Lab Number: L2202232

Project Number: S01241

Report Date: 02/25/22

SAMPLE RESULTS

Lab ID: L2202232-08

Date Collected: 01/13/22 11:00

Client ID: DUP-011322

Date Received: 01/14/22

Sample Location: 43-45 LAFAYETTE AVE., SUFFERN, NY

Field Prep: Not Specified

Sample Depth:

Parameter	Result	Qualifier	Units	RL	MDL	Dilution Factor
Perfluorinated Alkyl Acids by Isotope Dilution - Mansfield Lab						

Surrogate (Extracted Internal Standard)	% Recovery	Qualifier	Acceptance Criteria
Perfluoro[13C4]Butanoic Acid (MPFBA)	83		61-135
Perfluoro[13C5]Pentanoic Acid (M5PFPEA)	88		58-150
Perfluoro[2,3,4-13C3]Butanesulfonic Acid (M3PFBS)	93		74-139
Perfluoro[1,2,3,4,6-13C5]Hexanoic Acid (M5PFHxA)	85		66-128
Perfluoro[1,2,3,4-13C4]Heptanoic Acid (M4PFHpA)	86		71-129
Perfluoro[1,2,3-13C3]Hexanesulfonic Acid (M3PFHxS)	98		78-139
Perfluoro[13C8]Octanoic Acid (M8PFOA)	86		75-130
1H,1H,2H,2H-Perfluoro[1,2-13C2]Octanesulfonic Acid (M2-6:2FTS)	96		20-154
Perfluoro[13C9]Nonanoic Acid (M9PFNA)	85		72-140
Perfluoro[13C8]Octanesulfonic Acid (M8PFOS)	95		79-136
Perfluoro[1,2,3,4,5,6-13C6]Decanoic Acid (M6PFDA)	88		75-130
1H,1H,2H,2H-Perfluoro[1,2-13C2]Decanesulfonic Acid (M2-8:2FTS)	80		19-175
N-Deuteriomethylperfluoro-1-octanesulfonamidoacetic Acid (d3-NMeFOSAA)	57		31-134
Perfluoro[1,2,3,4,5,6,7-13C7]Undecanoic Acid (M7-PFUDA)	90		61-155
N-Deuterioethylperfluoro-1-octanesulfonamidoacetic Acid (d5-NEtFOSAA)	55		34-137
Perfluoro[1,2-13C2]Dodecanoic Acid (MPFDOA)	80		54-150
Perfluoro[1,2-13C2]Tetradecanoic Acid (M2PFTEDA)	58		24-159

Project Name: 501241**Lab Number:** L2202232**Project Number:** S01241**Report Date:** 02/25/22**SAMPLE RESULTS**

Lab ID: L2202232-08
 Client ID: DUP-011322
 Sample Location: 43-45 LAFAYETTE AVE., SUFFERN, NY

Date Collected: 01/13/22 11:00
 Date Received: 01/14/22
 Field Prep: Not Specified

Sample Depth:

Matrix: Soil
 Analytical Method: 134,LCMSMS-ID
 Analytical Date: 01/24/22 11:13
 Analyst: RS
 Percent Solids: 81%

Extraction Method: ALPHA 23528
 Extraction Date: 01/21/22 07:54

Parameter	Result	Qualifier	Units	RL	MDL	Dilution Factor
Perfluorinated Alkyl Acids by Isotope Dilution - Mansfield Lab						
Perfluorooctanesulfonamide (FOSA)	ND		ng/g	0.566	0.111	1
Surrogate (Extracted Internal Standard)			% Recovery	Qualifier	Acceptance Criteria	
Perfluoro[13C8]Octanesulfonamide (M8FOSA)			111		10-117	

Project Name: 501241

Lab Number: L2202232

Project Number: S01241

Report Date: 02/25/22

SAMPLE RESULTS

Lab ID: L2202232-11
 Client ID: SB-06-9.0-9.5
 Sample Location: 43-45 LAFAYETTE AVE., SUFFERN, NY

Date Collected: 01/13/22 11:50
 Date Received: 01/14/22
 Field Prep: Not Specified

Sample Depth:

Matrix: Soil
 Analytical Method: 1,8270D
 Analytical Date: 01/20/22 15:20
 Analyst: JRW
 Percent Solids: 82%

Extraction Method: EPA 3546
 Extraction Date: 01/19/22 19:48

Parameter	Result	Qualifier	Units	RL	MDL	Dilution Factor
Semivolatile Organics by GC/MS - Westborough Lab						
Acenaphthene	ND		ug/kg	160	21.	1
1,2,4-Trichlorobenzene	ND		ug/kg	200	23.	1
Hexachlorobenzene	ND		ug/kg	120	22.	1
Bis(2-chloroethyl)ether	ND		ug/kg	180	27.	1
2-Chloronaphthalene	ND		ug/kg	200	20.	1
1,2-Dichlorobenzene	ND		ug/kg	200	36.	1
1,3-Dichlorobenzene	ND		ug/kg	200	34.	1
1,4-Dichlorobenzene	ND		ug/kg	200	35.	1
3,3'-Dichlorobenzidine	ND		ug/kg	200	53.	1
2,4-Dinitrotoluene	ND		ug/kg	200	40.	1
2,6-Dinitrotoluene	ND		ug/kg	200	34.	1
Fluoranthene	ND		ug/kg	120	23.	1
4-Chlorophenyl phenyl ether	ND		ug/kg	200	21.	1
4-Bromophenyl phenyl ether	ND		ug/kg	200	31.	1
Bis(2-chloroisopropyl)ether	ND		ug/kg	240	34.	1
Bis(2-chloroethoxy)methane	ND		ug/kg	220	20.	1
Hexachlorobutadiene	ND		ug/kg	200	29.	1
Hexachlorocyclopentadiene	ND		ug/kg	570	180	1
Hexachloroethane	ND		ug/kg	160	32.	1
Isophorone	ND		ug/kg	180	26.	1
Naphthalene	ND		ug/kg	200	24.	1
Nitrobenzene	ND		ug/kg	180	30.	1
NDPA/DPA	ND		ug/kg	160	23.	1
n-Nitrosodi-n-propylamine	ND		ug/kg	200	31.	1
Bis(2-ethylhexyl)phthalate	ND		ug/kg	200	70.	1
Butyl benzyl phthalate	ND		ug/kg	200	51.	1
Di-n-butylphthalate	ND		ug/kg	200	38.	1
Di-n-octylphthalate	ND		ug/kg	200	68.	1

Project Name: 501241

Lab Number: L2202232

Project Number: S01241

Report Date: 02/25/22

SAMPLE RESULTS

Lab ID: L2202232-11
 Client ID: SB-06-9.0-9.5
 Sample Location: 43-45 LAFAYETTE AVE., SUFFERN, NY

Date Collected: 01/13/22 11:50
 Date Received: 01/14/22
 Field Prep: Not Specified

Sample Depth:

Parameter	Result	Qualifier	Units	RL	MDL	Dilution Factor
Semivolatile Organics by GC/MS - Westborough Lab						
Diethyl phthalate	ND		ug/kg	200	19.	1
Dimethyl phthalate	ND		ug/kg	200	42.	1
Benzo(a)anthracene	ND		ug/kg	120	23.	1
Benzo(a)pyrene	ND		ug/kg	160	49.	1
Benzo(b)fluoranthene	ND		ug/kg	120	34.	1
Benzo(k)fluoranthene	ND		ug/kg	120	32.	1
Chrysene	ND		ug/kg	120	21.	1
Acenaphthylene	ND		ug/kg	160	31.	1
Anthracene	ND		ug/kg	120	39.	1
Benzo(ghi)perylene	ND		ug/kg	160	24.	1
Fluorene	ND		ug/kg	200	20.	1
Phenanthrene	ND		ug/kg	120	24.	1
Dibenzo(a,h)anthracene	ND		ug/kg	120	23.	1
Indeno(1,2,3-cd)pyrene	ND		ug/kg	160	28.	1
Pyrene	ND		ug/kg	120	20.	1
Biphenyl	ND		ug/kg	460	26.	1
4-Chloroaniline	ND		ug/kg	200	36.	1
2-Nitroaniline	ND		ug/kg	200	39.	1
3-Nitroaniline	ND		ug/kg	200	38.	1
4-Nitroaniline	ND		ug/kg	200	83.	1
Dibenzofuran	ND		ug/kg	200	19.	1
2-Methylnaphthalene	ND		ug/kg	240	24.	1
1,2,4,5-Tetrachlorobenzene	ND		ug/kg	200	21.	1
Acetophenone	ND		ug/kg	200	25.	1
2,4,6-Trichlorophenol	ND		ug/kg	120	38.	1
p-Chloro-m-cresol	ND		ug/kg	200	30.	1
2-Chlorophenol	ND		ug/kg	200	24.	1
2,4-Dichlorophenol	ND		ug/kg	180	32.	1
2,4-Dimethylphenol	ND		ug/kg	200	66.	1
2-Nitrophenol	ND		ug/kg	430	76.	1
4-Nitrophenol	ND		ug/kg	280	82.	1
2,4-Dinitrophenol	ND		ug/kg	960	94.	1
4,6-Dinitro-o-cresol	ND		ug/kg	520	96.	1
Pentachlorophenol	ND		ug/kg	160	44.	1
Phenol	ND		ug/kg	200	30.	1
2-Methylphenol	ND		ug/kg	200	31.	1
3-Methylphenol/4-Methylphenol	ND		ug/kg	290	31.	1

Project Name: 501241

Lab Number: L2202232

Project Number: S01241

Report Date: 02/25/22

SAMPLE RESULTS

Lab ID: L2202232-11
 Client ID: SB-06-9.0-9.5
 Sample Location: 43-45 LAFAYETTE AVE., SUFFERN, NY

Date Collected: 01/13/22 11:50
 Date Received: 01/14/22
 Field Prep: Not Specified

Sample Depth:

Parameter	Result	Qualifier	Units	RL	MDL	Dilution Factor
Semivolatile Organics by GC/MS - Westborough Lab						
2,4,5-Trichlorophenol	ND		ug/kg	200	38.	1
Benzoic Acid	ND		ug/kg	650	200	1
Benzyl Alcohol	ND		ug/kg	200	61.	1
Carbazole	ND		ug/kg	200	20.	1
1,4-Dioxane	ND		ug/kg	30	9.2	1

Tentatively Identified Compounds

Total TIC Compounds	7280	J	ug/kg			1
Unknown Alkane	249	J	ug/kg			1
Unknown	182	J	ug/kg			1
Unknown	313	J	ug/kg			1
Unknown Alkane	244	J	ug/kg			1
Unknown	317	J	ug/kg			1
Unknown	321	J	ug/kg			1
Unknown Alkane	236	J	ug/kg			1
Unknown Alkane	1080	J	ug/kg			1
Unknown Naphthalene	275	J	ug/kg			1
Unknown Alkane	193	J	ug/kg			1
Unknown Alkane	193	J	ug/kg			1
Unknown Alkane	208	J	ug/kg			1
Unknown Alkane	859	J	ug/kg			1
Unknown Alkane	365	J	ug/kg			1
Unknown	227	J	ug/kg			1
Unknown Alkane	233	J	ug/kg			1
Unknown Alkane	255	J	ug/kg			1
Unknown Alkane	777	J	ug/kg			1
Unknown Alkane	307	J	ug/kg			1
Unknown Cycloalkane	450	J	ug/kg			1

Project Name: 501241**Lab Number:** L2202232**Project Number:** S01241**Report Date:** 02/25/22**SAMPLE RESULTS**

Lab ID: L2202232-11

Date Collected: 01/13/22 11:50

Client ID: SB-06-9.0-9.5

Date Received: 01/14/22

Sample Location: 43-45 LAFAYETTE AVE., SUFFERN, NY

Field Prep: Not Specified

Sample Depth:

Parameter	Result	Qualifier	Units	RL	MDL	Dilution Factor
-----------	--------	-----------	-------	----	-----	-----------------

Semivolatile Organics by GC/MS - Westborough Lab

Surrogate	% Recovery	Qualifier	Acceptance Criteria
2-Fluorophenol	66		25-120
Phenol-d6	62		10-120
Nitrobenzene-d5	63		23-120
2-Fluorobiphenyl	57		30-120
2,4,6-Tribromophenol	73		10-136
4-Terphenyl-d14	46		18-120

Project Name: 501241

Lab Number: L2202232

Project Number: S01241

Report Date: 02/25/22

SAMPLE RESULTS

Lab ID: L2202232-11
 Client ID: SB-06-9.0-9.5
 Sample Location: 43-45 LAFAYETTE AVE., SUFFERN, NY

Date Collected: 01/13/22 11:50
 Date Received: 01/14/22
 Field Prep: Not Specified

Sample Depth:

Matrix: Soil
 Analytical Method: 134,LCMSMS-ID
 Analytical Date: 01/21/22 19:09
 Analyst: RS
 Percent Solids: 82%

Extraction Method: ALPHA 23528
 Extraction Date: 01/21/22 07:54

Parameter	Result	Qualifier	Units	RL	MDL	Dilution Factor
Perfluorinated Alkyl Acids by Isotope Dilution - Mansfield Lab						
Perfluorobutanoic Acid (PFBA)	ND		ng/g	0.588	0.027	1
Perfluoropentanoic Acid (PFPeA)	ND		ng/g	0.588	0.054	1
Perfluorobutanesulfonic Acid (PFBS)	ND		ng/g	0.294	0.046	1
Perfluorohexanoic Acid (PFHxA)	ND		ng/g	0.588	0.062	1
Perfluoroheptanoic Acid (PFHpA)	ND		ng/g	0.294	0.053	1
Perfluorohexanesulfonic Acid (PFHxS)	ND		ng/g	0.294	0.071	1
Perfluorooctanoic Acid (PFOA)	ND		ng/g	0.294	0.049	1
1H,1H,2H,2H-Perfluorooctanesulfonic Acid (6:2FTS)	ND		ng/g	0.588	0.211	1
Perfluoroheptanesulfonic Acid (PFHpS)	ND		ng/g	0.588	0.160	1
Perfluorononanoic Acid (PFNA)	ND		ng/g	0.294	0.088	1
Perfluorooctanesulfonic Acid (PFOS)	ND		ng/g	0.294	0.153	1
Perfluorodecanoic Acid (PFDA)	ND		ng/g	0.294	0.079	1
1H,1H,2H,2H-Perfluorodecanesulfonic Acid (8:2FTS)	ND		ng/g	0.588	0.337	1
N-Methyl Perfluorooctanesulfonamidoacetic Acid (NMeFOSAA)	ND		ng/g	0.588	0.237	1
Perfluoroundecanoic Acid (PFUnA)	ND		ng/g	0.588	0.055	1
Perfluorodecanesulfonic Acid (PFDS)	ND		ng/g	0.588	0.180	1
N-Ethyl Perfluorooctanesulfonamidoacetic Acid (NEtFOSAA)	ND		ng/g	0.588	0.099	1
Perfluorododecanoic Acid (PFDoA)	ND		ng/g	0.588	0.082	1
Perfluorotridecanoic Acid (PFTrDA)	ND		ng/g	0.588	0.240	1
Perfluorotetradecanoic Acid (PFTA)	ND		ng/g	0.588	0.064	1
PFOA/PFOS, Total	ND		ng/g	0.294	0.049	1

Project Name: 501241

Lab Number: L2202232

Project Number: S01241

Report Date: 02/25/22

SAMPLE RESULTS

Lab ID: L2202232-11
 Client ID: SB-06-9.0-9.5
 Sample Location: 43-45 LAFAYETTE AVE., SUFFERN, NY

Date Collected: 01/13/22 11:50
 Date Received: 01/14/22
 Field Prep: Not Specified

Sample Depth:

Parameter	Result	Qualifier	Units	RL	MDL	Dilution Factor
Perfluorinated Alkyl Acids by Isotope Dilution - Mansfield Lab						

Surrogate (Extracted Internal Standard)	% Recovery	Qualifier	Acceptance Criteria
Perfluoro[13C4]Butanoic Acid (MPFBA)	82		61-135
Perfluoro[13C5]Pentanoic Acid (M5PFPEA)	87		58-150
Perfluoro[2,3,4-13C3]Butanesulfonic Acid (M3PFBS)	90		74-139
Perfluoro[1,2,3,4,6-13C5]Hexanoic Acid (M5PFHxA)	81		66-128
Perfluoro[1,2,3,4-13C4]Heptanoic Acid (M4PFHpA)	82		71-129
Perfluoro[1,2,3-13C3]Hexanesulfonic Acid (M3PFHxS)	94		78-139
Perfluoro[13C8]Octanoic Acid (M8PFOA)	85		75-130
1H,1H,2H,2H-Perfluoro[1,2-13C2]Octanesulfonic Acid (M2-6:2FTS)	91		20-154
Perfluoro[13C9]Nonanoic Acid (M9PFNA)	75		72-140
Perfluoro[13C8]Octanesulfonic Acid (M8PFOS)	88		79-136
Perfluoro[1,2,3,4,5,6-13C6]Decanoic Acid (M6PFDA)	81		75-130
1H,1H,2H,2H-Perfluoro[1,2-13C2]Decanesulfonic Acid (M2-8:2FTS)	86		19-175
N-Deuteriomethylperfluoro-1-octanesulfonamidoacetic Acid (d3-NMeFOSAA)	13	Q	31-134
Perfluoro[1,2,3,4,5,6,7-13C7]Undecanoic Acid (M7-PFUDA)	84		61-155
N-Deuterioethylperfluoro-1-octanesulfonamidoacetic Acid (d5-NEtFOSAA)	10	Q	34-137
Perfluoro[1,2-13C2]Dodecanoic Acid (MPFDOA)	73		54-150
Perfluoro[1,2-13C2]Tetradecanoic Acid (M2PFTEDA)	58		24-159

Project Name: 501241**Lab Number:** L2202232**Project Number:** S01241**Report Date:** 02/25/22**SAMPLE RESULTS**

Lab ID: L2202232-11
 Client ID: SB-06-9.0-9.5
 Sample Location: 43-45 LAFAYETTE AVE., SUFFERN, NY

Date Collected: 01/13/22 11:50
 Date Received: 01/14/22
 Field Prep: Not Specified

Sample Depth:

Matrix: Soil
 Analytical Method: 134,LCMSMS-ID
 Analytical Date: 01/24/22 11:21
 Analyst: RS
 Percent Solids: 82%

Extraction Method: ALPHA 23528
 Extraction Date: 01/21/22 07:54

Parameter	Result	Qualifier	Units	RL	MDL	Dilution Factor
Perfluorinated Alkyl Acids by Isotope Dilution - Mansfield Lab						
Perfluorooctanesulfonamide (FOSA)	ND		ng/g	0.588	0.115	1
Surrogate (Extracted Internal Standard)			% Recovery	Qualifier	Acceptance Criteria	
Perfluoro[13C8]Octanesulfonamide (M8FOSA)			116		10-117	

Project Name: 501241

Lab Number: L2202232

Project Number: S01241

Report Date: 02/25/22

SAMPLE RESULTS

Lab ID: L2202232-14
 Client ID: SB-07-9.0-9.5
 Sample Location: 43-45 LAFAYETTE AVE., SUFFERN, NY

Date Collected: 01/13/22 12:35
 Date Received: 01/14/22
 Field Prep: Not Specified

Sample Depth:

Matrix: Soil
 Analytical Method: 1,8270D
 Analytical Date: 01/20/22 15:45
 Analyst: JRW
 Percent Solids: 85%

Extraction Method: EPA 3546
 Extraction Date: 01/19/22 19:48

Parameter	Result	Qualifier	Units	RL	MDL	Dilution Factor
Semivolatile Organics by GC/MS - Westborough Lab						
Acenaphthene	ND		ug/kg	160	20.	1
1,2,4-Trichlorobenzene	ND		ug/kg	200	22.	1
Hexachlorobenzene	ND		ug/kg	120	22.	1
Bis(2-chloroethyl)ether	ND		ug/kg	180	27.	1
2-Chloronaphthalene	ND		ug/kg	200	19.	1
1,2-Dichlorobenzene	ND		ug/kg	200	35.	1
1,3-Dichlorobenzene	ND		ug/kg	200	34.	1
1,4-Dichlorobenzene	ND		ug/kg	200	34.	1
3,3'-Dichlorobenzidine	ND		ug/kg	200	52.	1
2,4-Dinitrotoluene	ND		ug/kg	200	39.	1
2,6-Dinitrotoluene	ND		ug/kg	200	34.	1
Fluoranthene	44	J	ug/kg	120	22.	1
4-Chlorophenyl phenyl ether	ND		ug/kg	200	21.	1
4-Bromophenyl phenyl ether	ND		ug/kg	200	30.	1
Bis(2-chloroisopropyl)ether	ND		ug/kg	240	34.	1
Bis(2-chloroethoxy)methane	ND		ug/kg	210	20.	1
Hexachlorobutadiene	ND		ug/kg	200	29.	1
Hexachlorocyclopentadiene	ND		ug/kg	560	180	1
Hexachloroethane	ND		ug/kg	160	32.	1
Isophorone	ND		ug/kg	180	26.	1
Naphthalene	ND		ug/kg	200	24.	1
Nitrobenzene	ND		ug/kg	180	29.	1
NDPA/DPA	ND		ug/kg	160	22.	1
n-Nitrosodi-n-propylamine	ND		ug/kg	200	30.	1
Bis(2-ethylhexyl)phthalate	ND		ug/kg	200	68.	1
Butyl benzyl phthalate	ND		ug/kg	200	50.	1
Di-n-butylphthalate	ND		ug/kg	200	37.	1
Di-n-octylphthalate	ND		ug/kg	200	67.	1

Project Name: 501241

Lab Number: L2202232

Project Number: S01241

Report Date: 02/25/22

SAMPLE RESULTS

Lab ID: L2202232-14
 Client ID: SB-07-9.0-9.5
 Sample Location: 43-45 LAFAYETTE AVE., SUFFERN, NY

Date Collected: 01/13/22 12:35
 Date Received: 01/14/22
 Field Prep: Not Specified

Sample Depth:

Parameter	Result	Qualifier	Units	RL	MDL	Dilution Factor
Semivolatile Organics by GC/MS - Westborough Lab						
Diethyl phthalate	ND		ug/kg	200	18.	1
Dimethyl phthalate	ND		ug/kg	200	41.	1
Benzo(a)anthracene	27	J	ug/kg	120	22.	1
Benzo(a)pyrene	ND		ug/kg	160	48.	1
Benzo(b)fluoranthene	ND		ug/kg	120	33.	1
Benzo(k)fluoranthene	ND		ug/kg	120	31.	1
Chrysene	21	J	ug/kg	120	20.	1
Acenaphthylene	ND		ug/kg	160	30.	1
Anthracene	ND		ug/kg	120	38.	1
Benzo(ghi)perylene	ND		ug/kg	160	23.	1
Fluorene	ND		ug/kg	200	19.	1
Phenanthrene	ND		ug/kg	120	24.	1
Dibenzo(a,h)anthracene	ND		ug/kg	120	23.	1
Indeno(1,2,3-cd)pyrene	ND		ug/kg	160	27.	1
Pyrene	37	J	ug/kg	120	20.	1
Biphenyl	ND		ug/kg	450	26.	1
4-Chloroaniline	ND		ug/kg	200	36.	1
2-Nitroaniline	ND		ug/kg	200	38.	1
3-Nitroaniline	ND		ug/kg	200	37.	1
4-Nitroaniline	ND		ug/kg	200	81.	1
Dibenzofuran	ND		ug/kg	200	18.	1
2-Methylnaphthalene	ND		ug/kg	240	24.	1
1,2,4,5-Tetrachlorobenzene	ND		ug/kg	200	20.	1
Acetophenone	ND		ug/kg	200	24.	1
2,4,6-Trichlorophenol	ND		ug/kg	120	37.	1
p-Chloro-m-cresol	ND		ug/kg	200	29.	1
2-Chlorophenol	ND		ug/kg	200	23.	1
2,4-Dichlorophenol	ND		ug/kg	180	32.	1
2,4-Dimethylphenol	ND		ug/kg	200	65.	1
2-Nitrophenol	ND		ug/kg	420	74.	1
4-Nitrophenol	ND		ug/kg	280	80.	1
2,4-Dinitrophenol	ND		ug/kg	940	92.	1
4,6-Dinitro-o-cresol	ND		ug/kg	510	94.	1
Pentachlorophenol	ND		ug/kg	160	43.	1
Phenol	ND		ug/kg	200	30.	1
2-Methylphenol	ND		ug/kg	200	30.	1
3-Methylphenol/4-Methylphenol	ND		ug/kg	280	31.	1

Project Name: 501241

Lab Number: L2202232

Project Number: S01241

Report Date: 02/25/22

SAMPLE RESULTS

Lab ID: L2202232-14

Date Collected: 01/13/22 12:35

Client ID: SB-07-9.0-9.5

Date Received: 01/14/22

Sample Location: 43-45 LAFAYETTE AVE., SUFFERN, NY

Field Prep: Not Specified

Sample Depth:

Parameter	Result	Qualifier	Units	RL	MDL	Dilution Factor
Semivolatile Organics by GC/MS - Westborough Lab						
2,4,5-Trichlorophenol	ND		ug/kg	200	38.	1
Benzoic Acid	ND		ug/kg	640	200	1
Benzyl Alcohol	ND		ug/kg	200	60.	1
Carbazole	ND		ug/kg	200	19.	1
1,4-Dioxane	ND		ug/kg	29	9.0	1

Tentatively Identified Compounds

No Tentatively Identified Compounds	ND	ug/kg	1
-------------------------------------	----	-------	---

Surrogate	% Recovery	Qualifier	Acceptance Criteria
2-Fluorophenol	70		25-120
Phenol-d6	67		10-120
Nitrobenzene-d5	66		23-120
2-Fluorobiphenyl	61		30-120
2,4,6-Tribromophenol	74		10-136
4-Terphenyl-d14	49		18-120

Project Name: 501241
Project Number: S01241

Lab Number: L2202232
Report Date: 02/25/22

SAMPLE RESULTS

Lab ID: L2202232-14
Client ID: SB-07-9.0-9.5
Sample Location: 43-45 LAFAYETTE AVE., SUFFERN, NY

Date Collected: 01/13/22 12:35
Date Received: 01/14/22
Field Prep: Not Specified

Sample Depth:

Matrix: Soil
Analytical Method: 134,LCMSMS-ID
Analytical Date: 01/21/22 19:25
Analyst: RS
Percent Solids: 85%

Extraction Method: ALPHA 23528
Extraction Date: 01/21/22 07:54

Parameter	Result	Qualifier	Units	RL	MDL	Dilution Factor
Perfluorinated Alkyl Acids by Isotope Dilution - Mansfield Lab						
Perfluorobutanoic Acid (PFBA)	ND		ng/g	0.540	0.025	1
Perfluoropentanoic Acid (PFPeA)	ND		ng/g	0.540	0.050	1
Perfluorobutanesulfonic Acid (PFBS)	ND		ng/g	0.270	0.042	1
Perfluorohexanoic Acid (PFHxA)	ND		ng/g	0.540	0.057	1
Perfluoroheptanoic Acid (PFHpA)	ND		ng/g	0.270	0.049	1
Perfluorohexanesulfonic Acid (PFHxS)	ND		ng/g	0.270	0.065	1
Perfluorooctanoic Acid (PFOA)	0.108	J	ng/g	0.270	0.045	1
1H,1H,2H,2H-Perfluorooctanesulfonic Acid (6:2FTS)	ND		ng/g	0.540	0.194	1
Perfluoroheptanesulfonic Acid (PFHpS)	ND		ng/g	0.540	0.147	1
Perfluorononanoic Acid (PFNA)	ND		ng/g	0.270	0.081	1
Perfluorooctanesulfonic Acid (PFOS)	ND		ng/g	0.270	0.140	1
Perfluorodecanoic Acid (PFDA)	ND		ng/g	0.270	0.072	1
1H,1H,2H,2H-Perfluorodecanesulfonic Acid (8:2FTS)	ND		ng/g	0.540	0.310	1
N-Methyl Perfluorooctanesulfonamidoacetic Acid (NMeFOSAA)	ND		ng/g	0.540	0.218	1
Perfluoroundecanoic Acid (PFUnA)	ND		ng/g	0.540	0.051	1
Perfluorodecanesulfonic Acid (PFDS)	ND		ng/g	0.540	0.165	1
Perfluorooctanesulfonamide (FOSA)	ND		ng/g	0.540	0.106	1
N-Ethyl Perfluorooctanesulfonamidoacetic Acid (NEtFOSAA)	ND		ng/g	0.540	0.091	1
Perfluorododecanoic Acid (PFDoA)	ND		ng/g	0.540	0.076	1
Perfluorotridecanoic Acid (PFTrDA)	ND		ng/g	0.540	0.221	1
Perfluorotetradecanoic Acid (PFTA)	ND		ng/g	0.540	0.058	1
PFOA/PFOS, Total	0.108	J	ng/g	0.270	0.045	1

Project Name: 501241

Lab Number: L2202232

Project Number: S01241

Report Date: 02/25/22

SAMPLE RESULTS

Lab ID: L2202232-14
 Client ID: SB-07-9.0-9.5
 Sample Location: 43-45 LAFAYETTE AVE., SUFFERN, NY

Date Collected: 01/13/22 12:35
 Date Received: 01/14/22
 Field Prep: Not Specified

Sample Depth:

Parameter	Result	Qualifier	Units	RL	MDL	Dilution Factor
Perfluorinated Alkyl Acids by Isotope Dilution - Mansfield Lab						

Surrogate (Extracted Internal Standard)	% Recovery	Qualifier	Acceptance Criteria
Perfluoro[13C4]Butanoic Acid (MPFBA)	85		61-135
Perfluoro[13C5]Pentanoic Acid (M5PFPEA)	89		58-150
Perfluoro[2,3,4-13C3]Butanesulfonic Acid (M3PFBS)	92		74-139
Perfluoro[1,2,3,4,6-13C5]Hexanoic Acid (M5PFHxA)	85		66-128
Perfluoro[1,2,3,4-13C4]Heptanoic Acid (M4PFHpA)	86		71-129
Perfluoro[1,2,3-13C3]Hexanesulfonic Acid (M3PFHxS)	93		78-139
Perfluoro[13C8]Octanoic Acid (M8PFOA)	88		75-130
1H,1H,2H,2H-Perfluoro[1,2-13C2]Octanesulfonic Acid (M2-6:2FTS)	91		20-154
Perfluoro[13C9]Nonanoic Acid (M9PFNA)	85		72-140
Perfluoro[13C8]Octanesulfonic Acid (M8PFOS)	88		79-136
Perfluoro[1,2,3,4,5,6-13C6]Decanoic Acid (M6PFDA)	87		75-130
1H,1H,2H,2H-Perfluoro[1,2-13C2]Decanesulfonic Acid (M2-8:2FTS)	89		19-175
N-Deuteriomethylperfluoro-1-octanesulfonamidoacetic Acid (d3-NMeFOSAA)	39		31-134
Perfluoro[1,2,3,4,5,6,7-13C7]Undecanoic Acid (M7-PFUDA)	92		61-155
Perfluoro[13C8]Octanesulfonamide (M8FOSA)	16		10-117
N-Deuterioethylperfluoro-1-octanesulfonamidoacetic Acid (d5-NEtFOSAA)	42		34-137
Perfluoro[1,2-13C2]Dodecanoic Acid (MPFDOA)	78		54-150
Perfluoro[1,2-13C2]Tetradecanoic Acid (M2PFTEDA)	65		24-159

Project Name: 501241

Lab Number: L2202232

Project Number: S01241

Report Date: 02/25/22

SAMPLE RESULTS

Lab ID: L2202232-17
 Client ID: FB-01132022
 Sample Location: 43-45 LAFAYETTE AVE., SUFFERN, NY

Date Collected: 01/13/22 00:00
 Date Received: 01/14/22
 Field Prep: Not Specified

Sample Depth:

Matrix: Water
 Analytical Method: 134,LCMSMS-ID
 Analytical Date: 01/19/22 05:28
 Analyst: SG

Extraction Method: ALPHA 23528
 Extraction Date: 01/18/22 07:35

Parameter	Result	Qualifier	Units	RL	MDL	Dilution Factor
Perfluorinated Alkyl Acids by Isotope Dilution - Mansfield Lab						
Perfluorobutanoic Acid (PFBA)	ND		ng/l	1.73	0.354	1
Perfluoropentanoic Acid (PFPeA)	ND		ng/l	1.73	0.343	1
Perfluorobutanesulfonic Acid (PFBS)	ND		ng/l	1.73	0.206	1
Perfluorohexanoic Acid (PFHxA)	ND		ng/l	1.73	0.284	1
Perfluoroheptanoic Acid (PFHpA)	ND		ng/l	1.73	0.195	1
Perfluorohexanesulfonic Acid (PFHxS)	ND		ng/l	1.73	0.326	1
Perfluorooctanoic Acid (PFOA)	ND		ng/l	1.73	0.205	1
1H,1H,2H,2H-Perfluorooctanesulfonic Acid (6:2FTS)	ND		ng/l	1.73	1.16	1
Perfluoroheptanesulfonic Acid (PFHpS)	ND		ng/l	1.73	0.596	1
Perfluorononanoic Acid (PFNA)	ND		ng/l	1.73	0.270	1
Perfluorooctanesulfonic Acid (PFOS)	ND		ng/l	1.73	0.437	1
Perfluorodecanoic Acid (PFDA)	ND		ng/l	1.73	0.264	1
1H,1H,2H,2H-Perfluorodecanesulfonic Acid (8:2FTS)	ND		ng/l	1.73	1.05	1
N-Methyl Perfluorooctanesulfonamidoacetic Acid (NMeFOSAA)	ND		ng/l	1.73	0.562	1
Perfluoroundecanoic Acid (PFUnA)	ND		ng/l	1.73	0.225	1
Perfluorodecanesulfonic Acid (PFDS)	ND		ng/l	1.73	0.850	1
Perfluorooctanesulfonamide (FOSA)	ND		ng/l	1.73	0.503	1
N-Ethyl Perfluorooctanesulfonamidoacetic Acid (NEtFOSAA)	ND		ng/l	1.73	0.697	1
Perfluorododecanoic Acid (PFDoA)	ND		ng/l	1.73	0.322	1
Perfluorotridecanoic Acid (PFTrDA)	ND		ng/l	1.73	0.284	1
Perfluorotetradecanoic Acid (PFTA)	0.742	J	ng/l	1.73	0.215	1
PFOA/PFOS, Total	ND		ng/l	1.73	0.205	1

Project Name: 501241

Lab Number: L2202232

Project Number: S01241

Report Date: 02/25/22

SAMPLE RESULTS

Lab ID: L2202232-17
 Client ID: FB-01132022
 Sample Location: 43-45 LAFAYETTE AVE., SUFFERN, NY

Date Collected: 01/13/22 00:00
 Date Received: 01/14/22
 Field Prep: Not Specified

Sample Depth:

Parameter	Result	Qualifier	Units	RL	MDL	Dilution Factor
Perfluorinated Alkyl Acids by Isotope Dilution - Mansfield Lab						

Surrogate (Extracted Internal Standard)	% Recovery	Qualifier	Acceptance Criteria
Perfluoro[13C4]Butanoic Acid (MPFBA)	106		58-132
Perfluoro[13C5]Pentanoic Acid (M5PFPEA)	114		62-163
Perfluoro[2,3,4-13C3]Butanesulfonic Acid (M3PFBS)	128		70-131
Perfluoro[1,2,3,4,6-13C5]Hexanoic Acid (M5PFHxA)	116		57-129
Perfluoro[1,2,3,4-13C4]Heptanoic Acid (M4PFHpA)	115		60-129
Perfluoro[1,2,3-13C3]Hexanesulfonic Acid (M3PFHxS)	123		71-134
Perfluoro[13C8]Octanoic Acid (M8PFOA)	103		62-129
1H,1H,2H,2H-Perfluoro[1,2-13C2]Octanesulfonic Acid (M2-6:2FTS)	91		14-147
Perfluoro[13C9]Nonanoic Acid (M9PFNA)	105		59-139
Perfluoro[13C8]Octanesulfonic Acid (M8PFOS)	112		69-131
Perfluoro[1,2,3,4,5,6-13C6]Decanoic Acid (M6PFDA)	105		62-124
1H,1H,2H,2H-Perfluoro[1,2-13C2]Decanesulfonic Acid (M2-8:2FTS)	101		10-162
N-Deuteriomethylperfluoro-1-octanesulfonamidoacetic Acid (d3-NMeFOSAA)	70		24-116
Perfluoro[1,2,3,4,5,6,7-13C7]Undecanoic Acid (M7-PFUDA)	104		55-137
Perfluoro[13C8]Octanesulfonamide (M8FOSA)	67		10-112
N-Deuterioethylperfluoro-1-octanesulfonamidoacetic Acid (d5-NEtFOSAA)	78		27-126
Perfluoro[1,2-13C2]Dodecanoic Acid (MPFDOA)	90		48-131
Perfluoro[1,2-13C2]Tetradecanoic Acid (M2PFTEDA)	76		22-136

Project Name: 501241
Project Number: S01241

Lab Number: L2202232
Report Date: 02/25/22

Method Blank Analysis Batch Quality Control

Analytical Method: 134,LCMSMS-ID
Analytical Date: 01/18/22 23:24
Analyst: SG

Extraction Method: ALPHA 23528
Extraction Date: 01/18/22 07:35

Parameter	Result	Qualifier	Units	RL	MDL
Perfluorinated Alkyl Acids by Isotope Dilution - Mansfield Lab for sample(s): 17 Batch: WG1595027-1					
Perfluorobutanoic Acid (PFBA)	ND		ng/l	2.00	0.408
Perfluoropentanoic Acid (PFPeA)	ND		ng/l	2.00	0.396
Perfluorobutanesulfonic Acid (PFBS)	ND		ng/l	2.00	0.238
Perfluorohexanoic Acid (PFHxA)	ND		ng/l	2.00	0.328
Perfluoroheptanoic Acid (PFHpA)	ND		ng/l	2.00	0.225
Perfluorohexanesulfonic Acid (PFHxS)	ND		ng/l	2.00	0.376
Perfluorooctanoic Acid (PFOA)	ND		ng/l	2.00	0.236
1H,1H,2H,2H-Perfluorooctanesulfonic Acid (6:2FTS)	ND		ng/l	2.00	1.33
Perfluoroheptanesulfonic Acid (PFHpS)	ND		ng/l	2.00	0.688
Perfluorononanoic Acid (PFNA)	ND		ng/l	2.00	0.312
Perfluorooctanesulfonic Acid (PFOS)	ND		ng/l	2.00	0.504
Perfluorodecanoic Acid (PFDA)	ND		ng/l	2.00	0.304
1H,1H,2H,2H-Perfluorodecanesulfonic Acid (8:2FTS)	ND		ng/l	2.00	1.21
N-Methyl Perfluorooctanesulfonamidoacetic Acid (NMeFOSAA)	ND		ng/l	2.00	0.648
Perfluoroundecanoic Acid (PFUnA)	ND		ng/l	2.00	0.260
Perfluorodecanesulfonic Acid (PFDS)	ND		ng/l	2.00	0.980
Perfluorooctanesulfonamide (FOSA)	ND		ng/l	2.00	0.580
N-Ethyl Perfluorooctanesulfonamidoacetic Acid (NEtFOSAA)	ND		ng/l	2.00	0.804
Perfluorododecanoic Acid (PFDoA)	ND		ng/l	2.00	0.372
Perfluorotridecanoic Acid (PFTrDA)	ND		ng/l	2.00	0.327
Perfluorotetradecanoic Acid (PFTA)	1.01	J	ng/l	2.00	0.248
PFOA/PFOS, Total	ND		ng/l	2.00	0.236

Project Name: 501241
Project Number: S01241

Lab Number: L2202232
Report Date: 02/25/22

Method Blank Analysis Batch Quality Control

Analytical Method: 134,LCMSMS-ID
Analytical Date: 01/18/22 23:24
Analyst: SG

Extraction Method: ALPHA 23528
Extraction Date: 01/18/22 07:35

Parameter	Result	Qualifier	Units	RL	MDL
Perfluorinated Alkyl Acids by Isotope Dilution - Mansfield Lab for sample(s): 17 Batch: WG1595027-1					

Surrogate (Extracted Internal Standard)	%Recovery	Qualifier	Acceptance Criteria
Perfluoro[13C4]Butanoic Acid (MPFBA)	86		58-132
Perfluoro[13C5]Pentanoic Acid (M5PFPEA)	84		62-163
Perfluoro[2,3,4-13C3]Butanesulfonic Acid (M3PFBS)	100		70-131
Perfluoro[1,2,3,4,6-13C5]Hexanoic Acid (M5PFHxA)	92		57-129
Perfluoro[1,2,3,4-13C4]Heptanoic Acid (M4PFHpA)	92		60-129
Perfluoro[1,2,3-13C3]Hexanesulfonic Acid (M3PFHxS)	92		71-134
Perfluoro[13C8]Octanoic Acid (M8PFOA)	85		62-129
1H,1H,2H,2H-Perfluoro[1,2-13C2]Octanesulfonic Acid (M2-6:2FTS)	112		14-147
Perfluoro[13C9]Nonanoic Acid (M9PFNA)	84		59-139
Perfluoro[13C8]Octanesulfonic Acid (M8PFOS)	88		69-131
Perfluoro[1,2,3,4,5,6-13C6]Decanoic Acid (M6PFDA)	81		62-124
1H,1H,2H,2H-Perfluoro[1,2-13C2]Decanesulfonic Acid (M2-8:2FTS)	103		10-162
N-Deuteriomethylperfluoro-1-octanesulfonamidoacetic Acid (d3-NMeFOSAA)	56		24-116
Perfluoro[1,2,3,4,5,6,7-13C7]Undecanoic Acid (M7-PFUDA)	80		55-137
Perfluoro[13C8]Octanesulfonamide (M8FOSA)	53		10-112
N-Deuterioethylperfluoro-1-octanesulfonamidoacetic Acid (d5-NEtFOSAA)	58		27-126
Perfluoro[1,2-13C2]Dodecanoic Acid (MPFDOA)	71		48-131
Perfluoro[1,2-13C2]Tetradecanoic Acid (M2PFTEDA)	55		22-136

Project Name: 501241
Project Number: S01241

Lab Number: L2202232
Report Date: 02/25/22

Method Blank Analysis
Batch Quality Control

Analytical Method: 134,LCMSMS-ID
Analytical Date: 01/21/22 11:11
Analyst: RS

Extraction Method: ALPHA 23528
Extraction Date: 01/18/22 07:35

Parameter	Result	Qualifier	Units	RL	MDL
Perfluorinated Alkyl Acids by Isotope Dilution - Mansfield Lab for sample(s): 17 Batch: WG1595027-1					
Perfluorooctanesulfonamide (FOSA)	ND		ng/l	2.00	0.580

Surrogate (Extracted Internal Standard)	%Recovery	Qualifier	Acceptance Criteria
Perfluoro[13C8]Octanesulfonamide (M8FOSA)	77		10-112

Project Name: 501241
Project Number: S01241

Lab Number: L2202232
Report Date: 02/25/22

Method Blank Analysis
Batch Quality Control

Analytical Method: 1,8270D
Analytical Date: 01/20/22 09:44
Analyst: JRW

Extraction Method: EPA 3546
Extraction Date: 01/19/22 19:48

Parameter	Result	Qualifier	Units	RL	MDL
Semivolatile Organics by GC/MS - Westborough Lab for sample(s): 01,04,07-08,11,14 Batch: WG1595967-1					
Acenaphthene	ND		ug/kg	130	17.
1,2,4-Trichlorobenzene	ND		ug/kg	160	19.
Hexachlorobenzene	ND		ug/kg	98	18.
Bis(2-chloroethyl)ether	ND		ug/kg	150	22.
2-Chloronaphthalene	ND		ug/kg	160	16.
1,2-Dichlorobenzene	ND		ug/kg	160	30.
1,3-Dichlorobenzene	ND		ug/kg	160	28.
1,4-Dichlorobenzene	ND		ug/kg	160	29.
3,3'-Dichlorobenzidine	ND		ug/kg	160	44.
2,4-Dinitrotoluene	ND		ug/kg	160	33.
2,6-Dinitrotoluene	ND		ug/kg	160	28.
Fluoranthene	ND		ug/kg	98	19.
4-Chlorophenyl phenyl ether	ND		ug/kg	160	18.
4-Bromophenyl phenyl ether	ND		ug/kg	160	25.
Bis(2-chloroisopropyl)ether	ND		ug/kg	200	28.
Bis(2-chloroethoxy)methane	ND		ug/kg	180	16.
Hexachlorobutadiene	ND		ug/kg	160	24.
Hexachlorocyclopentadiene	ND		ug/kg	470	150
Hexachloroethane	ND		ug/kg	130	26.
Isophorone	ND		ug/kg	150	21.
Naphthalene	ND		ug/kg	160	20.
Nitrobenzene	ND		ug/kg	150	24.
NDPA/DPA	ND		ug/kg	130	19.
n-Nitrosodi-n-propylamine	ND		ug/kg	160	25.
Bis(2-ethylhexyl)phthalate	ND		ug/kg	160	57.
Butyl benzyl phthalate	ND		ug/kg	160	41.
Di-n-butylphthalate	ND		ug/kg	160	31.
Di-n-octylphthalate	ND		ug/kg	160	56.
Diethyl phthalate	ND		ug/kg	160	15.

Project Name: 501241
Project Number: S01241

Lab Number: L2202232
Report Date: 02/25/22

Method Blank Analysis
Batch Quality Control

Analytical Method: 1,8270D
Analytical Date: 01/20/22 09:44
Analyst: JRW

Extraction Method: EPA 3546
Extraction Date: 01/19/22 19:48

Parameter	Result	Qualifier	Units	RL	MDL
Semivolatile Organics by GC/MS - Westborough Lab for sample(s): 01,04,07-08,11,14 Batch: WG1595967-1					
Dimethyl phthalate	ND		ug/kg	160	34.
Benzo(a)anthracene	ND		ug/kg	98	18.
Benzo(a)pyrene	ND		ug/kg	130	40.
Benzo(b)fluoranthene	ND		ug/kg	98	28.
Benzo(k)fluoranthene	ND		ug/kg	98	26.
Chrysene	ND		ug/kg	98	17.
Acenaphthylene	ND		ug/kg	130	25.
Anthracene	ND		ug/kg	98	32.
Benzo(ghi)perylene	ND		ug/kg	130	19.
Fluorene	ND		ug/kg	160	16.
Phenanthrene	ND		ug/kg	98	20.
Dibenzo(a,h)anthracene	ND		ug/kg	98	19.
Indeno(1,2,3-cd)pyrene	ND		ug/kg	130	23.
Pyrene	ND		ug/kg	98	16.
Biphenyl	ND		ug/kg	370	21.
4-Chloroaniline	ND		ug/kg	160	30.
2-Nitroaniline	ND		ug/kg	160	32.
3-Nitroaniline	ND		ug/kg	160	31.
4-Nitroaniline	ND		ug/kg	160	68.
Dibenzofuran	ND		ug/kg	160	16.
2-Methylnaphthalene	ND		ug/kg	200	20.
1,2,4,5-Tetrachlorobenzene	ND		ug/kg	160	17.
Acetophenone	ND		ug/kg	160	20.
2,4,6-Trichlorophenol	ND		ug/kg	98	31.
p-Chloro-m-cresol	ND		ug/kg	160	24.
2-Chlorophenol	ND		ug/kg	160	19.
2,4-Dichlorophenol	ND		ug/kg	150	26.
2,4-Dimethylphenol	ND		ug/kg	160	54.
2-Nitrophenol	ND		ug/kg	350	62.

Project Name: 501241
Project Number: S01241

Lab Number: L2202232
Report Date: 02/25/22

**Method Blank Analysis
Batch Quality Control**

Analytical Method: 1,8270D
Analytical Date: 01/20/22 09:44
Analyst: JRW

Extraction Method: EPA 3546
Extraction Date: 01/19/22 19:48

Parameter	Result	Qualifier	Units	RL	MDL
Semivolatile Organics by GC/MS - Westborough Lab for sample(s): 01,04,07-08,11,14 Batch: WG1595967-1					
4-Nitrophenol	ND		ug/kg	230	67.
2,4-Dinitrophenol	ND		ug/kg	790	76.
4,6-Dinitro-o-cresol	ND		ug/kg	430	79.
Pentachlorophenol	ND		ug/kg	130	36.
Phenol	ND		ug/kg	160	25.
2-Methylphenol	ND		ug/kg	160	25.
3-Methylphenol/4-Methylphenol	ND		ug/kg	240	26.
2,4,5-Trichlorophenol	ND		ug/kg	160	31.
Benzoic Acid	ND		ug/kg	530	170
Benzyl Alcohol	ND		ug/kg	160	50.
Carbazole	ND		ug/kg	160	16.
1,4-Dioxane	ND		ug/kg	25	7.6

Tentatively Identified Compounds

No Tentatively Identified Compounds ND ug/kg

Surrogate	%Recovery	Qualifier	Acceptance Criteria
2-Fluorophenol	78		25-120
Phenol-d6	73		10-120
Nitrobenzene-d5	71		23-120
2-Fluorobiphenyl	69		30-120
2,4,6-Tribromophenol	68		10-136
4-Terphenyl-d14	74		18-120

Project Name: 501241
Project Number: S01241

Lab Number: L2202232
Report Date: 02/25/22

Method Blank Analysis
Batch Quality Control

Analytical Method: 134,LCMSMS-ID
Analytical Date: 01/22/22 10:56
Analyst: SG

Extraction Method: ALPHA 23528
Extraction Date: 01/21/22 07:54

Parameter	Result	Qualifier	Units	RL	MDL
Perfluorinated Alkyl Acids by Isotope Dilution - Mansfield Lab for sample(s): 01,04,07-08,11,14 Batch: WG1596550-1 R					
Perfluorobutanoic Acid (PFBA)	ND		ng/g	0.500	0.023
Perfluoropentanoic Acid (PFPeA)	ND		ng/g	0.500	0.046
Perfluorobutanesulfonic Acid (PFBS)	ND		ng/g	0.250	0.039
Perfluorohexanoic Acid (PFHxA)	ND		ng/g	0.500	0.053
Perfluoroheptanoic Acid (PFHpA)	ND		ng/g	0.250	0.045
Perfluorohexanesulfonic Acid (PFHxS)	ND		ng/g	0.250	0.061
Perfluorooctanoic Acid (PFOA)	ND		ng/g	0.250	0.042
1H,1H,2H,2H-Perfluorooctanesulfonic Acid (6:2FTS)	ND		ng/g	0.500	0.180
Perfluoroheptanesulfonic Acid (PFHpS)	ND		ng/g	0.500	0.136
Perfluorononanoic Acid (PFNA)	ND		ng/g	0.250	0.075
Perfluorooctanesulfonic Acid (PFOS)	ND		ng/g	0.250	0.130
Perfluorodecanoic Acid (PFDA)	ND		ng/g	0.250	0.067
1H,1H,2H,2H-Perfluorodecanesulfonic Acid (8:2FTS)	ND		ng/g	0.500	0.287
N-Methyl Perfluorooctanesulfonamidoacetic Acid (NMeFOSAA)	ND		ng/g	0.500	0.202
Perfluoroundecanoic Acid (PFUnA)	ND		ng/g	0.500	0.047
Perfluorodecanesulfonic Acid (PFDS)	ND		ng/g	0.500	0.153
Perfluorooctanesulfonamide (FOSA)	ND		ng/g	0.500	0.098
N-Ethyl Perfluorooctanesulfonamidoacetic Acid (NEtFOSAA)	ND		ng/g	0.500	0.085
Perfluorododecanoic Acid (PFDoA)	ND		ng/g	0.500	0.070
Perfluorotridecanoic Acid (PFTrDA)	ND		ng/g	0.500	0.204
Perfluorotetradecanoic Acid (PFTA)	ND		ng/g	0.500	0.054
PFOA/PFOS, Total	ND		ng/g	0.250	0.042

Project Name: 501241
Project Number: S01241

Lab Number: L2202232
Report Date: 02/25/22

Method Blank Analysis
Batch Quality Control

Analytical Method: 134,LCMSMS-ID
Analytical Date: 01/22/22 10:56
Analyst: SG

Extraction Method: ALPHA 23528
Extraction Date: 01/21/22 07:54

Parameter	Result	Qualifier	Units	RL	MDL
Perfluorinated Alkyl Acids by Isotope Dilution - Mansfield Lab for sample(s): 01,04,07-08,11,14 Batch: WG1596550-1 R					

Surrogate (Extracted Internal Standard)	%Recovery	Qualifier	Acceptance Criteria
Perfluoro[13C4]Butanoic Acid (MPFBA)	88		61-135
Perfluoro[13C5]Pentanoic Acid (M5PFPEA)	91		58-150
Perfluoro[2,3,4-13C3]Butanesulfonic Acid (M3PFBS)	95		74-139
Perfluoro[1,2,3,4,6-13C5]Hexanoic Acid (M5PFHxA)	86		66-128
Perfluoro[1,2,3,4-13C4]Heptanoic Acid (M4PFHpA)	88		71-129
Perfluoro[1,2,3-13C3]Hexanesulfonic Acid (M3PFHxS)	95		78-139
Perfluoro[13C8]Octanoic Acid (M8PFOA)	92		75-130
1H,1H,2H,2H-Perfluoro[1,2-13C2]Octanesulfonic Acid (M2-6:2FTS)	104		20-154
Perfluoro[13C9]Nonanoic Acid (M9PFNA)	83		72-140
Perfluoro[13C8]Octanesulfonic Acid (M8PFOS)	89		79-136
Perfluoro[1,2,3,4,5,6-13C6]Decanoic Acid (M6PFDA)	87		75-130
1H,1H,2H,2H-Perfluoro[1,2-13C2]Decanesulfonic Acid (M2-8:2FTS)	93		19-175
N-Deuteriomethylperfluoro-1-octanesulfonamidoacetic Acid (d3-NMeFOSAA)	73		31-134
Perfluoro[1,2,3,4,5,6,7-13C7]Undecanoic Acid (M7-PFUDA)	95		61-155
Perfluoro[13C8]Octanesulfonamide (M8FOSA)	16		10-117
N-Deuterioethylperfluoro-1-octanesulfonamidoacetic Acid (d5-NEtFOSAA)	69		34-137
Perfluoro[1,2-13C2]Dodecanoic Acid (MPFDOA)	81		54-150
Perfluoro[1,2-13C2]Tetradecanoic Acid (M2PFTEDA)	64		24-159

Project Name: 501241
Project Number: S01241

Lab Number: L2202232
Report Date: 02/25/22

**Method Blank Analysis
Batch Quality Control**

Analytical Method: 134,LCMSMS-ID
Analytical Date: 01/24/22 10:29
Analyst: RS

Extraction Method: ALPHA 23528
Extraction Date: 01/21/22 07:54

Parameter	Result	Qualifier	Units	RL	MDL
Perfluorinated Alkyl Acids by Isotope Dilution - Mansfield Lab for sample(s): 01,04,07-08,11,14 Batch: WG1596550-1					
Perfluorooctanesulfonamide (FOSA)	ND		ng/g	0.500	0.098

Surrogate (Extracted Internal Standard)	%Recovery	Qualifier	Acceptance Criteria
Perfluoro[13C8]Octanesulfonamide (M8FOSA)	116		10-117

Lab Control Sample Analysis

Batch Quality Control

Project Name: 501241

Lab Number: L2202232

Project Number: S01241

Report Date: 02/25/22

Parameter	LCS %Recovery	Qual	LCSD %Recovery	Qual	%Recovery Limits	RPD	Qual	RPD Limits
Perfluorinated Alkyl Acids by Isotope Dilution - Mansfield Lab Associated sample(s): 17 Batch: WG1595027-2								
Perfluorobutanoic Acid (PFBA)	87		-		67-148	-		30
Perfluoropentanoic Acid (PFPeA)	92		-		63-161	-		30
Perfluorobutanesulfonic Acid (PFBS)	88		-		65-157	-		30
Perfluorohexanoic Acid (PFHxA)	92		-		69-168	-		30
Perfluoroheptanoic Acid (PFHpA)	88		-		58-159	-		30
Perfluorohexanesulfonic Acid (PFHxS)	91		-		69-177	-		30
Perfluorooctanoic Acid (PFOA)	90		-		63-159	-		30
1H,1H,2H,2H-Perfluorooctanesulfonic Acid (6:2FTS)	94		-		49-187	-		30
Perfluoroheptanesulfonic Acid (PFHpS)	85		-		61-179	-		30
Perfluorononanoic Acid (PFNA)	85		-		68-171	-		30
Perfluorooctanesulfonic Acid (PFOS)	94		-		52-151	-		30
Perfluorodecanoic Acid (PFDA)	84		-		63-171	-		30
1H,1H,2H,2H-Perfluorodecanesulfonic Acid (8:2FTS)	98		-		56-173	-		30
N-Methyl Perfluorooctanesulfonamidoacetic Acid (NMeFOSAA)	101		-		60-166	-		30
Perfluoroundecanoic Acid (PFUnA)	84		-		60-153	-		30
Perfluorodecanesulfonic Acid (PFDS)	91		-		38-156	-		30
Perfluorooctanesulfonamide (FOSA)	86		-		46-170	-		30
N-Ethyl Perfluorooctanesulfonamidoacetic Acid (NEtFOSAA)	87		-		45-170	-		30
Perfluorododecanoic Acid (PFDoA)	92		-		67-153	-		30
Perfluorotridecanoic Acid (PFTrDA)	92		-		48-158	-		30
Perfluorotetradecanoic Acid (PFTA)	93		-		59-182	-		30

Lab Control Sample Analysis

Batch Quality Control

Project Name: 501241

Project Number: S01241

Lab Number: L2202232

Report Date: 02/25/22

Parameter	LCS %Recovery	Qual	LCSD %Recovery	Qual	%Recovery Limits	RPD	Qual	RPD Limits
Perfluorinated Alkyl Acids by Isotope Dilution - Mansfield Lab Associated sample(s): 17 Batch: WG1595027-2								

Surrogate (Extracted Internal Standard)	LCS %Recovery	Qual	LCSD %Recovery	Qual	Acceptance Criteria
Perfluoro[13C4]Butanoic Acid (MPFBA)	116				58-132
Perfluoro[13C5]Pentanoic Acid (M5PFPEA)	112				62-163
Perfluoro[2,3,4-13C3]Butanesulfonic Acid (M3PFBS)	139	Q			70-131
Perfluoro[1,2,3,4,6-13C5]Hexanoic Acid (M5PFHxA)	124				57-129
Perfluoro[1,2,3,4-13C4]Heptanoic Acid (M4PFHpA)	125				60-129
Perfluoro[1,2,3-13C3]Hexanesulfonic Acid (M3PFHxS)	127				71-134
Perfluoro[13C8]Octanoic Acid (M8PFOA)	116				62-129
1H,1H,2H,2H-Perfluoro[1,2-13C2]Octanesulfonic Acid (M2-6:2FTS)	156	Q			14-147
Perfluoro[13C9]Nonanoic Acid (M9PFNA)	116				59-139
Perfluoro[13C8]Octanesulfonic Acid (M8PFOS)	128				69-131
Perfluoro[1,2,3,4,5,6-13C6]Decanoic Acid (M6PFDA)	117				62-124
1H,1H,2H,2H-Perfluoro[1,2-13C2]Decanesulfonic Acid (M2-8:2FTS)	140				10-162
N-Deuteriomethylperfluoro-1-octanesulfonamidoacetic Acid (d3-NMeFOSAA)	88				24-116
Perfluoro[1,2,3,4,5,6,7-13C7]Undecanoic Acid (M7-PFUDA)	118				55-137
Perfluoro[13C8]Octanesulfonamide (M8FOSA)	84				10-112
N-Deuterioethylperfluoro-1-octanesulfonamidoacetic Acid (d5-NEtFOSAA)	92				27-126
Perfluoro[1,2-13C2]Dodecanoic Acid (MPFDOA)	102				48-131
Perfluoro[1,2-13C2]Tetradecanoic Acid (M2PFTEDA)	85				22-136

Lab Control Sample Analysis

Batch Quality Control

Project Name: 501241

Project Number: S01241

Lab Number: L2202232

Report Date: 02/25/22

Parameter	LCS %Recovery	Qual	LCSD %Recovery	Qual	%Recovery Limits	RPD	Qual	RPD Limits
Perfluorinated Alkyl Acids by Isotope Dilution - Mansfield Lab Associated sample(s): 17 Batch: WG1595027-2								
Perfluorooctanesulfonamide (FOSA)	124		-		46-170	-		30

Surrogate (Extracted Internal Standard)	LCS %Recovery	Qual	LCSD %Recovery	Qual	Acceptance Criteria
Perfluoro[13C8]Octanesulfonamide (M8FOSA)	101				10-112

Lab Control Sample Analysis

Batch Quality Control

Project Name: 501241

Lab Number: L2202232

Project Number: S01241

Report Date: 02/25/22

Parameter	LCS %Recovery	Qual	LCSD %Recovery	Qual	%Recovery Limits	RPD	Qual	RPD Limits
Semivolatile Organics by GC/MS - Westborough Lab Associated sample(s): 01,04,07-08,11,14 Batch: WG1595967-2 WG1595967-3								
Acenaphthene	63		46		31-137	31		50
1,2,4-Trichlorobenzene	61		45		38-107	30		50
Hexachlorobenzene	63		46		40-140	31		50
Bis(2-chloroethyl)ether	59		44		40-140	29		50
2-Chloronaphthalene	66		49		40-140	30		50
1,2-Dichlorobenzene	62		46		40-140	30		50
1,3-Dichlorobenzene	60		45		40-140	29		50
1,4-Dichlorobenzene	62		46		28-104	30		50
3,3'-Dichlorobenzidine	45		31	Q	40-140	37		50
2,4-Dinitrotoluene	67		49		40-132	31		50
2,6-Dinitrotoluene	71		53		40-140	29		50
Fluoranthene	67		48		40-140	33		50
4-Chlorophenyl phenyl ether	66		48		40-140	32		50
4-Bromophenyl phenyl ether	66		49		40-140	30		50
Bis(2-chloroisopropyl)ether	78		56		40-140	33		50
Bis(2-chloroethoxy)methane	58		43		40-117	30		50
Hexachlorobutadiene	68		49		40-140	32		50
Hexachlorocyclopentadiene	61		43		40-140	35		50
Hexachloroethane	62		48		40-140	25		50
Isophorone	57		42		40-140	30		50
Naphthalene	67		50		40-140	29		50
Nitrobenzene	63		47		40-140	29		50
NDPA/DPA	67		48		36-157	33		50

Lab Control Sample Analysis

Batch Quality Control

Project Name: 501241

Lab Number: L2202232

Project Number: S01241

Report Date: 02/25/22

Parameter	LCS %Recovery	Qual	LCSD %Recovery	Qual	%Recovery Limits	RPD	Qual	RPD Limits
Semivolatile Organics by GC/MS - Westborough Lab Associated sample(s): 01,04,07-08,11,14 Batch: WG1595967-2 WG1595967-3								
n-Nitrosodi-n-propylamine	61		44		32-121	32		50
Bis(2-ethylhexyl)phthalate	77		56		40-140	32		50
Butyl benzyl phthalate	72		51		40-140	34		50
Di-n-butylphthalate	68		50		40-140	31		50
Di-n-octylphthalate	77		56		40-140	32		50
Diethyl phthalate	62		47		40-140	28		50
Dimethyl phthalate	63		46		40-140	31		50
Benzo(a)anthracene	72		53		40-140	30		50
Benzo(a)pyrene	70		51		40-140	31		50
Benzo(b)fluoranthene	73		53		40-140	32		50
Benzo(k)fluoranthene	73		54		40-140	30		50
Chrysene	68		50		40-140	31		50
Acenaphthylene	63		47		40-140	29		50
Anthracene	67		49		40-140	31		50
Benzo(ghi)perylene	80		57		40-140	34		50
Fluorene	67		50		40-140	29		50
Phenanthrene	66		48		40-140	32		50
Dibenzo(a,h)anthracene	78		56		40-140	33		50
Indeno(1,2,3-cd)pyrene	77		55		40-140	33		50
Pyrene	66		48		35-142	32		50
Biphenyl	64		48		37-127	29		50
4-Chloroaniline	41		26	Q	40-140	45		50
2-Nitroaniline	73		55		47-134	28		50

Lab Control Sample Analysis

Batch Quality Control

Project Name: 501241

Project Number: S01241

Lab Number: L2202232

Report Date: 02/25/22

Parameter	LCS %Recovery	Qual	LCSD %Recovery	Qual	%Recovery Limits	RPD	Qual	RPD Limits
Semivolatile Organics by GC/MS - Westborough Lab Associated sample(s): 01,04,07-08,11,14 Batch: WG1595967-2 WG1595967-3								
3-Nitroaniline	53		38		26-129	33		50
4-Nitroaniline	67		49		41-125	31		50
Dibenzofuran	65		48		40-140	30		50
2-Methylnaphthalene	65		48		40-140	30		50
1,2,4,5-Tetrachlorobenzene	67		47		40-117	35		50
Acetophenone	57		41		14-144	33		50
2,4,6-Trichlorophenol	69		52		30-130	28		50
p-Chloro-m-cresol	69		52		26-103	28		50
2-Chlorophenol	70		52		25-102	30		50
2,4-Dichlorophenol	69		51		30-130	30		50
2,4-Dimethylphenol	62		46		30-130	30		50
2-Nitrophenol	76		56		30-130	30		50
4-Nitrophenol	70		52		11-114	30		50
2,4-Dinitrophenol	59		49		4-130	19		50
4,6-Dinitro-o-cresol	73		55		10-130	28		50
Pentachlorophenol	55		41		17-109	29		50
Phenol	66		48		26-90	32		50
2-Methylphenol	68		48		30-130	34		50
3-Methylphenol/4-Methylphenol	64		47		30-130	31		50
2,4,5-Trichlorophenol	72		53		30-130	30		50
Benzoic Acid	22		11		10-110	67	Q	50
Benzyl Alcohol	62		45		40-140	32		50
Carbazole	67		48	Q	54-128	33		50

Lab Control Sample Analysis Batch Quality Control

Project Name: 501241
Project Number: S01241

Lab Number: L2202232
Report Date: 02/25/22

Parameter	LCS %Recovery	Qual	LCSD %Recovery	Qual	%Recovery Limits	RPD	Qual	RPD Limits
Semivolatile Organics by GC/MS - Westborough Lab Associated sample(s): 01,04,07-08,11,14 Batch: WG1595967-2 WG1595967-3								
1,4-Dioxane	40		33	Q	40-140	19		50

Surrogate	LCS %Recovery	Qual	LCSD %Recovery	Qual	Acceptance Criteria
2-Fluorophenol	68		49		25-120
Phenol-d6	64		46		10-120
Nitrobenzene-d5	62		45		23-120
2-Fluorobiphenyl	60		45		30-120
2,4,6-Tribromophenol	59		43		10-136
4-Terphenyl-d14	61		43		18-120

Lab Control Sample Analysis

Batch Quality Control

Project Name: 501241

Lab Number: L2202232

Project Number: S01241

Report Date: 02/25/22

Parameter	LCS %Recovery	Qual	LCSD %Recovery	Qual	%Recovery Limits	RPD	Qual	RPD Limits
Perfluorinated Alkyl Acids by Isotope Dilution - Mansfield Lab Associated sample(s): 01,04,07-08,11,14 Batch: WG1596550-2								
Perfluorobutanoic Acid (PFBA)	95		-		71-135	-		30
Perfluoropentanoic Acid (PFPeA)	96		-		69-132	-		30
Perfluorobutanesulfonic Acid (PFBS)	92		-		72-128	-		30
Perfluorohexanoic Acid (PFHxA)	95		-		70-132	-		30
Perfluoroheptanoic Acid (PFHpA)	96		-		71-131	-		30
Perfluorohexanesulfonic Acid (PFHxS)	115		-		67-130	-		30
Perfluorooctanoic Acid (PFOA)	93		-		69-133	-		30
1H,1H,2H,2H-Perfluorooctanesulfonic Acid (6:2FTS)	109		-		64-140	-		30
Perfluoroheptanesulfonic Acid (PFHpS)	96		-		70-132	-		30
Perfluorononanoic Acid (PFNA)	91		-		72-129	-		30
Perfluorooctanesulfonic Acid (PFOS)	110		-		68-136	-		30
Perfluorodecanoic Acid (PFDA)	94		-		69-133	-		30
1H,1H,2H,2H-Perfluorodecanesulfonic Acid (8:2FTS)	124		-		65-137	-		30
N-Methyl Perfluorooctanesulfonamidoacetic Acid (NMeFOSAA)	98		-		63-144	-		30
Perfluoroundecanoic Acid (PFUnA)	92		-		64-136	-		30
Perfluorodecanesulfonic Acid (PFDS)	108		-		59-134	-		30
Perfluorooctanesulfonamide (FOSA)	87		-		67-137	-		30
N-Ethyl Perfluorooctanesulfonamidoacetic Acid (NEtFOSAA)	107		-		61-139	-		30
Perfluorododecanoic Acid (PFDoA)	97		-		69-135	-		30
Perfluorotridecanoic Acid (PFTrDA)	108		-		66-139	-		30
Perfluorotetradecanoic Acid (PFTA)	98		-		69-133	-		30

Lab Control Sample Analysis

Batch Quality Control

Project Name: 501241

Lab Number: L2202232

Project Number: S01241

Report Date: 02/25/22

Parameter	LCS		LCSD		%Recovery		RPD	RPD	
	%Recovery	Qual	%Recovery	Qual	Limits	Qual		Limits	
Perfluorinated Alkyl Acids by Isotope Dilution - Mansfield Lab Associated sample(s): 01,04,07-08,11,14 Batch: WG1596550-2									

Surrogate (Extracted Internal Standard)	LCS		LCSD		Acceptance Criteria
	%Recovery	Qual	%Recovery	Qual	
Perfluoro[13C4]Butanoic Acid (MPFBA)	91				61-135
Perfluoro[13C5]Pentanoic Acid (M5PFPEA)	92				58-150
Perfluoro[2,3,4-13C3]Butanesulfonic Acid (M3PFBS)	89				74-139
Perfluoro[1,2,3,4,6-13C5]Hexanoic Acid (M5PFHxA)	93				66-128
Perfluoro[1,2,3,4-13C4]Heptanoic Acid (M4PFHpA)	93				71-129
Perfluoro[1,2,3-13C3]Hexanesulfonic Acid (M3PFHxS)	91				78-139
Perfluoro[13C8]Octanoic Acid (M8PFOA)	96				75-130
1H,1H,2H,2H-Perfluoro[1,2-13C2]Octanesulfonic Acid (M2-6:2FTS)	104				20-154
Perfluoro[13C9]Nonanoic Acid (M9PFNA)	94				72-140
Perfluoro[13C8]Octanesulfonic Acid (M8PFOS)	85				79-136
Perfluoro[1,2,3,4,5,6-13C6]Decanoic Acid (M6PFDA)	93				75-130
1H,1H,2H,2H-Perfluoro[1,2-13C2]Decanesulfonic Acid (M2-8:2FTS)	88				19-175
N-Deuteriomethylperfluoro-1-octanesulfonamidoacetic Acid (d3-NMeFOSAA)	81				31-134
Perfluoro[1,2,3,4,5,6,7-13C7]Undecanoic Acid (M7-PFUDA)	96				61-155
Perfluoro[13C8]Octanesulfonamide (M8FOSA)	14				10-117
N-Deuterioethylperfluoro-1-octanesulfonamidoacetic Acid (d5-NEtFOSAA)	72				34-137
Perfluoro[1,2-13C2]Dodecanoic Acid (MPFDOA)	84				54-150
Perfluoro[1,2-13C2]Tetradecanoic Acid (M2PFTEDA)	67				24-159

Lab Control Sample Analysis

Batch Quality Control

Project Name: 501241

Project Number: S01241

Lab Number: L2202232

Report Date: 02/25/22

Parameter	LCS %Recovery	Qual	LCSD %Recovery	Qual	%Recovery Limits	RPD	Qual	RPD Limits
Perfluorinated Alkyl Acids by Isotope Dilution - Mansfield Lab Associated sample(s): 01,04,07-08,11,14 Batch: WG1596550-2								
Perfluorooctanesulfonamide (FOSA)	112		-		67-137	-		30

Surrogate (Extracted Internal Standard)	LCS %Recovery	Qual	LCSD %Recovery	Qual	Acceptance Criteria
Perfluoro[13C8]Octanesulfonamide (M8FOSA)	108				10-117

Matrix Spike Analysis

Batch Quality Control

Project Name: 501241

Lab Number: L2202232

Project Number: S01241

Report Date: 02/25/22

Parameter	Native Sample	MS Added	MS Found	MS %Recovery	Qual	MSD Found	MSD %Recovery	Qual	Recovery Limits	RPD	Qual	RPD Limits
Perfluorinated Alkyl Acids by Isotope Dilution - Mansfield Lab Associated sample(s): 17 QC Batch ID: WG1595027-3 WG1595027-4 QC Sample: L2201787-01 Client ID: MS Sample												
Perfluorobutanoic Acid (PFBA)	6.62	37	37.6	84		38.1	84		67-148	1		30
Perfluoropentanoic Acid (PFPeA)	8.83	37	43.3	93		42.4	90		63-161	2		30
Perfluorobutanesulfonic Acid (PFBS)	5.70	32.9	35.5	91		33.5	84		65-157	6		30
1H,1H,2H,2H-Perfluorohexanesulfonic Acid (4:2FTS)	ND	34.6	32.5	94		33.7	96		37-219	4		30
Perfluorohexanoic Acid (PFHxA)	6.63	37	38.1	85		40.8	91		69-168	7		30
Perfluoropentanesulfonic Acid (PFPeS)	ND	34.8	35.3	101		36.6	104		52-156	4		30
Perfluoroheptanoic Acid (PFHpA)	5.84	37	38.7	89		38.2	86		58-159	1		30
Perfluorohexanesulfonic Acid (PFHxS)	4.40	33.8	35.8	93		36.1	93		69-177	1		30
Perfluorooctanoic Acid (PFOA)	54.0	37	81.4	74		84.8	82		63-159	4		30
1H,1H,2H,2H-Perfluorooctanesulfonic Acid (6:2FTS)	2.04	35.2	45.1	122		40.5	108		49-187	11		30
Perfluoroheptanesulfonic Acid (PFHpS)	0.660J	35.2	32.5	90		33.6	92		61-179	3		30
Perfluorononanoic Acid (PFNA)	2.77	37	32.8	81		34.7	85		68-171	6		30
Perfluorooctanesulfonic Acid (PFOS)	56.0	34.3	87.4	91		84.5	82		52-151	3		30
Perfluorodecanoic Acid (PFDA)	0.526J	37	30.9	82		32.3	85		63-171	4		30
1H,1H,2H,2H-Perfluorodecanesulfonic Acid (8:2FTS)	ND	35.5	36.8	104		36.2	101		56-173	2		30
Perfluorononanesulfonic Acid (PFNS)	ND	35.6	33.0	93		31.4	87		48-150	5		30
N-Methyl Perfluorooctanesulfonamidoacetic Acid (NMeFOSAA)	ND	37	33.9	92		39.1	104		60-166	14		30
Perfluoroundecanoic Acid (PFUnA)	ND	37	29.3	79		31.2	83		60-153	6		30
Perfluorodecanesulfonic Acid (PFDS)	ND	35.7	29.8	84		30.5	84		38-156	2		30
Perfluorooctanesulfonamide (FOSA)	ND	37	31.0	84		32.0	85		46-170	3		30
N-Ethyl Perfluorooctanesulfonamidoacetic Acid (NEtFOSAA)	ND	37	29.8	80		31.2	83		45-170	5		30
Perfluorododecanoic Acid (PFDoA)	ND	37	29.4	79		33.7	90		67-153	14		30

Matrix Spike Analysis

Batch Quality Control

Project Name: 501241

Lab Number: L2202232

Project Number: S01241

Report Date: 02/25/22

Parameter	Native Sample	MS Added	MS Found	MS %Recovery	Qual	MSD Found	MSD %Recovery	Qual	Recovery Limits	RPD	Qual	RPD Limits
Perfluorinated Alkyl Acids by Isotope Dilution - Mansfield Lab Associated sample(s): 17 QC Batch ID: WG1595027-3 WG1595027-4 QC Sample: L2201787-01 Client ID: MS Sample												
Perfluorotridecanoic Acid (PFTrDA)	ND	37	30.5	82		32.0	85		48-158	5		30
Perfluorotetradecanoic Acid (PFTA)	0.863J	37	32.2	85		31.5	82		59-182	2		30

Surrogate (Extracted Internal Standard)	MS		MSD		Acceptance Criteria
	% Recovery	Qualifier	% Recovery	Qualifier	
1H,1H,2H,2H-Perfluoro[1,2-13C2]Decanesulfonic Acid (M2-8:2FTS)	239	Q	219	Q	10-162
1H,1H,2H,2H-Perfluoro[1,2-13C2]Hexanesulfonic Acid (M2-4:2FTS)	362	Q	333	Q	12-142
1H,1H,2H,2H-Perfluoro[1,2-13C2]Octanesulfonic Acid (M2-6:2FTS)	353	Q	348	Q	14-147
N-Deuterioethylperfluoro-1-octanesulfonamidoacetic Acid (d5-NEtFOSAA)	93		86		27-126
N-Deuteriomethylperfluoro-1-octanesulfonamidoacetic Acid (d3-NMeFOSAA)	78		77		24-116
Perfluoro[1,2,3,4,5,6,7-13C7]Undecanoic Acid (M7-PFUDA)	88		82		55-137
Perfluoro[1,2,3,4,5,6-13C6]Decanoic Acid (M6PFDA)	95		88		62-124
Perfluoro[1,2,3,4,6-13C5]Hexanoic Acid (M5PFHxA)	80		79		57-129
Perfluoro[1,2,3,4-13C4]Heptanoic Acid (M4PFHpA)	92		91		60-129
Perfluoro[1,2,3-13C3]Hexanesulfonic Acid (M3PFHxS)	113		107		71-134
Perfluoro[1,2-13C2]Dodecanoic Acid (MPFDOA)	75		68		48-131
Perfluoro[1,2-13C2]Tetradecanoic Acid (M2PFTEDA)	67		63		22-136
Perfluoro[13C4]Butanoic Acid (MPFBA)	102		102		58-132
Perfluoro[13C5]Pentanoic Acid (M5PFPEA)	74		74		62-163
Perfluoro[13C8]Octanesulfonamide (M8FOSA)	52		47		10-112
Perfluoro[13C8]Octanesulfonic Acid (M8PFOS)	108		105		69-131
Perfluoro[13C8]Octanoic Acid (M8PFOA)	100		96		62-129
Perfluoro[13C9]Nonanoic Acid (M9PFNA)	108		102		59-139
Perfluoro[2,3,4-13C3]Butanesulfonic Acid (M3PFBS)	120		121		70-131

Matrix Spike Analysis

Batch Quality Control

Project Name: 501241

Project Number: S01241

Lab Number: L2202232

Report Date: 02/25/22

Parameter	Native Sample	MS Added	MS Found	MS %Recovery	Qual	MSD Found	MSD %Recovery	Qual	Recovery Limits	RPD	Qual	RPD Limits
Perfluorinated Alkyl Acids by Isotope Dilution - Mansfield Lab Associated sample(s): 01,04,07-08,11,14 QC Batch ID: WG1596550-3 QC Sample: L2203072-10 Client ID: MS Sample												
Perfluorobutanoic Acid (PFBA)	ND	6.32	6.03	95		-	-		71-135	-		30
Perfluoropentanoic Acid (PFPeA)	ND	6.32	5.96	94		-	-		69-132	-		30
Perfluorobutanesulfonic Acid (PFBS)	ND	5.61	5.28	94		-	-		72-128	-		30
1H,1H,2H,2H-Perfluorohexanesulfonic Acid (4:2FTS)	ND	5.91	7.00	118		-	-		62-145	-		30
Perfluorohexanoic Acid (PFHxA)	ND	6.32	5.97	95		-	-		70-132	-		30
Perfluoropentanesulfonic Acid (PFPeS)	ND	5.94	6.08	102		-	-		73-123	-		30
Perfluoroheptanoic Acid (PFHpA)	ND	6.32	6.24	99		-	-		71-131	-		30
Perfluorohexanesulfonic Acid (PFHxS)	ND	5.78	6.50	113		-	-		67-130	-		30
Perfluorooctanoic Acid (PFOA)	ND	6.32	5.75	91		-	-		69-133	-		30
1H,1H,2H,2H-Perfluorooctanesulfonic Acid (6:2FTS)	ND	6.02	6.38	106		-	-		64-140	-		30
Perfluoroheptanesulfonic Acid (PFHpS)	ND	6.02	5.73	95		-	-		70-132	-		30
Perfluorononanoic Acid (PFNA)	ND	6.32	6.37	101		-	-		72-129	-		30
Perfluorooctanesulfonic Acid (PFOS)	ND	5.86	6.37	109		-	-		68-136	-		30
Perfluorodecanoic Acid (PFDA)	ND	6.32	5.77	91		-	-		69-133	-		30
1H,1H,2H,2H-Perfluorodecanesulfonic Acid (8:2FTS)	ND	6.06	6.85	113		-	-		65-137	-		30
Perfluorononanesulfonic Acid (PFNS)	ND	6.08	5.47	90		-	-		69-125	-		30
N-Methyl Perfluorooctanesulfonamidoacetic Acid (NMeFOSAA)	ND	6.32	6.80	108		-	-		63-144	-		30
Perfluoroundecanoic Acid (PFUnA)	ND	6.32	6.13	97		-	-		64-136	-		30
Perfluorodecanesulfonic Acid (PFDS)	ND	6.09	5.42	89		-	-		59-134	-		30
Perfluorooctanesulfonamide (FOSA)	ND	6.32	5.37F	85		-	-		67-137	-		30
N-Ethyl Perfluorooctanesulfonamidoacetic Acid (NEtFOSAA)	ND	6.32	6.37	101		-	-		61-139	-		30
Perfluorododecanoic Acid (PFDoA)	ND	6.32	6.10	97		-	-		69-135	-		30

Matrix Spike Analysis

Batch Quality Control

Project Name: 501241

Lab Number: L2202232

Project Number: S01241

Report Date: 02/25/22

Parameter	Native Sample	MS Added	MS Found	MS %Recovery	Qual	MSD Found	MSD %Recovery	Qual	Recovery Limits	RPD	Qual	RPD Limits
Perfluorinated Alkyl Acids by Isotope Dilution - Mansfield Lab Associated sample(s): 01,04,07-08,11,14 QC Batch ID: WG1596550-3 QC Sample: L2203072-10 Client ID: MS Sample												
Perfluorotridecanoic Acid (PFTTrDA)	ND	6.32	7.09	112		-	-		66-139	-		30
Perfluorotetradecanoic Acid (PFTTA)	ND	6.32	6.05	96		-	-		69-133	-		30

Surrogate (Extracted Internal Standard)	MS % Recovery	MS Qualifier	MSD % Recovery	MSD Qualifier	Acceptance Criteria
1H,1H,2H,2H-Perfluoro[1,2-13C2]Decanesulfonic Acid (M2-8:2FTS)	59				19-175
1H,1H,2H,2H-Perfluoro[1,2-13C2]Hexanesulfonic Acid (M2-4:2FTS)	53				14-167
1H,1H,2H,2H-Perfluoro[1,2-13C2]Octanesulfonic Acid (M2-6:2FTS)	66				20-154
N-Deuterioethylperfluoro-1-octanesulfonamidoacetic Acid (d5-NEtFOSAA)	17	Q			34-137
N-Deuteriomethylperfluoro-1-octanesulfonamidoacetic Acid (d3-NMeFOSAA)	16	Q			31-134
Perfluoro[1,2,3,4,5,6,7-13C7]Undecanoic Acid (M7-PFUADA)	57	Q			61-155
Perfluoro[1,2,3,4,5,6-13C6]Decanoic Acid (M6PFDA)	60	Q			75-130
Perfluoro[1,2,3,4,6-13C5]Hexanoic Acid (M5PFHxA)	61	Q			66-128
Perfluoro[1,2,3,4-13C4]Heptanoic Acid (M4PFHpA)	61	Q			71-129
Perfluoro[1,2,3-13C3]Hexanesulfonic Acid (M3PFHxS)	68	Q			78-139
Perfluoro[1,2-13C2]Dodecanoic Acid (MPFDOA)	48	Q			54-150
Perfluoro[1,2-13C2]Tetradecanoic Acid (M2PFTEDA)	25				24-159
Perfluoro[13C4]Butanoic Acid (MPFBA)	62				61-135
Perfluoro[13C5]Pentanoic Acid (M5PFPEA)	65				58-150
Perfluoro[13C8]Octanesulfonamide (M8FOSA)	14				10-117
Perfluoro[13C8]Octanesulfonic Acid (M8PFOS)	63	Q			79-136
Perfluoro[13C8]Octanoic Acid (M8PFOA)	64	Q			75-130
Perfluoro[13C9]Nonanoic Acid (M9PFNA)	59	Q			72-140
Perfluoro[2,3,4-13C3]Butanesulfonic Acid (M3PFBS)	67	Q			74-139

Lab Duplicate Analysis

Batch Quality Control

Project Name: 501241

Project Number: S01241

Lab Number: L2202232

Report Date: 02/25/22

Parameter	Native Sample	Duplicate Sample	Units	RPD	Qual	RPD Limits
Perfluorinated Alkyl Acids by Isotope Dilution - Mansfield Lab Associated sample(s): 01,04,07-08,11,14 QC Batch ID: WG1596550-4 QC Sample: L2203072-12 Client ID: DUP Sample						
Perfluorobutanoic Acid (PFBA)	ND	ND	ng/g	NC		30
Perfluoropentanoic Acid (PFPeA)	ND	ND	ng/g	NC		30
Perfluorobutanesulfonic Acid (PFBS)	ND	ND	ng/g	NC		30
1H,1H,2H,2H-Perfluorohexanesulfonic Acid (4:2FTS)	ND	ND	ng/g	NC		30
Perfluorohexanoic Acid (PFHxA)	ND	ND	ng/g	NC		30
Perfluoropentanesulfonic Acid (PFPeS)	ND	ND	ng/g	NC		30
Perfluoroheptanoic Acid (PFHpA)	ND	ND	ng/g	NC		30
Perfluorohexanesulfonic Acid (PFHxS)	ND	ND	ng/g	NC		30
Perfluorooctanoic Acid (PFOA)	ND	ND	ng/g	NC		30
1H,1H,2H,2H-Perfluorooctanesulfonic Acid (6:2FTS)	ND	ND	ng/g	NC		30
Perfluoroheptanesulfonic Acid (PFHpS)	ND	ND	ng/g	NC		30
Perfluorononanoic Acid (PFNA)	ND	ND	ng/g	NC		30
Perfluorooctanesulfonic Acid (PFOS)	ND	ND	ng/g	NC		30
Perfluorodecanoic Acid (PFDA)	ND	ND	ng/g	NC		30
1H,1H,2H,2H-Perfluorodecanesulfonic Acid (8:2FTS)	ND	ND	ng/g	NC		30
Perfluorononanesulfonic Acid (PFNS)	ND	ND	ng/g	NC		30
N-Methyl Perfluorooctanesulfonamidoacetic Acid (NMeFOSAA)	ND	ND	ng/g	NC		30
Perfluoroundecanoic Acid (PFUnA)	ND	ND	ng/g	NC		30
Perfluorodecanesulfonic Acid (PFDS)	ND	ND	ng/g	NC		30
N-Ethyl Perfluorooctanesulfonamidoacetic Acid (NEtFOSAA)	ND	ND	ng/g	NC		30

Lab Duplicate Analysis

Batch Quality Control

Project Name: 501241
Project Number: S01241

Lab Number: L2202232
Report Date: 02/25/22

Parameter	Native Sample	Duplicate Sample	Units	RPD	Qual	RPD Limits
Perfluorinated Alkyl Acids by Isotope Dilution - Mansfield Lab Associated sample(s): 01,04,07-08,11,14 QC Batch ID: WG1596550-4 QC Sample: L2203072-12 Client ID: DUP Sample						
Perfluorododecanoic Acid (PFDoA)	ND	ND	ng/g	NC		30
Perfluorotridecanoic Acid (PFTrDA)	ND	ND	ng/g	NC		30
Perfluorotetradecanoic Acid (PFTA)	ND	ND	ng/g	NC		30

Surrogate (Extracted Internal Standard)	%Recovery	Qualifier	%Recovery	Qualifier	Acceptance Criteria
Perfluoro[13C4]Butanoic Acid (MPFBA)	69		60	Q	61-135
Perfluoro[13C5]Pentanoic Acid (M5PFPEA)	72		64		58-150
Perfluoro[2,3,4-13C3]Butanesulfonic Acid (M3PFBS)	73	Q	75		74-139
1H,1H,2H,2H-Perfluoro[1,2-13C2]Hexanesulfonic Acid (M2-4:2FTS)	58		60		14-167
Perfluoro[1,2,3,4,6-13C5]Hexanoic Acid (M5PFHxA)	66		63	Q	66-128
Perfluoro[1,2,3,4-13C4]Heptanoic Acid (M4PFHpA)	69	Q	66	Q	71-129
Perfluoro[1,2,3-13C3]Hexanesulfonic Acid (M3PFHxS)	72	Q	77	Q	78-139
Perfluoro[13C8]Octanoic Acid (M8PFOA)	68	Q	67	Q	75-130
1H,1H,2H,2H-Perfluoro[1,2-13C2]Octanesulfonic Acid (M2-6:2FTS)	69		72		20-154
Perfluoro[13C9]Nonanoic Acid (M9PFNA)	64	Q	65	Q	72-140
Perfluoro[13C8]Octanesulfonic Acid (M8PFOS)	64	Q	69	Q	79-136
Perfluoro[1,2,3,4,5,6-13C6]Decanoic Acid (M6PFDA)	65	Q	64	Q	75-130
1H,1H,2H,2H-Perfluoro[1,2-13C2]Decanesulfonic Acid (M2-8:2FTS)	56		59		19-175
N-Deuteriomethylperfluoro-1-octanesulfonamidoacetic Acid (d3-NMeFOSAA)	23	Q	31		31-134
Perfluoro[1,2,3,4,5,6,7-13C7]Undecanoic Acid (M7-PFUDA)	61		60	Q	61-155
N-Deuterioethylperfluoro-1-octanesulfonamidoacetic Acid (d5-NEtFOSAA)	16	Q	21	Q	34-137
Perfluoro[1,2-13C2]Dodecanoic Acid (MPFDOA)	46	Q	49	Q	54-150
Perfluoro[1,2-13C2]Tetradecanoic Acid (M2PFTEDA)	11	Q	15	Q	24-159

PCBS

Project Name: 501241

Lab Number: L2202232

Project Number: S01241

Report Date: 02/25/22

SAMPLE RESULTS

Lab ID: L2202232-01
 Client ID: SB-01-12.0-12.5
 Sample Location: 43-45 LAFAYETTE AVE., SUFFERN, NY

Date Collected: 01/13/22 09:15
 Date Received: 01/14/22
 Field Prep: Not Specified

Sample Depth:

Matrix: Soil
 Analytical Method: 1,8082A
 Analytical Date: 01/20/22 09:27
 Analyst: AD
 Percent Solids: 80%

Extraction Method: EPA 3546
 Extraction Date: 01/19/22 11:47
 Cleanup Method: EPA 3665A
 Cleanup Date: 01/20/22
 Cleanup Method: EPA 3660B
 Cleanup Date: 01/20/22

Parameter	Result	Qualifier	Units	RL	MDL	Dilution Factor	Column
Polychlorinated Biphenyls by GC - Westborough Lab							
Aroclor 1016	ND		ug/kg	39.7	3.52	1	A
Aroclor 1221	ND		ug/kg	39.7	3.98	1	A
Aroclor 1232	ND		ug/kg	39.7	8.42	1	A
Aroclor 1242	ND		ug/kg	39.7	5.35	1	A
Aroclor 1248	ND		ug/kg	39.7	5.96	1	A
Aroclor 1254	ND		ug/kg	39.7	4.34	1	A
Aroclor 1260	ND		ug/kg	39.7	7.34	1	A
Aroclor 1262	ND		ug/kg	39.7	5.04	1	A
Aroclor 1268	ND		ug/kg	39.7	4.11	1	A
PCBs, Total	ND		ug/kg	39.7	3.52	1	A

Surrogate	% Recovery	Qualifier	Acceptance Criteria	Column
2,4,5,6-Tetrachloro-m-xylene	41		30-150	A
Decachlorobiphenyl	36		30-150	A
2,4,5,6-Tetrachloro-m-xylene	42		30-150	B
Decachlorobiphenyl	37		30-150	B

Project Name: 501241

Lab Number: L2202232

Project Number: S01241

Report Date: 02/25/22

SAMPLE RESULTS

Lab ID: L2202232-04
 Client ID: SB-04-9.5-10.0
 Sample Location: 43-45 LAFAYETTE AVE., SUFFERN, NY

Date Collected: 01/13/22 10:05
 Date Received: 01/14/22
 Field Prep: Not Specified

Sample Depth:

Matrix: Soil
 Analytical Method: 1,8082A
 Analytical Date: 01/20/22 09:35
 Analyst: AD
 Percent Solids: 87%

Extraction Method: EPA 3546
 Extraction Date: 01/19/22 11:47
 Cleanup Method: EPA 3665A
 Cleanup Date: 01/20/22
 Cleanup Method: EPA 3660B
 Cleanup Date: 01/20/22

Parameter	Result	Qualifier	Units	RL	MDL	Dilution Factor	Column
Polychlorinated Biphenyls by GC - Westborough Lab							
Aroclor 1016	ND		ug/kg	37.4	3.32	1	A
Aroclor 1221	ND		ug/kg	37.4	3.75	1	A
Aroclor 1232	ND		ug/kg	37.4	7.94	1	A
Aroclor 1242	ND		ug/kg	37.4	5.05	1	A
Aroclor 1248	ND		ug/kg	37.4	5.62	1	A
Aroclor 1254	ND		ug/kg	37.4	4.10	1	A
Aroclor 1260	ND		ug/kg	37.4	6.92	1	A
Aroclor 1262	ND		ug/kg	37.4	4.75	1	A
Aroclor 1268	ND		ug/kg	37.4	3.88	1	A
PCBs, Total	ND		ug/kg	37.4	3.32	1	A

Surrogate	% Recovery	Qualifier	Acceptance Criteria	Column
2,4,5,6-Tetrachloro-m-xylene	42		30-150	A
Decachlorobiphenyl	52		30-150	A
2,4,5,6-Tetrachloro-m-xylene	43		30-150	B
Decachlorobiphenyl	53		30-150	B

Project Name: 501241

Lab Number: L2202232

Project Number: S01241

Report Date: 02/25/22

SAMPLE RESULTS

Lab ID: L2202232-07
 Client ID: SB-05-9.0-9.5
 Sample Location: 43-45 LAFAYETTE AVE., SUFFERN, NY

Date Collected: 01/13/22 10:55
 Date Received: 01/14/22
 Field Prep: Not Specified

Sample Depth:

Matrix: Soil
 Analytical Method: 1,8082A
 Analytical Date: 01/20/22 09:43
 Analyst: AD
 Percent Solids: 83%

Extraction Method: EPA 3546
 Extraction Date: 01/19/22 11:47
 Cleanup Method: EPA 3665A
 Cleanup Date: 01/20/22
 Cleanup Method: EPA 3660B
 Cleanup Date: 01/20/22

Parameter	Result	Qualifier	Units	RL	MDL	Dilution Factor	Column
Polychlorinated Biphenyls by GC - Westborough Lab							
Aroclor 1016	ND		ug/kg	39.8	3.53	1	A
Aroclor 1221	ND		ug/kg	39.8	3.99	1	A
Aroclor 1232	ND		ug/kg	39.8	8.43	1	A
Aroclor 1242	ND		ug/kg	39.8	5.36	1	A
Aroclor 1248	ND		ug/kg	39.8	5.97	1	A
Aroclor 1254	ND		ug/kg	39.8	4.35	1	A
Aroclor 1260	18.6	J	ug/kg	39.8	7.35	1	A
Aroclor 1262	ND		ug/kg	39.8	5.05	1	A
Aroclor 1268	ND		ug/kg	39.8	4.12	1	A
PCBs, Total	18.6	J	ug/kg	39.8	3.53	1	A

Surrogate	% Recovery	Qualifier	Acceptance Criteria	Column
2,4,5,6-Tetrachloro-m-xylene	46		30-150	A
Decachlorobiphenyl	55		30-150	A
2,4,5,6-Tetrachloro-m-xylene	47		30-150	B
Decachlorobiphenyl	58		30-150	B

Project Name: 501241

Lab Number: L2202232

Project Number: S01241

Report Date: 02/25/22

SAMPLE RESULTS

Lab ID: L2202232-08
 Client ID: DUP-011322
 Sample Location: 43-45 LAFAYETTE AVE., SUFFERN, NY

Date Collected: 01/13/22 11:00
 Date Received: 01/14/22
 Field Prep: Not Specified

Sample Depth:

Matrix: Soil
 Analytical Method: 1,8082A
 Analytical Date: 01/20/22 09:51
 Analyst: AD
 Percent Solids: 81%

Extraction Method: EPA 3546
 Extraction Date: 01/19/22 11:47
 Cleanup Method: EPA 3665A
 Cleanup Date: 01/20/22
 Cleanup Method: EPA 3660B
 Cleanup Date: 01/20/22

Parameter	Result	Qualifier	Units	RL	MDL	Dilution Factor	Column
Polychlorinated Biphenyls by GC - Westborough Lab							
Aroclor 1016	ND		ug/kg	40.0	3.56	1	A
Aroclor 1221	ND		ug/kg	40.0	4.01	1	A
Aroclor 1232	ND		ug/kg	40.0	8.49	1	A
Aroclor 1242	ND		ug/kg	40.0	5.40	1	A
Aroclor 1248	ND		ug/kg	40.0	6.01	1	A
Aroclor 1254	ND		ug/kg	40.0	4.38	1	A
Aroclor 1260	ND		ug/kg	40.0	7.40	1	A
Aroclor 1262	ND		ug/kg	40.0	5.09	1	A
Aroclor 1268	ND		ug/kg	40.0	4.15	1	A
PCBs, Total	ND		ug/kg	40.0	3.56	1	A

Surrogate	% Recovery	Qualifier	Acceptance Criteria	Column
2,4,5,6-Tetrachloro-m-xylene	37		30-150	A
Decachlorobiphenyl	43		30-150	A
2,4,5,6-Tetrachloro-m-xylene	38		30-150	B
Decachlorobiphenyl	43		30-150	B

Project Name: 501241

Lab Number: L2202232

Project Number: S01241

Report Date: 02/25/22

SAMPLE RESULTS

Lab ID: L2202232-11
 Client ID: SB-06-9.0-9.5
 Sample Location: 43-45 LAFAYETTE AVE., SUFFERN, NY

Date Collected: 01/13/22 11:50
 Date Received: 01/14/22
 Field Prep: Not Specified

Sample Depth:

Matrix: Soil
 Analytical Method: 1,8082A
 Analytical Date: 01/20/22 09:58
 Analyst: AD
 Percent Solids: 82%

Extraction Method: EPA 3546
 Extraction Date: 01/19/22 11:47
 Cleanup Method: EPA 3665A
 Cleanup Date: 01/20/22
 Cleanup Method: EPA 3660B
 Cleanup Date: 01/20/22

Parameter	Result	Qualifier	Units	RL	MDL	Dilution Factor	Column
Polychlorinated Biphenyls by GC - Westborough Lab							
Aroclor 1016	ND		ug/kg	39.7	3.52	1	A
Aroclor 1221	ND		ug/kg	39.7	3.98	1	A
Aroclor 1232	ND		ug/kg	39.7	8.42	1	A
Aroclor 1242	ND		ug/kg	39.7	5.35	1	A
Aroclor 1248	ND		ug/kg	39.7	5.95	1	A
Aroclor 1254	ND		ug/kg	39.7	4.34	1	A
Aroclor 1260	ND		ug/kg	39.7	7.34	1	A
Aroclor 1262	ND		ug/kg	39.7	5.04	1	A
Aroclor 1268	ND		ug/kg	39.7	4.11	1	A
PCBs, Total	ND		ug/kg	39.7	3.52	1	A

Surrogate	% Recovery	Qualifier	Acceptance Criteria	Column
2,4,5,6-Tetrachloro-m-xylene	42		30-150	A
Decachlorobiphenyl	58		30-150	A
2,4,5,6-Tetrachloro-m-xylene	42		30-150	B
Decachlorobiphenyl	59		30-150	B

Project Name: 501241

Lab Number: L2202232

Project Number: S01241

Report Date: 02/25/22

SAMPLE RESULTS

Lab ID: L2202232-14
 Client ID: SB-07-9.0-9.5
 Sample Location: 43-45 LAFAYETTE AVE., SUFFERN, NY

Date Collected: 01/13/22 12:35
 Date Received: 01/14/22
 Field Prep: Not Specified

Sample Depth:

Matrix: Soil
 Analytical Method: 1,8082A
 Analytical Date: 01/20/22 10:06
 Analyst: AD
 Percent Solids: 85%

Extraction Method: EPA 3546
 Extraction Date: 01/19/22 11:47
 Cleanup Method: EPA 3665A
 Cleanup Date: 01/20/22
 Cleanup Method: EPA 3660B
 Cleanup Date: 01/20/22

Parameter	Result	Qualifier	Units	RL	MDL	Dilution Factor	Column
Polychlorinated Biphenyls by GC - Westborough Lab							
Aroclor 1016	ND		ug/kg	39.3	3.49	1	A
Aroclor 1221	ND		ug/kg	39.3	3.94	1	A
Aroclor 1232	ND		ug/kg	39.3	8.34	1	A
Aroclor 1242	ND		ug/kg	39.3	5.30	1	A
Aroclor 1248	ND		ug/kg	39.3	5.90	1	A
Aroclor 1254	ND		ug/kg	39.3	4.30	1	A
Aroclor 1260	ND		ug/kg	39.3	7.27	1	A
Aroclor 1262	ND		ug/kg	39.3	5.00	1	A
Aroclor 1268	ND		ug/kg	39.3	4.08	1	A
PCBs, Total	ND		ug/kg	39.3	3.49	1	A

Surrogate	% Recovery	Qualifier	Acceptance Criteria	Column
2,4,5,6-Tetrachloro-m-xylene	40		30-150	A
Decachlorobiphenyl	45		30-150	A
2,4,5,6-Tetrachloro-m-xylene	40		30-150	B
Decachlorobiphenyl	44		30-150	B

Project Name: 501241
Project Number: S01241

Lab Number: L2202232
Report Date: 02/25/22

Method Blank Analysis
Batch Quality Control

Analytical Method: 1,8082A
Analytical Date: 01/20/22 09:03
Analyst: AD

Extraction Method: EPA 3546
Extraction Date: 01/19/22 11:47
Cleanup Method: EPA 3665A
Cleanup Date: 01/20/22
Cleanup Method: EPA 3660B
Cleanup Date: 01/20/22

Parameter	Result	Qualifier	Units	RL	MDL	Column
Polychlorinated Biphenyls by GC - Westborough Lab for sample(s): 01,04,07-08,11,14 Batch: WG1595768-1						
Aroclor 1016	ND		ug/kg	31.8	2.82	A
Aroclor 1221	ND		ug/kg	31.8	3.18	A
Aroclor 1232	ND		ug/kg	31.8	6.73	A
Aroclor 1242	ND		ug/kg	31.8	4.28	A
Aroclor 1248	ND		ug/kg	31.8	4.76	A
Aroclor 1254	ND		ug/kg	31.8	3.48	A
Aroclor 1260	ND		ug/kg	31.8	5.87	A
Aroclor 1262	ND		ug/kg	31.8	4.03	A
Aroclor 1268	ND		ug/kg	31.8	3.29	A
PCBs, Total	ND		ug/kg	31.8	2.82	A

Surrogate	%Recovery	Qualifier	Acceptance Criteria	Column
2,4,5,6-Tetrachloro-m-xylene	54		30-150	A
Decachlorobiphenyl	71		30-150	A
2,4,5,6-Tetrachloro-m-xylene	58		30-150	B
Decachlorobiphenyl	74		30-150	B

Lab Control Sample Analysis

Batch Quality Control

Project Name: 501241

Project Number: S01241

Lab Number: L2202232

Report Date: 02/25/22

Parameter	LCS %Recovery	Qual	LCSD %Recovery	Qual	%Recovery Limits	RPD	Qual	RPD Limits	Column
Polychlorinated Biphenyls by GC - Westborough Lab Associated sample(s): 01,04,07-08,11,14 Batch: WG1595768-2 WG1595768-3									
Aroclor 1016	59		59		40-140	0		50	A
Aroclor 1260	63		64		40-140	2		50	A

Surrogate	LCS %Recovery	Qual	LCSD %Recovery	Qual	Acceptance Criteria	Column
2,4,5,6-Tetrachloro-m-xylene	49		52		30-150	A
Decachlorobiphenyl	63		65		30-150	A
2,4,5,6-Tetrachloro-m-xylene	51		53		30-150	B
Decachlorobiphenyl	65		67		30-150	B

PESTICIDES

Project Name: 501241

Lab Number: L2202232

Project Number: S01241

Report Date: 02/25/22

SAMPLE RESULTS

Lab ID: L2202232-01
 Client ID: SB-01-12.0-12.5
 Sample Location: 43-45 LAFAYETTE AVE., SUFFERN, NY

Date Collected: 01/13/22 09:15
 Date Received: 01/14/22
 Field Prep: Not Specified

Sample Depth:

Matrix: Soil
 Analytical Method: 1,8081B
 Analytical Date: 01/20/22 16:16
 Analyst: JAW
 Percent Solids: 80%

Extraction Method: EPA 3546
 Extraction Date: 01/19/22 10:36
 Cleanup Method: EPA 3620B
 Cleanup Date: 01/20/22

Parameter	Result	Qualifier	Units	RL	MDL	Dilution Factor	Column
Organochlorine Pesticides by GC - Westborough Lab							
Delta-BHC	ND		ug/kg	1.91	0.374	1	A
Lindane	ND		ug/kg	0.796	0.356	1	A
Alpha-BHC	ND		ug/kg	0.796	0.226	1	A
Beta-BHC	ND		ug/kg	1.91	0.724	1	A
Heptachlor	ND		ug/kg	0.955	0.428	1	A
Aldrin	ND		ug/kg	1.91	0.672	1	A
Heptachlor epoxide	ND		ug/kg	3.58	1.07	1	A
Endrin	ND		ug/kg	0.796	0.326	1	A
Endrin aldehyde	ND		ug/kg	2.39	0.835	1	A
Endrin ketone	ND		ug/kg	1.91	0.492	1	A
Dieldrin	ND		ug/kg	1.19	0.597	1	A
4,4'-DDE	ND		ug/kg	1.91	0.442	1	A
4,4'-DDD	ND		ug/kg	1.91	0.681	1	A
4,4'-DDT	ND		ug/kg	3.58	1.54	1	A
Endosulfan I	ND		ug/kg	1.91	0.451	1	A
Endosulfan II	ND		ug/kg	1.91	0.638	1	A
Endosulfan sulfate	ND		ug/kg	0.796	0.379	1	A
Methoxychlor	ND		ug/kg	3.58	1.11	1	A
Toxaphene	ND		ug/kg	35.8	10.0	1	A
cis-Chlordane	ND		ug/kg	2.39	0.665	1	A
trans-Chlordane	ND		ug/kg	2.39	0.630	1	A
Chlordane	ND		ug/kg	15.9	6.32	1	A

Project Name: 501241

Lab Number: L2202232

Project Number: S01241

Report Date: 02/25/22

SAMPLE RESULTS

Lab ID: L2202232-01

Date Collected: 01/13/22 09:15

Client ID: SB-01-12.0-12.5

Date Received: 01/14/22

Sample Location: 43-45 LAFAYETTE AVE., SUFFERN, NY

Field Prep: Not Specified

Sample Depth:

Parameter	Result	Qualifier	Units	RL	MDL	Dilution Factor	Column
Organochlorine Pesticides by GC - Westborough Lab							

Surrogate	% Recovery	Qualifier	Acceptance Criteria	Column
2,4,5,6-Tetrachloro-m-xylene	63		30-150	A
Decachlorobiphenyl	82		30-150	A
2,4,5,6-Tetrachloro-m-xylene	66		30-150	B
Decachlorobiphenyl	81		30-150	B

Project Name: 501241

Lab Number: L2202232

Project Number: S01241

Report Date: 02/25/22

SAMPLE RESULTS

Lab ID: L2202232-04
 Client ID: SB-04-9.5-10.0
 Sample Location: 43-45 LAFAYETTE AVE., SUFFERN, NY

Date Collected: 01/13/22 10:05
 Date Received: 01/14/22
 Field Prep: Not Specified

Sample Depth:

Matrix: Soil
 Analytical Method: 1,8081B
 Analytical Date: 01/20/22 16:05
 Analyst: JAW
 Percent Solids: 87%

Extraction Method: EPA 3546
 Extraction Date: 01/19/22 10:36
 Cleanup Method: EPA 3620B
 Cleanup Date: 01/20/22

Parameter	Result	Qualifier	Units	RL	MDL	Dilution Factor	Column
Organochlorine Pesticides by GC - Westborough Lab							
Delta-BHC	ND		ug/kg	1.77	0.347	1	A
Lindane	ND		ug/kg	0.739	0.330	1	A
Alpha-BHC	ND		ug/kg	0.739	0.210	1	A
Beta-BHC	ND		ug/kg	1.77	0.672	1	A
Heptachlor	ND		ug/kg	0.887	0.398	1	A
Aldrin	ND		ug/kg	1.77	0.624	1	A
Heptachlor epoxide	ND		ug/kg	3.32	0.998	1	A
Endrin	ND		ug/kg	0.739	0.303	1	A
Endrin aldehyde	ND		ug/kg	2.22	0.776	1	A
Endrin ketone	ND		ug/kg	1.77	0.457	1	A
Dieldrin	ND		ug/kg	1.11	0.554	1	A
4,4'-DDE	ND		ug/kg	1.77	0.410	1	A
4,4'-DDD	ND		ug/kg	1.77	0.632	1	A
4,4'-DDT	ND		ug/kg	3.32	1.43	1	A
Endosulfan I	ND		ug/kg	1.77	0.419	1	A
Endosulfan II	ND		ug/kg	1.77	0.593	1	A
Endosulfan sulfate	ND		ug/kg	0.739	0.352	1	A
Methoxychlor	ND		ug/kg	3.32	1.03	1	A
Toxaphene	ND		ug/kg	33.2	9.31	1	A
cis-Chlordane	ND		ug/kg	2.22	0.618	1	A
trans-Chlordane	ND		ug/kg	2.22	0.585	1	A
Chlordane	ND		ug/kg	14.8	5.88	1	A

Project Name: 501241

Lab Number: L2202232

Project Number: S01241

Report Date: 02/25/22

SAMPLE RESULTS

Lab ID: L2202232-04

Date Collected: 01/13/22 10:05

Client ID: SB-04-9.5-10.0

Date Received: 01/14/22

Sample Location: 43-45 LAFAYETTE AVE., SUFFERN, NY

Field Prep: Not Specified

Sample Depth:

Parameter	Result	Qualifier	Units	RL	MDL	Dilution Factor	Column
Organochlorine Pesticides by GC - Westborough Lab							

Surrogate	% Recovery	Qualifier	Acceptance Criteria	Column
2,4,5,6-Tetrachloro-m-xylene	54		30-150	A
Decachlorobiphenyl	64		30-150	A
2,4,5,6-Tetrachloro-m-xylene	58		30-150	B
Decachlorobiphenyl	82		30-150	B

Project Name: 501241

Lab Number: L2202232

Project Number: S01241

Report Date: 02/25/22

SAMPLE RESULTS

Lab ID: L2202232-07
 Client ID: SB-05-9.0-9.5
 Sample Location: 43-45 LAFAYETTE AVE., SUFFERN, NY

Date Collected: 01/13/22 10:55
 Date Received: 01/14/22
 Field Prep: Not Specified

Sample Depth:

Matrix: Soil
 Analytical Method: 1,8081B
 Analytical Date: 01/20/22 13:54
 Analyst: EJL
 Percent Solids: 83%

Extraction Method: EPA 3546
 Extraction Date: 01/19/22 10:36
 Cleanup Method: EPA 3620B
 Cleanup Date: 01/20/22

Parameter	Result	Qualifier	Units	RL	MDL	Dilution Factor	Column
Organochlorine Pesticides by GC - Westborough Lab							
Delta-BHC	ND		ug/kg	1.85	0.363	1	A
Lindane	ND		ug/kg	0.772	0.345	1	A
Alpha-BHC	ND		ug/kg	0.772	0.219	1	A
Beta-BHC	ND		ug/kg	1.85	0.703	1	A
Heptachlor	ND		ug/kg	0.927	0.416	1	A
Aldrin	ND		ug/kg	1.85	0.653	1	A
Heptachlor epoxide	ND		ug/kg	3.48	1.04	1	A
Endrin	ND		ug/kg	0.772	0.317	1	A
Endrin aldehyde	ND		ug/kg	2.32	0.811	1	A
Endrin ketone	ND		ug/kg	1.85	0.477	1	A
Dieldrin	ND		ug/kg	1.16	0.579	1	A
4,4'-DDE	ND		ug/kg	1.85	0.429	1	A
4,4'-DDD	ND		ug/kg	1.85	0.661	1	A
4,4'-DDT	ND		ug/kg	3.48	1.49	1	A
Endosulfan I	ND		ug/kg	1.85	0.438	1	A
Endosulfan II	ND		ug/kg	1.85	0.620	1	A
Endosulfan sulfate	ND		ug/kg	0.772	0.368	1	A
Methoxychlor	ND		ug/kg	3.48	1.08	1	A
Toxaphene	ND		ug/kg	34.8	9.73	1	A
cis-Chlordane	ND		ug/kg	2.32	0.646	1	A
trans-Chlordane	ND		ug/kg	2.32	0.612	1	A
Chlordane	ND		ug/kg	15.4	6.14	1	A

Project Name: 501241

Lab Number: L2202232

Project Number: S01241

Report Date: 02/25/22

SAMPLE RESULTS

Lab ID: L2202232-07

Date Collected: 01/13/22 10:55

Client ID: SB-05-9.0-9.5

Date Received: 01/14/22

Sample Location: 43-45 LAFAYETTE AVE., SUFFERN, NY

Field Prep: Not Specified

Sample Depth:

Parameter	Result	Qualifier	Units	RL	MDL	Dilution Factor	Column
Organochlorine Pesticides by GC - Westborough Lab							

Surrogate	% Recovery	Qualifier	Acceptance Criteria	Column
2,4,5,6-Tetrachloro-m-xylene	60		30-150	A
Decachlorobiphenyl	77		30-150	A
2,4,5,6-Tetrachloro-m-xylene	61		30-150	B
Decachlorobiphenyl	79		30-150	B

Project Name: 501241

Lab Number: L2202232

Project Number: S01241

Report Date: 02/25/22

SAMPLE RESULTS

Lab ID: L2202232-08
 Client ID: DUP-011322
 Sample Location: 43-45 LAFAYETTE AVE., SUFFERN, NY

Date Collected: 01/13/22 11:00
 Date Received: 01/14/22
 Field Prep: Not Specified

Sample Depth:

Matrix: Soil
 Analytical Method: 1,8081B
 Analytical Date: 01/20/22 14:05
 Analyst: EJL
 Percent Solids: 81%

Extraction Method: EPA 3546
 Extraction Date: 01/19/22 10:36
 Cleanup Method: EPA 3620B
 Cleanup Date: 01/20/22

Parameter	Result	Qualifier	Units	RL	MDL	Dilution Factor	Column
Organochlorine Pesticides by GC - Westborough Lab							
Delta-BHC	ND		ug/kg	1.91	0.374	1	A
Lindane	ND		ug/kg	0.796	0.356	1	A
Alpha-BHC	ND		ug/kg	0.796	0.226	1	A
Beta-BHC	ND		ug/kg	1.91	0.725	1	A
Heptachlor	ND		ug/kg	0.956	0.428	1	A
Aldrin	ND		ug/kg	1.91	0.673	1	A
Heptachlor epoxide	ND		ug/kg	3.58	1.08	1	A
Endrin	ND		ug/kg	0.796	0.326	1	A
Endrin aldehyde	ND		ug/kg	2.39	0.836	1	A
Endrin ketone	ND		ug/kg	1.91	0.492	1	A
Dieldrin	ND		ug/kg	1.19	0.597	1	A
4,4'-DDE	ND		ug/kg	1.91	0.442	1	A
4,4'-DDD	ND		ug/kg	1.91	0.682	1	A
4,4'-DDT	ND		ug/kg	3.58	1.54	1	A
Endosulfan I	ND		ug/kg	1.91	0.452	1	A
Endosulfan II	ND		ug/kg	1.91	0.639	1	A
Endosulfan sulfate	ND		ug/kg	0.796	0.379	1	A
Methoxychlor	ND		ug/kg	3.58	1.12	1	A
Toxaphene	ND		ug/kg	35.8	10.0	1	A
cis-Chlordane	ND		ug/kg	2.39	0.666	1	A
trans-Chlordane	ND		ug/kg	2.39	0.631	1	A
Chlordane	ND		ug/kg	15.9	6.33	1	A

Project Name: 501241

Lab Number: L2202232

Project Number: S01241

Report Date: 02/25/22

SAMPLE RESULTS

Lab ID: L2202232-08

Date Collected: 01/13/22 11:00

Client ID: DUP-011322

Date Received: 01/14/22

Sample Location: 43-45 LAFAYETTE AVE., SUFFERN, NY

Field Prep: Not Specified

Sample Depth:

Parameter	Result	Qualifier	Units	RL	MDL	Dilution Factor	Column
Organochlorine Pesticides by GC - Westborough Lab							

Surrogate	% Recovery	Qualifier	Acceptance Criteria	Column
2,4,5,6-Tetrachloro-m-xylene	62		30-150	A
Decachlorobiphenyl	80		30-150	A
2,4,5,6-Tetrachloro-m-xylene	62		30-150	B
Decachlorobiphenyl	79		30-150	B

Project Name: 501241

Lab Number: L2202232

Project Number: S01241

Report Date: 02/25/22

SAMPLE RESULTS

Lab ID: L2202232-11
 Client ID: SB-06-9.0-9.5
 Sample Location: 43-45 LAFAYETTE AVE., SUFFERN, NY

Date Collected: 01/13/22 11:50
 Date Received: 01/14/22
 Field Prep: Not Specified

Sample Depth:

Matrix: Soil
 Analytical Method: 1,8081B
 Analytical Date: 01/20/22 13:44
 Analyst: EJL
 Percent Solids: 82%

Extraction Method: EPA 3546
 Extraction Date: 01/19/22 10:36
 Cleanup Method: EPA 3620B
 Cleanup Date: 01/20/22

Parameter	Result	Qualifier	Units	RL	MDL	Dilution Factor	Column
Organochlorine Pesticides by GC - Westborough Lab							
Delta-BHC	ND		ug/kg	1.94	0.380	1	A
Lindane	ND		ug/kg	0.808	0.361	1	A
Alpha-BHC	ND		ug/kg	0.808	0.230	1	A
Beta-BHC	ND		ug/kg	1.94	0.735	1	A
Heptachlor	ND		ug/kg	0.970	0.435	1	A
Aldrin	ND		ug/kg	1.94	0.683	1	A
Heptachlor epoxide	ND		ug/kg	3.64	1.09	1	A
Endrin	ND		ug/kg	0.808	0.331	1	A
Endrin aldehyde	ND		ug/kg	2.42	0.848	1	A
Endrin ketone	ND		ug/kg	1.94	0.499	1	A
Dieldrin	ND		ug/kg	1.21	0.606	1	A
4,4'-DDE	ND		ug/kg	1.94	0.448	1	A
4,4'-DDD	ND		ug/kg	1.94	0.692	1	A
4,4'-DDT	ND		ug/kg	3.64	1.56	1	A
Endosulfan I	ND		ug/kg	1.94	0.458	1	A
Endosulfan II	ND		ug/kg	1.94	0.648	1	A
Endosulfan sulfate	ND		ug/kg	0.808	0.385	1	A
Methoxychlor	ND		ug/kg	3.64	1.13	1	A
Toxaphene	ND		ug/kg	36.4	10.2	1	A
cis-Chlordane	ND		ug/kg	2.42	0.676	1	A
trans-Chlordane	ND		ug/kg	2.42	0.640	1	A
Chlordane	ND		ug/kg	16.2	6.42	1	A

Project Name: 501241**Lab Number:** L2202232**Project Number:** S01241**Report Date:** 02/25/22**SAMPLE RESULTS**

Lab ID: L2202232-11

Date Collected: 01/13/22 11:50

Client ID: SB-06-9.0-9.5

Date Received: 01/14/22

Sample Location: 43-45 LAFAYETTE AVE., SUFFERN, NY

Field Prep: Not Specified

Sample Depth:

Parameter	Result	Qualifier	Units	RL	MDL	Dilution Factor	Column
Organochlorine Pesticides by GC - Westborough Lab							

Surrogate	% Recovery	Qualifier	Acceptance Criteria	Column
2,4,5,6-Tetrachloro-m-xylene	65		30-150	A
Decachlorobiphenyl	84		30-150	A
2,4,5,6-Tetrachloro-m-xylene	69		30-150	B
Decachlorobiphenyl	91		30-150	B

Project Name: 501241

Lab Number: L2202232

Project Number: S01241

Report Date: 02/25/22

SAMPLE RESULTS

Lab ID: L2202232-14
 Client ID: SB-07-9.0-9.5
 Sample Location: 43-45 LAFAYETTE AVE., SUFFERN, NY

Date Collected: 01/13/22 12:35
 Date Received: 01/14/22
 Field Prep: Not Specified

Sample Depth:

Matrix: Soil
 Analytical Method: 1,8081B
 Analytical Date: 01/20/22 15:54
 Analyst: JAW
 Percent Solids: 85%

Extraction Method: EPA 3546
 Extraction Date: 01/19/22 10:36
 Cleanup Method: EPA 3620B
 Cleanup Date: 01/20/22

Parameter	Result	Qualifier	Units	RL	MDL	Dilution Factor	Column
Organochlorine Pesticides by GC - Westborough Lab							
Delta-BHC	ND		ug/kg	1.84	0.361	1	A
Lindane	ND		ug/kg	0.768	0.344	1	A
Alpha-BHC	ND		ug/kg	0.768	0.218	1	A
Beta-BHC	ND		ug/kg	1.84	0.699	1	A
Heptachlor	ND		ug/kg	0.922	0.413	1	A
Aldrin	ND		ug/kg	1.84	0.649	1	A
Heptachlor epoxide	ND		ug/kg	3.46	1.04	1	A
Endrin	ND		ug/kg	0.768	0.315	1	A
Endrin aldehyde	ND		ug/kg	2.30	0.807	1	A
Endrin ketone	ND		ug/kg	1.84	0.475	1	A
Dieldrin	ND		ug/kg	1.15	0.576	1	A
4,4'-DDE	ND		ug/kg	1.84	0.426	1	A
4,4'-DDD	ND		ug/kg	1.84	0.658	1	A
4,4'-DDT	ND		ug/kg	3.46	1.48	1	A
Endosulfan I	ND		ug/kg	1.84	0.436	1	A
Endosulfan II	ND		ug/kg	1.84	0.616	1	A
Endosulfan sulfate	ND		ug/kg	0.768	0.366	1	A
Methoxychlor	ND		ug/kg	3.46	1.08	1	A
Toxaphene	ND		ug/kg	34.6	9.68	1	A
cis-Chlordane	ND		ug/kg	2.30	0.642	1	A
trans-Chlordane	ND		ug/kg	2.30	0.609	1	A
Chlordane	ND		ug/kg	15.4	6.11	1	A

Project Name: 501241**Lab Number:** L2202232**Project Number:** S01241**Report Date:** 02/25/22**SAMPLE RESULTS**

Lab ID: L2202232-14

Date Collected: 01/13/22 12:35

Client ID: SB-07-9.0-9.5

Date Received: 01/14/22

Sample Location: 43-45 LAFAYETTE AVE., SUFFERN, NY

Field Prep: Not Specified

Sample Depth:

Parameter	Result	Qualifier	Units	RL	MDL	Dilution Factor	Column
Organochlorine Pesticides by GC - Westborough Lab							

Surrogate	% Recovery	Qualifier	Acceptance Criteria	Column
2,4,5,6-Tetrachloro-m-xylene	52		30-150	A
Decachlorobiphenyl	64		30-150	A
2,4,5,6-Tetrachloro-m-xylene	58		30-150	B
Decachlorobiphenyl	72		30-150	B

Project Name: 501241
Project Number: S01241

Lab Number: L2202232
Report Date: 02/25/22

Method Blank Analysis
Batch Quality Control

Analytical Method: 1,8081B
Analytical Date: 01/19/22 09:49
Analyst: AR

Extraction Method: EPA 3546
Extraction Date: 01/19/22 02:51
Cleanup Method: EPA 3620B
Cleanup Date: 01/19/22

Parameter	Result	Qualifier	Units	RL	MDL	Column
Organochlorine Pesticides by GC - Westborough Lab for sample(s): 01,04,07-08,11,14 Batch: WG1595504-1						
Delta-BHC	ND		ug/kg	1.56	0.306	A
Lindane	ND		ug/kg	0.651	0.291	A
Alpha-BHC	ND		ug/kg	0.651	0.185	A
Beta-BHC	ND		ug/kg	1.56	0.592	A
Heptachlor	ND		ug/kg	0.781	0.350	A
Aldrin	ND		ug/kg	1.56	0.550	A
Heptachlor epoxide	ND		ug/kg	2.93	0.878	A
Endrin	ND		ug/kg	0.651	0.267	A
Endrin aldehyde	ND		ug/kg	1.95	0.683	A
Endrin ketone	ND		ug/kg	1.56	0.402	A
Dieldrin	ND		ug/kg	0.976	0.488	A
4,4'-DDE	ND		ug/kg	1.56	0.361	A
4,4'-DDD	ND		ug/kg	1.56	0.557	A
4,4'-DDT	ND		ug/kg	2.93	1.26	A
Endosulfan I	ND		ug/kg	1.56	0.369	A
Endosulfan II	ND		ug/kg	1.56	0.522	A
Endosulfan sulfate	ND		ug/kg	0.651	0.310	A
Methoxychlor	ND		ug/kg	2.93	0.911	A
Toxaphene	ND		ug/kg	29.3	8.20	A
cis-Chlordane	ND		ug/kg	1.95	0.544	A
trans-Chlordane	ND		ug/kg	1.95	0.515	A
Chlordane	ND		ug/kg	13.0	5.17	A

Project Name: 501241
Project Number: S01241

Lab Number: L2202232
Report Date: 02/25/22

Method Blank Analysis
Batch Quality Control

Analytical Method: 1,8081B
Analytical Date: 01/19/22 09:49
Analyst: AR

Extraction Method: EPA 3546
Extraction Date: 01/19/22 02:51
Cleanup Method: EPA 3620B
Cleanup Date: 01/19/22

Parameter	Result	Qualifier	Units	RL	MDL	Column
Organochlorine Pesticides by GC - Westborough Lab for sample(s): 01,04,07-08,11,14 Batch: WG1595504-1						

Surrogate	%Recovery	Qualifier	Acceptance Criteria	Column
2,4,5,6-Tetrachloro-m-xylene	82		30-150	A
Decachlorobiphenyl	115		30-150	A
2,4,5,6-Tetrachloro-m-xylene	87		30-150	B
Decachlorobiphenyl	125		30-150	B

Lab Control Sample Analysis

Batch Quality Control

Project Name: 501241

Project Number: S01241

Lab Number: L2202232

Report Date: 02/25/22

Parameter	LCS %Recovery	Qual	LCSD %Recovery	Qual	%Recovery Limits	RPD	Qual	RPD Limits	Column
Organochlorine Pesticides by GC - Westborough Lab Associated sample(s): 01,04,07-08,11,14 Batch: WG1595504-2 WG1595504-3									
Delta-BHC	43		46		30-150	7		30	A
Lindane	89		92		30-150	3		30	A
Alpha-BHC	84		86		30-150	2		30	A
Beta-BHC	88		89		30-150	1		30	A
Heptachlor	91		94		30-150	3		30	A
Aldrin	88		91		30-150	3		30	A
Heptachlor epoxide	83		84		30-150	1		30	A
Endrin	90		94		30-150	4		30	A
Endrin aldehyde	75		76		30-150	1		30	A
Endrin ketone	98		101		30-150	3		30	A
Dieldrin	94		96		30-150	2		30	A
4,4'-DDE	84		86		30-150	2		30	A
4,4'-DDD	93		98		30-150	5		30	A
4,4'-DDT	93		99		30-150	6		30	A
Endosulfan I	83		85		30-150	2		30	A
Endosulfan II	89		95		30-150	7		30	A
Endosulfan sulfate	73		74		30-150	1		30	A
Methoxychlor	97		105		30-150	8		30	A
cis-Chlordane	74		76		30-150	3		30	A
trans-Chlordane	90		90		30-150	0		30	A

Lab Control Sample Analysis

Batch Quality Control

Project Name: 501241

Project Number: S01241

Lab Number: L2202232

Report Date: 02/25/22

Parameter	LCS %Recovery	Qual	LCSD %Recovery	Qual	%Recovery Limits	RPD	Qual	RPD Limits
-----------	------------------	------	-------------------	------	---------------------	-----	------	---------------

Organochlorine Pesticides by GC - Westborough Lab Associated sample(s): 01,04,07-08,11,14 Batch: WG1595504-2 WG1595504-3

Surrogate	LCS %Recovery	Qual	LCSD %Recovery	Qual	Acceptance Criteria	Column
2,4,5,6-Tetrachloro-m-xylene	81		84		30-150	A
Decachlorobiphenyl	112		123		30-150	A
2,4,5,6-Tetrachloro-m-xylene	86		88		30-150	B
Decachlorobiphenyl	125		131		30-150	B

METALS

Project Name: 501241

Lab Number: L2202232

Project Number: S01241

Report Date: 02/25/22

SAMPLE RESULTS

Lab ID: L2202232-01

Date Collected: 01/13/22 09:15

Client ID: SB-01-12.0-12.5

Date Received: 01/14/22

Sample Location: 43-45 LAFAYETTE AVE., SUFFERN, NY

Field Prep: Not Specified

Sample Depth:

Matrix: Soil

Percent Solids: 80%

Parameter	Result	Qualifier	Units	RL	MDL	Dilution Factor	Date Prepared	Date Analyzed	Prep Method	Analytical Method	Analyst
Total Metals - Mansfield Lab											
Aluminum, Total	11200		mg/kg	9.52	2.57	2	01/19/22 15:52	01/19/22 21:56	EPA 3050B	1,6010D	DL
Antimony, Total	ND		mg/kg	4.76	0.362	2	01/19/22 15:52	01/19/22 21:56	EPA 3050B	1,6010D	DL
Arsenic, Total	5.51		mg/kg	0.952	0.198	2	01/19/22 15:52	01/19/22 21:56	EPA 3050B	1,6010D	DL
Barium, Total	23.7		mg/kg	0.952	0.166	2	01/19/22 15:52	01/19/22 21:56	EPA 3050B	1,6010D	DL
Beryllium, Total	0.495		mg/kg	0.476	0.031	2	01/19/22 15:52	01/19/22 21:56	EPA 3050B	1,6010D	DL
Cadmium, Total	0.495	J	mg/kg	0.952	0.093	2	01/19/22 15:52	01/19/22 21:56	EPA 3050B	1,6010D	DL
Calcium, Total	1380		mg/kg	9.52	3.33	2	01/19/22 15:52	01/19/22 21:56	EPA 3050B	1,6010D	DL
Chromium, Total	15.3		mg/kg	0.952	0.091	2	01/19/22 15:52	01/19/22 21:56	EPA 3050B	1,6010D	DL
Cobalt, Total	6.34		mg/kg	1.90	0.158	2	01/19/22 15:52	01/19/22 21:56	EPA 3050B	1,6010D	DL
Copper, Total	13.4		mg/kg	0.952	0.246	2	01/19/22 15:52	01/19/22 21:56	EPA 3050B	1,6010D	DL
Iron, Total	26400		mg/kg	4.76	0.860	2	01/19/22 15:52	01/19/22 21:56	EPA 3050B	1,6010D	DL
Lead, Total	8.59		mg/kg	4.76	0.255	2	01/19/22 15:52	01/19/22 21:56	EPA 3050B	1,6010D	DL
Magnesium, Total	3100		mg/kg	9.52	1.47	2	01/19/22 15:52	01/19/22 21:56	EPA 3050B	1,6010D	DL
Manganese, Total	453		mg/kg	0.952	0.151	2	01/19/22 15:52	01/19/22 21:56	EPA 3050B	1,6010D	DL
Mercury, Total	ND		mg/kg	0.084	0.055	1	01/19/22 16:09	01/20/22 06:36	EPA 7471B	1,7471B	AC
Nickel, Total	14.1		mg/kg	2.38	0.230	2	01/19/22 15:52	01/19/22 21:56	EPA 3050B	1,6010D	DL
Potassium, Total	586		mg/kg	238	13.7	2	01/19/22 15:52	01/19/22 21:56	EPA 3050B	1,6010D	DL
Selenium, Total	ND		mg/kg	1.90	0.246	2	01/19/22 15:52	01/19/22 21:56	EPA 3050B	1,6010D	DL
Silver, Total	ND		mg/kg	0.952	0.269	2	01/19/22 15:52	01/19/22 21:56	EPA 3050B	1,6010D	DL
Sodium, Total	275		mg/kg	190	3.00	2	01/19/22 15:52	01/19/22 21:56	EPA 3050B	1,6010D	DL
Thallium, Total	ND		mg/kg	1.90	0.300	2	01/19/22 15:52	01/19/22 21:56	EPA 3050B	1,6010D	DL
Vanadium, Total	17.4		mg/kg	0.952	0.193	2	01/19/22 15:52	01/19/22 21:56	EPA 3050B	1,6010D	DL
Zinc, Total	39.6		mg/kg	4.76	0.279	2	01/19/22 15:52	01/19/22 21:56	EPA 3050B	1,6010D	DL



Project Name: 501241

Lab Number: L2202232

Project Number: S01241

Report Date: 02/25/22

SAMPLE RESULTS

Lab ID: L2202232-04

Date Collected: 01/13/22 10:05

Client ID: SB-04-9.5-10.0

Date Received: 01/14/22

Sample Location: 43-45 LAFAYETTE AVE., SUFFERN, NY

Field Prep: Not Specified

Sample Depth:

Matrix: Soil

Percent Solids: 87%

Parameter	Result	Qualifier	Units	RL	MDL	Dilution Factor	Date Prepared	Date Analyzed	Prep Method	Analytical Method	Analyst
Total Metals - Mansfield Lab											
Aluminum, Total	15400		mg/kg	43.4	11.7	10	01/19/22 15:52	01/19/22 21:51	EPA 3050B	1,6010D	DL
Antimony, Total	ND		mg/kg	21.7	1.65	10	01/19/22 15:52	01/19/22 21:51	EPA 3050B	1,6010D	DL
Arsenic, Total	4.42		mg/kg	4.34	0.902	10	01/19/22 15:52	01/19/22 21:51	EPA 3050B	1,6010D	DL
Barium, Total	52.3		mg/kg	4.34	0.754	10	01/19/22 15:52	01/19/22 21:51	EPA 3050B	1,6010D	DL
Beryllium, Total	0.824	J	mg/kg	2.17	0.143	10	01/19/22 15:52	01/19/22 21:51	EPA 3050B	1,6010D	DL
Cadmium, Total	0.607	J	mg/kg	4.34	0.425	10	01/19/22 15:52	01/19/22 21:51	EPA 3050B	1,6010D	DL
Calcium, Total	1370		mg/kg	43.4	15.2	10	01/19/22 15:52	01/19/22 21:51	EPA 3050B	1,6010D	DL
Chromium, Total	22.1		mg/kg	4.34	0.416	10	01/19/22 15:52	01/19/22 21:51	EPA 3050B	1,6010D	DL
Cobalt, Total	12.3		mg/kg	8.67	0.720	10	01/19/22 15:52	01/19/22 21:51	EPA 3050B	1,6010D	DL
Copper, Total	24.2		mg/kg	4.34	1.12	10	01/19/22 15:52	01/19/22 21:51	EPA 3050B	1,6010D	DL
Iron, Total	31100		mg/kg	21.7	3.92	10	01/19/22 15:52	01/19/22 21:51	EPA 3050B	1,6010D	DL
Lead, Total	15.9	J	mg/kg	21.7	1.16	10	01/19/22 15:52	01/19/22 21:51	EPA 3050B	1,6010D	DL
Magnesium, Total	5420		mg/kg	43.4	6.68	10	01/19/22 15:52	01/19/22 21:51	EPA 3050B	1,6010D	DL
Manganese, Total	961		mg/kg	4.34	0.689	10	01/19/22 15:52	01/19/22 21:51	EPA 3050B	1,6010D	DL
Mercury, Total	ND		mg/kg	0.074	0.048	1	01/19/22 16:09	01/20/22 06:49	EPA 7471B	1,7471B	AC
Nickel, Total	33.4		mg/kg	10.8	1.05	10	01/19/22 15:52	01/19/22 21:51	EPA 3050B	1,6010D	DL
Potassium, Total	911	J	mg/kg	1080	62.4	10	01/19/22 15:52	01/19/22 21:51	EPA 3050B	1,6010D	DL
Selenium, Total	ND		mg/kg	8.67	1.12	10	01/19/22 15:52	01/19/22 21:51	EPA 3050B	1,6010D	DL
Silver, Total	ND		mg/kg	4.34	1.23	10	01/19/22 15:52	01/19/22 21:51	EPA 3050B	1,6010D	DL
Sodium, Total	348	J	mg/kg	867	13.6	10	01/19/22 15:52	01/19/22 21:51	EPA 3050B	1,6010D	DL
Thallium, Total	ND		mg/kg	8.67	1.36	10	01/19/22 15:52	01/19/22 21:51	EPA 3050B	1,6010D	DL
Vanadium, Total	21.0		mg/kg	4.34	0.880	10	01/19/22 15:52	01/19/22 21:51	EPA 3050B	1,6010D	DL
Zinc, Total	71.9		mg/kg	21.7	1.27	10	01/19/22 15:52	01/19/22 21:51	EPA 3050B	1,6010D	DL



Project Name: 501241

Lab Number: L2202232

Project Number: S01241

Report Date: 02/25/22

SAMPLE RESULTS

Lab ID: L2202232-07

Date Collected: 01/13/22 10:55

Client ID: SB-05-9.0-9.5

Date Received: 01/14/22

Sample Location: 43-45 LAFAYETTE AVE., SUFFERN, NY

Field Prep: Not Specified

Sample Depth:

Matrix: Soil

Percent Solids: 83%

Parameter	Result	Qualifier	Units	RL	MDL	Dilution Factor	Date Prepared	Date Analyzed	Prep Method	Analytical Method	Analyst
Total Metals - Mansfield Lab											
Aluminum, Total	9660		mg/kg	22.7	6.13	5	01/19/22 15:52	01/20/22 12:55	EPA 3050B	1,6010D	EW
Antimony, Total	ND		mg/kg	11.3	0.862	5	01/19/22 15:52	01/20/22 12:55	EPA 3050B	1,6010D	EW
Arsenic, Total	1.95	J	mg/kg	2.27	0.472	5	01/19/22 15:52	01/20/22 12:55	EPA 3050B	1,6010D	EW
Barium, Total	78.9		mg/kg	2.27	0.395	5	01/19/22 15:52	01/20/22 12:55	EPA 3050B	1,6010D	EW
Beryllium, Total	0.658	J	mg/kg	1.13	0.075	5	01/19/22 15:52	01/20/22 12:55	EPA 3050B	1,6010D	EW
Cadmium, Total	0.227	J	mg/kg	2.27	0.222	5	01/19/22 15:52	01/20/22 12:55	EPA 3050B	1,6010D	EW
Calcium, Total	2000		mg/kg	22.7	7.94	5	01/19/22 15:52	01/20/22 12:55	EPA 3050B	1,6010D	EW
Chromium, Total	13.6		mg/kg	2.27	0.218	5	01/19/22 15:52	01/20/22 12:55	EPA 3050B	1,6010D	EW
Cobalt, Total	6.56		mg/kg	4.54	0.377	5	01/19/22 15:52	01/20/22 12:55	EPA 3050B	1,6010D	EW
Copper, Total	21.4		mg/kg	2.27	0.585	5	01/19/22 15:52	01/20/22 12:55	EPA 3050B	1,6010D	EW
Iron, Total	14700		mg/kg	11.3	2.05	5	01/19/22 15:52	01/20/22 12:55	EPA 3050B	1,6010D	EW
Lead, Total	7.03	J	mg/kg	11.3	0.608	5	01/19/22 15:52	01/20/22 12:55	EPA 3050B	1,6010D	EW
Magnesium, Total	2820		mg/kg	22.7	3.49	5	01/19/22 15:52	01/20/22 12:55	EPA 3050B	1,6010D	EW
Manganese, Total	91.3		mg/kg	2.27	0.361	5	01/19/22 15:52	01/20/22 12:55	EPA 3050B	1,6010D	EW
Mercury, Total	ND		mg/kg	0.092	0.060	1	01/19/22 16:09	01/20/22 06:53	EPA 7471B	1,7471B	AC
Nickel, Total	14.2		mg/kg	5.67	0.549	5	01/19/22 15:52	01/20/22 12:55	EPA 3050B	1,6010D	EW
Potassium, Total	512	J	mg/kg	567	32.7	5	01/19/22 15:52	01/20/22 12:55	EPA 3050B	1,6010D	EW
Selenium, Total	ND		mg/kg	4.54	0.585	5	01/19/22 15:52	01/20/22 12:55	EPA 3050B	1,6010D	EW
Silver, Total	ND		mg/kg	2.27	0.642	5	01/19/22 15:52	01/20/22 12:55	EPA 3050B	1,6010D	EW
Sodium, Total	256	J	mg/kg	454	7.15	5	01/19/22 15:52	01/20/22 12:55	EPA 3050B	1,6010D	EW
Thallium, Total	ND		mg/kg	4.54	0.715	5	01/19/22 15:52	01/20/22 12:55	EPA 3050B	1,6010D	EW
Vanadium, Total	14.7		mg/kg	2.27	0.461	5	01/19/22 15:52	01/20/22 12:55	EPA 3050B	1,6010D	EW
Zinc, Total	53.1		mg/kg	11.3	0.665	5	01/19/22 15:52	01/20/22 12:55	EPA 3050B	1,6010D	EW



Project Name: 501241

Lab Number: L2202232

Project Number: S01241

Report Date: 02/25/22

SAMPLE RESULTS

Lab ID: L2202232-08

Date Collected: 01/13/22 11:00

Client ID: DUP-011322

Date Received: 01/14/22

Sample Location: 43-45 LAFAYETTE AVE., SUFFERN, NY

Field Prep: Not Specified

Sample Depth:

Matrix: Soil

Percent Solids: 81%

Parameter	Result	Qualifier	Units	RL	MDL	Dilution Factor	Date Prepared	Date Analyzed	Prep Method	Analytical Method	Analyst
Total Metals - Mansfield Lab											
Aluminum, Total	9340		mg/kg	23.3	6.30	5	01/19/22 15:52	01/20/22 12:59	EPA 3050B	1,6010D	EW
Antimony, Total	ND		mg/kg	11.7	0.886	5	01/19/22 15:52	01/20/22 12:59	EPA 3050B	1,6010D	EW
Arsenic, Total	3.55		mg/kg	2.33	0.485	5	01/19/22 15:52	01/20/22 12:59	EPA 3050B	1,6010D	EW
Barium, Total	74.7		mg/kg	2.33	0.406	5	01/19/22 15:52	01/20/22 12:59	EPA 3050B	1,6010D	EW
Beryllium, Total	0.536	J	mg/kg	1.17	0.077	5	01/19/22 15:52	01/20/22 12:59	EPA 3050B	1,6010D	EW
Cadmium, Total	0.280	J	mg/kg	2.33	0.229	5	01/19/22 15:52	01/20/22 12:59	EPA 3050B	1,6010D	EW
Calcium, Total	1910		mg/kg	23.3	8.16	5	01/19/22 15:52	01/20/22 12:59	EPA 3050B	1,6010D	EW
Chromium, Total	14.5		mg/kg	2.33	0.224	5	01/19/22 15:52	01/20/22 12:59	EPA 3050B	1,6010D	EW
Cobalt, Total	42.6		mg/kg	4.66	0.387	5	01/19/22 15:52	01/20/22 12:59	EPA 3050B	1,6010D	EW
Copper, Total	22.4		mg/kg	2.33	0.602	5	01/19/22 15:52	01/20/22 12:59	EPA 3050B	1,6010D	EW
Iron, Total	16800		mg/kg	11.7	2.11	5	01/19/22 15:52	01/20/22 12:59	EPA 3050B	1,6010D	EW
Lead, Total	17.2		mg/kg	11.7	0.625	5	01/19/22 15:52	01/20/22 12:59	EPA 3050B	1,6010D	EW
Magnesium, Total	3450		mg/kg	23.3	3.59	5	01/19/22 15:52	01/20/22 12:59	EPA 3050B	1,6010D	EW
Manganese, Total	467		mg/kg	2.33	0.371	5	01/19/22 15:52	01/20/22 12:59	EPA 3050B	1,6010D	EW
Mercury, Total	ND		mg/kg	0.094	0.061	1	01/19/22 16:09	01/20/22 06:56	EPA 7471B	1,7471B	AC
Nickel, Total	19.1		mg/kg	5.83	0.564	5	01/19/22 15:52	01/20/22 12:59	EPA 3050B	1,6010D	EW
Potassium, Total	585		mg/kg	583	33.6	5	01/19/22 15:52	01/20/22 12:59	EPA 3050B	1,6010D	EW
Selenium, Total	ND		mg/kg	4.66	0.602	5	01/19/22 15:52	01/20/22 12:59	EPA 3050B	1,6010D	EW
Silver, Total	ND		mg/kg	2.33	0.660	5	01/19/22 15:52	01/20/22 12:59	EPA 3050B	1,6010D	EW
Sodium, Total	242	J	mg/kg	466	7.35	5	01/19/22 15:52	01/20/22 12:59	EPA 3050B	1,6010D	EW
Thallium, Total	ND		mg/kg	4.66	0.735	5	01/19/22 15:52	01/20/22 12:59	EPA 3050B	1,6010D	EW
Vanadium, Total	19.3		mg/kg	2.33	0.474	5	01/19/22 15:52	01/20/22 12:59	EPA 3050B	1,6010D	EW
Zinc, Total	58.7		mg/kg	11.7	0.684	5	01/19/22 15:52	01/20/22 12:59	EPA 3050B	1,6010D	EW



Project Name: 501241

Lab Number: L2202232

Project Number: S01241

Report Date: 02/25/22

SAMPLE RESULTS

Lab ID: L2202232-11

Date Collected: 01/13/22 11:50

Client ID: SB-06-9.0-9.5

Date Received: 01/14/22

Sample Location: 43-45 LAFAYETTE AVE., SUFFERN, NY

Field Prep: Not Specified

Sample Depth:

Matrix: Soil

Percent Solids: 82%

Parameter	Result	Qualifier	Units	RL	MDL	Dilution Factor	Date Prepared	Date Analyzed	Prep Method	Analytical Method	Analyst
Total Metals - Mansfield Lab											
Aluminum, Total	10000		mg/kg	9.32	2.52	2	01/19/22 15:52	01/19/22 22:46	EPA 3050B	1,6010D	DL
Antimony, Total	ND		mg/kg	4.66	0.354	2	01/19/22 15:52	01/19/22 22:46	EPA 3050B	1,6010D	DL
Arsenic, Total	1.92		mg/kg	0.932	0.194	2	01/19/22 15:52	01/19/22 22:46	EPA 3050B	1,6010D	DL
Barium, Total	23.4		mg/kg	0.932	0.162	2	01/19/22 15:52	01/19/22 22:46	EPA 3050B	1,6010D	DL
Beryllium, Total	0.280	J	mg/kg	0.466	0.031	2	01/19/22 15:52	01/19/22 22:46	EPA 3050B	1,6010D	DL
Cadmium, Total	0.252	J	mg/kg	0.932	0.091	2	01/19/22 15:52	01/19/22 22:46	EPA 3050B	1,6010D	DL
Calcium, Total	806		mg/kg	9.32	3.26	2	01/19/22 15:52	01/19/22 22:46	EPA 3050B	1,6010D	DL
Chromium, Total	13.2		mg/kg	0.932	0.090	2	01/19/22 15:52	01/19/22 22:46	EPA 3050B	1,6010D	DL
Cobalt, Total	3.54		mg/kg	1.86	0.155	2	01/19/22 15:52	01/19/22 22:46	EPA 3050B	1,6010D	DL
Copper, Total	15.7		mg/kg	0.932	0.240	2	01/19/22 15:52	01/19/22 22:46	EPA 3050B	1,6010D	DL
Iron, Total	14200		mg/kg	4.66	0.842	2	01/19/22 15:52	01/19/22 22:46	EPA 3050B	1,6010D	DL
Lead, Total	11.9		mg/kg	4.66	0.250	2	01/19/22 15:52	01/19/22 22:46	EPA 3050B	1,6010D	DL
Magnesium, Total	1880		mg/kg	9.32	1.44	2	01/19/22 15:52	01/19/22 22:46	EPA 3050B	1,6010D	DL
Manganese, Total	74.1		mg/kg	0.932	0.148	2	01/19/22 15:52	01/19/22 22:46	EPA 3050B	1,6010D	DL
Mercury, Total	ND		mg/kg	0.082	0.054	1	01/19/22 16:09	01/20/22 06:59	EPA 7471B	1,7471B	AC
Nickel, Total	8.26		mg/kg	2.33	0.226	2	01/19/22 15:52	01/19/22 22:46	EPA 3050B	1,6010D	DL
Potassium, Total	449		mg/kg	233	13.4	2	01/19/22 15:52	01/19/22 22:46	EPA 3050B	1,6010D	DL
Selenium, Total	ND		mg/kg	1.86	0.240	2	01/19/22 15:52	01/19/22 22:46	EPA 3050B	1,6010D	DL
Silver, Total	ND		mg/kg	0.932	0.264	2	01/19/22 15:52	01/19/22 22:46	EPA 3050B	1,6010D	DL
Sodium, Total	151	J	mg/kg	186	2.94	2	01/19/22 15:52	01/19/22 22:46	EPA 3050B	1,6010D	DL
Thallium, Total	ND		mg/kg	1.86	0.294	2	01/19/22 15:52	01/19/22 22:46	EPA 3050B	1,6010D	DL
Vanadium, Total	20.4		mg/kg	0.932	0.189	2	01/19/22 15:52	01/19/22 22:46	EPA 3050B	1,6010D	DL
Zinc, Total	40.0		mg/kg	4.66	0.273	2	01/19/22 15:52	01/19/22 22:46	EPA 3050B	1,6010D	DL



Project Name: 501241
Project Number: S01241

Lab Number: L2202232
Report Date: 02/25/22

SAMPLE RESULTS

Lab ID: L2202232-14
 Client ID: SB-07-9.0-9.5
 Sample Location: 43-45 LAFAYETTE AVE., SUFFERN, NY

Date Collected: 01/13/22 12:35
 Date Received: 01/14/22
 Field Prep: Not Specified

Sample Depth:
 Matrix: Soil
 Percent Solids: 85%

Parameter	Result	Qualifier	Units	RL	MDL	Dilution Factor	Date Prepared	Date Analyzed	Prep Method	Analytical Method	Analyst
Total Metals - Mansfield Lab											
Aluminum, Total	8960		mg/kg	8.89	2.40	2	01/19/22 15:52	01/19/22 22:51	EPA 3050B	1,6010D	DL
Antimony, Total	ND		mg/kg	4.45	0.338	2	01/19/22 15:52	01/19/22 22:51	EPA 3050B	1,6010D	DL
Arsenic, Total	3.83		mg/kg	0.889	0.185	2	01/19/22 15:52	01/19/22 22:51	EPA 3050B	1,6010D	DL
Barium, Total	33.2		mg/kg	0.889	0.155	2	01/19/22 15:52	01/19/22 22:51	EPA 3050B	1,6010D	DL
Beryllium, Total	0.462		mg/kg	0.445	0.029	2	01/19/22 15:52	01/19/22 22:51	EPA 3050B	1,6010D	DL
Cadmium, Total	0.347	J	mg/kg	0.889	0.087	2	01/19/22 15:52	01/19/22 22:51	EPA 3050B	1,6010D	DL
Calcium, Total	1080		mg/kg	8.89	3.11	2	01/19/22 15:52	01/19/22 22:51	EPA 3050B	1,6010D	DL
Chromium, Total	11.3		mg/kg	0.889	0.085	2	01/19/22 15:52	01/19/22 22:51	EPA 3050B	1,6010D	DL
Cobalt, Total	6.66		mg/kg	1.78	0.148	2	01/19/22 15:52	01/19/22 22:51	EPA 3050B	1,6010D	DL
Copper, Total	15.8		mg/kg	0.889	0.229	2	01/19/22 15:52	01/19/22 22:51	EPA 3050B	1,6010D	DL
Iron, Total	17300		mg/kg	4.45	0.803	2	01/19/22 15:52	01/19/22 22:51	EPA 3050B	1,6010D	DL
Lead, Total	8.84		mg/kg	4.45	0.238	2	01/19/22 15:52	01/19/22 22:51	EPA 3050B	1,6010D	DL
Magnesium, Total	2620		mg/kg	8.89	1.37	2	01/19/22 15:52	01/19/22 22:51	EPA 3050B	1,6010D	DL
Manganese, Total	316		mg/kg	0.889	0.141	2	01/19/22 15:52	01/19/22 22:51	EPA 3050B	1,6010D	DL
Mercury, Total	ND		mg/kg	0.076	0.050	1	01/19/22 16:09	01/20/22 07:03	EPA 7471B	1,7471B	AC
Nickel, Total	13.7		mg/kg	2.22	0.215	2	01/19/22 15:52	01/19/22 22:51	EPA 3050B	1,6010D	DL
Potassium, Total	478		mg/kg	222	12.8	2	01/19/22 15:52	01/19/22 22:51	EPA 3050B	1,6010D	DL
Selenium, Total	ND		mg/kg	1.78	0.229	2	01/19/22 15:52	01/19/22 22:51	EPA 3050B	1,6010D	DL
Silver, Total	ND		mg/kg	0.889	0.252	2	01/19/22 15:52	01/19/22 22:51	EPA 3050B	1,6010D	DL
Sodium, Total	178		mg/kg	178	2.80	2	01/19/22 15:52	01/19/22 22:51	EPA 3050B	1,6010D	DL
Thallium, Total	ND		mg/kg	1.78	0.280	2	01/19/22 15:52	01/19/22 22:51	EPA 3050B	1,6010D	DL
Vanadium, Total	16.7		mg/kg	0.889	0.180	2	01/19/22 15:52	01/19/22 22:51	EPA 3050B	1,6010D	DL
Zinc, Total	36.9		mg/kg	4.45	0.260	2	01/19/22 15:52	01/19/22 22:51	EPA 3050B	1,6010D	DL



Project Name: 501241
Project Number: S01241

Lab Number: L2202232
Report Date: 02/25/22

Method Blank Analysis Batch Quality Control

Parameter	Result	Qualifier	Units	RL	MDL	Dilution Factor	Date Prepared	Date Analyzed	Analytical Method	Analyst
Total Metals - Mansfield Lab for sample(s): 01,04,07-08,11,14 Batch: WG1595298-1										
Aluminum, Total	3.75	J	mg/kg	4.00	1.08	1	01/19/22 15:52	01/19/22 21:30	1,6010D	DL
Antimony, Total	ND		mg/kg	2.00	0.152	1	01/19/22 15:52	01/19/22 21:30	1,6010D	DL
Arsenic, Total	ND		mg/kg	0.400	0.083	1	01/19/22 15:52	01/19/22 21:30	1,6010D	DL
Barium, Total	0.744		mg/kg	0.400	0.070	1	01/19/22 15:52	01/19/22 21:30	1,6010D	DL
Beryllium, Total	0.080	J	mg/kg	0.200	0.013	1	01/19/22 15:52	01/19/22 21:30	1,6010D	DL
Cadmium, Total	0.052	J	mg/kg	0.400	0.039	1	01/19/22 15:52	01/19/22 21:30	1,6010D	DL
Calcium, Total	2.22	J	mg/kg	4.00	1.40	1	01/19/22 15:52	01/19/22 21:30	1,6010D	DL
Chromium, Total	0.080	J	mg/kg	0.400	0.038	1	01/19/22 15:52	01/19/22 21:30	1,6010D	DL
Cobalt, Total	ND		mg/kg	0.800	0.066	1	01/19/22 15:52	01/19/22 21:30	1,6010D	DL
Copper, Total	ND		mg/kg	0.400	0.103	1	01/19/22 15:52	01/19/22 21:30	1,6010D	DL
Iron, Total	6.22		mg/kg	2.00	0.361	1	01/19/22 15:52	01/19/22 21:30	1,6010D	DL
Lead, Total	ND		mg/kg	2.00	0.107	1	01/19/22 15:52	01/19/22 21:30	1,6010D	DL
Magnesium, Total	1.18	J	mg/kg	4.00	0.616	1	01/19/22 15:52	01/19/22 21:30	1,6010D	DL
Manganese, Total	0.248	J	mg/kg	0.400	0.064	1	01/19/22 15:52	01/19/22 21:30	1,6010D	DL
Nickel, Total	ND		mg/kg	1.00	0.097	1	01/19/22 15:52	01/19/22 21:30	1,6010D	DL
Potassium, Total	ND		mg/kg	100	5.76	1	01/19/22 15:52	01/19/22 21:30	1,6010D	DL
Selenium, Total	ND		mg/kg	0.800	0.103	1	01/19/22 15:52	01/19/22 21:30	1,6010D	DL
Silver, Total	ND		mg/kg	0.400	0.113	1	01/19/22 15:52	01/19/22 21:30	1,6010D	DL
Sodium, Total	1.41	J	mg/kg	80.0	1.26	1	01/19/22 15:52	01/19/22 21:30	1,6010D	DL
Thallium, Total	ND		mg/kg	0.800	0.126	1	01/19/22 15:52	01/19/22 21:30	1,6010D	DL
Vanadium, Total	ND		mg/kg	0.400	0.081	1	01/19/22 15:52	01/19/22 21:30	1,6010D	DL
Zinc, Total	0.136	J	mg/kg	2.00	0.117	1	01/19/22 15:52	01/19/22 21:30	1,6010D	DL

Prep Information

Digestion Method: EPA 3050B

Parameter	Result	Qualifier	Units	RL	MDL	Dilution Factor	Date Prepared	Date Analyzed	Analytical Method	Analyst
Total Metals - Mansfield Lab for sample(s): 01,04,07-08,11,14 Batch: WG1595300-1										
Mercury, Total	ND		mg/kg	0.083	0.054	1	01/19/22 16:09	01/20/22 06:23	1,7471B	AC



Project Name: 501241

Lab Number: L2202232

Project Number: S01241

Report Date: 02/25/22

Method Blank Analysis Batch Quality Control

Prep Information

Digestion Method: EPA 7471B

Lab Control Sample Analysis

Batch Quality Control

Project Name: 501241

Project Number: S01241

Lab Number: L2202232

Report Date: 02/25/22

Parameter	LCS		LCSD		%Recovery Limits	RPD	Qual	RPD Limits
	%Recovery	Qual	%Recovery	Qual				
Total Metals - Mansfield Lab Associated sample(s): 01,04,07-08,11,14 Batch: WG1595298-2 SRM Lot Number: D113-540								
Aluminum, Total	81		-		51-149	-		
Antimony, Total	180		-		20-250	-		
Arsenic, Total	98		-		70-130	-		
Barium, Total	97		-		75-125	-		
Beryllium, Total	110		-		75-125	-		
Cadmium, Total	98		-		75-125	-		
Calcium, Total	93		-		73-128	-		
Chromium, Total	100		-		70-130	-		
Cobalt, Total	97		-		75-125	-		
Copper, Total	95		-		75-125	-		
Iron, Total	102		-		36-164	-		
Lead, Total	94		-		72-128	-		
Magnesium, Total	86		-		63-138	-		
Manganese, Total	96		-		77-123	-		
Nickel, Total	96		-		70-130	-		
Potassium, Total	89		-		59-141	-		
Selenium, Total	98		-		66-134	-		
Silver, Total	95		-		70-131	-		
Sodium, Total	96		-		35-164	-		
Thallium, Total	94		-		70-130	-		
Vanadium, Total	97		-		74-126	-		

Lab Control Sample Analysis

Batch Quality Control

Project Name: 501241

Project Number: S01241

Lab Number: L2202232

Report Date: 02/25/22

Parameter	LCS %Recovery	LCSD %Recovery	%Recovery Limits	RPD	RPD Limits
Total Metals - Mansfield Lab Associated sample(s): 01,04,07-08,11,14 Batch: WG1595298-2 SRM Lot Number: D113-540					
Zinc, Total	93	-	70-130	-	
Total Metals - Mansfield Lab Associated sample(s): 01,04,07-08,11,14 Batch: WG1595300-2 SRM Lot Number: D113-540					
Mercury, Total	100	-	60-140	-	

Matrix Spike Analysis Batch Quality Control

Project Name: 501241
Project Number: S01241

Lab Number: L2202232
Report Date: 02/25/22

Parameter	Native Sample	MS Added	MS Found	MS %Recovery	MSD Qual	MSD Found	MSD %Recovery	MSD Qual	Recovery Limits	RPD	RPD Qual	RPD Limits
Total Metals - Mansfield Lab Associated sample(s): 01,04,07-08,11,14 QC Batch ID: WG1595298-3 QC Sample: L2202232-01 Client ID: SB-01-12.0-12.5												
Aluminum, Total	11200	189	14700	1860	Q	-	-		75-125	-		20
Antimony, Total	ND	47.2	32.8	70	Q	-	-		75-125	-		20
Arsenic, Total	5.51	11.3	12.9	65	Q	-	-		75-125	-		20
Barium, Total	23.7	189	176	81		-	-		75-125	-		20
Beryllium, Total	0.495	4.72	4.21	79		-	-		75-125	-		20
Cadmium, Total	0.495J	5	3.92	78		-	-		75-125	-		20
Calcium, Total	1380	943	1560	19	Q	-	-		75-125	-		20
Chromium, Total	15.3	18.9	30.3	80		-	-		75-125	-		20
Cobalt, Total	6.34	47.2	37.0	65	Q	-	-		75-125	-		20
Copper, Total	13.4	23.6	32.7	82		-	-		75-125	-		20
Iron, Total	26400	94.3	28400	2120	Q	-	-		75-125	-		20
Lead, Total	8.59	50	40.5	64	Q	-	-		75-125	-		20
Magnesium, Total	3100	943	4200	117		-	-		75-125	-		20
Manganese, Total	453	47.2	502	104		-	-		75-125	-		20
Nickel, Total	14.1	47.2	46.4	68	Q	-	-		75-125	-		20
Potassium, Total	586	943	1470	94		-	-		75-125	-		20
Selenium, Total	ND	11.3	7.51	66	Q	-	-		75-125	-		20
Silver, Total	ND	28.3	21.9	77		-	-		75-125	-		20
Sodium, Total	275	943	1050	82		-	-		75-125	-		20
Thallium, Total	ND	11.3	6.11	54	Q	-	-		75-125	-		20
Vanadium, Total	17.4	47.2	51.8	73	Q	-	-		75-125	-		20

Matrix Spike Analysis Batch Quality Control

Project Name: 501241
Project Number: S01241

Lab Number: L2202232
Report Date: 02/25/22

Parameter	Native Sample	MS Added	MS Found	MS %Recovery	MSD Found	MSD %Recovery	Recovery Limits	RPD	RPD Limits
Total Metals - Mansfield Lab Associated sample(s): 01,04,07-08,11,14 QC Batch ID: WG1595298-3 QC Sample: L2202232-01 Client ID: SB-01-12.0-12.5									
Zinc, Total	39.6	47.2	75.4	76	-	-	75-125	-	20
Total Metals - Mansfield Lab Associated sample(s): 01,04,07-08,11,14 QC Batch ID: WG1595300-3 QC Sample: L2202232-01 Client ID: SB-01-12.0-12.5									
Mercury, Total	ND	0.162	0.172	106	-	-	80-120	-	20

Lab Duplicate Analysis

Batch Quality Control

Project Name: 501241

Project Number: S01241

Lab Number: L2202232

Report Date: 02/25/22

Parameter	Native Sample	Duplicate Sample	Units	RPD	Qual	RPD Limits
Total Metals - Mansfield Lab Associated sample(s): 01,04,07-08,11,14 QC Batch ID: WG1595298-4 QC Sample: L2202232-01 Client ID: SB-01-12.0-12.5						
Aluminum, Total	11200	13000	mg/kg	15		20
Antimony, Total	ND	ND	mg/kg	NC		20
Arsenic, Total	5.51	5.70	mg/kg	3		20
Barium, Total	23.7	27.0	mg/kg	13		20
Beryllium, Total	0.495	0.531	mg/kg	7		20
Cadmium, Total	0.495J	0.522J	mg/kg	NC		20
Calcium, Total	1380	970	mg/kg	35	Q	20
Chromium, Total	15.3	16.7	mg/kg	9		20
Cobalt, Total	6.34	6.75	mg/kg	6		20
Copper, Total	13.4	14.7	mg/kg	9		20
Iron, Total	26400	27500	mg/kg	4		20
Lead, Total	8.59	9.00	mg/kg	5		20
Magnesium, Total	3100	3350	mg/kg	8		20
Manganese, Total	453	396	mg/kg	13		20
Nickel, Total	14.1	15.4	mg/kg	9		20
Potassium, Total	586	666	mg/kg	13		20
Selenium, Total	ND	ND	mg/kg	NC		20
Silver, Total	ND	ND	mg/kg	NC		20
Sodium, Total	275	295	mg/kg	7		20

Lab Duplicate Analysis

Batch Quality Control

Project Name: 501241

Project Number: S01241

Lab Number: L2202232

Report Date: 02/25/22

Parameter	Native Sample	Duplicate Sample	Units	RPD	RPD Limits
Total Metals - Mansfield Lab Associated sample(s): 01,04,07-08,11,14 QC Batch ID: WG1595298-4 QC Sample: L2202232-01 Client ID: SB-01-12.0-12.5					
Thallium, Total	ND	ND	mg/kg	NC	20
Vanadium, Total	17.4	18.3	mg/kg	5	20
Zinc, Total	39.6	43.6	mg/kg	10	20
Total Metals - Mansfield Lab Associated sample(s): 01,04,07-08,11,14 QC Batch ID: WG1595300-4 QC Sample: L2202232-01 Client ID: SB-01-12.0-12.5					
Mercury, Total	ND	ND	mg/kg	NC	20

Project Name: 501241

Project Number: S01241

**Lab Serial Dilution
Analysis
Batch Quality Control**

Lab Number: L2202232

Report Date: 02/25/22

Parameter	Native Sample	Serial Dilution	Units	% D	Qual	RPD Limits
Total Metals - Mansfield Lab Associated sample(s): 01,04,07-08,11,14 QC Batch ID: WG1595298-6 QC Sample: L2202232-01 Client ID: SB-01-12.0-12.5						
Aluminum, Total	11200	13700	mg/kg	22	Q	20
Calcium, Total	1380	1730	mg/kg	25	Q	20
Iron, Total	26400	34400	mg/kg	30	Q	20
Magnesium, Total	3100	3950	mg/kg	27	Q	20
Manganese, Total	453	561	mg/kg	24	Q	20

INORGANICS & MISCELLANEOUS

Project Name: 501241
Project Number: S01241

Lab Number: L2202232
Report Date: 02/25/22

SAMPLE RESULTS

Lab ID: L2202232-01
Client ID: SB-01-12.0-12.5
Sample Location: 43-45 LAFAYETTE AVE., SUFFERN, NY

Date Collected: 01/13/22 09:15
Date Received: 01/14/22
Field Prep: Not Specified

Sample Depth:
Matrix: Soil

Parameter	Result	Qualifier	Units	RL	MDL	Dilution Factor	Date Prepared	Date Analyzed	Analytical Method	Analyst
General Chemistry - Westborough Lab										
Solids, Total	79.7		%	0.100	NA	1	-	01/15/22 10:55	121,2540G	RI
Cyanide, Total	ND		mg/kg	1.2	0.26	1	01/19/22 05:00	01/19/22 10:08	1,9010C/9012B	CS
Chromium, Hexavalent	ND		mg/kg	1.00	0.201	1	01/20/22 14:35	01/21/22 13:25	1,7196A	JT



Project Name: 501241

Lab Number: L2202232

Project Number: S01241

Report Date: 02/25/22

SAMPLE RESULTS

Lab ID: L2202232-04

Date Collected: 01/13/22 10:05

Client ID: SB-04-9.5-10.0

Date Received: 01/14/22

Sample Location: 43-45 LAFAYETTE AVE., SUFFERN, NY

Field Prep: Not Specified

Sample Depth:

Matrix: Soil

Parameter	Result	Qualifier	Units	RL	MDL	Dilution Factor	Date Prepared	Date Analyzed	Analytical Method	Analyst
General Chemistry - Westborough Lab										
Solids, Total	87.3		%	0.100	NA	1	-	01/15/22 10:55	121,2540G	RI
Cyanide, Total	ND		mg/kg	1.1	0.24	1	01/20/22 14:10	01/21/22 09:13	1,9010C/9012B	CS
Chromium, Hexavalent	ND		mg/kg	0.916	0.183	1	01/20/22 14:35	01/21/22 13:25	1,7196A	JT



Project Name: 501241

Lab Number: L2202232

Project Number: S01241

Report Date: 02/25/22

SAMPLE RESULTS

Lab ID: L2202232-07

Date Collected: 01/13/22 10:55

Client ID: SB-05-9.0-9.5

Date Received: 01/14/22

Sample Location: 43-45 LAFAYETTE AVE., SUFFERN, NY

Field Prep: Not Specified

Sample Depth:

Matrix: Soil

Parameter	Result	Qualifier	Units	RL	MDL	Dilution Factor	Date Prepared	Date Analyzed	Analytical Method	Analyst
General Chemistry - Westborough Lab										
Solids, Total	83.4		%	0.100	NA	1	-	01/15/22 10:55	121,2540G	RI
Cyanide, Total	ND		mg/kg	1.1	0.24	1	01/20/22 14:10	01/21/22 09:14	1,9010C/9012B	CS
Chromium, Hexavalent	0.228	J	mg/kg	0.959	0.192	1	01/20/22 14:35	01/21/22 13:25	1,7196A	JT



Project Name: 501241

Lab Number: L2202232

Project Number: S01241

Report Date: 02/25/22

SAMPLE RESULTS

Lab ID: L2202232-08

Date Collected: 01/13/22 11:00

Client ID: DUP-011322

Date Received: 01/14/22

Sample Location: 43-45 LAFAYETTE AVE., SUFFERN, NY

Field Prep: Not Specified

Sample Depth:

Matrix: Soil

Parameter	Result	Qualifier	Units	RL	MDL	Dilution Factor	Date Prepared	Date Analyzed	Analytical Method	Analyst
General Chemistry - Westborough Lab										
Solids, Total	81.0		%	0.100	NA	1	-	01/15/22 10:55	121,2540G	RI
Cyanide, Total	ND		mg/kg	1.2	0.26	1	01/20/22 14:10	01/21/22 09:15	1,9010C/9012B	CS
Chromium, Hexavalent	ND		mg/kg	0.988	0.198	1	01/20/22 14:35	01/21/22 13:25	1,7196A	JT



Project Name: 501241

Lab Number: L2202232

Project Number: S01241

Report Date: 02/25/22

SAMPLE RESULTS

Lab ID: L2202232-11

Date Collected: 01/13/22 11:50

Client ID: SB-06-9.0-9.5

Date Received: 01/14/22

Sample Location: 43-45 LAFAYETTE AVE., SUFFERN, NY

Field Prep: Not Specified

Sample Depth:

Matrix: Soil

Parameter	Result	Qualifier	Units	RL	MDL	Dilution Factor	Date Prepared	Date Analyzed	Analytical Method	Analyst
General Chemistry - Westborough Lab										
Solids, Total	82.0		%	0.100	NA	1	-	01/15/22 10:55	121,2540G	RI
Cyanide, Total	ND		mg/kg	1.2	0.25	1	01/20/22 14:10	01/21/22 09:16	1,9010C/9012B	CS
Chromium, Hexavalent	ND		mg/kg	0.976	0.195	1	01/20/22 14:35	01/21/22 13:25	1,7196A	JT



Project Name: 501241

Lab Number: L2202232

Project Number: S01241

Report Date: 02/25/22

SAMPLE RESULTS

Lab ID: L2202232-14

Date Collected: 01/13/22 12:35

Client ID: SB-07-9.0-9.5

Date Received: 01/14/22

Sample Location: 43-45 LAFAYETTE AVE., SUFFERN, NY

Field Prep: Not Specified

Sample Depth:

Matrix: Soil

Parameter	Result	Qualifier	Units	RL	MDL	Dilution Factor	Date Prepared	Date Analyzed	Analytical Method	Analyst
General Chemistry - Westborough Lab										
Solids, Total	84.6		%	0.100	NA	1	-	01/15/22 10:55	121,2540G	RI
Cyanide, Total	ND		mg/kg	1.1	0.24	1	01/20/22 14:10	01/21/22 09:17	1,9010C/9012B	CS
Chromium, Hexavalent	ND		mg/kg	0.946	0.189	1	01/20/22 14:35	01/21/22 13:25	1,7196A	JT



Project Name: 501241

Lab Number: L2202232

Project Number: S01241

Report Date: 02/25/22

Method Blank Analysis
Batch Quality Control

Parameter	Result Qualifier	Units	RL	MDL	Dilution Factor	Date Prepared	Date Analyzed	Analytical Method	Analyst
General Chemistry - Westborough Lab for sample(s): 01 Batch: WG1595500-1									
Cyanide, Total	ND	mg/kg	0.98	0.21	1	01/19/22 05:00	01/19/22 10:02	1,9010C/9012B	CS
General Chemistry - Westborough Lab for sample(s): 04,07-08,11,14 Batch: WG1596281-1									
Cyanide, Total	ND	mg/kg	0.97	0.20	1	01/20/22 14:10	01/21/22 09:02	1,9010C/9012B	CS
General Chemistry - Westborough Lab for sample(s): 01,04,07-08,11,14 Batch: WG1596784-1									
Chromium, Hexavalent	ND	mg/kg	0.800	0.160	1	01/20/22 14:35	01/21/22 13:25	1,7196A	JT

Lab Control Sample Analysis

Batch Quality Control

Project Name: 501241

Project Number: S01241

Lab Number: L2202232

Report Date: 02/25/22

Parameter	LCS %Recovery	Qual	LCSD %Recovery	Qual	%Recovery Limits	RPD	Qual	RPD Limits
General Chemistry - Westborough Lab Associated sample(s): 01 Batch: WG1595500-2 WG1595500-3								
Cyanide, Total	66	Q	74	Q	80-120	10		35
General Chemistry - Westborough Lab Associated sample(s): 04,07-08,11,14 Batch: WG1596281-2 WG1596281-3								
Cyanide, Total	68	Q	108		80-120	56	Q	35
General Chemistry - Westborough Lab Associated sample(s): 01,04,07-08,11,14 Batch: WG1596784-2								
Chromium, Hexavalent	98		-		80-120	-		20

Matrix Spike Analysis Batch Quality Control

Project Name: 501241
Project Number: S01241

Lab Number: L2202232
Report Date: 02/25/22

Parameter	Native Sample	MS Added	MS Found	MS %Recovery	MSD Qual	MSD Found	MSD %Recovery	MSD Qual	Recovery Limits	RPD	RPD Qual	RPD Limits
General Chemistry - Westborough Lab Associated sample(s): 01 QC Batch ID: WG1595500-4 WG1595500-5 QC Sample: L2202544-06 Client ID: MS Sample												
Cyanide, Total	ND	12	12	100		12	110		75-125	0		35
General Chemistry - Westborough Lab Associated sample(s): 04,07-08,11,14 QC Batch ID: WG1596281-4 WG1596281-5 QC Sample: L2202232-14 Client ID: SB-07-9.0-9.5												
Cyanide, Total	ND	11	11	100		9.6	86		75-125	14		35
General Chemistry - Westborough Lab Associated sample(s): 01,04,07-08,11,14 QC Batch ID: WG1596784-4 QC Sample: L2202232-01 Client ID: SB-01-12.0-12.5												
Chromium, Hexavalent	ND	1320	1320	100		-	-		75-125	-		20

Lab Duplicate Analysis

Batch Quality Control

Project Name: 501241

Project Number: S01241

Lab Number: L2202232

Report Date: 02/25/22

Parameter	Native Sample	Duplicate Sample	Units	RPD	Qual	RPD Limits
General Chemistry - Westborough Lab Associated sample(s): 01,04,07-08,11,14 QC Batch ID: WG1594332-1 QC Sample: L2202352-01 Client ID: DUP Sample						
Solids, Total	79.2	79.4	%	0		20
General Chemistry - Westborough Lab Associated sample(s): 01,04,07-08,11,14 QC Batch ID: WG1596784-6 QC Sample: L2202232-01 Client ID: SB-01-12.0-12.5						
Chromium, Hexavalent	ND	ND	mg/kg	NC		20

Project Name: 501241

Lab Number: L2202232

Project Number: S01241

Report Date: 02/25/22

Sample Receipt and Container Information

Were project specific reporting limits specified?

YES

Cooler Information

Cooler	Custody Seal
A	Absent
B	Absent
C	Absent

Container Information

Container ID	Container Type	Cooler	Initial pH	Final pH	Temp deg C	Pres	Seal	Frozen Date/Time	Analysis(*)
L2202232-01A	Vial MeOH preserved	B	NA		2.1	Y	Absent		NYTCL-8260HLW(14)
L2202232-01B	Vial water preserved	B	NA		2.1	Y	Absent	15-JAN-22 07:02	NYTCL-8260HLW(14)
L2202232-01C	Vial water preserved	B	NA		2.1	Y	Absent	15-JAN-22 07:02	NYTCL-8260HLW(14)
L2202232-01D	Plastic 120ml unpreserved	B	NA		2.1	Y	Absent		NYTCL-8270(14),TCN-9010(14),TS(7),NYTCL-8081(14),NYTCL-8082(365),HEXCR-7196(30)
L2202232-01E	Plastic 2oz unpreserved for TS	B	NA		2.1	Y	Absent		NYTCL-8270(14),TCN-9010(14),TS(7),NYTCL-8081(14),NYTCL-8082(365),HEXCR-7196(30)
L2202232-01F	Metals Only-Glass 60mL/2oz unpreserved	B	NA		2.1	Y	Absent		BE-TI(180),AS-TI(180),BA-TI(180),AG-TI(180),AL-TI(180),TL-TI(180),CR-TI(180),NI-TI(180),CU-TI(180),SE-TI(180),SB-TI(180),ZN-TI(180),PB-TI(180),CO-TI(180),V-TI(180),HG-T(28),FE-TI(180),MG-TI(180),MN-TI(180),CD-TI(180),CA-TI(180),K-TI(180),NA-TI(180)
L2202232-01G	Plastic 8oz unpreserved	B	NA		2.1	Y	Absent		A2-NY-537-ISOTOPE(14)
L2202232-01H	Glass 250ml/8oz unpreserved	B	NA		2.1	Y	Absent		NYTCL-8270(14),TCN-9010(14),TS(7),NYTCL-8081(14),NYTCL-8082(365),HEXCR-7196(30)
L2202232-02A	Vial MeOH preserved	B	NA		2.1	Y	Absent		HOLD-8260HLW(14)
L2202232-02B	Vial water preserved	B	NA		2.1	Y	Absent	15-JAN-22 07:02	HOLD-8260HLW(14)
L2202232-02C	Vial water preserved	B	NA		2.1	Y	Absent	15-JAN-22 07:02	HOLD-8260HLW(14)
L2202232-02D	Plastic 120ml unpreserved	B	NA		2.1	Y	Absent		HOLD-WETCHEM(),HOLD-8270(14),HOLD-8081(14),HOLD-8082(14)
L2202232-02E	Plastic 2oz unpreserved for TS	B	NA		2.1	Y	Absent		HOLD-WETCHEM(),HOLD-8270(14),HOLD-8081(14),HOLD-8082(14)
L2202232-02F	Glass 60mL/2oz unpreserved	B	NA		2.1	Y	Absent		HOLD-METAL(180)
L2202232-02G	Plastic 8oz unpreserved	B	NA		2.1	Y	Absent		A2-S-EXT-537(14)
L2202232-02H	Glass 250ml/8oz unpreserved	B	NA		2.1	Y	Absent		HOLD-WETCHEM(),HOLD-8270(14),HOLD-8081(14),HOLD-8082(14)

Project Name: 501241
Project Number: S01241

Serial_No:02252209:07
Lab Number: L2202232
Report Date: 02/25/22

Container Information

Container ID	Container Type	Cooler	Initial pH	Final pH	Temp deg C	Pres	Seal	Frozen Date/Time	Analysis(*)
L2202232-03A	Vial MeOH preserved	B	NA		2.1	Y	Absent		HOLD-8260HLW(14)
L2202232-03B	Vial water preserved	B	NA		2.1	Y	Absent	15-JAN-22 07:02	HOLD-8260HLW(14)
L2202232-03C	Vial water preserved	B	NA		2.1	Y	Absent	15-JAN-22 07:02	HOLD-8260HLW(14)
L2202232-03D	Plastic 120ml unpreserved	B	NA		2.1	Y	Absent		HOLD-WETCHEM(),HOLD-8081(14),HOLD-8270(14),HOLD-8082(14)
L2202232-03E	Plastic 2oz unpreserved for TS	B	NA		2.1	Y	Absent		HOLD-WETCHEM(),HOLD-8081(14),HOLD-8270(14),HOLD-8082(14)
L2202232-03F	Glass 60mL/2oz unpreserved	B	NA		2.1	Y	Absent		HOLD-METAL(180)
L2202232-03G	Plastic 8oz unpreserved	B	NA		2.1	Y	Absent		A2-S-EXT-537(14)
L2202232-03H	Glass 250ml/8oz unpreserved	B	NA		2.1	Y	Absent		HOLD-WETCHEM(),HOLD-8081(14),HOLD-8270(14),HOLD-8082(14)
L2202232-04A	Vial MeOH preserved	A	NA		2.2	Y	Absent		NYTCL-8260HLW(14)
L2202232-04B	Vial water preserved	A	NA		2.2	Y	Absent	15-JAN-22 07:02	NYTCL-8260HLW(14)
L2202232-04C	Vial water preserved	A	NA		2.2	Y	Absent	15-JAN-22 07:02	NYTCL-8260HLW(14)
L2202232-04D	Plastic 120ml unpreserved	A	NA		2.2	Y	Absent		TCN-9010(14),NYTCL-8270(14),TS(7),NYTCL-8081(14),NYTCL-8082(365),HEXCR-7196(30)
L2202232-04E	Plastic 2oz unpreserved for TS	A	NA		2.2	Y	Absent		TCN-9010(14),NYTCL-8270(14),TS(7),NYTCL-8081(14),NYTCL-8082(365),HEXCR-7196(30)
L2202232-04F	Metals Only-Glass 60mL/2oz unpreserved	A	NA		2.2	Y	Absent		BE-TI(180),BA-TI(180),AS-TI(180),AG-TI(180),NI-TI(180),CR-TI(180),TL-TI(180),AL-TI(180),ZN-TI(180),SB-TI(180),CU-TI(180),PB-TI(180),SE-TI(180),V-TI(180),CO-TI(180),MN-TI(180),MG-TI(180),HG-T(28),FE-TI(180),K-TI(180),NA-TI(180),CA-TI(180),CD-TI(180)
L2202232-04G	Plastic 8oz unpreserved	A	NA		2.2	Y	Absent		A2-NY-537-ISOTOPE(14)
L2202232-04H	Glass 250ml/8oz unpreserved	A	NA		2.2	Y	Absent		TCN-9010(14),NYTCL-8270(14),TS(7),NYTCL-8081(14),NYTCL-8082(365),HEXCR-7196(30)
L2202232-05A	Vial MeOH preserved	A	NA		2.2	Y	Absent		HOLD-8260HLW(14)
L2202232-05B	Vial water preserved	A	NA		2.2	Y	Absent	15-JAN-22 07:02	HOLD-8260HLW(14)
L2202232-05C	Vial water preserved	A	NA		2.2	Y	Absent	15-JAN-22 07:02	HOLD-8260HLW(14)
L2202232-05D	Plastic 120ml unpreserved	A	NA		2.2	Y	Absent		HOLD-WETCHEM(),HOLD-8081(14),HOLD-8270(14),HOLD-8082(14)
L2202232-05E	Plastic 2oz unpreserved for TS	A	NA		2.2	Y	Absent		HOLD-WETCHEM(),HOLD-8081(14),HOLD-8270(14),HOLD-8082(14)
L2202232-05F	Glass 60mL/2oz unpreserved	A	NA		2.2	Y	Absent		HOLD-METAL(180)
L2202232-05G	Plastic 8oz unpreserved	A	NA		2.2	Y	Absent		A2-S-EXT-537(14)

Project Name: 501241
Project Number: S01241

Serial_No:02252209:07
Lab Number: L2202232
Report Date: 02/25/22

Container Information

Container ID	Container Type	Cooler	Initial pH	Final pH	Temp deg C	Pres	Seal	Frozen Date/Time	Analysis(*)
L2202232-05H	Glass 250ml/8oz unpreserved	A	NA		2.2	Y	Absent		HOLD-WETCHEM(),HOLD-8081(14),HOLD-8270(14),HOLD-8082(14)
L2202232-06A	Vial MeOH preserved	B	NA		2.1	Y	Absent		HOLD-8260HLW(14)
L2202232-06B	Vial water preserved	B	NA		2.1	Y	Absent	15-JAN-22 07:02	HOLD-8260HLW(14)
L2202232-06C	Vial water preserved	B	NA		2.1	Y	Absent	15-JAN-22 07:02	HOLD-8260HLW(14)
L2202232-06D	Plastic 120ml unpreserved	B	NA		2.1	Y	Absent		HOLD-WETCHEM(),HOLD-8081(14),HOLD-8270(14),HOLD-8082(14)
L2202232-06E	Plastic 2oz unpreserved for TS	B	NA		2.1	Y	Absent		HOLD-WETCHEM(),HOLD-8081(14),HOLD-8270(14),HOLD-8082(14)
L2202232-06F	Glass 60mL/2oz unpreserved	B	NA		2.1	Y	Absent		HOLD-METAL(180)
L2202232-06G	Plastic 8oz unpreserved	B	NA		2.1	Y	Absent		A2-S-EXT-537(14)
L2202232-06H	Glass 250ml/8oz unpreserved	B	NA		2.1	Y	Absent		HOLD-WETCHEM(),HOLD-8081(14),HOLD-8270(14),HOLD-8082(14)
L2202232-07A	Vial MeOH preserved	B	NA		2.1	Y	Absent		NYTCL-8260HLW(14)
L2202232-07B	Vial water preserved	B	NA		2.1	Y	Absent	15-JAN-22 07:02	NYTCL-8260HLW(14)
L2202232-07C	Vial water preserved	B	NA		2.1	Y	Absent	15-JAN-22 07:02	NYTCL-8260HLW(14)
L2202232-07D	Plastic 120ml unpreserved	B	NA		2.1	Y	Absent		TCN-9010(14),NYTCL-8270(14),TS(7),NYTCL-8081(14),NYTCL-8082(365),HEXCR-7196(30)
L2202232-07E	Plastic 2oz unpreserved for TS	B	NA		2.1	Y	Absent		TCN-9010(14),NYTCL-8270(14),TS(7),NYTCL-8081(14),NYTCL-8082(365),HEXCR-7196(30)
L2202232-07F	Metals Only-Glass 60mL/2oz unpreserved	B	NA		2.1	Y	Absent		BE-TI(180),AS-TI(180),BA-TI(180),AG-TI(180),AL-TI(180),CR-TI(180),NI-TI(180),TL-TI(180),CU-TI(180),SE-TI(180),PB-TI(180),SB-TI(180),ZN-TI(180),CO-TI(180),V-TI(180),MN-TI(180),HG-T(28),MG-TI(180),FE-TI(180),NA-TI(180),CD-TI(180),K-TI(180),CA-TI(180)
L2202232-07G	Plastic 8oz unpreserved	B	NA		2.1	Y	Absent		A2-NY-537-ISOTOPE(14)
L2202232-07H	Glass 250ml/8oz unpreserved	B	NA		2.1	Y	Absent		TCN-9010(14),NYTCL-8270(14),TS(7),NYTCL-8081(14),NYTCL-8082(365),HEXCR-7196(30)
L2202232-08A	Vial MeOH preserved	B	NA		2.1	Y	Absent		NYTCL-8260HLW(14)
L2202232-08B	Vial water preserved	B	NA		2.1	Y	Absent	15-JAN-22 07:02	NYTCL-8260HLW(14)
L2202232-08C	Vial water preserved	B	NA		2.1	Y	Absent	15-JAN-22 07:02	NYTCL-8260HLW(14)
L2202232-08D	Plastic 120ml unpreserved	B	NA		2.1	Y	Absent		TCN-9010(14),NYTCL-8270(14),TS(7),NYTCL-8081(14),NYTCL-8082(365),HEXCR-7196(30)
L2202232-08E	Plastic 2oz unpreserved for TS	B	NA		2.1	Y	Absent		TCN-9010(14),NYTCL-8270(14),TS(7),NYTCL-8081(14),NYTCL-8082(365),HEXCR-7196(30)

Project Name: 501241

Lab Number: L2202232

Project Number: S01241

Report Date: 02/25/22

Container Information

Container ID	Container Type	Cooler	Initial pH	Final pH	Temp deg C	Pres	Seal	Frozen Date/Time	Analysis(*)
L2202232-08F	Metals Only-Glass 60mL/2oz unpreserved	B	NA		2.1	Y	Absent		BE-TI(180),BA-TI(180),AS-TI(180),AG-TI(180),AL-TI(180),NI-TI(180),CR-TI(180),TL-TI(180),PB-TI(180),CU-TI(180),SE-TI(180),ZN-TI(180),SB-TI(180),V-TI(180),CO-TI(180),HG-T(28),FE-TI(180),MG-TI(180),MN-TI(180),CD-TI(180),NA-TI(180),CA-TI(180),K-TI(180)
L2202232-08G	Plastic 8oz unpreserved	B	NA		2.1	Y	Absent		A2-NY-537-ISOTOPE(14)
L2202232-08H	Glass 250ml/8oz unpreserved	B	NA		2.1	Y	Absent		TCN-9010(14),NYTCL-8270(14),TS(7),NYTCL-8081(14),NYTCL-8082(365),HEXCR-7196(30)
L2202232-09A	Vial MeOH preserved	C	NA		2.2	Y	Absent		HOLD-8260HLW(14)
L2202232-09B	Vial water preserved	C	NA		2.2	Y	Absent	15-JAN-22 07:02	HOLD-8260HLW(14)
L2202232-09C	Vial water preserved	C	NA		2.2	Y	Absent	15-JAN-22 07:02	HOLD-8260HLW(14)
L2202232-09D	Plastic 120ml unpreserved	C	NA		2.2	Y	Absent		HOLD-WETCHEM(),HOLD-8270(14),HOLD-8081(14),HOLD-8082(14)
L2202232-09E	Plastic 2oz unpreserved for TS	C	NA		2.2	Y	Absent		HOLD-WETCHEM(),HOLD-8270(14),HOLD-8081(14),HOLD-8082(14)
L2202232-09F	Glass 60mL/2oz unpreserved	C	NA		2.2	Y	Absent		HOLD-METAL(180)
L2202232-09G	Plastic 8oz unpreserved	C	NA		2.2	Y	Absent		A2-S-EXT-537(14)
L2202232-09H	Glass 250ml/8oz unpreserved	C	NA		2.2	Y	Absent		HOLD-WETCHEM(),HOLD-8270(14),HOLD-8081(14),HOLD-8082(14)
L2202232-10A	Vial MeOH preserved	C	NA		2.2	Y	Absent		HOLD-8260HLW(14)
L2202232-10B	Vial water preserved	C	NA		2.2	Y	Absent	15-JAN-22 07:02	HOLD-8260HLW(14)
L2202232-10C	Vial water preserved	C	NA		2.2	Y	Absent	15-JAN-22 07:02	HOLD-8260HLW(14)
L2202232-10D	Plastic 120ml unpreserved	C	NA		2.2	Y	Absent		HOLD-WETCHEM(),HOLD-8081(14),HOLD-8270(14),HOLD-8082(14)
L2202232-10E	Plastic 2oz unpreserved for TS	C	NA		2.2	Y	Absent		HOLD-WETCHEM(),HOLD-8081(14),HOLD-8270(14),HOLD-8082(14)
L2202232-10F	Glass 60mL/2oz unpreserved	C	NA		2.2	Y	Absent		HOLD-METAL(180)
L2202232-10G	Plastic 8oz unpreserved	C	NA		2.2	Y	Absent		A2-S-EXT-537(14)
L2202232-10H	Glass 250ml/8oz unpreserved	C	NA		2.2	Y	Absent		HOLD-WETCHEM(),HOLD-8081(14),HOLD-8270(14),HOLD-8082(14)
L2202232-11A	Vial MeOH preserved	C	NA		2.2	Y	Absent		NYTCL-8260HLW(14)
L2202232-11B	Vial water preserved	C	NA		2.2	Y	Absent	15-JAN-22 07:02	NYTCL-8260HLW(14)
L2202232-11C	Vial water preserved	C	NA		2.2	Y	Absent	15-JAN-22 07:02	NYTCL-8260HLW(14)
L2202232-11D	Plastic 120ml unpreserved	C	NA		2.2	Y	Absent		NYTCL-8270(14),TCN-9010(14),TS(7),NYTCL-8081(14),NYTCL-8082(365),HEXCR-7196(30)

Project Name: 501241

Lab Number: L2202232

Project Number: S01241

Report Date: 02/25/22

Container Information

Container ID	Container Type	Cooler	Initial pH	Final pH	Temp deg C	Pres	Seal	Frozen Date/Time	Analysis(*)
L2202232-11E	Plastic 2oz unpreserved for TS	C	NA		2.2	Y	Absent		NYTCL-8270(14),TCN-9010(14),TS(7),NYTCL-8081(14),NYTCL-8082(365),HEXCR-7196(30)
L2202232-11F	Metals Only-Glass 60mL/2oz unpreserved	C	NA		2.2	Y	Absent		BE-TI(180),AS-TI(180),BA-TI(180),AG-TI(180),CR-TI(180),NI-TI(180),TL-TI(180),AL-TI(180),PB-TI(180),SB-TI(180),SE-TI(180),ZN-TI(180),CU-TI(180),CO-TI(180),V-TI(180),MG-TI(180),HG-T(28),FE-TI(180),MN-TI(180),CD-TI(180),CA-TI(180),K-TI(180),NA-TI(180)
L2202232-11G	Plastic 8oz unpreserved	C	NA		2.2	Y	Absent		A2-NY-537-ISOTOPE(14)
L2202232-11H	Glass 250ml/8oz unpreserved	C	NA		2.2	Y	Absent		NYTCL-8270(14),TCN-9010(14),TS(7),NYTCL-8081(14),NYTCL-8082(365),HEXCR-7196(30)
L2202232-12A	Vial MeOH preserved	A	NA		2.2	Y	Absent		HOLD-8260HLW(14)
L2202232-12B	Vial water preserved	A	NA		2.2	Y	Absent	15-JAN-22 07:02	HOLD-8260HLW(14)
L2202232-12C	Vial water preserved	A	NA		2.2	Y	Absent	15-JAN-22 07:02	HOLD-8260HLW(14)
L2202232-12D	Plastic 120ml unpreserved	A	NA		2.2	Y	Absent		HOLD-WETCHEM(),HOLD-8270(14),HOLD-8081(14),HOLD-8082(14)
L2202232-12E	Plastic 2oz unpreserved for TS	A	NA		2.2	Y	Absent		HOLD-WETCHEM(),HOLD-8270(14),HOLD-8081(14),HOLD-8082(14)
L2202232-12F	Glass 60mL/2oz unpreserved	A	NA		2.2	Y	Absent		HOLD-METAL(180)
L2202232-12G	Plastic 8oz unpreserved	A	NA		2.2	Y	Absent		A2-S-EXT-537(14)
L2202232-12H	Glass 250ml/8oz unpreserved	A	NA		2.2	Y	Absent		HOLD-WETCHEM(),HOLD-8270(14),HOLD-8081(14),HOLD-8082(14)
L2202232-13A	Vial MeOH preserved	A	NA		2.2	Y	Absent		HOLD-8260HLW(14)
L2202232-13B	Vial water preserved	A	NA		2.2	Y	Absent	15-JAN-22 07:02	HOLD-8260HLW(14)
L2202232-13C	Vial water preserved	A	NA		2.2	Y	Absent	15-JAN-22 07:02	HOLD-8260HLW(14)
L2202232-13D	Plastic 120ml unpreserved	A	NA		2.2	Y	Absent		HOLD-WETCHEM(),HOLD-8081(14),HOLD-8270(14),HOLD-8082(14)
L2202232-13E	Plastic 2oz unpreserved for TS	A	NA		2.2	Y	Absent		HOLD-WETCHEM(),HOLD-8081(14),HOLD-8270(14),HOLD-8082(14)
L2202232-13F	Glass 60mL/2oz unpreserved	A	NA		2.2	Y	Absent		HOLD-METAL(180)
L2202232-13G	Plastic 8oz unpreserved	A	NA		2.2	Y	Absent		A2-S-EXT-537(14)
L2202232-13H	Glass 250ml/8oz unpreserved	A	NA		2.2	Y	Absent		HOLD-WETCHEM(),HOLD-8081(14),HOLD-8270(14),HOLD-8082(14)
L2202232-14A	Vial MeOH preserved	C	NA		2.2	Y	Absent		NYTCL-8260HLW(14)
L2202232-14B	Vial water preserved	C	NA		2.2	Y	Absent	15-JAN-22 07:02	NYTCL-8260HLW(14)
L2202232-14C	Vial water preserved	C	NA		2.2	Y	Absent	15-JAN-22 07:02	NYTCL-8260HLW(14)

Project Name: 501241
Project Number: S01241

Serial_No:02252209:07
Lab Number: L2202232
Report Date: 02/25/22

Container Information

Container ID	Container Type	Cooler	Initial pH	Final pH	Temp deg C	Pres	Seal	Frozen Date/Time	Analysis(*)
L2202232-14D	Plastic 120ml unpreserved	C	NA		2.2	Y	Absent		TCN-9010(14),NYTCL-8270(14),TS(7),NYTCL-8081(14),NYTCL-8082(365),HEXCR-7196(30)
L2202232-14E	Plastic 2oz unpreserved for TS	C	NA		2.2	Y	Absent		TCN-9010(14),NYTCL-8270(14),TS(7),NYTCL-8081(14),NYTCL-8082(365),HEXCR-7196(30)
L2202232-14F	Metals Only-Glass 60mL/2oz unpreserved	C	NA		2.2	Y	Absent		BE-TI(180),AS-TI(180),BA-TI(180),AG-TI(180),NI-TI(180),AL-TI(180),CR-TI(180),TL-TI(180),SE-TI(180),CU-TI(180),ZN-TI(180),PB-TI(180),SB-TI(180),V-TI(180),CO-TI(180),FE-TI(180),HG-T(28),MG-TI(180),MN-TI(180),CA-TI(180),CD-TI(180),K-TI(180),NA-TI(180)
L2202232-14G	Plastic 8oz unpreserved	C	NA		2.2	Y	Absent		A2-NY-537-ISOTOPE(14)
L2202232-14H	Glass 250ml/8oz unpreserved	C	NA		2.2	Y	Absent		TCN-9010(14),NYTCL-8270(14),TS(7),NYTCL-8081(14),NYTCL-8082(365),HEXCR-7196(30)
L2202232-15A	Vial MeOH preserved	A	NA		2.2	Y	Absent		HOLD-8260HLW(14)
L2202232-15B	Vial water preserved	A	NA		2.2	Y	Absent	15-JAN-22 07:02	HOLD-8260HLW(14)
L2202232-15C	Vial water preserved	A	NA		2.2	Y	Absent	15-JAN-22 07:02	HOLD-8260HLW(14)
L2202232-15D	Plastic 120ml unpreserved	A	NA		2.2	Y	Absent		HOLD-WETCHEM(),HOLD-8270(14),HOLD-8081(14),HOLD-8082(14)
L2202232-15E	Plastic 2oz unpreserved for TS	A	NA		2.2	Y	Absent		HOLD-WETCHEM(),HOLD-8270(14),HOLD-8081(14),HOLD-8082(14)
L2202232-15F	Glass 60mL/2oz unpreserved	A	NA		2.2	Y	Absent		HOLD-METAL(180)
L2202232-15G	Plastic 8oz unpreserved	A	NA		2.2	Y	Absent		A2-S-EXT-537(14)
L2202232-15H	Glass 250ml/8oz unpreserved	A	NA		2.2	Y	Absent		HOLD-WETCHEM(),HOLD-8270(14),HOLD-8081(14),HOLD-8082(14)
L2202232-16A	Vial MeOH preserved	C	NA		2.2	Y	Absent		HOLD-8260HLW(14)
L2202232-16B	Vial water preserved	C	NA		2.2	Y	Absent	15-JAN-22 07:02	HOLD-8260HLW(14)
L2202232-16C	Vial water preserved	C	NA		2.2	Y	Absent	15-JAN-22 07:02	HOLD-8260HLW(14)
L2202232-16D	Plastic 120ml unpreserved	C	NA		2.2	Y	Absent		HOLD-WETCHEM(),HOLD-8270(14),HOLD-8081(14),HOLD-8082(14)
L2202232-16E	Plastic 2oz unpreserved for TS	C	NA		2.2	Y	Absent		HOLD-WETCHEM(),HOLD-8270(14),HOLD-8081(14),HOLD-8082(14)
L2202232-16F	Glass 60mL/2oz unpreserved	C	NA		2.2	Y	Absent		HOLD-METAL(180)
L2202232-16G	Plastic 8oz unpreserved	C	NA		2.2	Y	Absent		A2-S-EXT-537(14)
L2202232-16H	Glass 250ml/8oz unpreserved	C	NA		2.2	Y	Absent		HOLD-WETCHEM(),HOLD-8270(14),HOLD-8081(14),HOLD-8082(14)
L2202232-17A	Plastic 250ml unpreserved	A	NA		2.2	Y	Absent		A2-NY-537-ISOTOPE(14)
L2202232-17B	Plastic 250ml unpreserved	A	NA		2.2	Y	Absent		A2-NY-537-ISOTOPE(14)

Project Name: 501241

Project Number: S01241

Serial_No:02252209:07

Lab Number: L2202232

Report Date: 02/25/22

Container Information

Container ID **Container Type**

Cooler	Initial pH	Final pH	Temp deg C	Pres	Seal	Frozen Date/Time	Analysis(*)
---------------	-----------------------	---------------------	-----------------------	-------------	-------------	-----------------------------	--------------------

Project Name: 501241
Project Number: S01241

Serial_No:02252209:07
Lab Number: L2202232
Report Date: 02/25/22

PFAS PARAMETER SUMMARY

Parameter	Acronym	CAS Number
PERFLUOROALKYL CARBOXYLIC ACIDS (PFCAs)		
Perfluorooctadecanoic Acid	PFODA	16517-11-6
Perfluorohexadecanoic Acid	PFHxDA	67905-19-5
Perfluorotetradecanoic Acid	PFTA	376-06-7
Perfluorotridecanoic Acid	PFTrDA	72629-94-8
Perfluorododecanoic Acid	PFDoA	307-55-1
Perfluoroundecanoic Acid	PFUnA	2058-94-8
Perfluorodecanoic Acid	PFDA	335-76-2
Perfluorononanoic Acid	PFNA	375-95-1
Perfluorooctanoic Acid	PFOA	335-67-1
Perfluoroheptanoic Acid	PFHpA	375-85-9
Perfluorohexanoic Acid	PFHxA	307-24-4
Perfluoropentanoic Acid	PFPeA	2706-90-3
Perfluorobutanoic Acid	PFBA	375-22-4
PERFLUOROALKYL SULFONIC ACIDS (PFSAs)		
Perfluorododecanesulfonic Acid	PFDoDS	79780-39-5
Perfluorodecanesulfonic Acid	PFDS	335-77-3
Perfluorononanesulfonic Acid	PFNS	68259-12-1
Perfluorooctanesulfonic Acid	PFOS	1763-23-1
Perfluoroheptanesulfonic Acid	PFHpS	375-92-8
Perfluorohexanesulfonic Acid	PFHxS	355-46-4
Perfluoropentanesulfonic Acid	PFPeS	2706-91-4
Perfluorobutanesulfonic Acid	PFBS	375-73-5
FLUOROTELOMERS		
1H,1H,2H,2H-Perfluorododecanesulfonic Acid	10:2FTS	120226-60-0
1H,1H,2H,2H-Perfluorodecanesulfonic Acid	8:2FTS	39108-34-4
1H,1H,2H,2H-Perfluorooctanesulfonic Acid	6:2FTS	27619-97-2
1H,1H,2H,2H-Perfluorohexanesulfonic Acid	4:2FTS	757124-72-4
PERFLUOROALKANE SULFONAMIDES (FASAs)		
Perfluorooctanesulfonamide	FOSA	754-91-6
N-Ethyl Perfluorooctane Sulfonamide	NEtFOSA	4151-50-2
N-Methyl Perfluorooctane Sulfonamide	NMeFOSA	31506-32-8
PERFLUOROALKANE SULFONYL SUBSTANCES		
N-Ethyl Perfluorooctanesulfonamido Ethanol	NEtFOSE	1691-99-2
N-Methyl Perfluorooctanesulfonamido Ethanol	NMeFOSE	24448-09-7
N-Ethyl Perfluorooctanesulfonamidoacetic Acid	NEtFOSAA	2991-50-6
N-Methyl Perfluorooctanesulfonamidoacetic Acid	NMeFOSAA	2355-31-9
PER- and POLYFLUOROALKYL ETHER CARBOXYLIC ACIDS		
2,3,3,3-Tetrafluoro-2-[1,1,2,2,3,3,3-Heptafluoropropoxy]-Propanoic Acid	HFPO-DA	13252-13-6
4,8-Dioxa-3h-Perfluorononanoic Acid	ADONA	919005-14-4
CHLORO-PERFLUOROALKYL SULFONIC ACIDS		
11-Chloroeicosafuoro-3-Oxaundecane-1-Sulfonic Acid	11Cl-PF3OUdS	763051-92-9
9-Chlorohexadecafluoro-3-Oxanone-1-Sulfonic Acid	9Cl-PF3ONS	756426-58-1
PERFLUOROETHER SULFONIC ACIDS (PFESAs)		
Perfluoro(2-Ethoxyethane)Sulfonic Acid	PFEEESA	113507-82-7
PERFLUOROETHER/POLYETHER CARBOXYLIC ACIDS (PFPCAs)		
Perfluoro-3-Methoxypropanoic Acid	PFMPA	377-73-1
Perfluoro-4-Methoxybutanoic Acid	PFMBA	863090-89-5
Nonafluoro-3,6-Dioxaheptanoic Acid	NFDHA	151772-58-6

Project Name: 501241
Project Number: S01241

Lab Number: L2202232
Report Date: 02/25/22

GLOSSARY

Acronyms

DL	- Detection Limit: This value represents the level to which target analyte concentrations are reported as estimated values, when those target analyte concentrations are quantified below the limit of quantitation (LOQ). The DL includes any adjustments from dilutions, concentrations or moisture content, where applicable. (DoD report formats only.)
EDL	- Estimated Detection Limit: This value represents the level to which target analyte concentrations are reported as estimated values, when those target analyte concentrations are quantified below the reporting limit (RL). The EDL includes any adjustments from dilutions, concentrations or moisture content, where applicable. The use of EDLs is specific to the analysis of PAHs using Solid-Phase Microextraction (SPME).
EMPC	- Estimated Maximum Possible Concentration: The concentration that results from the signal present at the retention time of an analyte when the ions meet all of the identification criteria except the ion abundance ratio criteria. An EMPC is a worst-case estimate of the concentration.
EPA	- Environmental Protection Agency.
LCS	- Laboratory Control Sample: A sample matrix, free from the analytes of interest, spiked with verified known amounts of analytes or a material containing known and verified amounts of analytes.
LCSD	- Laboratory Control Sample Duplicate: Refer to LCS.
LFB	- Laboratory Fortified Blank: A sample matrix, free from the analytes of interest, spiked with verified known amounts of analytes or a material containing known and verified amounts of analytes.
LOD	- Limit of Detection: This value represents the level to which a target analyte can reliably be detected for a specific analyte in a specific matrix by a specific method. The LOD includes any adjustments from dilutions, concentrations or moisture content, where applicable. (DoD report formats only.)
LOQ	- Limit of Quantitation: The value at which an instrument can accurately measure an analyte at a specific concentration. The LOQ includes any adjustments from dilutions, concentrations or moisture content, where applicable. (DoD report formats only.) Limit of Quantitation: The value at which an instrument can accurately measure an analyte at a specific concentration. The LOQ includes any adjustments from dilutions, concentrations or moisture content, where applicable. (DoD report formats only.)
MDL	- Method Detection Limit: This value represents the level to which target analyte concentrations are reported as estimated values, when those target analyte concentrations are quantified below the reporting limit (RL). The MDL includes any adjustments from dilutions, concentrations or moisture content, where applicable.
MS	- Matrix Spike Sample: A sample prepared by adding a known mass of target analyte to a specified amount of matrix sample for which an independent estimate of target analyte concentration is available. For Method 332.0, the spike recovery is calculated using the native concentration, including estimated values.
MSD	- Matrix Spike Sample Duplicate: Refer to MS.
NA	- Not Applicable.
NC	- Not Calculated: Term is utilized when one or more of the results utilized in the calculation are non-detect at the parameter's reporting unit.
NDPA/DPA	- N-Nitrosodiphenylamine/Diphenylamine.
NI	- Not Ignitable.
NP	- Non-Plastic: Term is utilized for the analysis of Atterberg Limits in soil.
NR	- No Results: Term is utilized when 'No Target Compounds Requested' is reported for the analysis of Volatile or Semivolatile Organic TIC only requests.
RL	- Reporting Limit: The value at which an instrument can accurately measure an analyte at a specific concentration. The RL includes any adjustments from dilutions, concentrations or moisture content, where applicable.
RPD	- Relative Percent Difference: The results from matrix and/or matrix spike duplicates are primarily designed to assess the precision of analytical results in a given matrix and are expressed as relative percent difference (RPD). Values which are less than five times the reporting limit for any individual parameter are evaluated by utilizing the absolute difference between the values; although the RPD value will be provided in the report.
SRM	- Standard Reference Material: A reference sample of a known or certified value that is of the same or similar matrix as the associated field samples.
STLP	- Semi-dynamic Tank Leaching Procedure per EPA Method 1315.
TEF	- Toxic Equivalency Factors: The values assigned to each dioxin and furan to evaluate their toxicity relative to 2,3,7,8-TCDD.
TEQ	- Toxic Equivalent: The measure of a sample's toxicity derived by multiplying each dioxin and furan by its corresponding TEF and then summing the resulting values.
TIC	- Tentatively Identified Compound: A compound that has been identified to be present and is not part of the target compound list (TCL) for the method and/or program. All TICs are qualitatively identified and reported as estimated concentrations.

Report Format: DU Report with 'J' Qualifiers



Project Name: 501241
Project Number: S01241

Lab Number: L2202232
Report Date: 02/25/22

Footnotes

- 1 - The reference for this analyte should be considered modified since this analyte is absent from the target analyte list of the original method.

Terms

Analytical Method: Both the document from which the method originates and the analytical reference method. (Example: EPA 8260B is shown as 1,8260B.) The codes for the reference method documents are provided in the References section of the Addendum.

Difference: With respect to Total Oxidizable Precursor (TOP) Assay analysis, the difference is defined as the Post-Treatment value minus the Pre-Treatment value.

Final pH: As it pertains to Sample Receipt & Container Information section of the report, Final pH reflects pH of container determined after adjustment at the laboratory, if applicable. If no adjustment required, value reflects Initial pH.

Frozen Date/Time: With respect to Volatile Organics in soil, Frozen Date/Time reflects the date/time at which associated Reagent Water-preserved vials were initially frozen. Note: If frozen date/time is beyond 48 hours from sample collection, value will be reflected in 'bold'.

Initial pH: As it pertains to Sample Receipt & Container Information section of the report, Initial pH reflects pH of container determined upon receipt, if applicable.

PAH Total: With respect to Alkylated PAH analyses, the 'PAHs, Total' result is defined as the summation of results for all or a subset of the following compounds: Naphthalene, C1-C4 Naphthalenes, 2-Methylnaphthalene, 1-Methylnaphthalene, Biphenyl, Acenaphthylene, Acenaphthene, Fluorene, C1-C3 Fluorenes, Phenanthrene, C1-C4 Phenanthrenes/Anthracenes, Anthracene, Fluoranthene, Pyrene, C1-C4 Fluoranthenes/Pyrenes, Benz(a)anthracene, Chrysene, C1-C4 Chrysenes, Benzo(b)fluoranthene, Benzo(j)+(k)fluoranthene, Benzo(e)pyrene, Benzo(a)pyrene, Perylene, Indeno(1,2,3-cd)pyrene, Dibenz(ah)+(ac)anthracene, Benzo(g,h,i)perylene. If a 'Total' result is requested, the results of its individual components will also be reported.

PFAS Total: With respect to PFAS analyses, the 'PFAS, Total (5)' result is defined as the summation of results for: PFHpA, PFHxS, PFOA, PFNA and PFOS. In addition, the 'PFAS, Total (6)' result is defined as the summation of results for: PFHpA, PFHxS, PFOA, PFNA, PFDA and PFOS. For MassDEP DW compliance analysis only, the 'PFAS, Total (6)' result is defined as the summation of results at or above the RL. Note: If a 'Total' result is requested, the results of its individual components will also be reported.

The target compound Chlordane (CAS No. 57-74-9) is reported for GC ECD analyses. Per EPA, this compound "refers to a mixture of chlordane isomers, other chlorinated hydrocarbons and numerous other components." (Reference: USEPA Toxicological Review of Chlordane, In Support of Summary Information on the Integrated Risk Information System (IRIS), December 1997.)

Total: With respect to Organic analyses, a 'Total' result is defined as the summation of results for individual isomers or Aroclors. If a 'Total' result is requested, the results of its individual components will also be reported. This is applicable to 'Total' results for methods 8260, 8081 and 8082.

Data Qualifiers

- A** - Spectra identified as "Aldol Condensates" are byproducts of the extraction/concentration procedures when acetone is introduced in the process.
- B** - The analyte was detected above the reporting limit in the associated method blank. Flag only applies to associated field samples that have detectable concentrations of the analyte at less than ten times (10x) the concentration found in the blank. For MCP-related projects, flag only applies to associated field samples that have detectable concentrations of the analyte at less than ten times (10x) the concentration found in the blank. For DOD-related projects, flag only applies to associated field samples that have detectable concentrations of the analyte at less than ten times (10x) the concentration found in the blank AND the analyte was detected above one-half the reporting limit (or above the reporting limit for common lab contaminants) in the associated method blank. For NJ-Air-related projects, flag only applies to associated field samples that have detectable concentrations of the analyte above the reporting limit. For NJ-related projects (excluding Air), flag only applies to associated field samples that have detectable concentrations of the analyte, which was detected above the reporting limit in the associated method blank or above five times the reporting limit for common lab contaminants (Phthalates, Acetone, Methylene Chloride, 2-Butanone).
- C** - Co-elution: The target analyte co-elutes with a known lab standard (i.e. surrogate, internal standards, etc.) for co-extracted analyses.
- D** - Concentration of analyte was quantified from diluted analysis. Flag only applies to field samples that have detectable concentrations of the analyte.
- E** - Concentration of analyte exceeds the range of the calibration curve and/or linear range of the instrument.
- F** - The ratio of quantifier ion response to qualifier ion response falls outside of the laboratory criteria. Results are considered to be an estimated maximum concentration.
- G** - The concentration may be biased high due to matrix interferences (i.e. co-elution) with non-target compound(s). The result should be considered estimated.
- H** - The analysis of pH was performed beyond the regulatory-required holding time of 15 minutes from the time of sample collection.
- I** - The lower value for the two columns has been reported due to obvious interference.
- J** - Estimated value. The Target analyte concentration is below the quantitation limit (RL), but above the Method Detection Limit (MDL) or Estimated Detection Limit (EDL) for SPME-related analyses. This represents an estimated concentration for Tentatively Identified Compounds (TICs).
- M** - Reporting Limit (RL) exceeds the MCP CAM Reporting Limit for this analyte.
- ND** - Not detected at the method detection limit (MDL) for the sample, or estimated detection limit (EDL) for SPME-related analyses.

Report Format: DU Report with 'J' Qualifiers



Project Name: 501241
Project Number: S01241

Lab Number: L2202232
Report Date: 02/25/22

Data Qualifiers

- NJ** - Presumptive evidence of compound. This represents an estimated concentration for Tentatively Identified Compounds (TICs), where the identification is based on a mass spectral library search.
- P** - The RPD between the results for the two columns exceeds the method-specified criteria.
- Q** - The quality control sample exceeds the associated acceptance criteria. For DOD-related projects, LCS and/or Continuing Calibration Standard exceedences are also qualified on all associated sample results. Note: This flag is not applicable for matrix spike recoveries when the sample concentration is greater than 4x the spike added or for batch duplicate RPD when the sample concentrations are less than 5x the RL. (Metals only.)
- R** - Analytical results are from sample re-analysis.
- RE** - Analytical results are from sample re-extraction.
- S** - Analytical results are from modified screening analysis.
- V** - The surrogate associated with this target analyte has a recovery outside the QC acceptance limits. (Applicable to MassDEP DW Compliance samples only.)
- Z** - The batch matrix spike and/or duplicate associated with this target analyte has a recovery/RPD outside the QC acceptance limits. (Applicable to MassDEP DW Compliance samples only.)

Project Name: 501241
Project Number: S01241

Lab Number: L2202232
Report Date: 02/25/22

REFERENCES

- 1 Test Methods for Evaluating Solid Waste: Physical/Chemical Methods. EPA SW-846. Third Edition. Updates I - VI, 2018.
- 121 Standard Methods for the Examination of Water and Wastewater. APHA-AWWA-WEF. Standard Methods Online.
- 134 Determination of Selected Perfluorinated Alkyl Acids in Drinking Water by Solid Phase Extraction and Liquid Chromatography/Tandem Mass Spectrometry (LC/MS/MS) using Isotope Dilution. Alpha SOP 23528.

LIMITATION OF LIABILITIES

Alpha Analytical performs services with reasonable care and diligence normal to the analytical testing laboratory industry. In the event of an error, the sole and exclusive responsibility of Alpha Analytical shall be to re-perform the work at it's own expense. In no event shall Alpha Analytical be held liable for any incidental, consequential or special damages, including but not limited to, damages in any way connected with the use of, interpretation of, information or analysis provided by Alpha Analytical.

We strongly urge our clients to comply with EPA protocol regarding sample volume, preservation, cooling, containers, sampling procedures, holding time and splitting of samples in the field.



Certification Information

The following analytes are not included in our Primary NELAP Scope of Accreditation:

Westborough Facility

EPA 624/624.1: m/p-xylene, o-xylene, Naphthalene

EPA 625/625.1: alpha-Terpineol

EPA 8260C/8260D: NPW: 1,2,4,5-Tetramethylbenzene; 4-Ethyltoluene, Azobenzene; SCM: Iodomethane (methyl iodide), 1,2,4,5-Tetramethylbenzene; 4-Ethyltoluene.

EPA 8270D/8270E: NPW: Dimethylnaphthalene, 1,4-Diphenylhydrazine, alpha-Terpineol; SCM: Dimethylnaphthalene, 1,4-Diphenylhydrazine.

SM4500: NPW: Amenable Cyanide; SCM: Total Phosphorus, TKN, NO₂, NO₃.

Mansfield Facility

SM 2540D: TSS

EPA 8082A: NPW: PCB: 1, 5, 31, 87,101, 110, 141, 151, 153, 180, 183, 187.

EPA TO-15: Halothane, 2,4,4-Trimethyl-2-pentene, 2,4,4-Trimethyl-1-pentene, Thiophene, 2-Methylthiophene,

3-Methylthiophene, 2-Ethylthiophene, 1,2,3-Trimethylbenzene, Indan, Indene, 1,2,4,5-Tetramethylbenzene, Benzothiophene, 1-Methylnaphthalene.

Biological Tissue Matrix: EPA 3050B

The following analytes are included in our Massachusetts DEP Scope of Accreditation

Westborough Facility:

Drinking Water

EPA 300.0: Chloride, Nitrate-N, Fluoride, Sulfate; **EPA 353.2:** Nitrate-N, Nitrite-N; **SM4500NO3-F:** Nitrate-N, Nitrite-N; **SM4500F-C, SM4500CN-CE,**

EPA 180.1, SM2130B, SM4500CI-D, SM2320B, SM2540C, SM4500H-B, SM4500NO2-B

EPA 332: Perchlorate; **EPA 524.2:** THMs and VOCs; **EPA 504.1:** EDB, DBCP.

Microbiology: **SM9215B; SM9223-P/A, SM9223B-Colilert-QT, SM9222D.**

Non-Potable Water

SM4500H,B, EPA 120.1, SM2510B, SM2540C, SM2320B, SM4500CL-E, SM4500F-BC, SM4500NH3-BH: Ammonia-N and Kjeldahl-N, **EPA 350.1:**

Ammonia-N, **LCHAT 10-107-06-1-B:** Ammonia-N, **EPA 351.1, SM4500NO3-F, EPA 353.2:** Nitrate-N, **SM4500P-E, SM4500P-B, E, SM4500SO4-E,**

SM5220D, EPA 410.4, SM5210B, SM5310C, SM4500CL-D, EPA 1664, EPA 420.1, SM4500-CN-CE, SM2540D, EPA 300: Chloride, Sulfate, Nitrate.

EPA 624.1: Volatile Halocarbons & Aromatics,

EPA 608.3: Chlordane, Toxaphene, Aldrin, alpha-BHC, beta-BHC, gamma-BHC, delta-BHC, Dieldrin, DDD, DDE, DDT, Endosulfan I, Endosulfan II,

Endosulfan sulfate, Endrin, Endrin Aldehyde, Heptachlor, Heptachlor Epoxide, PCBs

EPA 625.1: SVOC (Acid/Base/Neutral Extractables), **EPA 600/4-81-045:** PCB-Oil.

Microbiology: **SM9223B-Colilert-QT; Enterolert-QT, SM9221E, EPA 1600, EPA 1603, SM9222D.**

Mansfield Facility:

Drinking Water

EPA 200.7: Al, Ba, Cd, Cr, Cu, Fe, Mn, Ni, Na, Ag, Ca, Zn. **EPA 200.8:** Al, Sb, As, Ba, Be, Cd, Cr, Cu, Pb, Mn, Ni, Se, Ag, TL, Zn. **EPA 245.1 Hg.**

EPA 522, EPA 537.1.

Non-Potable Water


EPA 200.7: Al, Sb, As, Be, Cd, Ca, Cr, Co, Cu, Fe, Pb, Mg, Mn, Mo, Ni, K, Se, Ag, Na, Sr, TL, Ti, V, Zn.

EPA 200.8: Al, Sb, As, Be, Cd, Cr, Cu, Fe, Pb, Mn, Ni, K, Se, Ag, Na, TL, Zn.

EPA 245.1 Hg.

SM2340B

For a complete listing of analytes and methods, please contact your Alpha Project Manager.

 NEW YORK CHAIN OF CUSTODY	Service Centers Mahwah, NJ 07430: 35 Whitney Rd, Suite 5 Albany, NY 12205: 14 Walker Way Tonawanda, NY 14150: 275 Cooper Ave, Suite 105	Page 1	Date Rec'd in Lab	1/15/22	ALPHA Job #	L2202232	
		of 2					
Westborough, MA 01581 8 Walkup Dr. TEL: 508-898-9220 FAX: 508-898-9193	Mansfield, MA 02048 320 Forbes Blvd TEL: 508-822-9300 FAX: 508-822-3288	Project Information		Deliverables		Billing Information	
Client Information		Project Name: <u>501241</u>		<input type="checkbox"/> ASP-A <input type="checkbox"/> ASP-B <input type="checkbox"/> EQUIS (1 File) <input type="checkbox"/> EQUIS (4 File) <input type="checkbox"/> Other		<input type="checkbox"/> Same as Client Info PO# <u>501241</u>	
Client: <u>ENVIOSURE, INC.</u> Address: <u>319 SOUTH HIGH ST</u> <u>WEST CHESTER, PA 19382</u> Phone: <u>610-696-8980</u> Fax: Email:		Project # <u>501241</u> (Use Project name as Project #) <input checked="" type="checkbox"/>		Regulatory Requirement		Disposal Site Information	
		Project Manager: <u>DYNG KR/MICH-OGONOWSKI</u>		<input type="checkbox"/> NY TOGS <input type="checkbox"/> NY Part 375 <input type="checkbox"/> AWQ Standards <input type="checkbox"/> NY CP-51 <input type="checkbox"/> NY Restricted Use <input type="checkbox"/> Other <input type="checkbox"/> NY Unrestricted Use <input type="checkbox"/> NYC Sewer Discharge		Please identify below location of applicable disposal facilities. Disposal Facility: <input type="checkbox"/> NJ <input type="checkbox"/> NY <input type="checkbox"/> Other:	
		Turn-Around Time Standard <input checked="" type="checkbox"/> Due Date: Rush (only if pre approved) <input type="checkbox"/> # of Days: <u>standard</u>					
These samples have been previously analyzed by Alpha <input type="checkbox"/> Other project specific requirements/comments: <u>X=ANALYZE; H=EXTRACT AND HOLD</u>				ANALYSIS		Sample Filtration	
Please specify Metals or TAL.				FULL TCL + 30 (VOCs) FULL TAL (metals) 1,4-Dioxane PFAS		<input type="checkbox"/> Done <input type="checkbox"/> Lab to do Preservation <input type="checkbox"/> Lab to do (Please Specify below)	
ALPHA Lab ID (Lab Use Only)	Sample ID	Collection		Sample Matrix	Sampler's Initials	Sample Specific Comments	
		Date	Time				
<u>02232-01</u>	<u>SB-01-12.0-12.5</u>	<u>1/13/22</u>	<u>0915</u>	<u>SOIL</u>	<u>DG</u>		
<u>-02</u>	<u>SB-01-13.5-14.0</u>		<u>0930</u>				
<u>-03</u>	<u>SB-01-14.5-15.0</u>		<u>0940</u>				
<u>-04</u>	<u>SB-04-9.5-10.0</u>		<u>1005</u>				
<u>-05</u>	<u>SB-04-12.0-12.5</u>		<u>1015</u>				
<u>-06</u>	<u>SB-04-15.5-16.0</u>		<u>1025</u>				
<u>-07</u>	<u>SB-05-9.0-9.5</u>		<u>1055</u>				
<u>-08</u>	<u>DUP-011322</u>		<u>1100</u>				
<u>-09</u>	<u>SB-05-11.5-12.0</u>		<u>1120</u>				
<u>-10</u>	<u>SB-05-15.5-16.0</u>		<u>1130</u>				
Preservative Code: A = None B = HCl C = HNO ₃ D = H ₂ SO ₄ E = NaOH F = MeOH G = NaHSO ₄ H = Na ₂ S ₂ O ₃ K/E = Zn Ac/NaOH O = Other		Container Code: P = Plastic A = Amber Glass V = Vial G = Glass B = Bacteria Cup C = Cube O = Other E = Encore D = BOD Bottle		Westboro: Certification No: MA935 Mansfield: Certification No: MA015		Please print clearly, legibly and completely. Samples can not be logged in and turnaround time clock will not start until any ambiguities are resolved. BY EXECUTING THIS COC, THE CLIENT HAS READ AND AGREES TO BE BOUND BY ALPHA'S TERMS & CONDITIONS. (See reverse side.)	
				Container Type Preservative			
		Relinquished By: <u>DEE K GRATHMANN</u>		Date/Time <u>1/13/22 0810</u>		Received By: <u>ST- AAL</u>	
		<u>SON</u>		<u>1/14/22 1000</u>		<u>1/14/22 1800</u>	
		<u>ASAC</u>		<u>1/15/22 0945</u>		<u>1/15/22 0905</u>	

Total Bottles



NEW YORK CHAIN OF CUSTODY

Westborough, MA 01581
8 Walkup Dr.
TEL: 508-898-9220
FAX: 508-898-9193

Mansfield, MA 02048
320 Forbes Blvd
TEL: 508-822-9300
FAX: 508-822-3288

Service Centers
Mahwah, NJ 07430: 35 Whitney Rd, Suite 5
Albany, NY 12205: 14 Walker Way
Tonawanda, NY 14150: 275 Cooper Ave, Suite 105

Page 2
of 2

Date Rec'd
in Lab 1/15/22

ALPHA Job #
L2202232

Project Information

Project Name: 501241
Project Location: 43-45 Lafayette Ave., Suffern, NY
Project # 501241
(Use Project name as Project #)
Project Manager: DYAN KRUMICH-OGONOWSKI
ALPHAQuote #:

Deliverables

ASP-A ASP-B
 EQUIS (1 File) EQUIS (4 File)
 Other

Billing Information

Same as Client Info
PO# 501241

Client Information

Client: ENVIROSAFE, INC.
Address: 319 SOUTH HIGH ST
WEST CHESTER, PA 19382
Phone: 610-696-8980
Fax:
Email:

Turn-Around Time

Standard Due Date:
Rush (only if pre approved) # of Days: Standard TAT

Regulatory Requirement

NY TOGS NY Part 375
 AWQ Standards NY CP-51
 NY Restricted Use Other
 NY Unrestricted Use
 NYC Sewer Discharge

Disposal Site Information

Please identify below location of applicable disposal facilities.
Disposal Facility:
 NJ NY
 Other:

These samples have been previously analyzed by Alpha

Other project specific requirements/comments:

X=Analyze; H=Extract and Hold

Please specify Metals or TAL.

ANALYSIS

	FU11TCL+30(VOC)	FU11TAL(METALS)	1,4-DIOXANE	PFAS
02232-11	X	X	X	X
-12	H	H	H	H
-13	H	H	H	H
-14	X	X	X	X
-15	H	H	H	H
-16	H	H	H	H

Sample Filtration

Done
 Lab to do
 Lab to do

(Please Specify below)

Sample Specific Comments

Total Bottles

Preservative Code:
A = None
B = HCl
C = HNO₃
D = H₂SO₄
E = NaOH
F = MeOH
G = NaHSO₄
H = Na₂S₂O₃
K/E = Zn Ac/NaOH
O = Other

Container Code
P = Plastic
A = Amber Glass
V = Vial
G = Glass
B = Bacteria Cup
C = Cube
O = Other
E = Encore
D = BOD Bottle

Westboro: Certification No: MA935
Mansfield: Certification No: MA015

Container Type

Preservative

Please print clearly, legibly and completely. Samples can not be logged in and turnaround time clock will not start until any ambiguities are resolved. BY EXECUTING THIS COC, THE CLIENT HAS READ AND AGREES TO BE BOUND BY ALPHA'S TERMS & CONDITIONS. (See reverse side.)

Form No: 01-25 HC (rev. 30-Sept-2013)

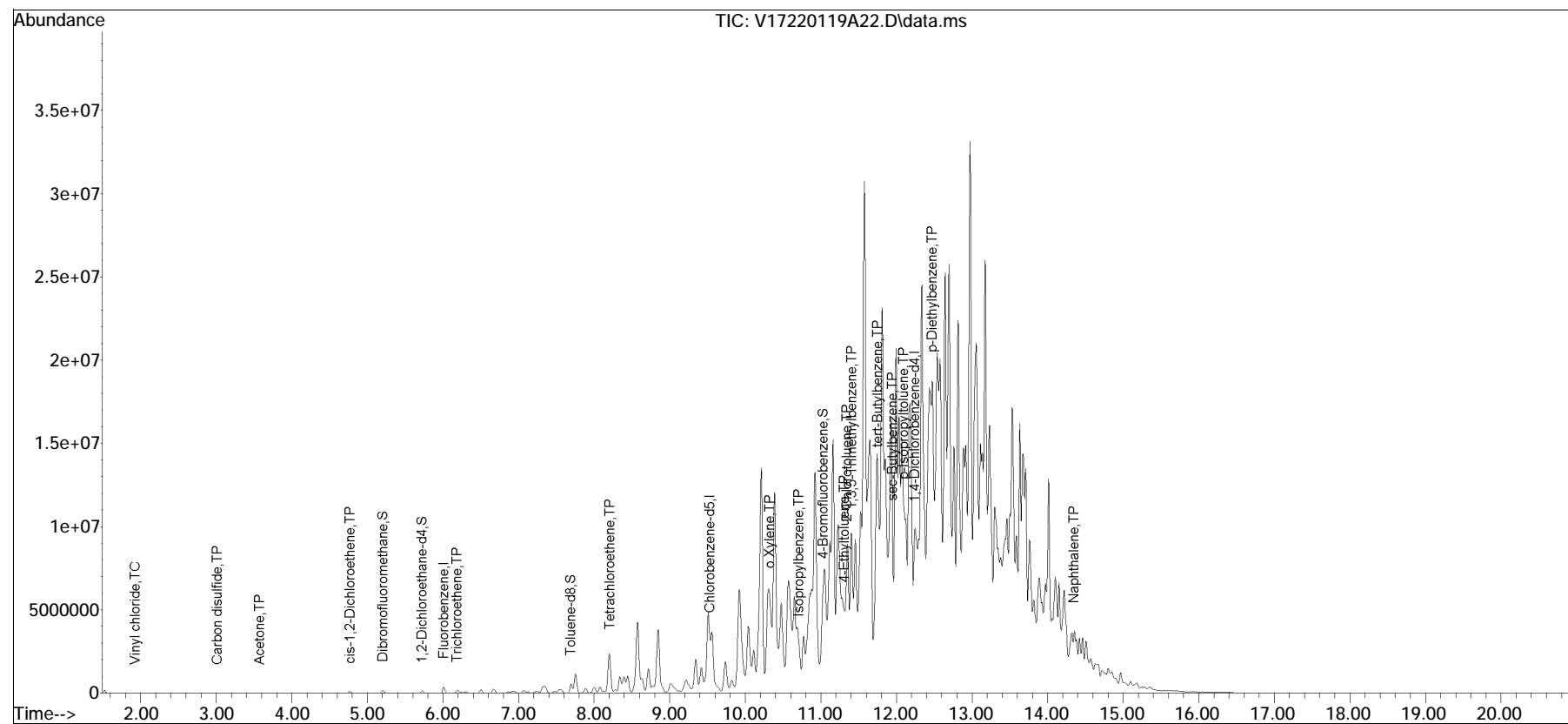
Relinquished By:	Date/Time	Received By:	Date/Time
<u>DEEPA GURUPREN</u>	<u>1/13/22 0810</u>	<u>AAC</u>	<u>1/15/22 8:10</u>
<u>SIT</u>	<u>1/14/22 16:00</u>	<u>[Signature]</u>	<u>1/24/22 18:00</u>
<u>[Signature]</u>	<u>1/15/22 21:00</u>	<u>[Signature]</u>	<u>1/15/22 04:05</u>

Quantitation Report (QT/LSC Reviewed)

Data Path : I:\VOLATILES\VOA117\2022\220119A\
 Data File : V17220119A22.D
 Acq On : 19 Jan 2022 04:09 pm
 Operator : VOA117:KJD
 Sample : L2202232-11,31,6.06,5,,B
 Misc : WG1595784,ICAL18616
 ALS Vial : 22 Sample Multiplier: 1

Quant Time: Jan 19 17:28:30 2022
 Quant Method : I:\VOLATILES\VOA117\2022\220119A\V117_220103N_8260.m
 Quant Title : VOLATILES BY GC/MS
 QLast Update : Tue Jan 04 09:06:06 2022
 Response via : Initial Calibration

Sub List : 8260-NYTCL - Megamix plus Diox20119A\V17220119A01.D•



APPENDIX I

PHOTO LOG



Photograph 1 – Basement work area during January 13, 2022 soil boring investigation.



Photograph 2 – Basement work area during January 13, 2022 soil boring investigation.



Photograph 3 – Drill unit used to advance basement soil borings.



Photograph 4 – MGD137 Geoprobe, seen here installing monitoring well MW-2 (along Chestnut Street).



Photograph 5 – Monitoring well MW-2.



Photograph 6 – Installation of monitoring well MW-1 (along Lafayette Avenue).



Photograph 7 – Monitoring well MW-1.



Photograph 8 – Outdoor air sample collection, near location of MW-1.



Photograph 9 – Indoor air sample collection.



Photograph 10 – Sub-slab vapor sample collection.



Photograph 11 – Sub-slab soil vapor sample collection.



Photograph 12 – Concrete chip sample collection work area.



Photograph 13 – Concrete chip sample collection work area.



Photograph 14 – Concrete chip sample collection work area.