ATTACHMENT III-1

April 7, 2017

Phase II Environmental Site Assessment
Cottage Place Gardens Phase 4 Parcel
City of Yonkers
Westchester County, New York

Prepared for:

THE COMMUNITY BUILDERS, INC.
8 West 38th Street, Suite 1102
New York, New York 10018

Prepared by:

C.T. MALE ASSOCIATES
50 Century Hill Drive
Latham, New York 12110
(518) 786-7400
FAX (518) 786-7299

C.T. Male Associates Project No: 16.6664

Unauthorized alteration or addition to this document is a violation of the New York State Education Law.

© Copyright 2017
C.T. MALE ASSOCIATES ENGINEERING, SURVEYING, ARCHITECTURE & LANDSCAPE ARCHITECTURE, D.P.C.

PHASE II ENVIRONMENTAL SITE ASSESSMENT
COTTAGE PLACE GARDENS PHASE 4 PARCEL
CITY OF YONKERS, WESTCHESTER COUNTY, NEW YORK

TABLE OF CONTENTS

Page

1.0 INTRODUCTION 1
- 1.1 Previous Investigations 2

2.0 METHOD OF INVESTIGATION 5
- 2.1 Advancement of Test Borings and Collection of Soil/Fill Samples 5
  - 2.1.1 Investigation Derived Wastes 6
- 2.2 Installation of Monitoring Wells 6
- 2.3 Groundwater Sampling 7

3.0 FINDINGS 8
- 3.1 Subsurface Conditions 8
- 3.2 Soil/Fill Sampling Subjective Analysis Results 9
- 3.3 Soil/Fill Samples Laboratory Analytical Results 9
- 3.4 Groundwater Sampling Results 11
- 3.5 Analytes in Soil/Fill and Groundwater 12

4.0 CONCLUSIONS 13

APPENDICES

Appendix A: Figures
Appendix B: Tables
Appendix C: Subsurface Exploration Logs
Appendix D: Organic Vapor Headspace Analysis Logs
Appendix E: Monitoring Well Construction Logs
Appendix F: Laboratory Analytical Reports (Soil/Fill)
Appendix G: Laboratory Analytical Reports (Groundwater)

EXHIBITS

Exhibit 1: 2014 C.T. Male Phase I ESA Report (text body)
Exhibit 2: 2015 C.T. Male Phase II ESA Report
Exhibit 3: 2016 C.T. Male Phase I ESA Report (text body)
Exhibit 4: 2017 C.T. Male Phase I ESA Report (text body)
Exhibit 5: 2017 C.T. Male Phase I ESA of 170 and 174 Warburton Avenue Report (text body)

1.0 INTRODUCTION

This document presents the results of a Phase II Environmental Site Assessment (ESA) conducted within the boundaries of redevelopment Phase 4 of the Cottage Place Gardens (CPG) housing project in Yonkers, New York. CPG Phase 4 is addressed as 8 Cottage Place in the City of Yonkers, Westchester County, New York. A Site Location Map is included as Figure 1. A Site Features Map depicting the boundaries of the CPG Phase 4 parcel (the Site) is included as Figure 2.

As depicted on Figure 2, the Site includes existing buildings 5, 9 and 13 within the overall CPG complex, and a three-story vacant multi-family dwelling and vacant lots along the eastern side of Warburton Avenue that are addressed as 170, 172 and 174 Warburton Avenue. These buildings will be demolished and the Site will be redeveloped with new structures, parking areas and landscaping.

This Phase II ESA has been conducted in general accordance with C.T. Male Associates' Phase II ESA Proposals dated October 4, 2016 and February 8, 2017. The Phase II ESA of the Site included the following:

- Collection of subsurface fill/soil samples from test borings for subjective and laboratory analysis;
- Conversion of select test borings into monitoring wells to facilitate the collection of groundwater samples for laboratory analysis;
- An evaluation of subsurface soil and groundwater conditions;
- Disposal of investigation derived wastes; and
- Incorporation of pertinent environmental data from a Phase II ESA conducted of the entire CPG complex in late 2014, early 2015 to supplement data obtained in this Phase II ESA.

1.1 Previous Investigations

Four (4) Phase I ESAs and one (1) Phase II ESA have been conducted on the CPG property, inclusive of the Site. The following sections summarize the ESAs and discuss environmental conditions as they apply to the Site.

Phase I Environmental Site Assessment, Cottage Place Gardens Site, prepared by C.T. Male Associates, dated August 27, 2014 (2014 C.T. Male Phase I ESA).

The ESA was conducted on the entirety of CPG with the exception of the northwestern portion of CPG containing Buildings 10 and 11. The following recognized environmental conditions (RECs) were identified in relation to the Site.

- Petroleum impacted soils and groundwater from the 33 Ashburton Avenue Brownfields site (CPG Phase 1 parcel) have migrated onto the Site. The 33 Ashburton Avenue site adjoins the Site to the south.
- A 1917 historic Sanborn Map identified a historic garage structure in and around the northeastern boundary of the Site.
- Two, out of service, 20,000 gallon underground fuel oil tanks were identified beneath asphalt pavement adjacent east of building 12, adjacent north to the Site.

The text body of the 2014 C.T. Male Phase I ESA is presented as Exhibit 1.

Phase II ESA, Cottage Place Gardens Site, prepared by C.T. Male Associates, dated February 24, 2015 (2015 C.T. Male Phase II ESA).

The Phase II ESA was conducted to evaluate subsurface conditions and the environmental quality of soils and groundwater pursuant to those RECs identified in the Phase I ESA discussed above.

The Phase II ESA involved the advancement of 17 soil borings and installation of 16 monitoring wells across the CPG property to facilitate the collection of soil and groundwater samples for subjective screening and laboratory analysis. Three (3) test borings within the boundaries of the Site were converted into monitoring wells. The test borings were identified as B-L, B-M and B-N and the monitoring wells were identified as MW-L, MW-M and MW-N. The locations of the test borings and monitoring wells are depicted on Figure 2: Site Features Map.

The subsurface evaluation identified the CPG property to be mantled with uncontrolled fill material consisting primarily of sand, silt, gravel, red brick and ash with less frequent occurrences of cinder and coal. The fill material was primarily encountered from the ground surface to approximately five (5) feet below grade.

The analytical results for soil samples collected from test borings within the Site identified metals at concentrations exceeding soil cleanup objectives (SCOs) for Unrestricted and Restricted Residential Use sites promulgated at 6 NYCRR Part 375. The analytical results for groundwater samples collected from monitoring wells installed within the Site identified one volatile organic compound (VOCs) and metals at concentrations exceeding regulatory groundwater standards and guidance values. The soil and groundwater analytical results summary tables for the soil borings and monitoring wells completed within the Site are included in Appendix B as Tables 1 and 4, respectively.

The 2015 C.T. Male Phase II ESA report is presented as Exhibit 2. Due to the size of select appendices within the report, the Phase II ESA report does not include the appendices containing the private underground utility location report and the full laboratory analytical data reports.

Phase I ESA, Cottage Place Gardens Site Buildings 1, 2, 4, 5, 8, 9, 12 &13, prepared by C.T. Male Associates, dated March 18, 2016 (2016 C.T. Male Phase I ESA).

This Phase I ESA was conducted on portions of the CPG property that included the Site. The same RECs were identified for the Site as those identified in the 2014 C.T. Male Phase I ESA, with the following additional REC identified pursuant to the results of the 2015 C.T. Male Phase II ESA discussed above.

- A Phase II ESA conducted in February 2015 found elevated levels of metals in on-site soils as well as elevated concentrations of metals and VOCs in on-site groundwater.

The text body of the 2016 C.T. Male Phase I ESA is presented as Exhibit 3.

Phase I ESA, Cottage Place Gardens Phases IV & V Buildings 4, 5, 8, 9, 12 and 13 at 8 Cottage Place and 172 Warburton Avenue, prepared by C.T. Male Associates, dated January 19, 2017 (2017 C.T. Male Phase I ESA).

This Phase I ESA was conducted on the Site and the CPG Phase 5 parcel and also included a multi-family structure addressed as 172 Warburton Avenue, which is located on the westernmost portion of the Site. The RECs identified for the Site were consistent with the RECs previously identified in the 2014 and 2016 C.T. Male Phase I ESAs discussed above.

Phase I ESA, 170 and 174 Warburton Avenue Site, prepared by C.T. Male Associates, dated January 17, 2017 (2017 C.T. Male Phase I ESA of 170 and 174 Warburton Avenue).

This ESA was conducted on two (2) vacant parcels of land that were acquired for inclusion into the CPG Phase 4 parcel. These parcels make up the westernmost portions of the Site. The following RECs were identified.

- Petroleum impacted soils and groundwater from the 33 Ashburton Avenue Brownfields site have migrated onto the subject site's eastern adjoining Cottage Place Gardens apartment complex, which is located hydraulically up-gradient of the subject site with respect to inferred groundwater flow direction. There is potential for the contaminants to migrate onto the subject site parcels.

2.0 METHOD OF INVESTIGATION

The Phase II ESA involved the collection of subsurface fill/soil samples for subjective/laboratory analysis from test borings; conversion of select test borings into monitoring wells for the collection of groundwater samples for laboratory analysis; an evaluation of subsurface conditions; and incorporation of pertinent soil/fill and groundwater analytical data from the 2015 C.T. Male Phase II ESA (Exhibit 2) to supplement data obtained during the course of this Phase II ESA.

2.1 Advancement of Test Borings and Collection of Soil/Fill Samples

Ten (10) test borings were completed across the Site. The test borings are identified on Figure 2 as SB2016-2, SB2016-4, SB2016-5, SB2016-7, SB2016-10, SB2016-11, SB2016-12, GP01, GP02 and GP03.

The SB2016 boring series were completed in December 2016 as part of a geotechnical evaluation by NYEG Drilling, LLC (NYEG), of Syracuse, New York using a track-mounted drill rig. The test borings were advanced employing hollow stem auger (HSA) drilling techniques. The sampling was initiated at the ground surface or beneath the asphalt surface cover and conducted in successive 2-foot intervals through the depth of uncontrolled fill. Upon penetrating the uncontrolled fill soils, sampling was conducted at intervals of five feet or less until termination of the test borings.

Test borings GP01 to GP03 were completed in March 2017 by Aquifer Drilling & Testing, Inc. (ADT) employing direct-push methods with a track-mounted Geoprobe unit. The test borings were completed to investigate three (3) parcels of land addressed as 170, 172 and 174 Warburton Avenue that were acquired for inclusion into the CPG Phase 4 parcel. The sampling was initiated at the ground surface and conducted in successive 5-foot intervals through the depth of uncontrolled fill until wet soil conditions were encountered, which typically occurred at the top of underlying glacial till.

The soil classifications for each boring are presented on the Subsurface Exploration Logs in Appendix C.

The recovered samples were subjectively screened in the field for potential impacts employing headspace analysis for organic vapors utilizing a photo ionization detector (PID) and organoleptic (sight and smell) perception. Field screening results are presented on the Organic Vapor Headspace Analysis Logs in Appendix D. Soil/fill samples from each test boring were submitted for laboratory analysis. The selection of the samples for laboratory analysis was based on perceived evidence of subjective impacts and the occurrence of uncontrolled soil/fill materials. The samples were analyzed for the Target Compound List (TCL) VOCs, semi-volatile organic compounds (SVOCs), pesticides, and PCBs, and the Target Analyte List (TAL) for metals including cyanide (full TCL/TAL parameters). The laboratory analysis was performed by Alpha Analytical (Alpha) of Westborough, Massachusetts.

2.1.1 Investigation Derived Wastes

Wastes generated during completion of the test borings included soil cuttings from the drilling of test borings. The wastes were placed in 10 DOT approved 55-gallon drums and staged along the northeastern side of Building 12 for future waste characterization and disposal. See Figure 2 for approximate drum locations.

2.2 Installation of Monitoring Wells

Groundwater monitoring wells were installed at six (6) of the test boring locations upon their termination. The monitoring wells are identified as MWB2016-2, MWB2016-5, MWB2016-10, MW2016-12, MW-GP01 and MW-GP03 on Figure 2.

The MW2016 series wells were constructed using 2-inch diameter Schedule 40 PVC pipe, the lower 10 feet of which was machine-slotted well screen. The annular spaces between the boreholes and well screens were backfilled with quartz sand to a point approximately 2 feet above the top of the well screen. A bentonite seal approximately 2 feet in thickness was placed above the screens' filter sand. Above this seal, Portland cement grout was used to backfill the annular space between the PVC riser pipes and the drill holes. A flush-mount curb box was installed at each of the MW2016 series wells.

MW-GP01 was constructed of 1 ¼-inch diameter Schedule 40 PVC pipe, the lower 10 feet of which was machine-slotted well screen. The annular space between the borehole

and well screen was backfilled with quartz sand to a point approximately 2 feet above the top of the well screen. A bentonite seal was placed above the screens' filter sand and extended to the ground surface. MW-GP01 was installed as a temporary well and was not protected with a curb box or standpipe.

MW-GP03 was constructed of one-inch diameter Schedule 40 PVC pipe, the lower 10 feet of which was machine-slotted. Due to the collapse of the borehole, the annular space between the borehole and well screen was not backfilled with quartz sand and a bentonite seal was not constructed. MW-GP03 was installed as a temporary well and was not protected with a curb box or standpipe.

Monitoring well construction logs are provided in Attachment E.

2.3 Groundwater Sampling

Groundwater samples were collected from monitoring wells MW2016-2, MW2016-5, MW2016-10, MW2016-12 and MW-GP01. Groundwater samples were collected from monitoring wells MW2016-5, MW2016-10 and MW2016-12 on December 28, 2016, from MW2016-2 on January 26, 2017 and from MW-GP01 on March 8, 2017. The groundwater sample was collected from MW2016-2 at a later date because the monitoring well was installed after the other monitoring wells. The groundwater sample was collected from MW-GP01 at a later date because the monitoring well was installed after inclusion of the 170-174 Warburton Avenue properties into the Site boundaries. Due to the absence of groundwater, a groundwater sample was not collected from monitoring well MW-GP03.

The groundwater samples were collected employing a peristaltic pump with new, dedicated tubing at each sampling location. The samples were delivered to Alpha for analysis for the full TCL/TAL parameters.

3.0 FINDINGS

3.1 Subsurface Conditions

Uncontrolled fill materials were encountered immediately beneath the Site's surface courses of asphalt pavement or topsoil, which ranged in thickness from three (3) to nine (9) inches. The uncontrolled fill was observed to typically consist of fine to coarse sand, containing little to some gravel, various amounts of silt, and occasional cobbles, brick, porcelain, ash, coal, concrete, glass and metal. At the explored locations, the thickness of the uncontrolled fill deposit ranged from four (4) feet to 10 feet. Concrete may have been encountered at depths of 2.5 and four (4) feet below grade at test boring GP02. An organic rich layer of soil was encountered at the lowest observed depth of the uncontrolled fill during the advancement of test boring SB2016-5, and is suspected as being the former original ground surface cover of topsoil prior to fill placement.

With the exception of test borings SB2016-4 and -11, sand was encountered beneath the uncontrolled fill. This deposit was generally of a fine or fine to medium gradation and contained little to some silt and trace to little amounts of gravel. Occasional cobbles were also encountered within this deposit. The deposit extended to depths of approximately eight (8) to 17 feet below the ground surface and, in general, was of a firm to very compact relative density.

Underlying the sand deposit, or the uncontrolled fill where the sand was not present, was glacial till. In general, the glacial till was similar in composition to the previously discussed sand deposit, although it contained largely only fine sand and had little amounts of coarse sand and gravel embedded within the soils' matrix. Numerous cobbles were encountered throughout the explored depths of the deposit. With the exception of SB2016-2, GP01, GP02 and GP03, all of the test borings were terminated within this deposit, at depths ranging from 15 feet to 22 feet below the ground surface. In general, the glacial till was observed to be of a compact to very compact relative density.

The depth to groundwater was measured by obtaining water level readings from monitoring wells MW2016-2, MW2016-5, MW2016-10, MW2016-12 and MW-GP01. At these locations, groundwater was measured at depths ranging from 9.5 feet to 12.5 feet below the ground surface.

The site slopes moderately to steeply from east to west towards the Hudson River. Based on the soil types encountered and knowledge relating to groundwater movement on both the 188 Warburton Avenue site (CPG Phase 2) and 33 Ashburton Avenue site (CPG Phase 1), and in consideration of the Site and area topography, groundwater movement within the Site is expected to be generally from the southeast to the northwest.

3.2 Soil/Fill Sampling Subjective Analysis Results

As presented in the Organic Vapor Headspace Analysis Logs (Appendix D), subjective analysis of soil/fill samples did not identify elevated PID readings, staining and/or chemical/petroleum-type odors with the exception of the following.

-At SB2016-5, a slight chemical-type odor was detected in soil samples collected from the 15'-17' and 20'-22' depth intervals. The soil samples were collected within the water table and the odors detected are likely attributed to groundwater quality. SB2016-5 is located in close proximity to groundwater impacts encountered at the 33 Ashburton Avenue Brownfields site.

-At GP01, PID readings ranging from 19.6 to 57.3 ppm were encountered in soil samples collected from the five (5) to 10 foot depth intervals. The soils also emitted a petroleum-type odor and black staining was observed. Based on these subjective findings, the New York State Department of Environmental Conservation (NYSDEC) Spills Hotline was contacted and the Site was assigned spill No. 1610904. GP01 is located on the southwestern corner of the Site, down-gradient to the 33 Ashburton Avenue BCP site.

3.3 Soil/Fill Samples Laboratory Analytical Results

Soil sampling analytical summary results are presented in Appendix B as Table 1 for soil/fill samples collected as part of the 2015 C.T. Male Phase II ESA, Table 2 for soil/fill samples collected as part of the SB2016 boring series completed in December 2016 and Table 3 for soil/fill samples collected as part of the GP01 to GP03 boring series completed in March 2017. The analytical results were compared to SCOs for Unrestricted and Restricted Residential Use Sites promulgated at 6 NYCRR Part 375. Analytes that exceeded SCOs are presented on Figure 3: Analytes in Soil Exceeding SCOs. The laboratory analytical reports are included in Appendix F.

A total of 14 soil/fill samples were collected from 13 test boring locations within the Site. All of the samples were analyzed for the TCL/TAL parameters with the exception the sample collected from the five (5) to 7.5 foot depth interval at GP01, which was analyzed for TCL VOCs and SVOCs only.

The following table depicts those analytes that were detected at concentrations above SCOs and the frequency that the analytes exceeded SCOs for Unrestricted Use Sites and Restricted Residential Use Sites.

Analyte	Concentration Range Exceeding SCOs (mg/kg)	Frequency of Exceeding SCOs	
		Unrestricted Use SCOs	Restricted Residential Use SCOs
VOCs			
Acetone	0.059 to 0.2	6 of 14	0 of 14
Methylene Chloride	1.6	1 of 14	0 of 14
SVOCs			
Dibenzo(a,h)anthracene	0.039	1 of 14	1 of 14
Pesticides and PCBs			
4,4'-DDD	0.0042 to 0.0055	2 of 13	0 of 13
4,4'-DDE	0.0162 to 0.293	4 of 13	0 of 13
4,4'-DDT	0.00356 to 0.234	5 of 13	0 of 13
Dieldrin	0.0111	1 of 13	0 of 13
PCBs (Aroclor 1268)	0.238	1 of 13	0 of 13
Metals			
Barium	670	1 of 13	1 of 13
Chromium	31 to 76	4 of 13	0 of 13
Copper	89 to 120	2 of 13	0 of 13
Lead	90 to 2,300	8 of 13	5 of 13
Mercury	0.24 to 1.2	8 of 13	2 of 13
Zinc	190 to 480	6 of 13	0 of 13

As presented in the above table, two (2) VOCs, one (1) SVOC, four (4) pesticides, one (1) PCB congener and six (6) metals were detected above Unrestricted Use SCOs at varying frequencies across the Site. The highest frequency of detections were for the VOC acetone, the pesticides 4,4'-DDE and 4,4'-DDT, and the metals chromium, lead, mercury and zinc.

Of the analytes detected above Unrestricted Use SCOs, the SVOC dibenzo(a,h)anthracene and the metals barium, lead and mercury were also detected above Restricted Residential Use SCOs. Dibenzo(a,h)anthracene was detected in the four (4) to six (6) foot sampling depth interval at test boring SB2016-7, which is located in the north-central portion of the Site. Barium was detected in the two (2) to four (4)

foot sampling depth interval at test boring location SB2016-11, which is located in the north-central portion of the Site. Lead was detected within the zero (0) to five (5) foot sampling intervals at five (5) sampling locations (GP01, GP02, GP03, B-N, SB2016-11) located on central and western portions of the Site. Mercury was detected within the 0 to 5 foot sampling intervals at two sampling locations (GP02, B-N) located on central and western portions of the Site.

3.4 Groundwater Sampling Results

Groundwater sampling analytical summary results tables are presented in Appendix B as Table 4 for groundwater samples collected as part of the 2015 C.T. Male Phase II ESA, Table 5 for groundwater samples collected as part of the MW2016 monitoring well series completed in December 2016 and January 2017, and Table 6 for groundwater samples collected as part of the MW-GP01 and MW-GP03 monitoring well series completed in March 2017.

The analytical results were compared to the NYS Division of Water Technical & Operational Guidance Series (TOGS) Ambient Water Quality Standards and Guidance Values and Groundwater Effluent Limitations, dated June 1998 with Addendums dated April 2000 and June 2004. Analytes that exceeded regulatory groundwater standards and guidance values are presented on Figure 4: Analytes in Groundwater Exceeding Groundwater Standards and Guidance Values. The laboratory analytical reports are included in Appendix G.

A total of eight (8) groundwater samples were collected for laboratory analysis. As illustrated on Figure 4, the following contaminant trends were observed.

-Two (2) VOCs were detected in groundwater above applicable standards. These included p/m-xylene at one (1) sampling location (MW2016-5) and 1,2-dichloropropane at one (1) sampling location (MW-L). MW2016-5 and MW-L are located along the Site's southern boundary, adjacent to the 33 Ashburton (CPG Phase 1) BCP site.

-Four (4) SVOCs were detected in groundwater above applicable standards and guidance values. These included benzo(a)anthracene at five (5) sampling locations (MW-GP01, MW2016-2, MW2016-5, MW2016-10, MW2016-12), benzo(b)fluoranthene at four (4) sampling locations (MW-GP01, MW2016-2, MW2016-5, MW2016-12), chrysene at one (1) sampling location (MW2016-12) and biphenyl at one (1) sampling location

(MW-GP01). Monitoring wells MW2016-5, MW2016-10, MW2016-12 are located along the Site's southern boundary, adjacent to the 33 Ashburton (CPG Phase 1) BCP site. Monitoring wells MW2016-12 and MWGP01 are located on western portions of the Site.

-Seven metals were detected in groundwater above applicable standards and guidance values with iron, manganese and sodium being the most persistent in the samples analyzed. Metals exceeding groundwater standards and guidance values included antimony at one (1) sampling location (MW2016-5), chromium at three (3) sampling locations (MW2016-10, MW-L, MW-M), iron at seven (7) sampling locations (MW-GP01, MW2016-5, MW2016-10, MW2016-12, MW-L, MW-M, MW-N), lead at three (3) sampling locations (MW-GP01, MW-M, MW-N), magnesium at four (4) sampling locations (MW-GP01, MW2016-2, MW2016-10, MW-L), manganese at seven (7) sampling locations (MW-GP01, MW2016-2, MW2016-5, MW2016-10, MW2016-12, MW-L, MW-M), and sodium at six (6) sampling locations (MW-GP01, MW2016-5, MW2016-10, MW2016-12, MW-L, MW-M).

3.5 Analytes in Soil/Fill and Groundwater

The following discusses analytes that were detected above standards and guidance values in groundwater samples collected from monitoring wells that were also detected above SCOs in soil/fill samples collected from corresponding test borings that were converted into the monitoring wells.

-Lead was detected above its applicable standard in groundwater samples collected from monitoring wells MW-N and MW-GP01. Lead was also detected above its Restricted Residential Use SCO in soil samples collected from the corresponding test borings (B-N and GP01).

-Chromium was detected above its applicable standard in a groundwater sample collected from monitoring well MW2016-10. Chromium was also detected above its Unrestricted Use SCO in a soil sample collected from its corresponding test boring (SB2016-10).

4.0 CONCLUSIONS

Subjective impacts including elevated PID readings, petroleum-type odors and black staining was encountered in soil/fill at test boring GP01, which is located on the western portion of the Site. Based on these subjective findings, the New York State Department of Environmental Conservation (NYSDEC) Spills Hotline was contacted and the Site was assigned spill No. 1610904.

The Site's shallow soil/fill is impacted by contaminants exceeding SCOs for Unrestricted and Restricted Residential Use Sites. Two (2) VOCs, one (1) SVOC, four (4) pesticides, one (1) PCB and six (6) metals were detected above Unrestricted Use SCOs at varying frequencies across the Site. Of the analytes detected above Unrestricted Use SCOs, one (1) SVOC and the metals barium, lead and mercury were detected above Restricted Residential Use SCOs at varying frequencies in samples collected from central and western portions of the Site.

The Site's groundwater is impacted above applicable standards by VOCs, SVOCs and metals. Two (2) VOCs were detected above applicable standards in monitoring wells located along the Site's southern boundary, adjacent to the 33 Ashburton (CPG Phase 1) Brownfields site. Five (5) SVOCs were detected above applicable standards in monitoring wells located adjacent to the 33 Ashburton (CPG Phase 1) BCP site and on western portions of the Site. Seven (7) metals were detected in groundwater above applicable standards with iron, manganese and sodium being the most persistent in the samples analyzed. Other metals that were detected at varying frequencies above applicable standards included antimony at one (1) sampling location, chromium at three (3) sampling locations, lead at three (3) sampling locations and magnesium at four (4) sampling locations.

Lead and chromium detections above regulatory standards in groundwater samples collected from three (3) monitoring wells were also detected above SCOs in soil samples collected from the three (3) corresponding test borings that were converted into the monitoring wells.

Based on the above conclusions, and information and data presented in this report, the Site's shallow soil/fill and groundwater are environmentally impacted by chemical compounds and analytes at concentrations exceeding applicable regulatory standards

and guidance values. Additionally, lead and chromium contaminants in the Site's soil/fill may have contaminated the Site's groundwater. Based on this information, the Site is a candidate for inclusion into the NYS Brownfield Cleanup Program to further define the nature and extent of Site contaminants with the goal of remediating the Site's impacted media as part of the Site's redevelopment plans.

APPENDIX A

FIGURES

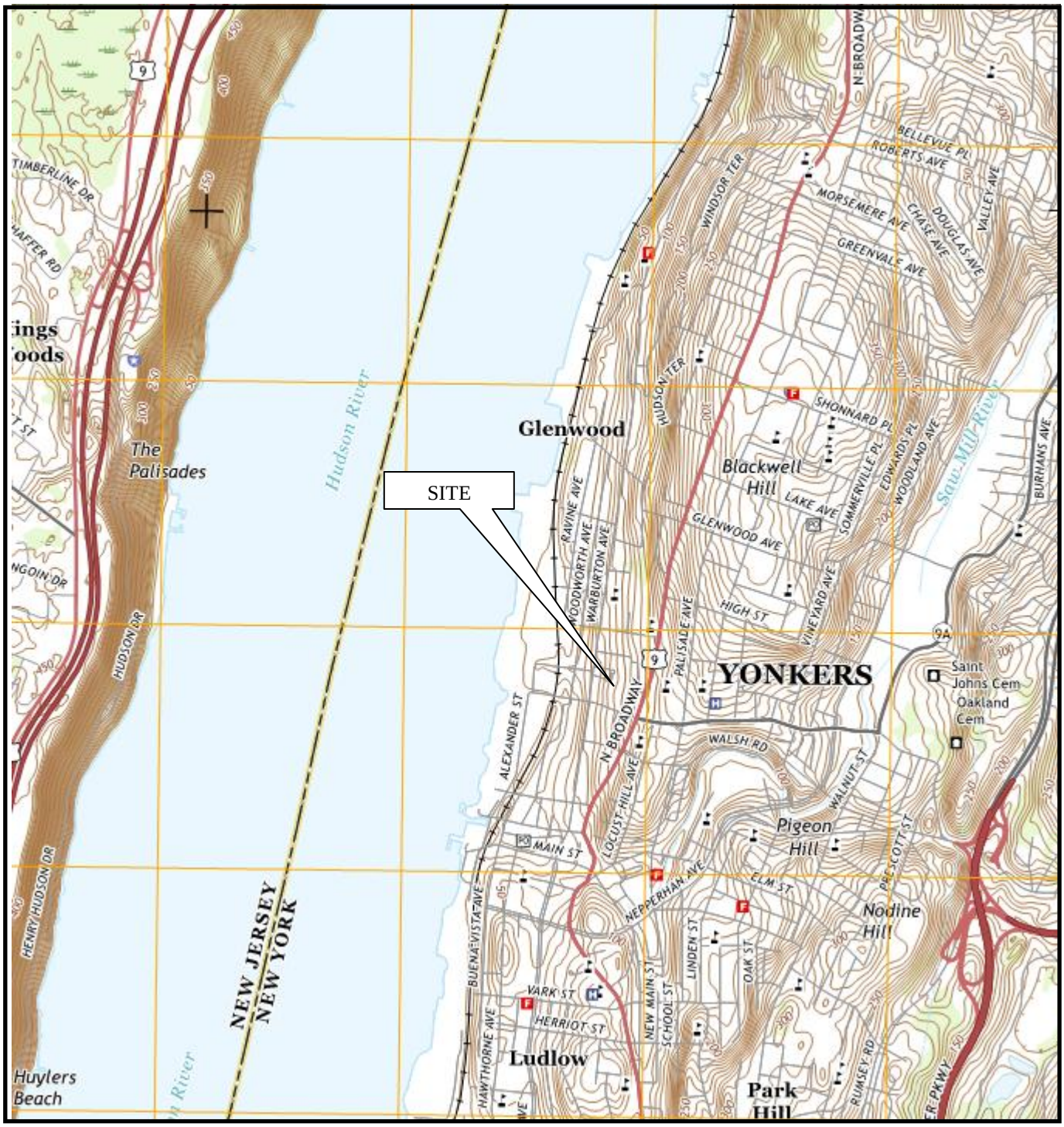

MAP REFERENCE
United States Geological Survey
7.5 Minute Series Topographic Map
Quadrangle:Yonkers, NY-NJ
Date: 2016

N

C.T.MALE ASSOCIATES
ENGINEERING, SURVEYING, ARCHITECTURE & LANDSCAPE ARCHITECTURE, D.P.C.

50 CENTURY HILL DRIVE
LATHAM, NY 12110

FIGURE 1 - SITE LOCATION MAP

CITY OF YONKERS	WESTCHESTER COUNTY, NY
SCALE: 1:2,000±	The locations and features depicted on this map are approximate and do not represent an actual survey.
DRAFTER: ASG	
PROJECT No: 16.6666	

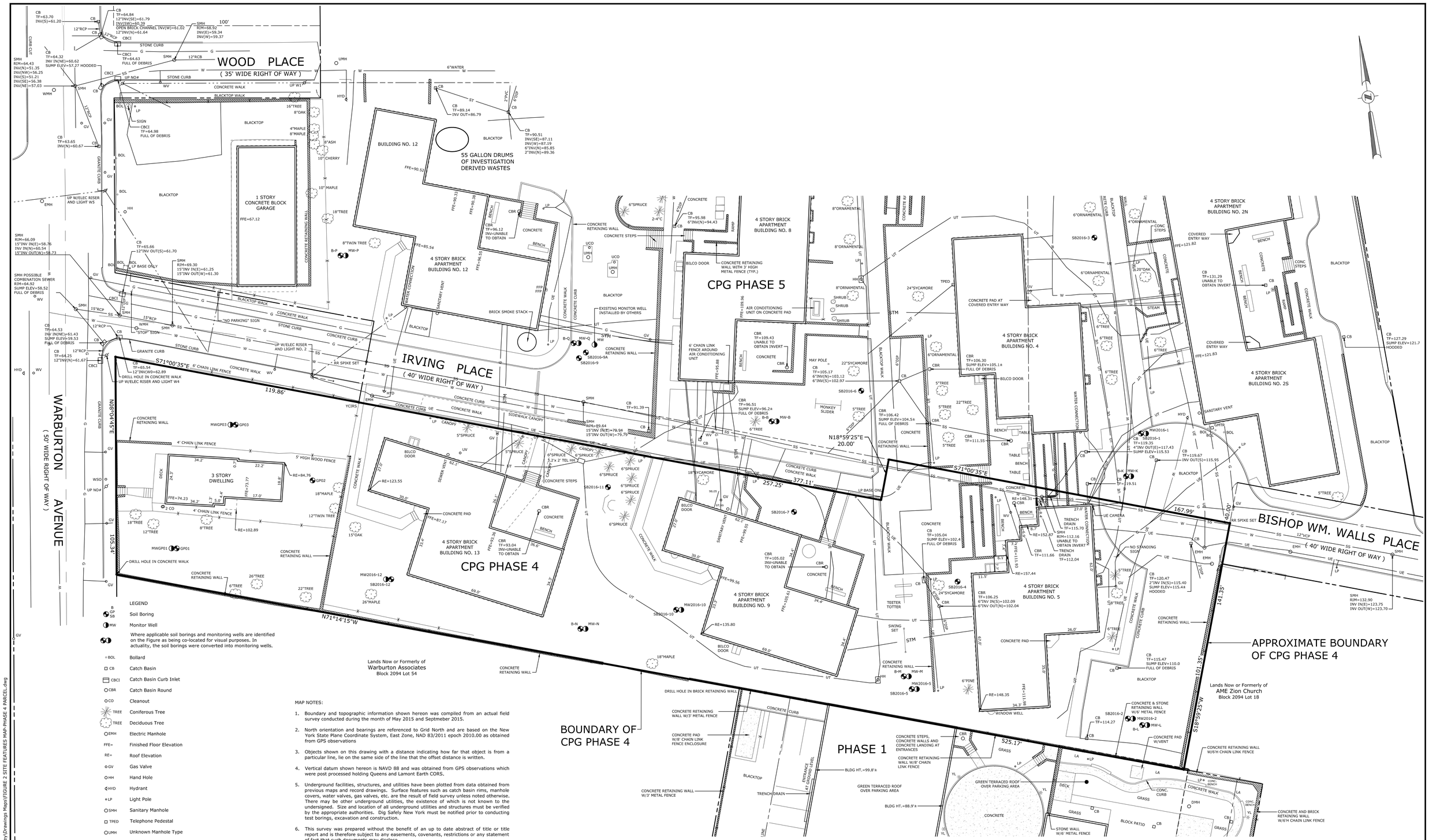

LEGEND

- B / GP / SB — Soil Boring
- MW — Monitor Well
- Where applicable soil borings and monitoring wells are identified on the Figure as being co-located for visual purposes. In actuality, the soil borings were converted into monitoring wells.
- BOL — Bollard
- CB — Catch Basin
- CBCI — Catch Basin Curb Inlet
- CBR — Catch Basin Round
- CO — Cleanout
- TREE — Coniferous Tree
- TREE — Deciduous Tree
- EMH — Electric Manhole
- FFE= — Finished Floor Elevation
- RE= — Roof Elevation
- GV — Gas Valve
- HH — Hand Hole
- HYD — Hydrant
- LP — Light Pole
- SMH — Sanitary Manhole
- TPED — Telephone Pedestal
- UMH — Unknown Manhole Type
- UP — Utility Pole
- WV — Water Valve
- T — Overhead Telephone Wires
- UE — Underground Electric Line Markout
- G — Underground Gas Line Markout
- STM — Underground Steam Line
- UT — Underground Telephone Line Markout
- W — Underground Water Line Markout
- SS — Underground Sanitary Sewer Line Markout

MAP NOTES:

1. Boundary and topographic information shown hereon was compiled from an actual field survey conducted during the month of May 2015 and Septmeber 2015.
2. North orientation and bearings are referenced to Grid North and are based on the New York State Plane Coordinate System, East Zone, NAD 83/2011 epoch 2010.00 as obtained from GPS observations
3. Objects shown on this drawing with a distance indicating how far that object is from a particular line, lie on the same side of the line that the offset distance is written.
4. Vertical datum shown hereon is NAVD 88 and was obtained from GPS observations which were post processed holding Queens and Lamont Earth CORS.
5. Underground facilities, structures, and utilities have been plotted from data obtained from previous maps and record drawings. Surface features such as catch basin rims, manhole covers, water valves, gas valves, etc. are the result of field survey unless noted otherwise. There may be other underground utilities, the existence of which is not known to the undersigned. Size and location of all underground utilities and structures must be verified by the appropriate authorities. Dig Safely New York must be notified prior to conducting test borings, excavation and construction.
6. This survey was prepared without the benefit of an up to date abstract of title or title report and is therefore subject to any easements, covenants, restrictions or any statement of fact that such documents may disclose.

MAP REFERENCE:

1. "Boundary and Topographic Survey" Cottage Place, City of Yonkers, Westchester County, New York, Dated June 29, 2010. Prepared by Langan Engineers & Environmental Services.

	DATE	REVISIONS RECORD/DESCRIPTION	DRAFTER	CHECK	APPR.
1					
2					
3					
4					
5					
6					
7					
8					
9					

UNAUTHORIZED ALTERATION OR ADDITION TO THIS DOCUMENT IS A VIOLATION OF THE NEW YORK STATE EDUCATION LAW.

© 2017 C.T. MALE ASSOCIATES

DESIGNED:
DRAFTED : GLB
CHECKED : S. BIEBER
PROJ. NO : 16.6664
SCALE : 1"=20'
DATE : MARCH 17, 2017

FIGURE 2
SITE FEATURES MAP

COTTAGE PLACE GARDENS PHASE 4 PARCEL

CITY OF YONKERS — WESTCHESTER COUNTY, NEW YORK

C.T. MALE ASSOCIATES
Engineering, Surveying, Architecture & Landscape Architecture, D.P.C.
50 CENTURY HILL DRIVE, LATHAM, NY 12110
518.786.7400 * FAX 518.786.7299

FIG2
SHEET 1 OF 3
DWG. NO: 17-141

CAD DWG. FILE NAME: K:\Projects\1666664\Survey\Drawings Maps\FIGURE 2 SITE FEATURES MAP-PHASE 4 PARCEL.dwg

CAD DWG. FILE NAME: FIGURE 2 SITE FEATURE

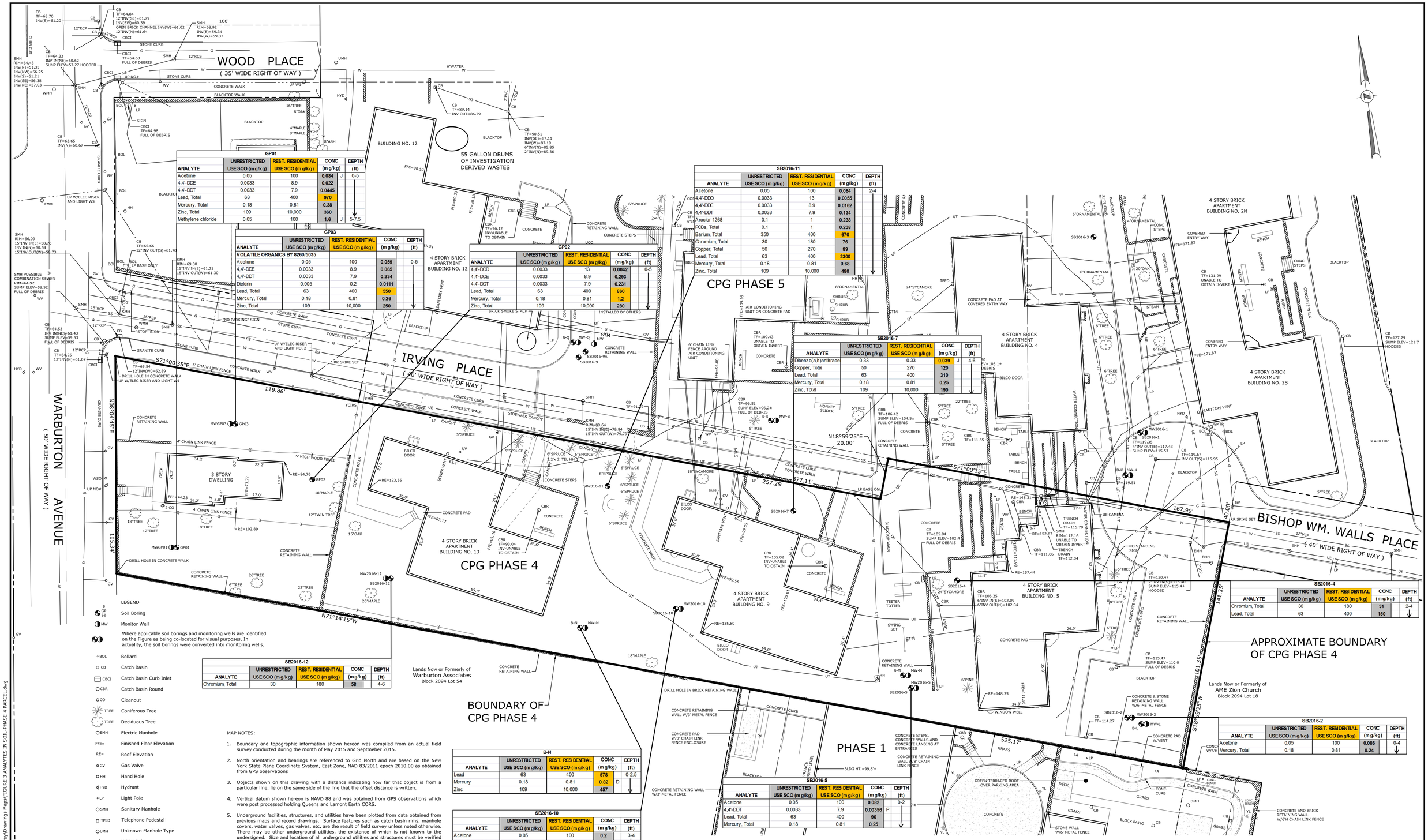

GP01				
ANALYTE	UNRESTRICTED USE SCO (mg/kg)	REST. RESIDENTIAL USE SCO (mg/kg)	CONC (mg/kg)	DEPTH (ft)
Acetone	0.05	100	0.084 J	0-5
4,4'-DDE	0.0033	8.9	0.022	
4,4'-DDT	0.0033	7.9	0.0445	
Lead, Total	63	400	970	
Mercury, Total	0.18	0.81	0.38	
Zinc, Total	109	10,000	360	
Methylene chloride	0.05	100	1.6 J	5-7.5

GP03				
ANALYTE	UNRESTRICTED USE SCO (mg/kg)	REST. RESIDENTIAL USE SCO (mg/kg)	CONC (mg/kg)	DEPTH (ft)
VOLATILE ORGANICS BY 8260/5035				
Acetone	0.05	100	0.059	0-5
4,4'-DDE	0.0033	8.9	0.065	
4,4'-DDT	0.0033	7.9	0.234	
Dieldrin	0.005	0.2	0.0111	
Lead, Total	63	400	550	
Mercury, Total	0.18	0.81	0.26	
Zinc, Total	109	10,000	250	

GP02				
ANALYTE	UNRESTRICTED USE SCO (mg/kg)	REST. RESIDENTIAL USE SCO (mg/kg)	CONC (mg/kg)	DEPTH (ft)
4,4'-DDD	0.0033	13	0.0042	0-5
4,4'-DDE	0.0033	8.9	0.293	
4,4'-DDT	0.0033	7.9	0.231	
Lead, Total	63	400	860	
Mercury, Total	0.18	0.81	1.2	
Zinc, Total	109	10,000	280	

SB2016-11				
ANALYTE	UNRESTRICTED USE SCO (mg/kg)	REST. RESIDENTIAL USE SCO (mg/kg)	CONC (mg/kg)	DEPTH (ft)
Acetone	0.05	100	0.084	2-4
4,4'-DDD	0.0033	13	0.0055	
4,4'-DDE	0.0033	8.9	0.0162	
4,4'-DDT	0.0033	7.9	0.134	
Aroclor 1268	0.1	1	0.238	
PCBs, Total	0.1	1	0.238	
Barium, Total	350	400	670	
Chromium, Total	30	180	76	
Copper, Total	50	270	88	
Lead, Total	63	400	2300	
Mercury, Total	0.18	0.81	0.68	
Zinc, Total	109	10,000	480	

SB2016-7				
ANALYTE	UNRESTRICTED USE SCO (mg/kg)	REST. RESIDENTIAL USE SCO (mg/kg)	CONC (mg/kg)	DEPTH (ft)
Dibenzo(a,h)anthracene	0.33	0.33	0.039 J	4-6
Copper, Total	50	270	120	
Lead, Total	63	400	310	
Mercury, Total	0.18	0.81	0.25	
Zinc, Total	109	10,000	190	

SB2016-4				
ANALYTE	UNRESTRICTED USE SCO (mg/kg)	REST. RESIDENTIAL USE SCO (mg/kg)	CONC (mg/kg)	DEPTH (ft)
Chromium, Total	30	180	31	2-4
Lead, Total	63	400	150	

SB2016-12				
ANALYTE	UNRESTRICTED USE SCO (mg/kg)	REST. RESIDENTIAL USE SCO (mg/kg)	CONC (mg/kg)	DEPTH (ft)
Chromium, Total	30	180	58	4-6

B-N				
ANALYTE	UNRESTRICTED USE SCO (mg/kg)	REST. RESIDENTIAL USE SCO (mg/kg)	CONC (mg/kg)	DEPTH (ft)
Lead	63	400	578	0-2.5
Mercury	0.18	0.81	0.82 D	
Zinc	109	10,000	457	

SB2016-10				
ANALYTE	UNRESTRICTED USE SCO (mg/kg)	REST. RESIDENTIAL USE SCO (mg/kg)	CONC (mg/kg)	DEPTH (ft)
Acetone	0.05	100	0.2	3-4
Chromium, Total	30	180	33	

SB2016-5				
ANALYTE	UNRESTRICTED USE SCO (mg/kg)	REST. RESIDENTIAL USE SCO (mg/kg)	CONC (mg/kg)	DEPTH (ft)
Acetone	0.05	100	0.082	0-2
4,4'-DDT	0.0033	7.9	0.00356 P	
Lead, Total	63	400	90	
Mercury, Total	0.18	0.81	0.25	

SB2016-2				
ANALYTE	UNRESTRICTED USE SCO (mg/kg)	REST. RESIDENTIAL USE SCO (mg/kg)	CONC (mg/kg)	DEPTH (ft)
Acetone	0.05	100	0.086	0-4
Mercury, Total	0.18	0.81	0.24	

LEGEND

- B, GP, SB — Soil Boring
- MW — Monitor Well
- Where applicable soil borings and monitoring wells are identified on the Figure as being co-located for visual purposes. In actuality, the soil borings were converted into monitoring wells.
- BOL — Bollard
- CB — Catch Basin
- CBCI — Catch Basin Curb Inlet
- CBR — Catch Basin Round
- CO — Cleanout
- TREE — Coniferous Tree
- TREE — Deciduous Tree
- EMH — Electric Manhole
- FFE= — Finished Floor Elevation
- RE= — Roof Elevation
- GV — Gas Valve
- HH — Hand Hole
- HYD — Hydrant
- LP — Light Pole
- SMH — Sanitary Manhole
- TPED — Telephone Pedestal
- UMH — Unknown Manhole Type
- UP — Utility Pole
- WV — Water Valve
- T — Overhead Telephone Wires
- UE — Underground Electric Line Markout
- G — Underground Gas Line Markout
- STM — Underground Steam Line
- UT — Underground Telephone Line Markout
- W — Underground Water Line Markout
- SS — Underground Sanitary Sewer Line Markout

MAP NOTES:

1. Boundary and topographic information shown hereon was compiled from an actual field survey conducted during the month of May 2015 and Septmeber 2015.
2. North orientation and bearings are referenced to Grid North and are based on the New York State Plane Coordinate System, East Zone, NAD 83/2011 epoch 2010.00 as obtained from GPS observations
3. Objects shown on this drawing with a distance indicating how far that object is from a particular line, lie on the same side of the line that the offset distance is written.
4. Vertical datum shown hereon is NAVD 88 and was obtained from GPS observations which were post processed holding Queens and Lamont Earth CORS.
5. Underground facilities, structures, and utilities have been plotted from data obtained from previous maps and record drawings. Surface features such as catch basin rims, manhole covers, water valves, gas valves, etc. are the result of field survey unless noted otherwise. There may be other underground utilities, the existence of which is not known to the undersigned. Size and location of all underground utilities and structures must be verified by the appropriate authorities. Dig Safely New York must be notified prior to conducting test borings, excavation and construction.
6. This survey was prepared without the benefit of an up to date abstract of title or title report and is therefore subject to any easements, covenants, restrictions or any statement of fact that such documents may disclose.

MAP REFERENCE:

1. "Boundary and Topographic Survey" Cottage Place, City of Yonkers, Westchester County, New York, Dated June 29, 2010. Prepared by Langan Engineers & Environmental Services.

DATE		REVISIONS RECORD/DESCRIPTION	DRAFTER	CHECK	APPR.
	1				
	2				
	3				
	4				
	5				
	6				
	7				
	8				
	9				

UNAUTHORIZED ALTERATION OR ADDITION TO THIS DOCUMENT IS A VIOLATION OF THE NEW YORK STATE EDUCATION LAW.

© 2017 C.T. MALE ASSOCIATES

DESIGNED:
DRAFTED : GLB
CHECKED : S. BIEBER
PROJ. NO : 16.6664
SCALE : 1"=20'
DATE : MARCH 17, 2017

FIGURE 3
ANALYTES IN SOIL/FILL EXCEEDING SCO's

COTTAGE PLACE GARDENS PHASE 4 PARCEL

CITY OF YONKERS — WESTCHESTER COUNTY, NEW YORK

C.T. MALE ASSOCIATES
Engineering, Surveying, Architecture & Landscape Architecture, D.P.C.
50 CENTURY HILL DRIVE, LATHAM, NY 12110
518.786.7400 * FAX 518.786.7299

FIG3
SHEET 2 OF 3
DWG. NO: 17-141

CAD DWG. FILE NAME: K:\Projects\16664\Survey\Drawings Maps\FIGURE 3 ANALYTES IN SOIL-PHASE 4 PARCEL.dwg

CAD DWG. FILE NAME: FIGURE 3 ANALYTES IN S

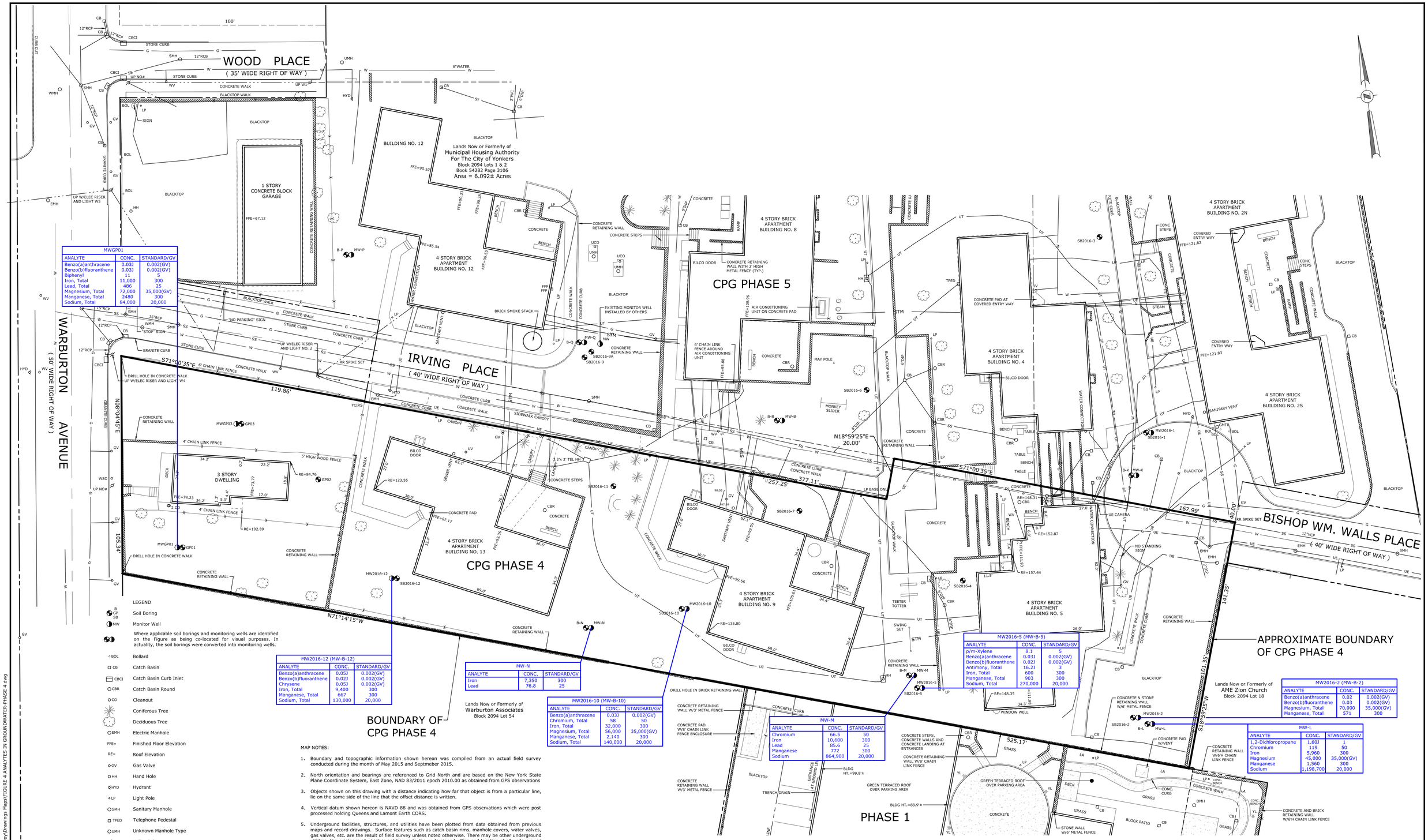

MWGP01		
ANALYTE	CONC.	STANDARD/GV
Benzo(a)anthracene	0.03J	0.002(GV)
Benzo(b)fluoranthene	0.03J	0.002(GV)
Biphenyl	11	5
Iron, Total	11,000	300
Lead, Total	486	25
Magnesium, Total	72,000	35,000(GV)
Manganese, Total	2480	300
Sodium, Total	84,000	20,000

MW2016-12 (MW-B-12)		
ANALYTE	CONC.	STANDARD/GV
Benzo(a)anthracene	0.05J	0.002(GV)
Benzo(b)fluoranthene	0.02J	0.002(GV)
Chrysene	0.05J	0.002(GV)
Iron, Total	9,400	300
Manganese, Total	667	300
Sodium, Total	130,000	20,000

MW-N		
ANALYTE	CONC.	STANDARD/GV
Iron	7,350	300
Lead	76.8	25

MW2016-10 (MW-B-10)		
ANALYTE	CONC.	STANDARD/GV
Benzo(a)anthracene	0.03J	0.002(GV)
Chromium, Total	58	50
Iron, Total	32,000	300
Magnesium, Total	56,000	35,000(GV)
Manganese, Total	2,140	300
Sodium, Total	140,000	20,000

MW-M		
ANALYTE	CONC.	STANDARD/GV
Chromium	66.5	50
Iron	10,600	300
Lead	85.6	25
Manganese	772	300
Sodium	864,900	20,000

MW2016-5 (MW-B-5)		
ANALYTE	CONC.	STANDARD/GV
p/m-Xylene	8.1	5
Benzo(a)anthracene	0.03J	0.002(GV)
Benzo(b)fluoranthene	0.02J	0.002(GV)
Antimony, Total	16.2J	3
Iron, Total	600	300
Manganese, Total	903	300
Sodium, Total	270,000	20,000

MW2016-2 (MW-B-2)		
ANALYTE	CONC.	STANDARD/GV
Benzo(a)anthracene	0.02	0.002(GV)
Benzo(b)fluoranthene	0.03	0.002(GV)
Magnesium, Total	70,000	35,000(GV)
Manganese, Total	571	300

MW-L		
ANALYTE	CONC.	STANDARD/GV
1,2-Dichloropropane	1.6DJ	1
Chromium	119	50
Iron	5,960	300
Magnesium, Total	45,000	35,000(GV)
Manganese	1,560	300
Sodium	1,198,700	20,000

LEGEND

- Soil Boring
- Monitor Well
- Where applicable soil borings and monitoring wells are identified on the Figure as being co-located for visual purposes. In actuality, the soil borings were converted into monitoring wells.
- Bollard
- Catch Basin
- Catch Basin Curb Inlet
- Catch Basin Round
- Cleanout
- Coniferous Tree
- Deciduous Tree
- Electric Manhole
- FFE= Finished Floor Elevation
- RE= Roof Elevation
- Gas Valve
- Hand Hole
- Hydrant
- Light Pole
- Sanitary Manhole
- Telephone Pedestal
- Unknown Manhole Type
- Utility Pole
- Water Valve
- Overhead Telephone Wires
- Underground Electric Line Markout
- Underground Gas Line Markout
- Underground Steam Line
- Underground Telephone Line Markout
- Underground Water Line Markout
- Underground Sanitary Sewer Line Markout

MAP NOTES:

1. Boundary and topographic information shown hereon was compiled from an actual field survey conducted during the month of May 2015 and Septmeber 2015.
2. North orientation and bearings are referenced to Grid North and are based on the New York State Plane Coordinate System, East Zone, NAD 83/2011 epoch 2010.00 as obtained from GPS observations
3. Objects shown on this drawing with a distance indicating how far that object is from a particular line, lie on the same side of the line that the offset distance is written.
4. Vertical datum shown hereon is NAVD 88 and was obtained from GPS observations which were post processed holding Queens and Lamont Earth CORS.
5. Underground facilities, structures, and utilities have been plotted from data obtained from previous maps and record drawings. Surface features such as catch basin rims, manhole covers, water valves, gas valves, etc. are the result of field survey unless noted otherwise. There may be other underground utilities, the existence of which is not known to the undersigned. Size and location of all underground utilities and structures must be verified by the appropriate authorities. Dig Safely New York must be notified prior to conducting test borings, excavation and construction.
6. This survey was prepared without the benefit of an up to date abstract of title or title report and is therefore subject to any easements, covenants, restrictions or any statement of fact that such documents may disclose.

MAP REFERENCE:

1. "Boundary and Topographic Survey" Cottage Place, City of Yonkers, Westchester County, New York, Dated June 29, 2010. Prepared by Langan Engineers & Environmental Services.

DATE		REVISIONS RECORD/DESCRIPTION	DRAFTER	CHECK	APPR.
	1				
	2				
	3				
	4				
	5				
	6				
	7				
	8				
	9				

UNAUTHORIZED ALTERATION OR ADDITION TO THIS DOCUMENT IS A VIOLATION OF THE NEW YORK STATE EDUCATION LAW.

© 2017
C.T. MALE ASSOCIATES

DESIGNED:
DRAFTED : GLB
CHECKED : S. BIEBER
PROJ. NO : 16.6664
SCALE : 1"=20'
DATE : MARCH 17, 2017

FIGURE 4
ANALYTES IN GROUNDWATER EXCEEDING GROUNDWATER STANDARDS AND GUIDANCE VALUES

COTTAGE PLACE GARDENS PHASE 4 PARCEL

CITY OF YONKERS — WESTCHESTER COUNTY, NEW YORK

C.T. MALE ASSOCIATES
Engineering, Surveying, Architecture & Landscape Architecture, D.P.C.
50 CENTURY HILL DRIVE, LATHAM, NY 12110
518.786.7400 * FAX 518.786.7299

SHEET 3 OF 3
DWG. NO: 17-141

CAD DWG. FILE NAME: K:\Projects\16664\Survey\Drawings Maps\FIGURE 4 ANALYTES IN GROUNDWATER-PHASE 4.dwg

CAD DWG. FILE NAME: FIGURE 4 ANALYTES IN G

APPENDIX B

TABLES

Data Not Validated

TABLE 1: SOIL SAMPLING ANALYTICAL RESULTS SUMMARY
2015 C.T. MALE PHASE II ESA
COTTAGE PLACE GARDENS PHASE 4 PARCEL
CITY OF YONKERS, WESTCHESTER COUNTY

Sample ID Lab Sample Number Sampling Date Units	CAS #	6 NYCRR 375 UNRESTRICTED USE SCOc[1] (mg/kg)	6 NYCRR RESTRICTED RESIDENTIAL USE SCOs[2] (mg/kg)	B-L (0-2.5') F4984-10 12/4/2014 mg/kg	B-M (5'-7.5') F4984-11 12/4/2014 mg/kg	B-N (0-2.5') F4984-12 12/4/2014 mg/kg
Volatile Organic Compounds						
Acetone	67-64-1	0.05	100	0.0131 J	0.0491	0.0242 U
Methylene Chloride	75-09-2	0.05	100	0.0028 J	0.0055	0.0014 J
Semi-Volatile Organic Compounds						
Anthracene	120-12-7	100	100	2.00 U	0.360 U	0.0990 J
Benzo(a)anthracene	56-55-3	1	1	2.00 U	0.360 U	0.300 J
Benzo(a)pyrene	50-32-8	1	1	2.00 U	0.360 U	0.270 J
Benzo(b)fluoranthene	205-99-2	1	1	2.00 U	0.360 U	0.340 J
Benzo(g,h,i)perylene	191-24-2	100	100	2.00 U	0.360 U	0.170 J
Benzo(k)fluoranthene	207-08-9	0.8	3.9	2.00 U	0.360 U	0.100 J
Chrysene	218-01-9	1	3.9	2.00 U	0.360 U	0.310 J
Dimethylphthalate	131-11-3	NS	NS	2.00 U	0.180 J	0.250 J
Fluoranthene	206-44-0	100	100	2.00 U	0.360 U	0.6
Indeno(1,2,3-cd)pyrene	193-39-5	0.5	0.5	2.00 U	0.360 U	0.140 J
Phenanthrene	85-01-8	100	100	2.00 U	0.360 U	0.42
Phenol	108-95-2	0.33	100	2.00 U	0.0840 J	0.110 J
Pyrene	129-00-0	100	100	2.00 U	0.360 U	0.55
PESTICIDES						
4,4-DDE	72-55-9	0.0033	8.9	0.0020 U	0.0019 U	0.0017 J
4,4-DDT	50-29-3	0.0033	7.9	0.0020 U	0.0019 U	0.0016 J
PCBs (None Detected Above The Laboratory's Method Detection Limits)						
METALS & CYANIDE						
Aluminum	7429-90-5	NS	NS	12200	7010	7350
Arsenic	7440-38-2	13	16	2	1.54	4.1
Barium	7440-39-3	350	400	57.7	38.8	229
Beryllium	7440-41-7	7.2	72	0.455	0.277 J	0.413
Calcium	7440-70-2	NS	NS	1550	1740	16400

TABLE 1: SOIL SAMPLING ANALYTICAL RESULTS SUMMARY
2015 C.T. MALE PHASE II ESA
COTTAGE PLACE GARDENS PHASE 4 PARCEL
CITY OF YONKERS, WESTCHESTER COUNTY

Sample ID Lab Sample Number Sampling Date Units	CAS #	6 NYCRR 375 UNRESTRICTED USE SCOc(1) (mg/kg)	6 NYCRR RESTRICTED RESIDENTIAL USE SCOs(2) (mg/kg)	B-L (0-2.5') F4984-10 12/4/2014 mg/kg	B-M (5'-7.5') F4984-11 12/4/2014 mg/kg	B-N (0-2.5') F4984-12 12/4/2014 mg/kg
Chromium	7440-47-3	30	180	21.4	22.6	20.8
Cobalt	7440-48-4	NS	NS	9.96	8.73	7.32
Copper	7440-50-8	50	270	9.18	24.5	33.8
Iron	7439-89-6	NS	NS	19500	12600	14700
Lead	7439-92-1	63	400	9.96	3.42	**578**
Magnesium	7439-95-4	NS	NS	3110	2280	3630
Manganese	7439-96-5	1600	2000	585	375	431
Mercury	7439-97-6	0.18	0.81	0.123	0.0080 J	**0.820 D**
Nickel	7440-02-0	30	310	17.6	19.9	15.7
Potassium	7440-09-7	NS	NS	602	739	524
Selenium	7782-49-2	3.9	180	0.815 J	0.584 J	0.638 J
Sodium	7440-23-5	NS	NS	289	4070	138
Vanadium	7440-62-2	NS	NS	20	22.2	20
Zinc	7440-66-6	109	10,000	42.6	19.4	**457**
Cyanide	57-12-5	27	27	0.131 J	0.0750 J	0.402

(1) Soil Cleanup Objectives (SCOs) for Unrestricted Use Sites promulgated at 6 NYCRR Part 375.

(2) FD12514 is a replicate (duplicate) of B-P (7.5'-9.2').

NS denotes No Standard.

U indicates the analyte was analyzed for, but not detected.

J indicates the reported value was obtained from a reading that was less than the Contract Required Detection Limit (CRDL), but greater than or equal to the Instrument Detection Limit (IDL).

D indicates the reported value is from a secondary analysis with a dilution factor. The original analysis exceeded the calibration range.

P indicates there is >25% difference for detected concentrations between the two GC columns. The lower of the two values is reported.

Data Not Validated

TABLE 2: SOIL SAMPLING ANALYTICAL RESULTS SUMMARY
DECEMBER 2016 SOIL SAMPLING
COTTAGE PLACE GARDENS PHASE 4 PARCEL
CITY OF YONKERS, WESTCHESTER COUNTY

			SAMPLE ID:	SB2016-2 (B-2)[3]				SB2016-4 (B-4, S2, 2-4')				SB2016-5 (B-5, S1, 0-2')				SB2016-7 (B-7, S3, 4-6')			
			LAB ID:	L1641295-10				L1641295-07				L1641295-02				L1641295-05			
			COLLECTION DATE:	12/21/2016				12/20/2016				12/19/2016				12/20/2016			
			SAMPLE DEPTH:	0-4'				2'-4'				0-2'				4'-6'			
ANALYTE	CAS	6 NYCRR 375 UNRESTRICTED USE SCOs[1] (mg/kg)	6 NYCRR RESTRICTED RESIDENTIAL USE SCOs[2] (mg/kg)	Conc	Q	RL	MDL	Conc	Q	RL	MDL	Conc	Q	RL	MDL	Conc	Q	RL	MDL
Volatile Organic Compounds																			
2-Butanone	78-93-3	0.12	100	ND		0.0085	0.00023	ND		0.011	0.0003	ND		0.0078	0.00021	ND		0.01	0.00028
Acetone	67-64-1	0.05	100	**0.086**		0.0085	0.00088	ND		0.011	0.0011	**0.082**		0.0078	0.0008	ND		0.01	0.0011
Benzene	71-43-2	0.06	4.8	0.00025	J	0.00085	0.0001	0.00052	J	0.0011	0.00013	0.00035	J	0.00078	0.00009	0.00036	J	0.001	0.00012
Cyclohexane	110-82-7	NS	NS	ND		0.017	0.00012	0.001	J	0.022	0.00016	ND		0.016	0.00011	0.00052	J	0.021	0.00015
Ethylbenzene	100-41-4	1	41	0.00011	J	0.00085	0.00011	0.00036	J	0.0011	0.00014	ND		0.00078	0.0001	0.00021	J	0.001	0.00013
Methyl cyclohexane	108-87-2	NS	NS	ND		0.0034	0.00013	0.00085	J	0.0044	0.00017	0.00058	J	0.0031	0.00012	0.00038	J	0.0042	0.00016
o-Xylene	95-47-6	0.26	100	ND		0.0017	0.00029	0.00047	J	0.0022	0.00037	ND		0.0016	0.00026	ND		0.0021	0.00035
p/m-Xylene	179601-23-1	0.26	100	0.00033	J	0.0017	0.0003	0.0012	J	0.0022	0.00039	0.00069	J	0.0016	0.00027	0.00068	J	0.0021	0.00037
Tetrachloroethene	127-18-4	1.3	19	0.00014	J	0.00085	0.00012	0.00024	J	0.0011	0.00015	ND		0.00078	0.00011	ND		0.001	0.00015
Toluene	108-88-3	0.7	100	0.00065	J	0.0013	0.00016	0.0024		0.0016	0.00021	0.0018		0.0012	0.00015	0.0015	J	0.0016	0.0002
Total VOCs				0.08748	-	-	-	0.00704	-	-	-	0.08542	-	-	-	0.00365	-	-	-
Semi-Volatile Organic Compounds																			
Acenaphthene	83-32-9	20	100	ND		0.15	0.019	ND		0.16	0.02	ND		0.15	0.02	0.045	J	0.15	0.019
Acenaphthylene	208-96-8	100	100	ND		0.15	0.028	ND		0.16	0.03	ND		0.15	0.03	ND		0.15	0.029
Anthracene	120-12-7	100	100	ND		0.11	0.036	ND		0.12	0.038	ND		0.11	0.037	0.091	J	0.11	0.036
Benzo(a)anthracene	56-55-3	1	1	0.064	J	0.11	0.021	ND		0.12	0.022	0.048	J	0.11	0.022	0.24		0.11	0.021
Benzo(a)pyrene	50-32-8	1	1	0.076	J	0.15	0.045	ND		0.16	0.047	0.054	J	0.15	0.047	0.23		0.15	0.045
Benzo(b)fluoranthene	205-99-2	1	1	0.08	J	0.11	0.031	ND		0.12	0.033	0.065	J	0.11	0.032	0.28		0.11	0.031
Benzo(ghi)perylene	191-24-2	100	100	0.051	J	0.15	0.022	ND		0.16	0.023	0.033	J	0.15	0.022	0.14	J	0.15	0.022
Benzo(k)fluoranthene	207-08-9	0.8	3.9	0.035	J	0.11	0.029	ND		0.12	0.031	ND		0.11	0.031	0.1	J	0.11	0.03
Chrysene	218-01-9	1	3.9	0.061	J	0.11	0.019	ND		0.12	0.02	0.049	J	0.11	0.02	0.27		0.11	0.019
Dibenzo(a,h)anthracene	53-70-3	0.33	0.33	ND		0.11	0.021	ND		0.12	0.022	ND		0.11	0.022	**0.039**	J	0.11	0.022
Dibenzofuran	132-64-9	7	59	ND		0.18	0.017	ND		0.19	0.018	ND		0.19	0.018	0.024	J	0.19	0.018
Fluoranthene	206-44-0	100	100	0.12		0.11	0.021	ND		0.12	0.022	0.094	J	0.11	0.022	0.53		0.11	0.021
Fluorene	86-73-7	30	100	ND		0.18	0.018	ND		0.19	0.019	ND		0.19	0.019	0.038	J	0.19	0.018
Indeno(1,2,3-cd)pyrene	193-39-5	0.5	0.5	0.046	J	0.15	0.026	ND		0.16	0.027	0.037	J	0.15	0.027	0.16		0.15	0.026
Naphthalene	91-20-3	12	100	ND		0.18	0.022	ND		0.19	0.024	ND		0.19	0.023	0.039	J	0.19	0.023
Phenanthrene	85-01-8	100	100	0.06	J	0.11	0.022	ND		0.12	0.024	0.055	J	0.11	0.023	0.5		0.11	0.023
Pyrene	129-00-0	100	100	0.12		0.11	0.018	ND		0.12	0.019	0.082	J	0.11	0.019	0.51		0.11	0.018
Total SVOCs				0.713	-	-	-	-	-	-	-	0.517	-	-	-	3.236	-	-	-
Pesticides																			
4,4'-DDD	72-54-8	0.0033	13	ND		0.00178	0.000634	ND		0.00184	0.000657	ND		0.00185	0.00066	ND		0.00183	0.000654
4,4'-DDE	72-55-9	0.0033	8.9	ND		0.00178	0.000411	ND		0.00184	0.000426	0.0015	J	0.00185	0.000428	ND		0.00183	0.000424
4,4'-DDT	50-29-3	0.0033	7.9	ND		0.00333	0.00143	ND		0.00346	0.00148	**0.00356**	P	0.00347	0.00149	0.00266	J	0.00344	0.00147
Dieldrin	60-57-1	0.005	0.2	ND		0.00111	0.000556	ND		0.00115	0.000576	0.00101	J	0.00116	0.000578	ND		0.00114	0.000573
PCBs																			
Aroclor 1260	11096-82-5	0.1	1	ND		0.037	0.00282	ND		0.0387	0.00295	ND		0.0374	0.00285	0.0164	J	0.0376	0.00286
Aroclor 1268	11100-14-4	0.1	1	ND		0.037	0.00536	ND		0.0387	0.00562	ND		0.0374	0.00542	ND		0.0376	0.00545
PCBs, Total	1336-36-3	0.1	1	ND		0.037	0.00184	ND		0.0387	0.00192	ND		0.0374	0.00185	0.0164	J	0.0376	0.00186

Data Not Validated

TABLE 2: SOIL SAMPLING ANALYTICAL RESULTS SUMMARY
DECEMBER 2016 SOIL SAMPLING
COTTAGE PLACE GARDENS PHASE 4 PARCEL
CITY OF YONKERS, WESTCHESTER COUNTY

			SAMPLE ID:	SB2016-2 (B-2)				SB2016-4 (B-4, S2, 2-4')				SB2016-5 (B-5, S1, 0-2')				SB2016-7 (B-7, S3, 4-6')			
			LAB ID:	L1641295-10				L1641295-07				L1641295-02				L1641295-05			
			COLLECTION DATE:	12/21/2016				12/20/2016				12/19/2016				12/20/2016			
			SAMPLE DEPTH:	0-4'				2'-4'				0-2'				4'-6'			
ANALYTE	CAS	6 NYCRR 375 UNRESTRICTED USE SCOs[1] (mg/kg)	6 NYCRR RESTRICTED RESIDENTIAL USE SCOs[2] (mg/kg)	Conc	Q	RL	MDL	Conc	Q	RL	MDL	Conc	Q	RL	MDL	Conc	Q	RL	MDL
Metals & Cyanide																			
Aluminum, Total	7429-90-5	NS	NS	7400		8.9	2.4	9800		9	2.4	8100		9.1	2.5	8000		9	2.4
Antimony, Total	7440-36-0	NS	NS	ND		4.4	0.34	ND		4.5	0.34	0.73	J	4.6	0.35	ND		4.5	0.34
Arsenic, Total	7440-38-2	13	16	2.4		0.89	0.18	4.2		0.9	0.19	2.4		0.91	0.19	4.8		0.9	0.19
Barium, Total	7440-39-3	350	400	47		0.89	0.15	45		0.9	0.16	60		0.91	0.16	150		0.9	0.16
Beryllium, Total	7440-41-7	7.2	72	0.1	J	0.44	0.03	0.32	J	0.45	0.03	0.31	J	0.46	0.03	0.29	J	0.45	0.03
Cadmium, Total	7440-43-9	2.5	4.3	ND		0.89	0.09	ND		0.9	0.09	0.49	J	0.91	0.09	0.1	J	0.9	0.09
Calcium, Total	7440-70-2	NS	NS	3800		8.9	3.1	1900		9	3.2	1300		9.1	3.2	12000		9	3.2
Chromium, Total	7440-47-3	30	180	24		0.89	0.09	**31**		0.9	0.09	20		0.91	0.09	25		0.9	0.09
Cobalt, Total	7440-48-4	NS	NS	6.6		1.8	0.15	7.5		1.8	0.15	5.4		1.8	0.15	5.5		1.8	0.15
Copper, Total	7440-50-8	50	270	29		0.89	0.23	26		0.9	0.23	38		0.91	0.24	**120**		0.9	0.23
Iron, Total	7439-89-6	NS	NS	12000		4.4	0.8	15000		4.5	0.81	13000		4.6	0.82	13000		4.5	0.82
Lead, Total	7439-92-1	63	400	47		4.4	0.24	**150**		4.5	0.24	**90**		4.6	0.24	**310**		4.5	0.24
Magnesium, Total	7439-95-4	NS	NS	3500		8.9	1.4	2800		9	1.4	1800		9.1	1.4	2600		9	1.4
Manganese, Total	7439-96-5	1600	2000	360		0.89	0.14	230		0.9	0.14	250		0.91	0.14	280		0.9	0.14
Mercury, Total	7439-97-6	0.18	0.81	**0.24**		0.07	0.02	0.14		0.09	0.02	**0.25**		0.08	0.02	**0.25**		0.09	0.02
Nickel, Total	7440-02-0	30	310	14		2.2	0.22	17		2.2	0.22	12		2.3	0.22	16		2.3	0.22
Potassium, Total	7440-09-7	NS	NS	630		220	13	590		220	13	450		230	13	480		230	13
Selenium, Total	7782-49-2	3.9	180	ND		1.8	0.23	0.23	J	1.8	0.23	ND		1.8	0.24	ND		1.8	0.23
Silver, Total	7440-22-4	2	180	ND		0.89	0.25	ND		0.9	0.25	ND		0.91	0.26	ND		0.9	0.26
Sodium, Total	7440-23-5	NS	NS	460		180	2.8	120	J	180	2.8	75	J	180	2.9	160	J	180	2.8
Vanadium, Total	7440-62-2	NS	NS	25		0.89	0.18	30		0.9	0.18	23		0.91	0.18	24		0.9	0.18
Zinc, Total	7440-66-6	109	10,000	49		4.4	0.26	43		4.5	0.26	65		4.6	0.27	**190**		4.5	0.26
Cyanide, Total	57-12-5	27	27	ND		1.1	0.18	ND		1.1	0.18	ND		1.1	0.19	ND		1.1	0.18

(1) Soil Cleanup Objectives (SCOs) for Unrestricted Use Sites promulgated at 6 NYCRR Part 375.
(2) Soil Cleanup Objectives (SCOs) for Restricted Residential Use Sites promulgated at 6 NYCRR Part 375.
(3) SB2016-1 identifies the boring location. (B-1, S2, 2-4') is the identification assigned to the sample when collected in the field and reported in the laboratory report. This is the same for all samples listed in this table.
NS denotes No Standard.
ND denotes Non Detect.
Q denotes the laboratory's data qualifier.
RL denotes the laboratory's Reporting Limit.
MDL denotes the laboratory's Method Detection Limit.
J denotes an estimated value. The target analyte concentration is below the RL, but above the MDL.

TABLE 2: SOIL SAMPLING ANALYTICAL RESULTS SUMMARY
DECEMBER 2016 SOIL SAMPLING
COTTAGE PLACE GARDENS PHASE 4 PARCEL
CITY OF YONKERS, WESTCHESTER COUNTY

			SAMPLE ID:	SB2016-10 (B-10, S2, 3-4')				SB2016-11 (B-11, S2, 2-4')				SB2016-12 (B-12, S3, 4-6')			
			LAB ID:	L1640986-02				L1641295-01				L1640986-01			
			COLLECTION DATE:	12/15/2016				12/19/2016				12/15/2016			
			SAMPLE DEPTH:	3'-4'				2'-4'				4'-6'			
ANALYTE	CAS	6 NYCRR 375 UNRESTRICTED USE SCOs[1] (mg/kg)	6 NYCRR RESTRICTED RESIDENTIAL USE SCOs[2] (mg/kg)	Conc	Q	RL	MDL	Conc	Q	RL	MDL	Conc	Q	RL	MDL
Volatile Organic Compounds															
2-Butanone	78-93-3	0.12	100	0.0064	J	0.011	0.00029	ND		0.013	0.00036	ND		0.0086	0.00023
Acetone	67-64-1	0.05	100	**0.2**		0.011	0.0011	**0.084**		0.013	0.0014	0.0063	J	0.0086	0.00089
Benzene	71-43-2	0.06	4.8	0.00041	J	0.0011	0.00013	0.00061	J	0.0013	0.00016	0.00058	J	0.00086	0.0001
Cyclohexane	110-82-7	NS	NS	ND		0.022	0.00016	ND		0.026	0.00019	0.0012	J	0.017	0.00012
Ethylbenzene	100-41-4	1	41	ND		0.0011	0.00014	ND		0.0013	0.00017	0.00017	J	0.00086	0.00011
Methyl cyclohexane	108-87-2	NS	NS	0.00093	J	0.0043	0.00017	0.00072	J	0.0053	0.0002	0.00099	J	0.0034	0.00013
o-Xylene	95-47-6	0.26	100	ND		0.0022	0.00037	ND		0.0026	0.00045	ND		0.0017	0.00029
p/m-Xylene	179601-23-1	0.26	100	ND		0.0022	0.00038	0.0011	J	0.0026	0.00047	0.00051	J	0.0017	0.0003
Tetrachloroethene	127-18-4	1.3	19	ND		0.0011	0.00015	ND		0.0013	0.00019	0.00018	J	0.00086	0.00012
Toluene	108-88-3	0.7	100	0.0013	J	0.0016	0.00021	0.0028		0.002	0.00026	0.0019		0.0013	0.00017
Total VOCs				0.20904	-	-	-	0.08923	-	-	-	0.01183	-	-	-
Semi-Volatile Organic Compounds															
Acenaphthene	83-32-9	20	100	ND		0.15	0.02	0.03	J	0.18	0.023	ND		0.15	0.02
Acenaphthylene	208-96-8	100	100	ND		0.15	0.029	0.057	J	0.18	0.034	ND		0.15	0.029
Anthracene	120-12-7	100	100	ND		0.11	0.037	0.1	J	0.13	0.044	ND		0.11	0.037
Benzo(a)anthracene	56-55-3	1	1	ND		0.11	0.021	0.3		0.13	0.025	ND		0.11	0.021
Benzo(a)pyrene	50-32-8	1	1	ND		0.15	0.046	0.33		0.18	0.054	ND		0.15	0.046
Benzo(b)fluoranthene	205-99-2	1	1	ND		0.11	0.032	0.44		0.13	0.038	ND		0.11	0.032
Benzo(ghi)perylene	191-24-2	100	100	ND		0.15	0.022	0.32		0.18	0.026	ND		0.15	0.022
Benzo(k)fluoranthene	207-08-9	0.8	3.9	ND		0.11	0.03	0.13		0.13	0.036	ND		0.11	0.03
Chrysene	218-01-9	1	3.9	ND		0.11	0.02	0.33		0.13	0.023	0.02	J	0.11	0.02
Dibenzo(a,h)anthracene	53-70-3	0.33	0.33	ND		0.11	0.022	0.064	J	0.13	0.026	ND		0.11	0.022
Dibenzofuran	132-64-9	7	59	ND		0.19	0.018	ND		0.22	0.021	ND		0.19	0.018
Fluoranthene	206-44-0	100	100	ND		0.11	0.022	0.57		0.13	0.026	0.038	J	0.11	0.022
Fluorene	86-73-7	30	100	ND		0.19	0.018	0.048	J	0.22	0.022	0.019	J	0.19	0.018
Indeno(1,2,3-cd)pyrene	193-39-5	0.5	0.5	ND		0.15	0.026	0.26		0.18	0.031	ND		0.15	0.026
Naphthalene	91-20-3	12	100	ND		0.19	0.023	ND		0.22	0.027	ND		0.19	0.023
Phenanthrene	85-01-8	100	100	ND		0.11	0.023	0.41		0.13	0.027	0.1	J	0.11	0.023
Pyrene	129-00-0	100	100	ND		0.11	0.019	0.52		0.13	0.022	0.046	J	0.11	0.019
Total SVOCs				-	-	-	-	3.909	-	-	-	0.223	-	-	-
Pesticides															
4,4'-DDD	72-54-8	0.0033	13	ND		0.00185	0.000659	**0.0055**		0.0018	0.000643	ND		0.00185	0.000659
4,4'-DDE	72-55-9	0.0033	8.9	ND		0.00185	0.000428	**0.0162**		0.0018	0.000417	ND		0.00185	0.000428
4,4'-DDT	50-29-3	0.0033	7.9	ND		0.00347	0.00149	**0.134**		0.00338	0.00145	ND		0.00347	0.00149
Dieldrin	60-57-1	0.005	0.2	ND		0.00116	0.000578	ND		0.00113	0.000563	ND		0.00116	0.000578
PCBs															
Aroclor 1260	11096-82-5	0.1	1	ND		0.0381	0.0029	ND		0.0375	0.00286	ND		0.0382	0.00291
Aroclor 1268	11100-14-4	0.1	1	ND		0.0381	0.00553	**0.238**		0.0375	0.00543	ND		0.0382	0.00554
PCBs, Total	1336-36-3	0.1	1	ND		0.0381	0.00189	**0.238**		0.0375	0.00543	ND		0.0382	0.0019

Data Not Validated

TABLE 2: SOIL SAMPLING ANALYTICAL RESULTS SUMMARY
DECEMBER 2016 SOIL SAMPLING
COTTAGE PLACE GARDENS PHASE 4 PARCEL
CITY OF YONKERS, WESTCHESTER COUNTY

			SAMPLE ID:	SB2016-10 (B-10, S2, 3-4')				SB2016-11 (B-11, S2, 2-4')				SB2016-12 (B-12, S3, 4-6')			
			LAB ID:	L1640986-02				L1641295-01				L1640986-01			
			COLLECTION DATE:	12/15/2016				12/19/2016				12/15/2016			
			SAMPLE DEPTH:	3'-4'				2'-4'				4'-6'			
ANALYTE	CAS	6 NYCRR 375 UNRESTRICTED USE SCOs[1] (mg/kg)	6 NYCRR RESTRICTED RESIDENTIAL USE SCOs[2] (mg/kg)	Conc	Q	RL	MDL	Conc	Q	RL	MDL	Conc	Q	RL	MDL
Metals & Cyanide															
Aluminum, Total	7429-90-5	NS	NS	8300		8.9	2.4	6400		8.9	2.4	9500		9.3	2.5
Antimony, Total	7440-36-0	NS	NS	ND		4.4	0.34	0.98	J	4.4	0.34	ND		4.6	0.35
Arsenic, Total	7440-38-2	13	16	2.5		0.89	0.18	6.9		0.89	0.18	1.7		0.93	0.19
Barium, Total	7440-39-3	350	400	46		0.89	0.15	**670**		0.89	0.15	38		0.93	0.16
Beryllium, Total	7440-41-7	7.2	72	0.53		0.44	0.03	0.3	J	0.44	0.03	0.31	J	0.46	0.03
Cadmium, Total	7440-43-9	2.5	4.3	ND		0.89	0.09	0.73	J	0.89	0.09	ND		0.93	0.09
Calcium, Total	7440-70-2	NS	NS	1400		8.9	3.1	34000		8.9	3.1	2200		9.3	3.2
Chromium, Total	7440-47-3	30	180	**33**		0.89	0.09	**76**		0.89	0.09	**58**		0.93	0.09
Cobalt, Total	7440-48-4	NS	NS	8.9		1.8	0.15	2.7		1.8	0.15	5.9		1.9	0.15
Copper, Total	7440-50-8	50	270	8.9		0.89	0.23	**89**		0.89	0.23	13		0.93	0.24
Iron, Total	7439-89-6	NS	NS	18000		4.4	0.8	14000		4.4	0.8	16000		4.6	0.84
Lead, Total	7439-92-1	63	400	17		4.4	0.24	**2300**		4.4	0.24	32		4.6	0.25
Magnesium, Total	7439-95-4	NS	NS	1700		8.9	1.4	8700		8.9	1.4	2900		9.3	1.4
Manganese, Total	7439-96-5	1600	2000	550		0.89	0.14	260		0.89	0.14	180		0.93	0.15
Mercury, Total	7439-97-6	0.18	0.81	0.05	J	0.07	0.02	**0.68**		0.09	0.02	0.04	J	0.07	0.02
Nickel, Total	7440-02-0	30	310	9.6		2.2	0.21	5.8		2.2	0.22	11		2.3	0.22
Potassium, Total	7440-09-7	NS	NS	540		220	13	560		220	13	270		230	13
Selenium, Total	7782-49-2	3.9	180	ND		1.8	0.23	ND		1.8	0.23	ND		1.9	0.24
Silver, Total	7440-22-4	2	180	ND		0.89	0.25	0.25	J	0.89	0.25	ND		0.93	0.26
Sodium, Total	7440-23-5	NS	NS	54	J	180	2.8	230		180	2.8	140	J	190	2.9
Vanadium, Total	7440-62-2	NS	NS	26		0.89	0.18	28		0.89	0.18	37		0.93	0.19
Zinc, Total	7440-66-6	109	10,000	27		4.4	0.26	**480**		4.4	0.26	36		4.6	0.27
Cyanide, Total	57-12-5	27	27	ND		1.1	0.19	0.34	J	1.1	0.18	ND		1.1	0.18

(1) Soil Cleanup Objectives (SCOs) for Unrestricted Use Sites promulgated at 6 NYCRR Part 375.
(2) Soil Cleanup Objectives (SCOs) for Restricted Residential Use Sites promulgated at 6 NYCRR Part 375.
(3) SB2016-1 identifies the boring location. (B-1, S2, 2-4') is the identification assigned to the sample when collected in the field and reported in the laboratory report. This is the same for all samples listed in this table.
NS denotes No Standard.
ND denotes Non Detect.
Q denotes the laboratory's data qualifier.
RL denotes the laboratory's Reporting Limit.
MDL denotes the laboratory's Method Detection Limit.
J denotes an estimated value. The target analyte concentration is below the RL, but above the MDL.

Data Not Validated

TABLE 3: SOIL SAMPLING ANALYTICAL RESULTS SUMMARY
MARCH 2017 SOIL SAMPLING
COTTAGE PLACE GARDENS PHASE 4 PARCEL
CITY OF YONKERS, WESTCHESTER COUNTY

			SAMPLE ID:	GP01_0-5				GP01_5-7.5				GP02_0-5				GP03_0-5			
			LAB ID:	L1706909-01				L1706909-02				L1706909-03				L1706909-04			
			COLLECTION DATE:	3/6/2017				3/6/2017				3/7/2017				3/7/2017			
			SAMPLE DEPTH (FT.):	0-5				5-7.5				0-5				0-5			
ANALYTE	CAS	6 NYCRR 375 UNRESTRICTED USE SCOs[1] (mg/kg)	6 NYCRR RESTRICTED RESIDENTIAL USE SCOs[2] (mg/kg)	SOIL Conc	Q	RL	MDL	SOIL Conc	Q	RL	MDL	SOIL Conc	Q	RL	MDL	SOIL Conc	Q	RL	MDL
VOLATILE ORGANICS BY 8260/5035																			
Acetone	67-64-1	0.05	100	**0.084**	J	0.37	0.038	ND		12	1.2	0.0024	J	0.0083	0.00086	**0.059**		0.0096	0.001
Ethylbenzene	100-41-4	1	41	ND		0.037	0.0047	0.26	J	1.2	0.15	ND		0.00083	0.0001	ND		0.00096	0.00012
Isopropylbenzene	98-82-8	No Standard	No Standard	ND		0.037	0.0038	0.44	J	1.2	0.12	ND		0.00083	0.00009	ND		0.00096	0.0001
Methyl Acetate	79-20-9	No Standard	No Standard	0.96		0.74	0.01	ND		23	0.31	ND		0.017	0.00022	ND		0.019	0.00026
Methylene chloride	75-09-2	0.05	100	ND		0.37	0.041	**1.6**	J	12	1.3	ND		0.0083	0.00092	ND		0.0096	0.0011
Total VOCs				1.044	-	-	-	2.3	-	-	-	0.0024	-	-	-	0.059	-	-	-
SEMIVOLATILE ORGANICS BY GC/MS																			
2-Methylnaphthalene	91-57-6	No Standard	No Standard	0.06	J	0.24	0.024	17		5.4	0.55	ND		0.23	0.023	ND		0.22	0.022
Acenaphthylene	208-96-8	100	100	0.05	J	0.16	0.03	ND		3.6	0.7	ND		0.15	0.03	ND		0.15	0.028
Acetophenone	98-86-2	No Standard	No Standard	0.027	J	0.2	0.024	ND		4.5	0.56	ND		0.19	0.024	ND		0.18	0.023
Anthracene	120-12-7	100	100	0.044	J	0.12	0.038	1	J	2.7	0.88	0.039	J	0.12	0.038	ND		0.11	0.036
Benzaldehyde	100-52-7	No Standard	No Standard	0.11	J	0.26	0.053	ND		6	1.2	ND		0.26	0.052	ND		0.24	0.05
Benzo(a)anthracene	56-55-3	1	1	0.19		0.12	0.022	ND		2.7	0.51	0.11	J	0.12	0.022	0.053	J	0.11	0.021
Benzo(a)pyrene	50-32-8	1	1	0.21		0.16	0.048	ND		3.6	1.1	0.1	J	0.15	0.047	0.056	J	0.15	0.045
Benzo(b)fluoranthene	205-99-2	1	1	0.35		0.12	0.033	ND		2.7	0.76	0.13		0.12	0.033	0.082	J	0.11	0.031
Benzo(ghi)perylene	191-24-2	100	100	0.17		0.16	0.023	ND		3.6	0.53	0.06	J	0.15	0.023	0.046	J	0.15	0.022
Benzo(k)fluoranthene	207-08-9	0.8	3.9	0.11	J	0.12	0.032	ND		2.7	0.73	0.048	J	0.12	0.031	ND		0.11	0.03
Biphenyl	92-52-4	No Standard	No Standard	ND		0.45	0.046	7	J	10	1	ND		0.44	0.045	ND		0.42	0.043
Bis(2-ethylhexyl)phthalate	117-81-7	No Standard	No Standard	0.2		0.2	0.068	ND		4.5	1.6	0.1	J	0.19	0.067	0.19		0.18	0.064
Butyl benzyl phthalate	85-68-7	No Standard	No Standard	0.13	J	0.2	0.05	ND		4.5	1.1	ND		0.19	0.049	ND		0.18	0.046
Carbazole	86-74-8	No Standard	No Standard	0.022	J	0.2	0.019	ND		4.5	0.44	ND		0.19	0.019	ND		0.18	0.018
Chrysene	218-01-9	1	3.9	0.22		0.12	0.02	ND		2.7	0.47	0.098	J	0.12	0.02	0.059	J	0.11	0.019
Dibenzo(a,h)anthracene	53-70-3	0.33	0.33	0.042	J	0.12	0.023	ND		2.7	0.52	ND		0.12	0.022	ND		0.11	0.021
Fluoranthene	206-44-0	100	100	0.4		0.12	0.023	ND		2.7	0.52	0.21		0.12	0.022	0.081	J	0.11	0.021
Fluorene	86-73-7	30	100	0.021	J	0.2	0.019	ND		4.5	0.44	ND		0.19	0.019	ND		0.18	0.018
Indeno(1,2,3-cd)pyrene	193-39-5	0.5	0.5	0.17		0.16	0.027	ND		3.6	0.63	0.066	J	0.15	0.027	0.045	J	0.15	0.026
Phenanthrene	85-01-8	100	100	0.16		0.12	0.024	14		2.7	0.55	0.15		0.12	0.024	0.035	J	0.11	0.022
Pyrene	129-00-0	100	100	0.37		0.12	0.02	0.62	J	2.7	0.45	0.18		0.12	0.019	0.081	J	0.11	0.018
Total SVOCs				3.056	-	-	-	39.62	-	-	-	1.291	-	-	-	0.728	-	-	-
ORGANOCHLORINE PESTICIDES BY GC																			
4,4'-DDD	72-54-8	0.0033	13	0.000927	J	0.00186	0.000664	NA		-	-	**0.00415**		0.00182	0.000647	0.00203		0.00177	0.000631
4,4'-DDE	72-55-9	0.0033	8.9	**0.022**		0.00186	0.000431	NA		-	-	**0.293**		0.00908	0.0021	**0.065**		0.00177	0.000409
4,4'-DDT	50-29-3	0.0033	7.9	**0.0445**		0.00349	0.0015	NA		-	-	**0.231**		0.017	0.0073	**0.234**		0.0166	0.00711
Chlordane	57-74-9	No Standard	No Standard	ND		0.0151	0.00617	NA		-	-	0.037	P	0.0148	0.00601	0.105	P	0.0144	0.00586
cis-Chlordane	5103-71-9	0.094	4.2	ND		0.00233	0.000649	NA		-	-	0.00192	J	0.00227	0.000632	0.00677	PI	0.00221	0.000616
Dieldrin	60-57-1	0.005	0.2	ND		0.00116	0.000582	NA		-	-	ND		0.00113	0.000567	**0.0111**		0.0011	0.000553
Heptachlor epoxide	1024-57-3	No Standard	No Standard	ND		0.00349	0.00105	NA		-	-	0.00293	J	0.0034	0.00102	ND		0.00332	0.000995
trans-Chlordane	5103-74-2	No Standard	No Standard	0.00176	J	0.00233	0.000615	NA		-	-	0.00248	PI	0.00227	0.000599	0.00896	PI	0.00221	0.000584
POLYCHLORINATED BIPHENYLS BY GC																			
Aroclor 1254	11097-69-1	0.1	1	0.0338	J	0.0399	0.00328	NA		-	-	ND		0.0386	0.00317	ND		0.0375	0.00309
Aroclor 1260	11096-82-5	0.1	1	0.0445		0.0399	0.00304	NA		-	-	ND		0.0386	0.00294	0.0289	J	0.0375	0.00286
PCBs, Total	1336-36-3	0.1	1	0.0783	J	0.0399	0.00198	NA		-	-	ND		0.0386	0.00191	0.0289	J	0.0375	0.00186

TABLE 3: SOIL SAMPLING ANALYTICAL RESULTS SUMMARY
MARCH 2017 SOIL SAMPLING
COTTAGE PLACE GARDENS PHASE 4 PARCEL
CITY OF YONKERS, WESTCHESTER COUNTY

			SAMPLE ID:	GP01_0-5				GP01_5-7.5				GP02_0-5				GP03_0-5			
			LAB ID:	L1706909-01				L1706909-02				L1706909-03				L1706909-04			
			COLLECTION DATE:	3/6/2017				3/6/2017				3/7/2017				3/7/2017			
			SAMPLE DEPTH (FT.):	0-5				5-7.5				0-5				0-5			
ANALYTE	CAS	6 NYCRR 375 UNRESTRICTED USE SCOs[1] (mg/kg)	6 NYCRR RESTRICTED RESIDENTIAL USE SCOs[2] (mg/kg)	Conc	Q	SOIL RL	MDL	Conc	Q	SOIL RL	MDL	Conc	Q	SOIL RL	MDL	Conc	Q	SOIL RL	MDL
TOTAL METALS																			
Aluminum, Total	7429-90-5	No Standard	No Standard	5200		9.3	2.5	NA		-	-	6400		9.1	2.5	5400		8.7	2.4
Antimony, Total	7440-36-0	No Standard	No Standard	0.89	J	4.6	0.35	NA		-	-	1.5	J	4.6	0.35	1.8	J	4.4	0.33
Arsenic, Total	7440-38-2	13	16	7.2		0.93	0.19	NA		-	-	7.4		0.91	0.19	3.8		0.87	0.18
Barium, Total	7440-39-3	350	400	220		0.93	0.16	NA		-	-	250		0.91	0.16	200		0.87	0.15
Beryllium, Total	7440-41-7	7.2	72	0.17	J	0.46	0.03	NA		-	-	0.31	J	0.46	0.03	0.2	J	0.44	0.03
Cadmium, Total	7440-43-9	2.5	4.3	0.56	J	0.93	0.09	NA		-	-	0.5	J	0.91	0.09	0.44	J	0.87	0.09
Calcium, Total	7440-70-2	No Standard	No Standard	12,000		9.3	3.2	NA		-	-	1600		9.1	3.2	56,000		8.7	3
Chromium, Total	7440-47-3	30	180	18		0.93	0.09	NA		-	-	25		0.91	0.09	13		0.87	0.08
Cobalt, Total	7440-48-4	No Standard	No Standard	4.1		1.8	0.15	NA		-	-	4.6		1.8	0.15	2.6		1.7	0.14
Copper, Total	7440-50-8	50	270	27		0.93	0.24	NA		-	-	39		0.91	0.24	16		0.87	0.22
Cyanide, Total	57-12-5	27	27	0.54	J	1.1	0.19	NA		-	-	0.2	J	1.1	0.18	0.3	J	1.1	0.18
Iron, Total	7439-89-6	No Standard	No Standard	11000		4.6	0.84	NA		-	-	11,000		4.6	0.82	10,000		4.4	0.79
Lead, Total	7439-92-1	63	400	**970**		4.6	0.25	NA		-	-	**860**		4.6	0.24	**550**		4.4	0.23
Magnesium, Total	7439-95-4	No Standard	No Standard	2800		9.3	1.4	NA		-	-	1600		9.1	1.4	14000		8.7	1.3
Manganese, Total	7439-96-5	1600	2000	230		0.93	0.15	NA		-	-	310		0.91	0.14	180		0.87	0.14
Mercury, Total	7439-97-6	0.18	0.81	**0.38**		0.08	0.02	NA		-	-	**1.2**		0.07	0.02	**0.26**		0.07	0.02
Nickel, Total	7440-02-0	30	310	11		2.3	0.22	NA		-	-	11		2.3	0.22	6.7		2.2	0.21
Potassium, Total	7440-09-7	No Standard	No Standard	580		230	13	NA		-	-	440		230	13	650		220	12
Selenium, Total	7782-49-2	3.9	180	0.68	J	1.8	0.24	NA		-	-	0.51	J	1.8	0.24	0.71	J	1.7	0.22
Sodium, Total	7440-23-5	No Standard	No Standard	200		180	2.9	NA		-	-	76	J	180	2.9	310		170	2.7
Vanadium, Total	7440-62-2	No Standard	No Standard	20		0.93	0.19	NA		-	-	23		0.91	0.18	15		0.87	0.18
Zinc, Total	7440-66-6	109	10,000	**360**		4.6	0.27	NA		-	-	**280**		4.6	0.27	**250**		4.4	0.26

(1) Soil Cleanup Objectives (SCOs) for Unrestricted Use Sites promulgated at 6 NYCRR Part 375.
(2) Soil Cleanup Objectives (SCOs) for Restricted Residential Use Sites promulgated at 6 NYCRR Part 375.
NS denotes No Standard.
ND denotes Non Detect.
NA denotes that the analyte was not requested to be analyzed by the laboratory
Q denotes the laboratory's data qualifier.
RL denotes the laboratory's Reporting Limit.
MDL denotes the laboratory's Method Detection Limit.
J denotes an estimated value. The target analyte concentration is below the RL, but above the MDL.
P denotes that the relative percent difference (RPD) between the results of the two columns exceeds the method-specific criteria.
PI denotes that the lower value for the two columns has been reported due to obvious interference.

Data Not Validated

TABLE 4: GROUNDWATER SAMPLING ANALYTICAL RESULTS SUMMARY
2015 C.T. MALE PHASE II ESA
COTTAGE PLACE GARDENS PHASE 4 PARCEL
CITY OF YONKERS, WESTCHESTER COUNTY

ANALYTE	CAS #	NYSDEC GROUNDWATER STANDARD OR GUIDANCE VALUE[1] (ug/l)	MW-L Water ug/L	FDGW01[2] Water ug/L	MW-M Water ug/L	MW-N Water ug/L
Volatile Organic Conpounds						
1,2-Dichloropropane	78-87-5	1	**1.60 J**	0.500 U	0.500 U	0.500 U
Semi-Volatile Organic Compounds						
Dimethylphthalate	131-11-3	50 (GV)	Not Analyzed	Not Analyzed	Not Analyzed	4.50 J
Pesticides (None Detected)						
PCBs (None Detected)						
Metals & Cyanide						
Aluminum	7429-90-5	No Standard	8,700	Not Analyzed	8,590	6,770
Arsenic	7440-38-2	25	2.50 U	Not Analyzed	4.91 J	2.50 U
Barium	7440-39-3	1,000	782	Not Analyzed	302	130
Calcium	7440-70-2	No Standard	284,100	Not Analyzed	146,600	97,500
Chromium	7440-47-3	50	**119**	Not Analyzed	**66.5**	35.9
Cobalt	7440-48-4	No Standard	6.92 J	Not Analyzed	9.21 J	5.87 J
Copper	7440-50-8	200	19.9	Not Analyzed	46.5	24.2
Iron	7439-89-6	300	**5,960**	Not Analyzed	**10,600**	**7,350**
Lead	7439-92-1	25	16.5	Not Analyzed	**85.6**	**76.8**
Magnesium	7439-95-4	35,000 (GV)	**45,000**	Not Analyzed	30,500	14,900
Manganese	7439-96-5	300	**1,560**	Not Analyzed	**772**	250
Mercury	7439-97-6	0.7	0.100 U	Not Analyzed	0.674	0.162 J
Nickel	7440-02-0	100	87.4	Not Analyzed	69.7	22.9
Potassium	7440-09-7	No Standard	15,400	Not Analyzed	12,400	7,980
Selenium	7782-49-2	10	5.00 U	Not Analyzed	5.00 U	5.35 J
Sodium	7440-23-5	20,000	**1,198,700**	Not Analyzed	**864,900**	18000
Vanadium	7440-62-2	No Standard	12.3 J	Not Analyzed	15.6 J	12.9 J
Zinc	7440-66-6	2,000 (GV)	34.3	Not Analyzed	75.9	62.2
Cyanide	57-12-5	200	Not Analyzed	Not Analyzed	Not Analyzed	0.0020 J

(1) TOGS 1.1.1, Ambient Water Quality Standards and Guidance Values and Groundwater Effluent Limitations. New York State Department of Water, June 1998 and Addendums April 2000 and June 2004.

(2) FDGW01 is a replicate (duplicate) of MW-L.

U indicates that the analyte was analyzed for, but not detected.

J indicates that the reported value was obtained from a reading that was less than the Contract Required Quantitation Limit, but greater than or equal to the Instrument Detection Limit (IDL).

Due to insufficient volume of groundwater in the monitoring wells when they were sampled, monitoring wells MW-L and MW-M were analyzed for VOCs and metals only. MW-N was analyzed for the full TCL/TAL parameters and cyanide.

Data Not Validated

TABLE 5: GROUNDWATER SAMPLING ANALYTICAL RESULTS SUMMARY
DECEMBER 2016 AND JANUARY 2017 GROUNDWATER SAMPLING
COTTAGE PLACE GARDENS PHASE 4 PARCEL
CITY OF YONKERS, WESTCHESTER COUNTY

SAMPLE ID:			SB2016-2 (MW-B-2)[2]				MW2016-5 (MW-B-5)				MW2016-10 (MW-B-10)				MW2016-12 (MW-B-12)			
LAB ID:			L1702743-01				L1642351-01				L1642351-02				L1642351-03			
COLLECTION DATE:		NYSDEC GROUNDWATER	1/26/2017				12/28/2016				12/28/2016				12/28/2016			
SAMPLE MATRIX:		STANDARD OR GUIDANCE	WATER				WATER				WATER				WATER			
ANALYTE	CAS #	VALUE[1] (ug/l)	Conc	Q	RL	MDL	Conc	Q	RL	MDL	Conc	Q	RL	MDL	Conc	Q	RL	MDL
Volatile Organic Compounds																		
Acetone	67-64-1	50	3.2	J	5	1.5	16		5	1.5	ND		5	1.5	ND		5	1.5
Chloroform	67-66-3	7	ND		2.5	0.7	ND		2.5	0.7	3.3		2.5	0.7	3.8		2.5	0.7
Chloromethane	74-87-3	No Standard	0.82	J	2.5	0.7	ND		2.5	0.7	ND		2.5	0.7	ND		2.5	0.7
Cyclohexane	110-82-7	No Standard	ND		10	0.27	25		10	0.27	ND		10	0.27	ND		10	0.27
Ethylbenzene	100-41-4	5	ND		2.5	0.7	1	J	2.5	0.7	ND		2.5	0.7	ND		2.5	0.7
Isopropylbenzene	98-82-8	5	ND		2.5	0.7	1.6	J	2.5	0.7	ND		2.5	0.7	ND		2.5	0.7
Methyl cyclohexane	108-87-2	No Standard	ND		10	0.4	28		10	0.4	ND		10	0.4	ND		10	0.4
Tetrachloroethene	127-18-4	5	0.22	J	0.5	0.18	ND		0.5	0.18	0.31	J	0.5	0.18	0.33	J	0.5	0.18
o-Xylene	95-47-6	5	ND		2.5	0.7	3.2		2.5	0.7	ND		2.5	0.7	ND		2.5	0.7
p/m-Xylene	179601-23-1	5	ND		2.5	0.7	**8.1**		2.5	0.7	ND		2.5	0.7	ND		2.5	0.7
Total VOCs	NA	No Standard	4.24				82.9	-	-	-	3.61	-	-	-	4.13	-	-	-
Total TIC Compounds	NA	No Standard					234.84	J	0	0	14.85	J	0	0	10.88	J	0	0
Semi-Volatile Organic Compounds																		
2-Methylnaphthalene	91-57-6	No Standard	0.06	J	0.2	0.05	1.4		0.2	0.05	ND		0.2	0.05	ND		0.2	0.05
Acenaphthene	83-32-9	20 (GV)	ND		0.1	0.04	ND		0.1	0.04	ND		0.1	0.04	0.05	J	0.1	0.04
Acenaphthylene	208-96-8	No Standard	ND		0.2	0.04	ND		0.2	0.04	ND		0.2	0.04	0.04	J	0.2	0.04
Anthracene	120-12-7	50 (GV)	ND		0.2	0.04	0.04	J	0.2	0.04	ND		0.2	0.04	0.07	J	0.2	0.04
Benzo(a)anthracene	56-55-3	0.002 (GV)	**0.02**	J	0.2	0.02	**0.03**	J	0.2	0.02	**0.03**	J	0.2	0.02	**0.05**	J	0.2	0.02
Benzo(b)fluoranthene	205-99-2	0.002 (GV)	**0.03**	J	0.2	0.02	**0.02**	J	0.2	0.02	ND		0.2	0.02	**0.02**	J	0.2	0.02
Bis(2-ethylhexyl)phthalate	117-81-7	5	ND		3	0.91	ND		3	0.91	ND		3	0.91	1.7	J	3	0.91
Chrysene	218-01-9	0.002 (GV)	ND		0.2	0.04	ND		0.2	0.04	ND		0.2	0.04	**0.05**	J	0.2	0.04
Fluoranthene	206-44-0	50 (GV)	0.06	J	0.2	0.04	0.1	J	0.2	0.04	0.13	J	0.2	0.04	0.29		0.2	0.04
Fluorene	86-73-7	50 (GV)	ND		0.2	0.04	0.05	J	0.2	0.04	ND		0.2	0.04	0.09	J	0.2	0.04
Naphthalene	91-20-3	10 (GV)	0.34		0.2	0.04	1.2		0.2	0.04	0.06	J	0.2	0.04	0.09	J	0.2	0.04
Phenanthrene	85-01-8	50 (GV)	0.07	J	0.2	0.02	0.19	J	0.2	0.02	0.27		0.2	0.02	0.29		0.2	0.02
Pyrene	129-00-0	50 (GV)	0.08	J	0.2	0.04	0.1	J	0.2	0.04	0.14	J	0.2	0.04	0.32		0.2	0.04
Total SVOCs	NA	No Standard	0.66				3.13	-	-	-	0.63	-	-	-	1.36	-	-	-
Total TIC Compounds	NA	No Standard	ND				281.16	-	-	-	ND	-	-	-	ND	-	-	-
Pesticides (None Detected)																		
PCBs (None Detected)																		
Metals & Cyanide																		
Aluminum, Total	7429-90-5	No Standard	ND		100	32	260		100	32	25,000		100	32	7,700		100	32
Antimony, Total	7440-36-0	3	ND		50	7.1	**16.2**	J	50	7.1	ND		50	7.1	ND		50	7.1
Arsenic, Total	7440-38-2	25	7.7		5	1.9	5.1		5	1.9	7.8		5	1.9	6		5	1.9
Barium, Total	7440-39-3	1,000	340		10	2	165		10	2.1	329		10	2.1	165		10	2.1
Calcium, Total	7440-70-2	No Standard	290,000		100	35	98,000		100	35	140,000		100	35	120,000		100	35
Chromium, Total	7440-47-3	50	2.3	J	10	2.1	3.2	J	10	2.1	**58**		10	2.1	24		10	2.1
Cobalt, Total	7440-48-4	No Standard	1.7	J	20	1.7	ND		20	1.7	23.6		20	1.7	6.6	J	20	1.7
Copper, Total	7440-50-8	200	3.4	J	10	2.2	4.6	J	10	2.2	107		10	2.2	32.1		10	2.2
Iron, Total	7439-89-6	300	**92**		50	9	**600**		50	9	**32,000**		50	9	**9,400**		50	9
Lead, Total	7439-92-1	25	ND		10	2.7	6.1	J	10	2.7	10.9		10	2.7	5.6	J	10	2.7
Magnesium, Total	7439-95-4	35,000 (GV)	**70,000**		100	15	31,000		100	15	**56,000**		100	15	33,000		100	15
Manganese, Total	7439-96-5	300	**571**		10	1.6	**903**		10	1.6	**2,140**		10	1.6	**667**		10	1.6
Mercury, Total	7439-97-6	0.7	0.09	J	0.2	0.06	ND		0.2	0.06	ND		0.2	0.06	ND		0.2	0.06

TABLE 5: GROUNDWATER SAMPLING ANALYTICAL RESULTS SUMMARY
DECEMBER 2016 AND JANUARY 2017 GROUNDWATER SAMPLING
COTTAGE PLACE GARDENS PHASE 4 PARCEL
CITY OF YONKERS, WESTCHESTER COUNTY

SAMPLE ID:			SB2016-2 (MW-B-2)[2]				MW2016-5 (MW-B-5)				MW2016-10 (MW-B-10)				MW2016-12 (MW-B-12)			
LAB ID:			L1702743-01				L1642351-01				L1642351-02				L1642351-03			
COLLECTION DATE:		NYSDEC GROUNDWATER	1/26/2017				12/28/2016				12/28/2016				12/28/2016			
SAMPLE MATRIX:		STANDARD OR GUIDANCE	WATER				WATER				WATER				WATER			
ANALYTE	CAS #	VALUE[1] (ug/l)	Conc	Q	RL	MDL	Conc	Q	RL	MDL	Conc	Q	RL	MDL	Conc	Q	RL	MDL
Nickel, Total	7440-02-0	100	3.6	J	25	2.4	2.5	J	25	2.4	56.7		25	2.4	19	J	25	2.4
Potassium, Total	7440-09-7	No Standard	8,100		2,500	240	6,700		2500	240	7,500		2500	240	8,000		2500	240
Sodium, Total	7440-23-5	20,000	640,000		2,000	120	**270,000**		2000	120	**140,000**		2000	120	**130,000**		2000	120
Vanadium, Total	7440-62-2	No Standard	2.1	J	10	2	3.1	J	10	2	29.6		10	2	12.9		10	2
Zinc, Total	7440-66-6	2,000 (GV)	ND		50	2.1	5.3	J	50	2.1	51.6		50	2.1	19.8	J	50	2.1
Cyanide, Total	57-12-5	200	3	J	5	1	ND		5	1	3	J	5	1	2	J	5	1

(1) TOGS 1.1.1, Ambient Water Quality Standards and Guidance Values and Groundwater Effluent Limitations. New York State Department of Environmental Conservation, June 1998 and Addendum April 2000.

(2) MW2016-2 identifies the monitoring well location. (MW-B-2) is the identification assigned to the sample when collected in the field and reported in the laboratory report. This is the same for all samples listed in this table.

GV indicates a Guidance Value.

J indicates that the reported value was obtained from a reading that was less than the Contract Required Quantitation Limit, but greater than or equal to the Instrument Detection Limit (IDL).

ND denotes Non Detect.

Q denotes the laboratory's data qualifier.
RL denotes the laboratory's Reporting Limit.
MDL denotes the laboratory's Method Detection Limit.
NA denotes Not Applicable

TABLE 6: GROUNDWATER SAMPLING ANALYTICAL RESULTS SUMMARY
MARCH 2017 GROUNDWATER SAMPLING
COTTAGE PLACE GARDENS PHASE 4 PARCEL
CITY OF YONKERS, WESTCHESTER COUNTY

Data Not Validated

		SAMPLE ID:	MWGP01			
		LAB ID:	L1707302-05			
		COLLECTION DATE:	3/8/2017			
ANALYTE	CAS	NYSDEC GROUNDWATER STANDARD OR GUIDANCE VALUE[1] (ug/l)	Conc	Q	RL	MDL
Volatile Organic Compounds						
2-Butanone	78-93-3	50 (GV)	5.7		5	1.9
Acetone	67-64-1	50 (GV)	26		5	1.5
Ethylbenzene	100-41-4	5	1.2	J	2.5	0.7
Isopropylbenzene	98-82-8	5	0.86	J	2.5	0.7
o-Xylene	95-47-6	5	0.76	J	2.5	0.7
Semi-Volatile Organic Compounds						
2-Methylnaphthalene	91-57-6	No Standard	5.2		0.2	0.05
Acenaphthene	83-32-9	20 (GV)	1.3		0.1	0.04
Acenaphthylene	208-96-8	No Standard	0.24		0.2	0.04
Anthracene	120-12-7	50 (GV)	0.21		0.2	0.04
Benzo(a)anthracene	56-55-3	0.002 (GV)	**0.03**	J	0.2	0.02
Benzo(b)fluoranthene	205-99-2	0.002 (GV)	**0.03**	J	0.2	0.02
Biphenyl	92-52-4	5	**11**		2	0.75
Fluoranthene	206-44-0	50 (GV)	0.05	J	0.2	0.04
Fluorene	86-73-7	50 (GV)	1.8		0.2	0.04
Naphthalene	91-20-3	10 (GV)	1.5		0.2	0.04
Phenanthrene	85-01-8	50 (GV)	2.3		0.2	0.02
Pyrene	129-00-0	50 (GV)	0.09	J	0.2	0.04
Pesticides and PCBs (None Detected Above The Laboratory's Method Detection Limits)						
Metals and Cyanide						
Aluminum, Total	7429-90-5	No Standard	9200		100	30
Barium, Total	7440-39-3	1000	327		10	2
Calcium, Total	7440-70-2	No Standard	160,000		100	40
Chromium, Total	7440-47-3	50	30		10	2
Cobalt, Total	7440-48-4	No Standard	11	J	20	2
Copper, Total	7440-50-8	200	49		10	2
Iron, Total	7439-89-6	300	**11,000**		50	10
Lead, Total	7439-92-1	25	**486**		10	3
Magnesium, Total	7439-95-4	35,000 (GV)	**72,000**		100	20
Manganese, Total	7439-96-5	300	**2480**		10	2
Mercury, Total	7439-97-6	0.7	0.16	J	0.2	0.06
Nickel, Total	7440-02-0	100	23	J	25	2
Potassium, Total	7440-09-7	No Standard	8600		2500	240
Selenium, Total	7782-49-2	10	4	J	10	4
Sodium, Total	7440-23-5	20,000	**84,000**		2000	120
Vanadium, Total	7440-62-2	No Standard	22		10	2
Zinc, Total	7440-66-6	2000 (GV)	197		50	2

(1) TOGS 1.1.1, Ambient Water Quality Standards and Guidance Values and Groundwater Effluent Limitations. New York State Department of Water, June 1998 and Addendums April 2000 and June 2004.

RL denotes the laboratory's Reporting Limit

MDL denotes the laboratory's Method Detection Limit

J indicates that the reported value was obtained from a reading that was less than the RL, but greater than the MDL

APPENDIX C

SUBSURFACE EXPLORATION LOGS

C.T. MALE ASSOCIATES

TEST BORING LOG

BORING NO.: SB2016-2
ELEVATION: **DATUM:**
LATITUDE: **LONGITUDE:**
START DATE: 12/21/2016 **FINISH DATE: 12/21/2016**
SHEET 1 OF 1

PROJECT: Proposed Cottage Place Gardens Redevelopment — CTM PROJECT NO.: 16.6664

LOCATION: Yonkers, New York — CTM OBSERVER: T. Morgan

DEPTH (FT.)	SAMPLE TYPE	SAMPLE NO.	BLOWS ON SAMPLER 0/6	6/12	12/18	18/24	N	RECOVERY	SAMPLE CLASSIFICATION
		1	-	4	9	50/.2	13	0.4'	ASPHALT (±3")
									SUBBASE (3 inch stone) (±6")
									FILL: Brown-Gray SILT, Some fine Sand, trace brick (Wet - Firm) ±4'
5		2	50/.3	-	-	-	100+	0.2'	Brown fine SAND, Some Silt, trace gravel (Wet - Very Compact)
									End of Boring @4.3' (Sampler Refusal, see Note 2)
10									
15									
20									
25									
30									

NOTES

Note 1: Auger chatter noted at depths of ±1.5'-4'

Note 2: During augering to 4 ft., keyways for the drill rigs right angle drive were sheared on two (2) occasions. After second instance, no additional keyways were available & hole was abandoned.

N = NO. OF BLOWS TO DRIVE 2" SAMPLER 12" WITH A 140 LB. WT. FALLING 30" PER BLOW

DRILLING CONTRACTOR: NYEG Drilling, LLC

DRILL RIG TYPE: Diedrich D-120 track mounted drill rig

METHOD OF INVESTIGATION: 4-1/4 inch ID Hollow Stem Augers w/ Automatic Safety Hammer

GROUNDWATER LEVEL

DATE	LEVEL	CASING	STABILIZATION TIME

THE SUBSURFACE INFORMATION SHOWN HEREON WAS OBTAINED FOR C.T. MALE DESIGN PURPOSES. IT IS MADE AVAILABLE TO AUTHORIZED USERS ONLY THAT THEY MAY HAVE ACCESS TO THE SAME INFORMATION AVAILABLE TO C.T. MALE. IT IS PRESENTED IN GOOD FAITH, BUT IS NOT INTENDED AS A SUBSTITUTE FOR INVESTIGATIONS, INTERPRETATION OR JUDGMENT OF SUCH AUTHORIZED USERS.

SAMPLE CLASSIFICATION BY: T. Morgan

C.T. MALE ASSOCIATES

TEST BORING LOG

BORING NO.: SB2016-4
ELEVATION: **DATUM:**
LATITUDE: **LONGITUDE:**
START DATE: 12/19/2016 **FINISH DATE: 12/20/2016**
SHEET 1 OF 1

PROJECT: Proposed Cottage Place Gardens Redevelopment CTM PROJECT NO.: 16.6664

LOCATION: Yonkers, New York CTM OBSERVER: T. Morgan

DEPTH (FT.)	SAMPLE TYPE	SAMPLE NO.	BLOWS ON SAMPLER 0/6	6/12	12/18	18/24	N	RECOVERY	SAMPLE CLASSIFICATION	NOTES
		1	1	2	3	2	5	0.7	TOPSOIL (±3")	
									FILL: Brown fine to medium SAND, little silt (Moist)	
		2	1	6	7	8	13	0.8'	- becomes Brown fine SAND & SILT, trace coarse	
									sand & gravel (Moist-Wet) ±2'	
5		3	14	12	11	14	23	1.8'	- grades trace brick ±4'	
									- grades no brick ±4.5'	
		4	17	16	30	36	46	NR	- WOOD ±5-5.5'	
									(Moist to Wet - Loose to Firm) ±6'	
		5	13	27	51	42	78	0.8'	Brown fine SAND, little silt & gravel, frequent cobbles	
10									(Moist)	
		6	36	35	36	50/.4	71	1.8'		
15										
		7	15	38	50/.2	-	100+	0.3'	(Moist - Compact to Very Compact)	
									End of Boring @ 16.2'	
									(Sampler Refusal)	
20										
25										
30										

N = NO. OF BLOWS TO DRIVE 2" SAMPLER 12" WITH A 140 LB. WT. FALLING 30" PER BLOW

DRILLING CONTRACTOR: NYEG Drilling, LLC

DRILL RIG TYPE: Diedrich D-120 track mounted drill rig

METHOD OF INVESTIGATION: 4-1/4 inch ID Hollow Stem Augers w/ Automatic Safety Hammer

GROUNDWATER LEVEL

DATE	LEVEL	CASING	STABILIZATION TIME
12/20	-	15'	End of Boring

THE SUBSURFACE INFORMATION SHOWN HEREON WAS OBTAINED FOR C.T. MALE DESIGN PURPOSES. IT IS MADE AVAILABLE TO AUTHORIZED USERS ONLY THAT THEY MAY HAVE ACCESS TO THE SAME INFORMATION AVAILABLE TO C.T. MALE. IT IS PRESENTED IN GOOD FAITH, BUT IS NOT INTENDED AS A SUBSTITUTE FOR INVESTIGATIONS, INTERPRETATION OR JUDGMENT OF SUCH AUTHORIZED USERS.

SAMPLE CLASSIFICATION BY: T. Morgan

C.T. MALE ASSOCIATES

TEST BORING LOG

BORING NO.: SB2016-5
ELEVATION: **DATUM:**
LATITUDE: **LONGITUDE:**
START DATE: 12/19/2016 **FINISH DATE: 12/19/2016**
SHEET 1 OF 1

PROJECT: Proposed Cottage Place Gardens Redevelopment CTM PROJECT NO.: 16.6664

LOCATION: Yonkers, New York CTM OBSERVER: T. Morgan

DEPTH (FT.)	SAMPLE TYPE	SAMPLE NO.	BLOWS ON SAMPLER 0/6	6/12	12/18	18/24	N	RECOVERY	SAMPLE CLASSIFICATION
		1	2	2	3	2	5	1.2'	FILL: Brown fine SAND & SILT, frequent glass, occasional slag & cobbles (Moist)
		2	3	3	14	18	17	1.3'	- becomes (Moist-Wet) ±2'
									- becomes Brown fine SAND, Some Silt, little gravel,
5		3	4	8	14	14	22	1.3'	occasional cobbles (Moist)
									- possible former topsoil layer with brick ±4-4.3'
		4	11	12	19	50/.2	31	1.7'	(Moist - Loose to Compact) ±4.5'
									Brown fine SAND, little to Some Silt & Gravel (Moist)
									- seam (Wet) ±6-6.5'
10									
		5	3	16	22	23	38	1.8'	
									- grades trace gravel ±10'
15									- grades brown-gray frequent cobbles ±11.5'
		6	23	30	41	50/.4	71	1.6'	- grades gray, little silt
20									(Moist to Wet - Compact to Very Compact)
		7	79	50/.3	-	-	100+	0.5'	
									End of Boring @ 20.7'
									(Sampler Refusal)
25									
30									

NOTES

Note 1: Slight odor noted on samples S-6 & S-7

Note 2: Upon completion of test boring, a groundwater monitoring well was constructed. See Monitoring Well Construction Log MS2016-5.

N = NO. OF BLOWS TO DRIVE 2" SAMPLER 12" WITH A 140 LB. WT. FALLING 30" PER BLOW

DRILLING CONTRACTOR: NYEG Drilling, LLC

DRILL RIG TYPE: Diedrich D-120 track mounted drill rig

METHOD OF INVESTIGATION: 4-1/4 inch ID Hollow Stem Augers w/ Automatic Safety Hammer

GROUNDWATER LEVEL

DATE	LEVEL	CASING	STABILIZATION TIME

THE SUBSURFACE INFORMATION SHOWN HEREON WAS OBTAINED FOR C.T. MALE DESIGN PURPOSES. IT IS MADE AVAILABLE TO AUTHORIZED USERS ONLY THAT THEY MAY HAVE ACCESS TO THE SAME INFORMATION AVAILABLE TO C.T. MALE. IT IS PRESENTED IN GOOD FAITH, BUT IS NOT INTENDED AS A SUBSTITUTE FOR INVESTIGATIONS, INTERPRETATION OR JUDGMENT OF SUCH AUTHORIZED USERS.

SAMPLE CLASSIFICATION BY: T. Morgan

C.T. MALE ASSOCIATES

TEST BORING LOG

BORING NO.: SB2016-7
ELEVATION: **DATUM:**
LATITUDE: **LONGITUDE:**
START DATE: 12/20/2016 **FINISH DATE: 12/20/2016**
SHEET 1 OF 1

PROJECT: Proposed Cottage Place Gardens Redevelopment CTM PROJECT NO.: 16.6664

LOCATION: Yonkers, New York CTM OBSERVER: T. Morgan

DEPTH (FT.)	SAMPLE TYPE	SAMPLE NO.	BLOWS ON SAMPLER 0/6	6/12	12/18	18/24	N	RECOVERY	SAMPLE CLASSIFICATION
		1	3	3	2	4	5	0.1	TOPSOIL (±6")
		2	6	7	8	5	15	0.2'	FILL: Brown fine SAND, Some Silt, occasional ash, cinders & brick (Moist)
5		3	3	3	2	1	5	0.6'	- grades frequent brick, no ash or cinders ±4'
		4	3	4	4	2	8	0.6'	- grades frequent ash & cinders, occasional wood & rock fragments ±6' (Moist - Loose to Firm) ±8'
10		5	8	13	52	30	65	1.1'	Brown fine SAND, Some Silt (Moist) - grades little to Some Silt, occasional cobbles
		6	27	65	50/.4	-	100+	0.4'	
15		7	20	23	50/.4	-	100+	0.9'	- grades little coarse sand & gravel
20									End of Boring @ 16.4' (Sampler Refusal)
25									
30									

NOTES

Note 1: Auger chatter noted at depths of ±11-15'

N = NO. OF BLOWS TO DRIVE 2" SAMPLER 12" WITH A 140 LB. WT. FALLING 30" PER BLOW

DRILLING CONTRACTOR: NYEG Drilling, LLC

DRILL RIG TYPE: Diedrich D-120 track mounted drill rig

METHOD OF INVESTIGATION: 4-1/4 inch ID Hollow Stem Augers w/ Automatic Safety Hammer

GROUNDWATER LEVEL

DATE	LEVEL	CASING	STABILIZATION TIME
12/20	-	15'	EoB+3 mins.

THE SUBSURFACE INFORMATION SHOWN HEREON WAS OBTAINED FOR C.T. MALE DESIGN PURPOSES. IT IS MADE AVAILABLE TO AUTHORIZED USERS ONLY THAT THEY MAY HAVE ACCESS TO THE SAME INFORMATION AVAILABLE TO C.T. MALE. IT IS PRESENTED IN GOOD FAITH, BUT IS NOT INTENDED AS A SUBSTITUTE FOR INVESTIGATIONS, INTERPRETATION OR JUDGMENT OF SUCH AUTHORIZED USERS.

SAMPLE CLASSIFICATION BY: T. Morgan

C.T. MALE ASSOCIATES

TEST BORING LOG

BORING NO.: SB2016-10
ELEVATION: **DATUM:**
LATITUDE: **LONGITUDE:**
START DATE: 12/14/2016 **FINISH DATE: 12/15/2016**
SHEET 1 OF 1

PROJECT: Proposed Cottage Place Gardens Redevelopment CTM PROJECT NO.: 16.6664

LOCATION: Yonkers, New York CTM OBSERVER: T. Morgan

DEPTH (FT.)	SAMPLE TYPE	SAMPLE NO.	BLOWS ON SAMPLER 0/6	6/12	12/18	18/24	N	RECOVERY	SAMPLE CLASSIFICATION
		1	3	4	5	5	9	1.3'	TOPSOIL (±6")
									Brown fine SAND & SILT, occasional cobbles
		2	5	4	6	12	10	1.8'	(Moist) ±2'
									Brown-Gray mottled SILT, little fine sand
5		3	7	23	28	26	51	1.6'	- grades & fine SAND ±3' (Moist - Loose) ±4'
									Brown fine SAND, little silt, occasional cobbles (Moist)
		4	22	18	16	22	34	1.7'	- grades little coarse sand & gravel
									±8'
		5	36	40	17	18	57	1.3'	
10									
15									
		6	30	50/.2	-	-	100+	0.1'	- becomes Gray
									(Moist - Compact to Very Compact)
20									End of Boring @ 18.5' (Auger Refusal)
25									
30									

NOTES

Note #1: Auger chatter noted at depths of ±8.5' - 9', ±11.25' - 11.75', ±13' - 15' & ±16.5' - 18.5'

Note #2: Upon completion of test boring, a groundwater monitoring well was constructed. See Monitoring Well Construction Log MW2016-10.

N = NO. OF BLOWS TO DRIVE 2" SAMPLER 12" WITH A 140 LB. WT. FALLING 30" PER BLOW

DRILLING CONTRACTOR: NYEG Drilling, LLC

DRILL RIG TYPE: Diedrich D-120 track mounted drill rig

METHOD OF INVESTIGATION: 4-1/4 inch ID Hollow Stem Augers w/ Automatic Safety Hammer

GROUNDWATER LEVEL

DATE	LEVEL	CASING	STABILIZATION TIME
12/15	16.5'	18.5'	EoB+10 mins.

THE SUBSURFACE INFORMATION SHOWN HEREON WAS OBTAINED FOR C.T. MALE DESIGN PURPOSES. IT IS MADE AVAILABLE TO AUTHORIZED USERS ONLY THAT THEY MAY HAVE ACCESS TO THE SAME INFORMATION AVAILABLE TO C.T. MALE. IT IS PRESENTED IN GOOD FAITH, BUT IS NOT INTENDED AS A SUBSTITUTE FOR INVESTIGATIONS, INTERPRETATION OR JUDGMENT OF SUCH AUTHORIZED USERS.

SAMPLE CLASSIFICATION BY: T. Morgan

C.T. MALE ASSOCIATES

TEST BORING LOG

BORING NO.: SB2016-11
ELEVATION: **DATUM:**
LATITUDE: **LONGITUDE:**
START DATE: 12/19/2016 **FINISH DATE: 12/19/2016**
SHEET 1 OF 1

PROJECT: Proposed Cottage Place Gardens Redevelopment CTM PROJECT NO.: 16.6664

LOCATION: Yonkers, New York CTM OBSERVER: T. Morgan

DEPTH (FT.)	SAMPLE TYPE	SAMPLE NO.	BLOWS ON SAMPLER 0/6	6/12	12/18	18/24	N	RECOVERY	SAMPLE CLASSIFICATION	NOTES
		1	2	10	11	3	21	0.8'	TOPSOIL (±5")	
		2	4	2	2	3	4	0.3'	FILL: Dark Brown fine SAND, Some Silt, occasional cinders (Moist)	
									- concrete fragments ±0.5'	
5		3	3	4	2	3	6	0.1'	- grades Brown, little to Some Silt, occasional brick fragments ±2'	
		4	5	4	14	27	18	1.6'	- concrete fragments ±4'	
									- seam of Brown fine SAND, trace gravel and silt ±6.5-7'	
		5	7	22	24	47	46	1.4'	- becomes Brown fine SAND, Some Silt, little gravel	
10									- grades frequent brick ±8'	
		6	55	32	23	42	55	1.4'	- grades trace brick ±8.5'	
									(Moist - Loose to Compact) ±10'	
									Brown fine SAND and SILT, little coarse sand and gravel (Moist)	
15										
		7	15	79	50/.3	-	100+	0.1'	- grades frequent cobbles (Moist to Wet) ±15'	
									End of Boring @ 16.3' (Sampler Refusal)	
20										
25										
30										

N = NO. OF BLOWS TO DRIVE 2" SAMPLER 12" WITH A 140 LB. WT. FALLING 30" PER BLOW

DRILLING CONTRACTOR: NYEG Drilling, LLC

DRILL RIG TYPE: Diedrich D-120 track mounted drill rig

METHOD OF INVESTIGATION: 4-1/4 inch ID Hollow Stem Augers w/ Automatic Safety Hammer

GROUNDWATER LEVEL

DATE	LEVEL	CASING	STABILIZATION TIME
12/19	14.5'	15'	EoB+3 mins.

THE SUBSURFACE INFORMATION SHOWN HEREON WAS OBTAINED FOR C.T. MALE DESIGN PURPOSES. IT IS MADE AVAILABLE TO AUTHORIZED USERS ONLY THAT THEY MAY HAVE ACCESS TO THE SAME INFORMATION AVAILABLE TO C.T. MALE. IT IS PRESENTED IN GOOD FAITH, BUT IS NOT INTENDED AS A SUBSTITUTE FOR INVESTIGATIONS, INTERPRETATION OR JUDGMENT OF SUCH AUTHORIZED USERS.

SAMPLE CLASSIFICATION BY: T. Morgan

C.T. MALE ASSOCIATES

TEST BORING LOG

BORING NO.: SB2016-12
ELEVATION: **DATUM:**
LATITUDE: **LONGITUDE:**
START DATE: 12/14/2016 **FINISH DATE: 12/15/2016**
SHEET 1 OF 1

PROJECT: Proposed Cottage Place Gardens Redevelopment CTM PROJECT NO.: 16.6664

LOCATION: Yonkers, New York CTM OBSERVER: T. Morgan

DEPTH (FT.)	SAMPLE TYPE	SAMPLE NO.	BLOWS ON SAMPLER 0/6	6/12	12/18	18/24	N	RECOVERY	SAMPLE CLASSIFICATION
		1	3	6	8	5	14	0.7'	TOPSOIL (±7")
		2	3	3	5	6	8	NR	FILL: Brown SAND & SILT, trace gravel & ash,
5		3	5	6	41	18	47	1.3'	occassional cobbles (Moist)
		4	18	22	50/.4	-	100+	1.3'	- becomes Reddish Brown fine SAND, little silt & gravel, occassional ash & concrete fragments (Moist - Loose to Compact) ±8'
10		5	25	27	26	17	5.3	2.0'	Brown fine SAND, Some Silt, little coarse sand & gravel, occassional cobbles (Moist)
		6	12	17	30	47	47	0.1'	- cobble fragments in shoe of sampler S-6
15		7	56	41	33	49	74	1.7'	- grades Brownish Gray, occassional fine SAND partings (Wet)
		8	9	20	31	50/.2	51	0.2'	- cobble fragments in shoe of sampler S-8
20									(Moist to Wet - Compact to Very Compact)
		9	40	50/.2	-	-	100+	0.3'	End of Boring @ 20.7' (Sampler Refusal)
25									
30									

NOTES

Note #1: Upon completion of test boring, a a ground meter monitoring well was constructed. See Monitoring Well Construction Log MW2016-12.

N = NO. OF BLOWS TO DRIVE 2" SAMPLER 12" WITH A 140 LB. WT. FALLING 30" PER BLOW

DRILLING CONTRACTOR: NYEG Drilling, LLC

DRILL RIG TYPE: Diedrich D-120 track mounted drill rig

METHOD OF INVESTIGATION: 4-1/4 inch ID Hollow Stem Augers w/ Automatic Safety Hammer

GROUNDWATER LEVEL

DATE	LEVEL	CASING	STABILIZATION TIME
12/15	10'	20'	EoB+10 mins.

THE SUBSURFACE INFORMATION SHOWN HEREON WAS OBTAINED FOR C.T. MALE DESIGN PURPOSES. IT IS MADE AVAILABLE TO AUTHORIZED USERS ONLY THAT THEY MAY HAVE ACCESS TO THE SAME INFORMATION AVAILABLE TO C.T. MALE. IT IS PRESENTED IN GOOD FAITH, BUT IS NOT INTENDED AS A SUBSTITUTE FOR INVESTIGATIONS, INTERPRETATION OR JUDGMENT OF SUCH AUTHORIZED USERS.

SAMPLE CLASSIFICATION BY: T. Morgan

C.T. MALE ASSOCIATES

DIRECT-PUSH EXPLORATION LOG

BORING NO.:	**GP01**		
ELEV.:		**DATUM:**	
START DATE:	**3/6/2017**	**FINISH DATE:**	**3/6/2017**
SHEET	**1 of 1**		

PROJECT:	CPG Phase 4 Parcel	CTM PROJECT NO.:	16.6664
LOCATION:	City of Yonkers, Westchester County, NY	CTM OBSERVER:	Dan Achtyl

DEPTH (FT)	SAMPLE INTERVAL	SAMPLE NUMBER	SAMPLE RECOVERY (FT)	SAMPLE CLASSIFICATION	NOTES
2, 4		1	1.0	Brown fine SAND & SILT, Some Brick, trace glass, organics (Moist) ±6'	
6, 8, 10		2	5.0	Gray/brown/black fine SAND, Some Silt, trace gravel (Wet) ±8'; Gray/brown fine SAND, Some Silt, trace gravel (Wet) ±10'	Wet at ±6'
12, 14		3	5.0	BRICK & Gray/Black fine SAND, Some Silt, trace gravel (Moist); Brown fine SAND & SILT, trace gravel (Wet) ±15'	Brick/fill in this sample from 10-11' appears to be slough/ carry-down from above.
16, 18, 20				End of Boring at ±15'	Monitoring well installed. See Monitoring Well Construction Log for MW-GP01

DRILLING CONTRACTOR:	Aquifer Drilling and Testing, Inc.
DIRECT-PUSH TYPE:	6610 DT Track Mounted Geoprobe
METHOD OF SAMPLING:	5' Macro-Core

GROUNDWATER LEVEL READINGS

DATE	LEVEL	REFERENCE MEASURING POINT

THE SUBSURFACE INFORMATION SHOWN HEREON WAS OBTAINED FOR C.T. MALE EVALUATION. IT IS MADE AVAILABLE TO AUTHORIZED USERS ONLY THAT THEY MAY HAVE ACCESS TO THE SAME INFORMATION AVAILABLE TO C.T. MALE. IT IS PRESENTED IN GOOD FAITH, BUT IS NOT INTENDED AS A SUBSTITUTE FOR INVESTIGATIONS, INTERPRETATION OR JUDGMENT OF SUCH AUTHORIZED USERS.

SAMPLE CLASSIFICATION BY: DA

C.T. MALE ASSOCIATES

DIRECT-PUSH EXPLORATION LOG

BORING NO.:	**GP02x**		
ELEV.:		**DATUM:**	
START DATE:	**3/7/2017**	**FINISH DATE:**	**3/7/2017**
SHEET	**of**		

PROJECT:	Cottage Place Gardens	CTM PROJECT NO.:	16.6669
LOCATION:	172 Warburton Ave, Yonkers, New York	CTM OBSERVER:	Dan Achtyl

DEPTH (FT)	SAMPLE INTERVAL	SAMPLE NUMBER	SAMPLE RECOVERY (FT)	SAMPLE CLASSIFICATION	NOTES
		1	3.0	Dark brown fine SAND & SILT, trace gravel, organics (moist)	
2				±2'	
				Brown fine SAND & SILT, little gravel (moist)	
4					
6		2	3.0		
8				±8'	
				End of Boring at ±8'	Refusal at ±8'
10					
12					
14					
16					
18					
20					

DRILLING CONTRACTOR:	Aquifer Drilling and Testing, Inc.
DIRECT-PUSH TYPE:	6610 DT Track Mounted Geoprobe
METHOD OF SAMPLING:	5' Macro-Core

GROUNDWATER LEVEL READINGS

DATE	LEVEL	REFERENCE MEASURING POINT

THE SUBSURFACE INFORMATION SHOWN HEREON WAS OBTAINED FOR C.T. MALE EVALUATION. IT IS MADE AVAILABLE TO AUTHORIZED USERS ONLY THAT THEY MAY HAVE ACCESS TO THE SAME INFORMATION AVAILABLE TO C.T. MALE. IT IS PRESENTED IN GOOD FAITH, BUT IS NOT INTENDED AS A SUBSTITUTE FOR INVESTIGATIONS, INTERPRETATION OR JUDGMENT OF SUCH AUTHORIZED USERS.

SAMPLE CLASSIFICATION BY:
DA

C.T. MALE ASSOCIATES

DIRECT-PUSH EXPLORATION LOG

BORING NO.:	**GP02**		
ELEV.:		**DATUM:**	
START DATE:	**3/7/2017**	**FINISH DATE:**	**3/7/2017**
SHEET	**1 of 1**		

PROJECT:	CPG Phase 4 Parcel	CTM PROJECT NO.:	16.6664
LOCATION:	City of Yonkers, Westchester County, NY	CTM OBSERVER:	Dan Achtyl

DEPTH (FT)	SAMPLE INTERVAL	SAMPLE NUMBER	SAMPLE RECOVERY (FT)	SAMPLE CLASSIFICATION	NOTES
2, 4		1	2.5	Dark brown to brown fine to medium SAND & SILT, little gravel, brick (Moist) ±5'	Refusal at 2.5', and 4' in what appeared to be concrete, in first 2 attempts
6, 8, 10		2	2.5	Brown fine to medium SAND, Some Silt, little gravel (Moist) ±10'	
12		3	1.0	Brown to gray fine to medium SAND & SILT, little gravel (Wet) ±11.7'	
14, 16, 18, 20				End of Boring at ±11.7'	Refusal at ±11.7'

DRILLING CONTRACTOR:	Aquifer Drilling and Testing, Inc.
DIRECT-PUSH TYPE:	6610 DT Track Mounted Geoprobe
METHOD OF SAMPLING:	5' Macro-Core

GROUNDWATER LEVEL READINGS

DATE	LEVEL	REFERENCE MEASURING POINT

THE SUBSURFACE INFORMATION SHOWN HEREON WAS OBTAINED FOR C.T. MALE EVALUATION. IT IS MADE AVAILABLE TO AUTHORIZED USERS ONLY THAT THEY MAY HAVE ACCESS TO THE SAME INFORMATION AVAILABLE TO C.T. MALE. IT IS PRESENTED IN GOOD FAITH, BUT IS NOT INTENDED AS A SUBSTITUTE FOR INVESTIGATIONS, INTERPRETATION OR JUDGMENT OF SUCH AUTHORIZED USERS.

SAMPLE CLASSIFICATION BY:

C.T. MALE ASSOCIATES

DIRECT-PUSH EXPLORATION LOG

BORING NO.:	**GP03**		
ELEV.:		**DATUM:**	
START DATE:	**3/7/2017**	**FINISH DATE:**	**3/7/2017**
SHEET	**1 of 1**		

PROJECT:	CPG Phase 4 Parcel	CTM PROJECT NO.:	16.6664
LOCATION:	City of Yonkers, Westchester County, NY	CTM OBSERVER:	Dan Achtyl

DEPTH (FT)	SAMPLE INTERVAL	SAMPLE NUMBER	SAMPLE RECOVERY (FT)	SAMPLE CLASSIFICATION	NOTES
		1	2.0	Brown fine SAND & SILT (Moist) ±1'	
2				BRICK & MORTAR	
4				±5'	
6		2	2.5	Brown to gray fine SAND & SILT, Some Gravel, little brick, concrete (Moist)	
8					
10				±10'	
		3	3.0	BRICK & MORTAR	Brick and mortar appear to be carry-down from above
12				Brown fine to medium SAND & SILT, Some Gravel (Moist to Wet) ±13'	
14				End of Boring at ±13'	Monitoring well installed. See Monitoring Well Construction Log for MW-GP03
16					
18					
20					

DRILLING CONTRACTOR:	Aquifer Drilling and Testing, Inc.
DIRECT-PUSH TYPE:	6610 DT Track Mounted Geoprobe
METHOD OF SAMPLING:	5' Macro-Core

GROUNDWATER LEVEL READINGS

DATE	LEVEL	REFERENCE MEASURING POINT

THE SUBSURFACE INFORMATION SHOWN HEREON WAS OBTAINED FOR C.T. MALE EVALUATION. IT IS MADE AVAILABLE TO AUTHORIZED USERS ONLY THAT THEY MAY HAVE ACCESS TO THE SAME INFORMATION AVAILABLE TO C.T. MALE. IT IS PRESENTED IN GOOD FAITH, BUT IS NOT INTENDED AS A SUBSTITUTE FOR INVESTIGATIONS, INTERPRETATION OR JUDGMENT OF SUCH AUTHORIZED USERS.

SAMPLE CLASSIFICATION BY:
DA

APPENDIX D

ORGANIC VAPOR HEADSPACE ANALYSIS LOGS

ORGANIC VAPOR HEADSPACE ANALYSIS LOG

PROJECT:	CPG Phase 4/5 Phase II ESA	**PROJECT #:** 16.6664/16.6669	**PAGE 1 OF 1**
CLIENT:	The Community Builders		**DATE**
LOCATION:	City of Yonkers, New York		**COLLECTED:** 12.15.2016
INSTRUMENT USED:	MiniRae 3000 **LAMP** 10.6 **eV**		**DATE**
DATE INSTRUMENT CALIBRATED:	12.15.2016	**BY:** T. Morgan	**ANALYZED:** 12.15.2016
TEMPERATURE OF SOIL:	ambient		**ANALYST:** T. Morgan

EXPLORATION NUMBER	SAMPLE NUMBER	DEPTH (FT.)***	SAMPLE TYPE	SAMPLE READING (PPM)**	BACKGROUND READING (PPM)**	REMARKS
B-12	S-1	0-2	Soil	0.6	0.2	No odor/No staining
B-12	S-3	4-6	Soil	0.6	0.3	No odor/No staining
B-12	S-4	6-8	Soil	0.7	0.3	No odor/No staining
B-10	S-1	0-2	Soil	7.6	5.9	No odor/No staining
B-10	S-2	2-4	Soil	6.0	4.5	No odor/No staining
B-10	S-3	4-6	Soil	6.7	5.5	No odor/No staining

*Instrument was calibrated in accordance with manufacturer's recommended procedure using a calibration gas supplied by the manufacturer.
**PPM represents concentration of detectable volatile and gaseous compounds in parts per million of air.
*** represents feet below the ground surface

ORGANIC VAPOR HEADSPACE ANALYSIS LOG

PROJECT: CPG Phase 4/5 Phase II ESA		**PROJECT #:** 16.6664/16.6669	**PAGE 1 OF 1**
CLIENT: The Community Builders			**DATE**
LOCATION: City of Yonkers, New York			**COLLECTED:** 12.19.2016
INSTRUMENT USED: MiniRae 3000	**LAMP** 10.6 **eV**		**DATE**
DATE INSTRUMENT CALIBRATED: 12.19.2016		**BY:** T. Morgan	**ANALYZED:** 12.19.2016
TEMPERATURE OF SOIL: ambient			**ANALYST:** T. Morgan

EXPLORATION NUMBER	SAMPLE NUMBER	DEPTH (FT.)***	SAMPLE TYPE	SAMPLE READING (PPM)**	BACKGROUND READING (PPM)**	REMARKS
B-11	S-1	0-2	Soil	1.2	0.9	No odor/No staining
B-11	S-2	2-4	Soil	1.3	0.9	No odor/No staining
B-11	S-3	4-6	Soil	1.0	0.9	No odor/No staining
B-11	S-4	6-8	Soil	1.8	0.8	No odor/No staining
B-11	S-5	8-10	Soil	2.1	0.8	No odor/No staining
B-5	S-1	0-2	Soil	1.0	0.8	No odor/No staining
B-5	S-2	2-4	Soil	1.2	0.8	No odor/No staining
B-5	S-3	4-6	Soil	1.7	0.9	No odor/No staining
B-5	S-4	6-8	Soil	1.0	0.7	No odor/No staining
B-5	S-5	10-12	Soil	0.9	0.6	No odor/No staining
B-5	S-6	15-17	Soil	1.0	0.8	Slight chemical-type odor
B-5	S-7	20-22	Soil	1.1	0.6	Slight chemical-type odor

*Instrument was calibrated in accordance with manufacturer's recommended procedure using a calibration gas supplied by the manufacturer.
**PPM represents concentration of detectable volatile and gaseous compounds in parts per million of air.
*** represents feet below the ground surface

ORGANIC VAPOR HEADSPACE ANALYSIS LOG

PROJECT: CPG Phase 4/5 Phase II ESA		**PROJECT #:** 16.6664/16.6669	**PAGE 1 OF 1**
CLIENT: The Community Builders			**DATE**
LOCATION: City of Yonkers, New York			**COLLECTED:** 12.20.2016
INSTRUMENT USED: MiniRae 3000	**LAMP** 10.6 **eV**		**DATE**
DATE INSTRUMENT CALIBRATED: 12.20.2016		**BY:** T. Morgan	**ANALYZED:** 12.20.2016
TEMPERATURE OF SOIL: ambient			**ANALYST:** T. Morgan

EXPLORATION NUMBER	SAMPLE NUMBER	DEPTH (FT.)***	SAMPLE TYPE	SAMPLE READING (PPM)**	BACKGROUND READING (PPM)**	REMARKS
B-4	S-1	0-2	Soil	2.3	0.8	No odor/No stain
B-4	S-2	2-4	Soil	4.5	0.8	No odor/No stain
B-4	S-3	4-6	Soil	3.3	0.8	No odor/No stain
B-7	S-1	0-2	Soil	1.8	0.6	No odor/No stain
B-7	S-2	2-4	Soil	2.6	0.6	No odor/No stain
B-7	S-3	4-6	Soil	1.9	0.7	No odor/No stain
B-7	S-4	6-8	Soil	3.0	0.7	No odor/No stain

*Instrument was calibrated in accordance with manufacturer's recommended procedure using a calibration gas supplied by the manufacturer.
**PPM represents concentration of detectable volatile and gaseous compounds in parts per million of air.
*** represents feet below the ground surface

ORGANIC VAPOR HEADSPACE ANALYSIS LOG

PROJECT:	CPG Phase 4/5 Phase II ESA	**PROJECT #:** 16.6664/16.6669	**PAGE 1 OF 1**
CLIENT:	The Community Builders		**DATE**
LOCATION:	City of Yonkers, New York		**COLLECTED:** 12.21.2016
INSTRUMENT USED:	MiniRae 3000 **LAMP** 10.6 **eV**		**DATE**
DATE INSTRUMENT CALIBRATED:	12.21.2016	**BY:** T. Morgan	**ANALYZED:** 12.21.2016
TEMPERATURE OF SOIL:	ambient		**ANALYST:** T. Morgan

EXPLORATION NUMBER	SAMPLE NUMBER	DEPTH (FT.)***	SAMPLE TYPE	SAMPLE READING (PPM)**	BACKGROUND READING (PPM)**	REMARKS
B2	S-1	0.5-2	Soil	1.8	0.4	No odor/No staining
B2	S-2	4-6	Soil	1.2	0.4	No odor/No staining

*Instrument was calibrated in accordance with manufacturer's recommended procedure using a calibration gas supplied by the manufacturer.
**PPM represents concentration of detectable volatile and gaseous compounds in parts per million of air.
*** represents feet below the ground surface

ORGANIC VAPOR HEADSPACE ANALYSIS LOG

PROJECT: Cottage Place Gardens	PROJECT #: 16.6664	PAGE 1 OF 1
CLIENT: Community Builders		DATE COLLECTED: 3/6/17
LOCATION: Yonkers, NY		
INSTRUMENT USED: MiniRae 3000 LAMP 10.6 eV		DATE ANALYZED: 3/6/17
DATE INSTRUMENT CALIBRATED: 3/6/2017	BY: DA	
TEMPERATURE OF SOIL: Ambient		ANALYST: DA

EXPLORATION NUMBER	SAMPLE NUMBER	DEPTH (FT.)***	SAMPLE TYPE	SAMPLE READING (PPM)**	BACKGROUND READING (PPM)**	REMARKS
GP01	1	0-5	Soil	2.1	0.2	No odors / No staining
GP01	2	5-7.5	Soil	57.5	0.2	Petroleum odor / Black staining
GP01	3	7.5-10	Soil	19.8	0.2	Faint petro odor / No staining
GP01	4	10-12.5	Soil	2.3	0.2	No odors / No staining
GP01	5	12.5-15	Soil	0.6	0.2	No odors / No staining

*Instrument was calibrated in accordance with manufacturer's recommended procedure using a calibration gas supplied by the manufacturer.
**PPM represents concentration of detectable volatile and gaseous compounds in parts per million of air.
*** represents feet below the ground surface

ORGANIC VAPOR HEADSPACE ANALYSIS LOG

PROJECT: Cottage Place Gardens	PROJECT #: 16.6664	PAGE 1 OF 1
CLIENT: Community Builders		DATE COLLECTED: 3/7/17
LOCATION: Yonkers, NY		
INSTRUMENT USED: MiniRae 3000 LAMP 10.6 eV		DATE ANALYZED: 3/7/17
DATE INSTRUMENT CALIBRATED: 3/6/2017	BY: DA	
TEMPERATURE OF SOIL: Ambient		ANALYST: DA

EXPLORATION NUMBER	SAMPLE NUMBER	DEPTH (FT.)***	SAMPLE TYPE	SAMPLE READING (PPM)**	BACKGROUND READING (PPM)**	REMARKS
GP02X	1	0-2.5	Soil	0.7	0.2	No odors / No staining
GP02X	2	2.5-5	Soil	0.4	0.2	No odors / No staining
GP02X	3	5-8	Soil	0.6	0.0	No odors / No staining
GP02A	4	0-2.5	Soil	1.4	0.2	No odors / No staining
GP02	5	0-5	Soil	1.5	0.0	No odors / No staining
GP02	6	5-10	Soil	1.4	0.0	No odors / No staining
GP02	7	10-11.7	Soil	1.5	0.0	No odors / No staining
GP03	1	0-5	Soil	1.5	0.1	No odors / No staining
GP03	2	5-10	Soil	1.2	0.1	No odors / No staining
GP03	3	10-13	Soil	0.9	0.1	No odors / No staining

*Instrument was calibrated in accordance with manufacturer's recommended procedure using a calibration gas supplied by the manufacturer.
**PPM represents concentration of detectable volatile and gaseous compounds in parts per million of air.
*** represents feet below the ground surface

APPENDIX E

MONITORING WELL CONSTRUCTION LOGS

Well No. MW2016-2

C.T. MALE ASSOCIATES

MONITORING WELL CONSTRUCTION LOG

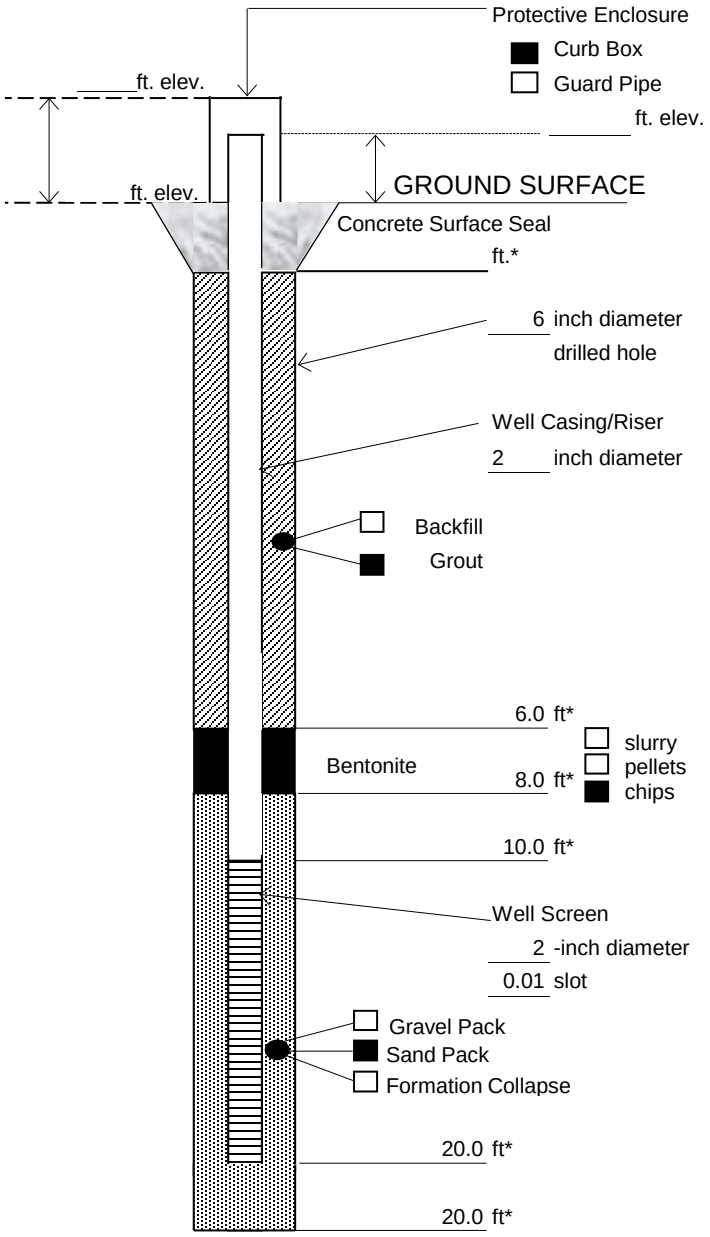

* Depth below ground surface.

Project Name: CPG Phase 4/5 Phase II ESA

Project Number: 16.6664/16.6669

Well No.: MW2016-2 Boring No.: SB2016-2

Town/City: Yonkers

County: Westchester State: NY

Installation Date(s): 6-Jan-17

Drilling Contractor: NYEG LLC

Drilling Method: Hollow Stem Auger

Water Depth From Top of Riser: ±9.5 ft 1/26/2017 (Date)

C.T. Male Observer: S. Bieber

Materials Used:

6	Bags of Sand	(50	lb. bags)	
	Sand Size: #0	Brand:	US Silica	
1	Bags of Bentonite	(50	lb. bags)	
	Brand:	PDS Bentonite Plug (Chips)		
10	ft. of	Schedule 40 PVC 0.01 Slot	well screen	
10	ft. of	Schedule 40 PVC	well riser	
1 1/4	Bags of Cement/Concrete	(94	lb. bags)	
	Brand:	Quickrete high strength concrete mix		

Grout Mixture:

1 1/4	Bags of Cement	(94 lb. bags)
	Lbs. of Bentonite	
<5	Gallons of Water	
1	Grout Batches	

Notes:

Well No. MW2016-5

C.T. MALE ASSOCIATES

MONITORING WELL CONSTRUCTION LOG

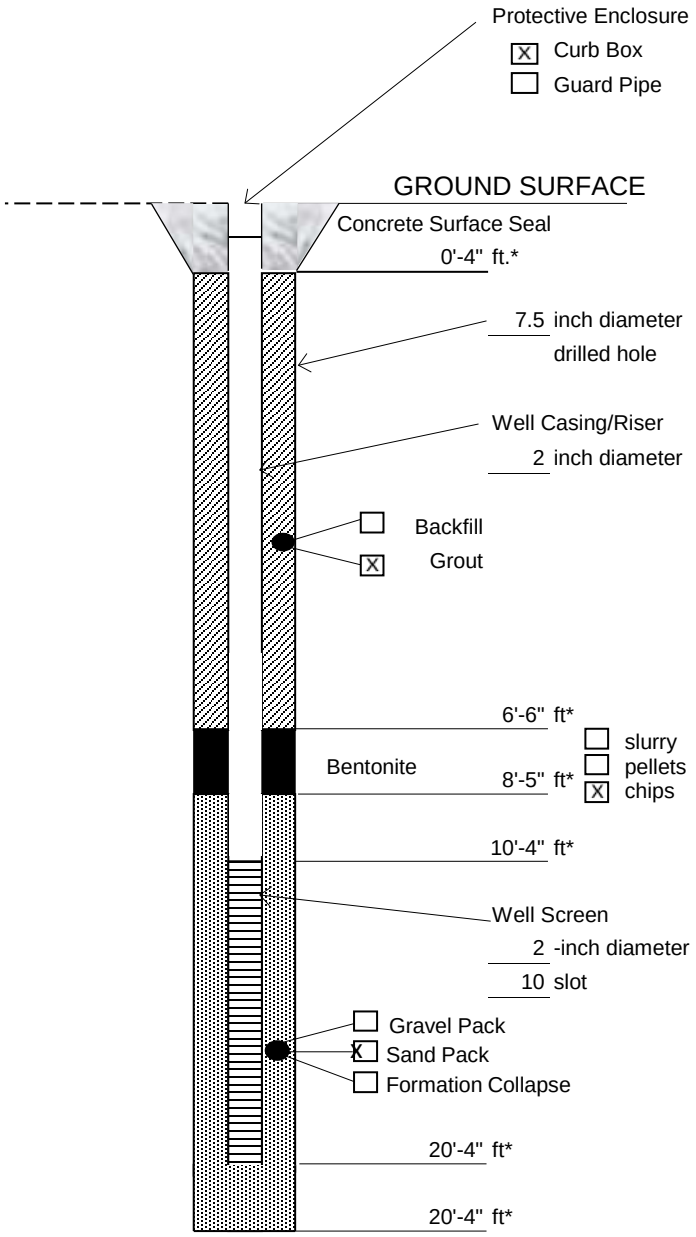

* Depth below ground surface.

Project Name: Cottage Place Gardens
Phase 4

Project Number: 16.6664

Well No.: MW2016-5 Boring No.: SB2016-5

Town/City: Yonkers

County: Westchester State: NY

Installation Date(s): 12/15/2016

Drilling Contractor: NYEG Drilling, LLC.

Drilling Method: Rotary Drilling of 4¼" ID Hollow Stem Auger

Water Depth From Top of Riser: 11.24 ft 12/28/2016 (Date)

C.T. Male Observer: T. Morgan

Materials Used:

5¾	Bags of Sand	(50	lb. bags)
	Sand Size: #0	Brand:	US Silica
1¼	Bags of Bentonite	(50	lb. bags)
	Brand: PDS Bentonite Plug		
10	ft. of Sch. 40. 10 slot		well screen
10	ft. of Sch. 40. 10 slot		well riser
2	Bags of Cement/Concrete	(80	lb. bags)
	Brand: Quikrete High Early Strength Concrete		

Grout Mixture:

2	Bags of Cement	(94	lb. bags)
-	Lbs. of Bentonite		
5	Gallons of Water		
1	Grout Batches		

Notes:

Well No. MW2016-10

C.T. MALE ASSOCIATES

MONITORING WELL CONSTRUCTION LOG

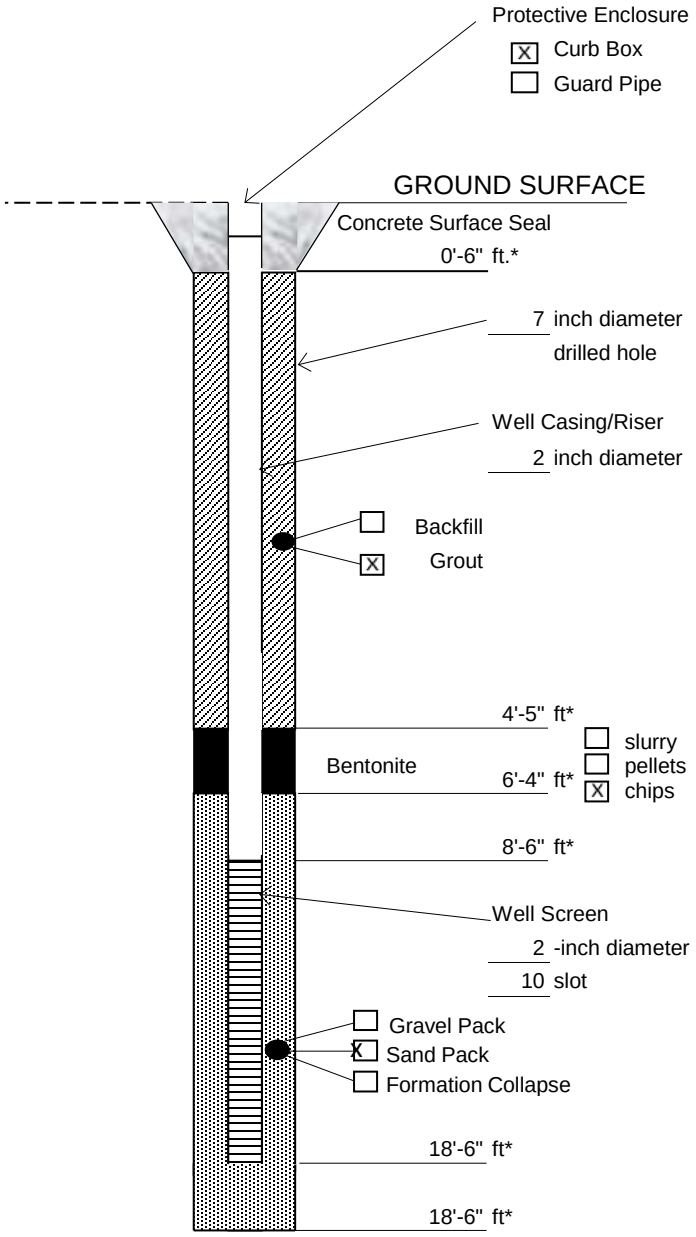

* Depth below ground surface.

Project Name: Cottage Place Gardens
Phase 4

Project Number: 16.6664

Well No.: MW2016-10 Boring No.: SB2016-10

Town/City: Yonkers

County: Westchester State: NY

Installation Date(s): 12/15/2016

Drilling Contractor: NYEG Drilling, LLC.

Drilling Method: Rotary Drilling of 4¼" ID Hollow Stem Auger

Water Depth From Top of Riser: 12.67 ft 12/28/2016 (Date)

C.T. Male Observer: T. Morgan

Materials Used:

6	Bags of Sand	(50	lb. bags)	
	Sand Size: #0	Brand:	US Silica	
¾	Bags of Bentonite	(50	lb. bags)	
	Brand: PDS Bentonite Plug			
10	ft. of	Sch. 40 10 slot	well screen	
10	ft. of	Sch. 40	well riser	
2	Bags of Cement/Concrete	(80	lb. bags)	
	Brand: Quikrete High Early Strength Concrete			

Grout Mixture:

1¼	Bags of Cement	(94 lb. bags)
-	Lbs. of Bentonite	
3	Gallons of Water	
1	Grout Batches	

Notes:

Well No. MW2016-12

C.T. MALE ASSOCIATES

MONITORING WELL CONSTRUCTION LOG

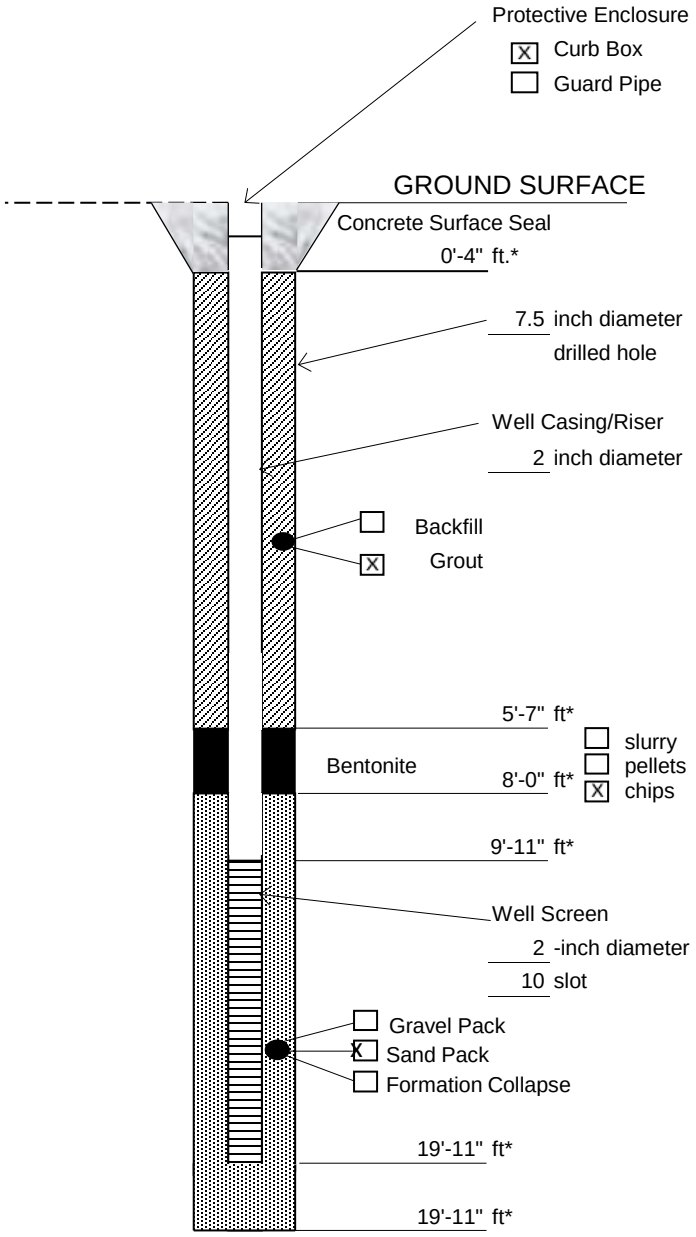

* Depth below ground surface.

Project Name: Cottage Place Gardens
Phase 4

Project Number: 16.6664

Well No.: MW2016-12 Boring No.: SB2016-12

Town/City: Yonkers

County: Westchester State: NY

Installation Date(s): 12/15/2016

Drilling Contractor: NYEG Drilling, LLC.

Drilling Method: Rotary Drilling of 4¼" ID Hollow Stem Auger

Water Depth From Top of Riser: 8.97 ft 12/28/2016 (Date)

C.T. Male Observer: T. Morgan

Materials Used:

6	Bags of Sand	(50	lb. bags)	
	Sand Size: #0	Brand:	US Silica	
¾	Bags of Bentonite	(50	lb. bags)	
	Brand: PDS Bentonite Plug			
10	ft. of	Sch. 40 10 slot	well screen	
10	ft. of	Sch. 40	well riser	
2	Bags of Cement/Concrete	(80	lb. bags)	
	Brand: Quikrete High Early Strength Concrete			

Grout Mixture:

1¼	Bags of Cement	(94 lb. bags)
-	Lbs. of Bentonite	
3	Gallons of Water	
1	Grout Batches	

Notes:

Well No. MW-GP01

C.T. MALE ASSOCIATES

MONITORING WELL CONSTRUCTION LOG

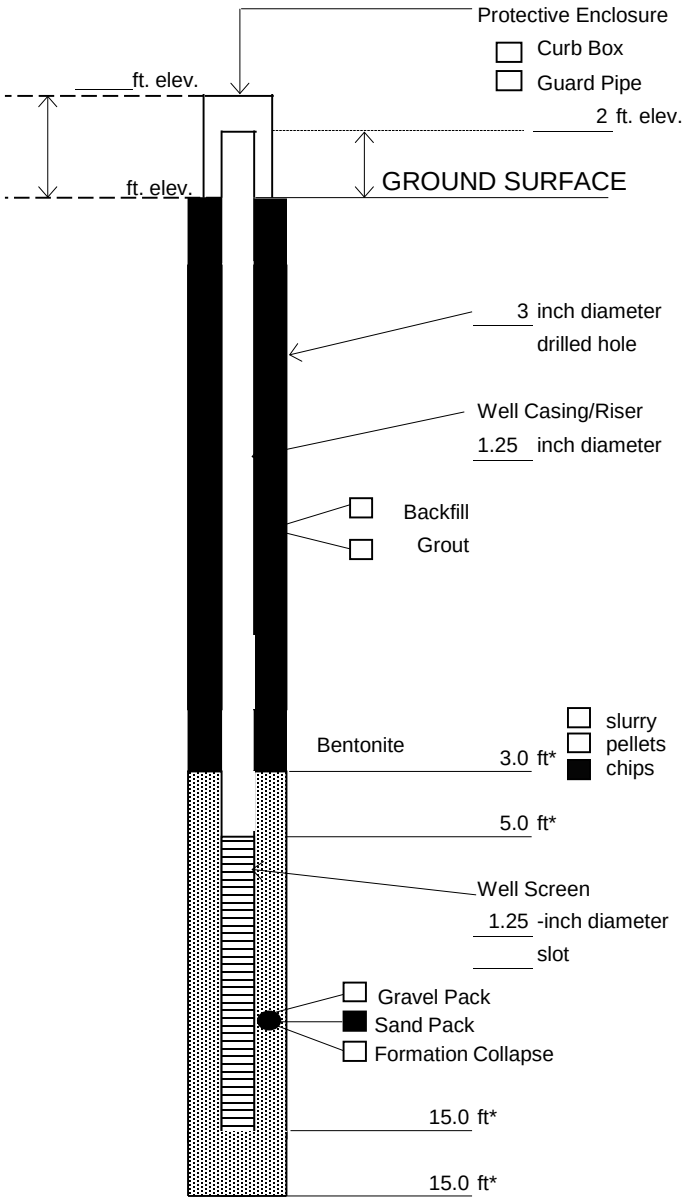

* Depth below ground surface.

Project Name: Cottage Place Gardens

Project Number: 16.6664

Well No.: MW-GP01 Boring No.: GP01

Town/City: Yonkers

County: Westchester State: NY

Installation Date(s): 3/6/2017

Drilling Contractor: Aquifer Drilling & Testing, Inc.

Drilling Method: Direct-Push

Water Depth From Top of Riser: 14.38 ft 3/8/17 (Date)

C.T. Male Observer: Dan Achtyl

Materials Used:

1	Bags of Sand	(50	lb. bags)
	Sand Size: #0	Brand:	Filpro
1/3	Bags of Bentonite	(50	lb. bags)
	Brand:	Cetco Granular	
10	ft. of	PVC	well screen
7	ft. of	PVC	well riser
	Bags of Cement/Concrete	(	lb. bags)
	Brand:		

Grout Mixture:

	Bags of Cement	(	lb. bags)
	Lbs. of Bentonite		
	Gallons of Water		
	Grout Batches		

Notes:

C.T. MALE ASSOCIATES

Well No. MW-GP03

MONITORING WELL CONSTRUCTION LOG

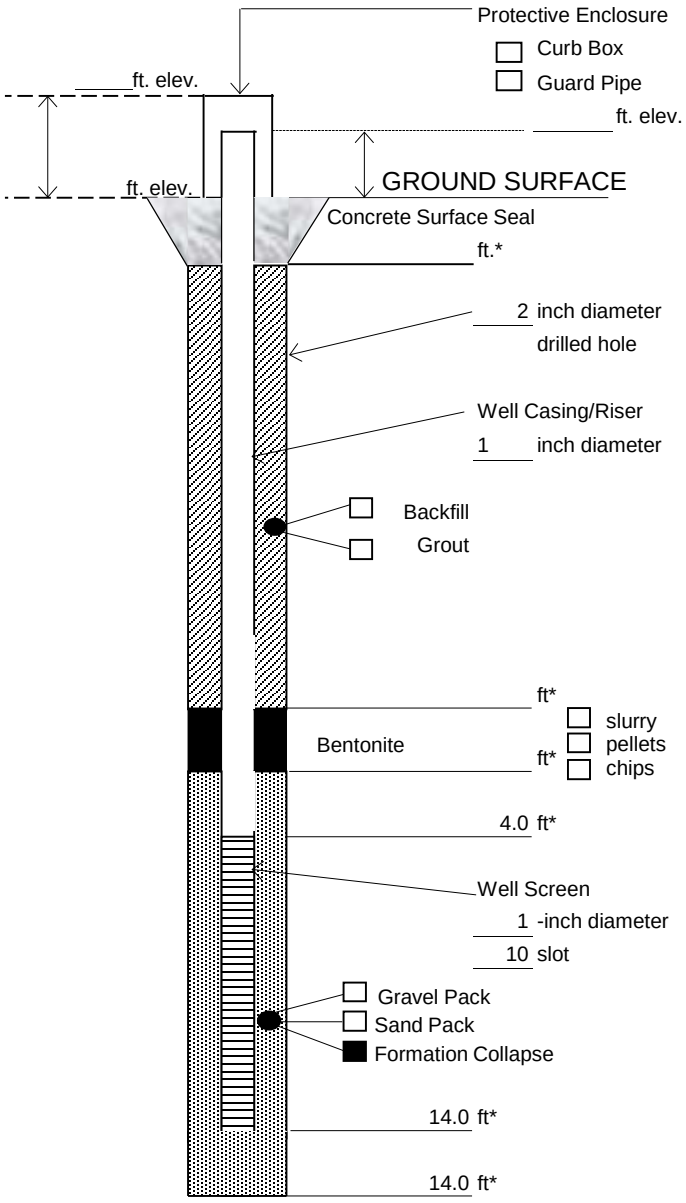

* Depth below ground surface.

Project Name: Cottage Place Gardens

Project Number: 16.6664

Well No.: MW-GP03 Boring No.: GP03

Town/City: Yonkers

County: Westchester State: NY

Installation Date(s): 3/7/2017

Drilling Contractor: Aquifer Drilling & Testing, Inc.

Drilling Method: Geoprobe

Water Depth From Top of Riser: 15.35 ft 3/8/17 (Date)

C.T. Male Observer: Dan Achtyl

Materials Used:

- ____ Bags of Sand (____ lb. bags)
  Sand Size: ____ Brand: ____
- ____ Bags of Bentonite (____ lb. bags)
  Brand: ____
- 10 ft. of PVC well screen
- 6 ft. of PVC well riser
- ____ Bags of Cement/Concrete (____ lb. bags)
  Brand: ____

Grout Mixture:

- ____ Bags of Cement (____ lb. bags)
- ____ Lbs. of Bentonite
- ____ Gallons of Water
- ____ Grout Batches

Notes:

No sand pack or bentonite installed

APPENDIX F

LABORATORY ANALYTICAL REPORTS

(SOIL/FILL)

ANALYTICAL REPORT

Lab Number:	L1640986
Client:	C.T. Male Associates 50 Century Hill Drive Latham, NY 12110
ATTN:	Steve Bieber
Phone:	(518) 786-7400
Project Name:	CPG YONKERS NY
Project Number:	Not Specified
Report Date:	12/22/16

The original project report/data package is held by Alpha Analytical. This report/data package is paginated and should be reproduced only in its entirety. Alpha Analytical holds no responsibility for results and/or data that are not consistent with the original.

Certifications & Approvals: MA (M-MA086), NY (11148), CT (PH-0574), NH (2003), NJ NELAP (MA935), RI (LAO00065), ME (MA00086), PA (68-03671), VA (460195), MD (348), IL (200077), NC (666), TX (T104704476), DOD (L2217), USDA (Permit #P-330-11-00240).

Eight Walkup Drive, Westborough, MA 01581-1019
508-898-9220 (Fax) 508-898-9193 800-624-9220 - www.alphalab.com

Project Name: CPG YONKERS NY
Project Number: Not Specified

Lab Number: L1640986
Report Date: 12/22/16

Alpha Sample ID	Client ID	Matrix	Sample Location	Collection Date/Time	Receive Date
L1640986-01	B-12, S3, 4-6'	SOIL	Not Specified	12/15/16 11:40	12/15/16
L1640986-02	B-10, S2, 3-4'	SOIL	Not Specified	12/15/16 15:10	12/15/16

Project Name: CPG YONKERS NY
Project Number: Not Specified
Lab Number: L1640986
Report Date: 12/22/16

Case Narrative

The samples were received in accordance with the Chain of Custody and no significant deviations were encountered during the preparation or analysis unless otherwise noted. Sample Receipt, Container Information, and the Chain of Custody are located at the back of the report.

Results contained within this report relate only to the samples submitted under this Alpha Lab Number and meet NELAP requirements for all NELAP accredited parameters unless otherwise noted in the following narrative. The data presented in this report is organized by parameter (i.e. VOC, SVOC, etc.). Sample specific Quality Control data (i.e. Surrogate Spike Recovery) is reported at the end of the target analyte list for each individual sample, followed by the Laboratory Batch Quality Control at the end of each parameter. Tentatively Identified Compounds (TICs), if requested, are reported for compounds identified to be present and are not part of the method/program Target Compound List, even if only a subset of the TCL are being reported. If a sample was re-analyzed or re-extracted due to a required quality control corrective action and if both sets of data are reported, the Laboratory ID of the re-analysis or re-extraction is designated with an "R" or "RE", respectively. When multiple Batch Quality Control elements are reported (e.g. more than one LCS), the associated samples for each element are noted in the grey shaded header line of each data table. Any Laboratory Batch, Sample Specific % recovery or RPD value that is outside the listed Acceptance Criteria is bolded in the report. All specific QC information is also incorporated in the Data Usability format of our Data Merger tool where it can be reviewed along with any associated usability implications. Soil/sediments, solids and tissues are reported on a dry weight basis unless otherwise noted. Definitions of all data qualifiers and acronyms used in this report are provided in the Glossary located at the back of the report.

In reference to questions H (CAM) or 4 (RCP) when "NO" is checked, the performance criteria for CAM and RCP methods allow for some quality control failures to occur and still be within method compliance. In these instances the specific failure is not narrated but noted in the associated QC table. The information is also incorporated in the Data Usability format of our Data Merger tool where it can be reviewed along with any associated usability implications.

Please see the associated ADEx data file for a comparison of laboratory reporting limits that were achieved with the regulatory Numerical Standards requested on the Chain of Custody.

HOLD POLICY
For samples submitted on hold, Alpha's policy is to hold samples (with the exception of Air canisters) free of charge for 21 calendar days from the date the project is completed. After 21 calendar days, we will dispose of all samples submitted including those put on hold unless you have contacted your Client Service Representative and made arrangements for Alpha to continue to hold the samples. Air canisters will be disposed after 3 business days from the date the project is completed.

Please contact Client Services at 800-624-9220 with any questions.

Project Name:	CPG YONKERS NY	**Lab Number:**	L1640986
Project Number:	Not Specified	**Report Date:**	12/22/16

Case Narrative (continued)

Report Submission

All non-detect (ND) or estimated concentrations (J-qualified) have been quantitated to the limit noted in the MDL column.

Sample Receipt

The samples were received at the laboratory below the required temperature range. The samples were transported to the laboratory in a cooler with ice but were not frozen upon receipt.

Metals

L1640986-01 and -02: The sample has elevated detection limits for all elements, with the exception of mercury, due to the dilution required by matrix interferences encountered during analysis.

Cyanide, Total

The WG962267-3 LCSD recovery (46%), associated with L1640986-01, is below our in-house acceptance criteria, but within the vendor-certified acceptance limits. The results of the original analyses are reported. The WG962267-2/-3 LCS/LCSD RPD (86%), associated with L1640986-01, are above the acceptance criteria.

I, the undersigned, attest under the pains and penalties of perjury that, to the best of my knowledge and belief and based upon my personal inquiry of those responsible for providing the information contained in this analytical report, such information is accurate and complete. This certificate of analysis is not complete unless this page accompanies any and all pages of this report.

Authorized Signature: Melissa Cripps

Title: Technical Director/Representative

Date: 12/22/16

ORGANICS

VOLATILES

Project Name: CPG YONKERS NY
Project Number: Not Specified
Lab Number: L1640986
Report Date: 12/22/16

SAMPLE RESULTS

Lab ID: L1640986-01
Client ID: B-12, S3, 4-6'
Sample Location: Not Specified
Matrix: Soil
Analytical Method: 1,8260C
Analytical Date: 12/20/16 15:29
Analyst: JC
Percent Solids: 86%

Date Collected: 12/15/16 11:40
Date Received: 12/15/16
Field Prep: Not Specified

Parameter	Result	Qualifier	Units	RL	MDL	Dilution Factor
Volatile Organics by 8260/5035 - Westborough Lab						
Methylene chloride	ND		ug/kg	8.6	0.95	1
1,1-Dichloroethane	ND		ug/kg	1.3	0.07	1
Chloroform	ND		ug/kg	1.3	0.32	1
Carbon tetrachloride	ND		ug/kg	0.86	0.18	1
1,2-Dichloropropane	ND		ug/kg	3.0	0.20	1
Dibromochloromethane	ND		ug/kg	0.86	0.13	1
1,1,2-Trichloroethane	ND		ug/kg	1.3	0.26	1
Tetrachloroethene	0.18	J	ug/kg	0.86	0.12	1
Chlorobenzene	ND		ug/kg	0.86	0.30	1
Trichlorofluoromethane	ND		ug/kg	4.3	0.33	1
1,2-Dichloroethane	ND		ug/kg	0.86	0.10	1
1,1,1-Trichloroethane	ND		ug/kg	0.86	0.10	1
Bromodichloromethane	ND		ug/kg	0.86	0.15	1
trans-1,3-Dichloropropene	ND		ug/kg	0.86	0.10	1
cis-1,3-Dichloropropene	ND		ug/kg	0.86	0.10	1
Bromoform	ND		ug/kg	3.4	0.20	1
1,1,2,2-Tetrachloroethane	ND		ug/kg	0.86	0.09	1
Benzene	0.58	J	ug/kg	0.86	0.10	1
Toluene	1.9		ug/kg	1.3	0.17	1
Ethylbenzene	0.17	J	ug/kg	0.86	0.11	1
Chloromethane	ND		ug/kg	4.3	0.25	1
Bromomethane	ND		ug/kg	1.7	0.29	1
Vinyl chloride	ND		ug/kg	1.7	0.10	1
Chloroethane	ND		ug/kg	1.7	0.27	1
1,1-Dichloroethene	ND		ug/kg	0.86	0.22	1
trans-1,2-Dichloroethene	ND		ug/kg	1.3	0.18	1
Trichloroethene	ND		ug/kg	0.86	0.11	1
1,2-Dichlorobenzene	ND		ug/kg	4.3	0.13	1
1,3-Dichlorobenzene	ND		ug/kg	4.3	0.12	1
1,4-Dichlorobenzene	ND		ug/kg	4.3	0.12	1

Project Name: CPG YONKERS NY **Lab Number:** L1640986

Project Number: Not Specified **Report Date:** 12/22/16

SAMPLE RESULTS

Lab ID: L1640986-01 Date Collected: 12/15/16 11:40

Client ID: B-12, S3, 4-6' Date Received: 12/15/16

Sample Location: Not Specified Field Prep: Not Specified

Parameter	Result	Qualifier	Units	RL	MDL	Dilution Factor
Volatile Organics by 8260/5035 - Westborough Lab						
Methyl tert butyl ether	ND		ug/kg	1.7	0.07	1
p/m-Xylene	0.51	J	ug/kg	1.7	0.30	1
o-Xylene	ND		ug/kg	1.7	0.29	1
cis-1,2-Dichloroethene	ND		ug/kg	0.86	0.12	1
Styrene	ND		ug/kg	1.7	0.34	1
Dichlorodifluoromethane	ND		ug/kg	8.6	0.16	1
Acetone	6.3	J	ug/kg	8.6	0.89	1
Carbon disulfide	ND		ug/kg	8.6	0.94	1
2-Butanone	ND		ug/kg	8.6	0.23	1
4-Methyl-2-pentanone	ND		ug/kg	8.6	0.21	1
2-Hexanone	ND		ug/kg	8.6	0.57	1
Bromochloromethane	ND		ug/kg	4.3	0.24	1
1,2-Dibromoethane	ND		ug/kg	3.4	0.15	1
1,2-Dibromo-3-chloropropane	ND		ug/kg	4.3	0.34	1
Isopropylbenzene	ND		ug/kg	0.86	0.09	1
1,2,3-Trichlorobenzene	ND		ug/kg	4.3	0.13	1
1,2,4-Trichlorobenzene	ND		ug/kg	4.3	0.16	1
Methyl Acetate	ND		ug/kg	17	0.23	1
Cyclohexane	1.2	J	ug/kg	17	0.12	1
1,4-Dioxane	ND		ug/kg	86	12.	1
Freon-113	ND		ug/kg	17	0.23	1
Methyl cyclohexane	0.99	J	ug/kg	3.4	0.13	1

Tentatively Identified Compounds				
Total TIC Compounds	64.5	J	ug/kg	1
Unknown Alkene	1.81	J	ug/kg	1
Unknown	6.34	J	ug/kg	1
n-Hexane	2.61	NJ	ug/kg	1
Pentane, 2-methyl-	5.82	NJ	ug/kg	1
Unknown Alkane	14.7	J	ug/kg	1
Unknown	2.21	J	ug/kg	1
Pentane	10.8	NJ	ug/kg	1
Butane, 2-Methyl-	20.2	NJ	ug/kg	1

Project Name: CPG YONKERS NY **Lab Number:** L1640986

Project Number: Not Specified **Report Date:** 12/22/16

SAMPLE RESULTS

Lab ID: L1640986-01 Date Collected: 12/15/16 11:40

Client ID: B-12, S3, 4-6' Date Received: 12/15/16

Sample Location: Not Specified Field Prep: Not Specified

Parameter	Result	Qualifier	Units	RL	MDL	Dilution Factor
Volatile Organics by 8260/5035 - Westborough Lab						

Surrogate	% Recovery	Qualifier	Acceptance Criteria
1,2-Dichloroethane-d4	102		70-130
Toluene-d8	101		70-130
4-Bromofluorobenzene	92		70-130
Dibromofluoromethane	96		70-130

Project Name: CPG YONKERS NY
Project Number: Not Specified
Lab Number: L1640986
Report Date: 12/22/16

SAMPLE RESULTS

Lab ID: L1640986-02
Client ID: B-10, S2, 3-4'
Sample Location: Not Specified
Matrix: Soil
Analytical Method: 1,8260C
Analytical Date: 12/20/16 15:56
Analyst: JC
Percent Solids: 85%

Date Collected: 12/15/16 15:10
Date Received: 12/15/16
Field Prep: Not Specified

Parameter	Result	Qualifier	Units	RL	MDL	Dilution Factor
Volatile Organics by 8260/5035 - Westborough Lab						
Methylene chloride	ND		ug/kg	11	1.2	1
1,1-Dichloroethane	ND		ug/kg	1.6	0.09	1
Chloroform	ND		ug/kg	1.6	0.40	1
Carbon tetrachloride	ND		ug/kg	1.1	0.23	1
1,2-Dichloropropane	ND		ug/kg	3.8	0.25	1
Dibromochloromethane	ND		ug/kg	1.1	0.17	1
1,1,2-Trichloroethane	ND		ug/kg	1.6	0.33	1
Tetrachloroethene	ND		ug/kg	1.1	0.15	1
Chlorobenzene	ND		ug/kg	1.1	0.38	1
Trichlorofluoromethane	ND		ug/kg	5.4	0.42	1
1,2-Dichloroethane	ND		ug/kg	1.1	0.12	1
1,1,1-Trichloroethane	ND		ug/kg	1.1	0.12	1
Bromodichloromethane	ND		ug/kg	1.1	0.19	1
trans-1,3-Dichloropropene	ND		ug/kg	1.1	0.13	1
cis-1,3-Dichloropropene	ND		ug/kg	1.1	0.13	1
Bromoform	ND		ug/kg	4.3	0.26	1
1,1,2,2-Tetrachloroethane	ND		ug/kg	1.1	0.11	1
Benzene	0.41	J	ug/kg	1.1	0.13	1
Toluene	1.3	J	ug/kg	1.6	0.21	1
Ethylbenzene	ND		ug/kg	1.1	0.14	1
Chloromethane	ND		ug/kg	5.4	0.32	1
Bromomethane	ND		ug/kg	2.2	0.37	1
Vinyl chloride	ND		ug/kg	2.2	0.13	1
Chloroethane	ND		ug/kg	2.2	0.34	1
1,1-Dichloroethene	ND		ug/kg	1.1	0.28	1
trans-1,2-Dichloroethene	ND		ug/kg	1.6	0.23	1
Trichloroethene	ND		ug/kg	1.1	0.14	1
1,2-Dichlorobenzene	ND		ug/kg	5.4	0.17	1
1,3-Dichlorobenzene	ND		ug/kg	5.4	0.15	1
1,4-Dichlorobenzene	ND		ug/kg	5.4	0.15	1

Project Name: CPG YONKERS NY **Lab Number:** L1640986

Project Number: Not Specified **Report Date:** 12/22/16

SAMPLE RESULTS

Lab ID: L1640986-02 Date Collected: 12/15/16 15:10

Client ID: B-10, S2, 3-4' Date Received: 12/15/16

Sample Location: Not Specified Field Prep: Not Specified

Parameter	Result	Qualifier	Units	RL	MDL	Dilution Factor
Volatile Organics by 8260/5035 - Westborough Lab						
Methyl tert butyl ether	ND		ug/kg	2.2	0.09	1
p/m-Xylene	ND		ug/kg	2.2	0.38	1
o-Xylene	ND		ug/kg	2.2	0.37	1
cis-1,2-Dichloroethene	ND		ug/kg	1.1	0.15	1
Styrene	ND		ug/kg	2.2	0.44	1
Dichlorodifluoromethane	ND		ug/kg	11	0.21	1
Acetone	200		ug/kg	11	1.1	1
Carbon disulfide	ND		ug/kg	11	1.2	1
2-Butanone	6.4	J	ug/kg	11	0.29	1
4-Methyl-2-pentanone	ND		ug/kg	11	0.26	1
2-Hexanone	ND		ug/kg	11	0.72	1
Bromochloromethane	ND		ug/kg	5.4	0.30	1
1,2-Dibromoethane	ND		ug/kg	4.3	0.19	1
1,2-Dibromo-3-chloropropane	ND		ug/kg	5.4	0.43	1
Isopropylbenzene	ND		ug/kg	1.1	0.11	1
1,2,3-Trichlorobenzene	ND		ug/kg	5.4	0.16	1
1,2,4-Trichlorobenzene	ND		ug/kg	5.4	0.20	1
Methyl Acetate	ND		ug/kg	22	0.29	1
Cyclohexane	ND		ug/kg	22	0.16	1
1,4-Dioxane	ND		ug/kg	110	16.	1
Freon-113	ND		ug/kg	22	0.30	1
Methyl cyclohexane	0.93	J	ug/kg	4.3	0.17	1

Tentatively Identified Compounds				
Total TIC Compounds	56.5	J	ug/kg	1
Pentane	7.28	NJ	ug/kg	1
1-Pentene	7.37	NJ	ug/kg	1
Unknown	10.7	J	ug/kg	1
Unknown	13.0	J	ug/kg	1
Butane, 2-Methyl-	13.6	NJ	ug/kg	1
Unknown	4.59	J	ug/kg	1

Project Name: CPG YONKERS NY **Lab Number:** L1640986

Project Number: Not Specified **Report Date:** 12/22/16

SAMPLE RESULTS

Lab ID: L1640986-02 Date Collected: 12/15/16 15:10

Client ID: B-10, S2, 3-4' Date Received: 12/15/16

Sample Location: Not Specified Field Prep: Not Specified

Parameter	Result	Qualifier	Units	RL	MDL	Dilution Factor
Volatile Organics by 8260/5035 - Westborough Lab						

Surrogate	% Recovery	Qualifier	Acceptance Criteria
1,2-Dichloroethane-d4	106		70-130
Toluene-d8	101		70-130
4-Bromofluorobenzene	93		70-130
Dibromofluoromethane	95		70-130

Project Name: CPG YONKERS NY
Project Number: Not Specified

Lab Number: L1640986
Report Date: 12/22/16

Method Blank Analysis
Batch Quality Control

Analytical Method: 1,8260C
Analytical Date: 12/20/16 09:06
Analyst: MV

Parameter	Result	Qualifier	Units	RL	MDL
Volatile Organics by 8260/5035 - Westborough Lab for sample(s): 01-02 Batch: WG963021-5					
Methylene chloride	ND		ug/kg	10	1.1
1,1-Dichloroethane	ND		ug/kg	1.5	0.09
Chloroform	ND		ug/kg	1.5	0.37
Carbon tetrachloride	ND		ug/kg	1.0	0.21
1,2-Dichloropropane	ND		ug/kg	3.5	0.23
Dibromochloromethane	ND		ug/kg	1.0	0.15
1,1,2-Trichloroethane	ND		ug/kg	1.5	0.30
Tetrachloroethene	ND		ug/kg	1.0	0.14
Chlorobenzene	ND		ug/kg	1.0	0.35
Trichlorofluoromethane	ND		ug/kg	5.0	0.39
1,2-Dichloroethane	ND		ug/kg	1.0	0.11
1,1,1-Trichloroethane	ND		ug/kg	1.0	0.11
Bromodichloromethane	ND		ug/kg	1.0	0.17
trans-1,3-Dichloropropene	ND		ug/kg	1.0	0.12
cis-1,3-Dichloropropene	ND		ug/kg	1.0	0.12
Bromoform	ND		ug/kg	4.0	0.24
1,1,2,2-Tetrachloroethane	ND		ug/kg	1.0	0.10
Benzene	ND		ug/kg	1.0	0.12
Toluene	ND		ug/kg	1.5	0.19
Ethylbenzene	ND		ug/kg	1.0	0.13
Chloromethane	ND		ug/kg	5.0	0.29
Bromomethane	ND		ug/kg	2.0	0.34
Vinyl chloride	ND		ug/kg	2.0	0.12
Chloroethane	ND		ug/kg	2.0	0.32
1,1-Dichloroethene	ND		ug/kg	1.0	0.26
trans-1,2-Dichloroethene	ND		ug/kg	1.5	0.21
Trichloroethene	ND		ug/kg	1.0	0.12
1,2-Dichlorobenzene	ND		ug/kg	5.0	0.15
1,3-Dichlorobenzene	ND		ug/kg	5.0	0.14

Project Name: CPG YONKERS NY
Project Number: Not Specified

Lab Number: L1640986
Report Date: 12/22/16

Method Blank Analysis
Batch Quality Control

Analytical Method: 1,8260C
Analytical Date: 12/20/16 09:06
Analyst: MV

Parameter	Result	Qualifier	Units	RL	MDL
Volatile Organics by 8260/5035 - Westborough Lab for sample(s): 01-02 Batch: WG963021-5					
1,4-Dichlorobenzene	ND		ug/kg	5.0	0.14
Methyl tert butyl ether	ND		ug/kg	2.0	0.08
p/m-Xylene	ND		ug/kg	2.0	0.35
o-Xylene	ND		ug/kg	2.0	0.34
cis-1,2-Dichloroethene	ND		ug/kg	1.0	0.14
Styrene	ND		ug/kg	2.0	0.40
Dichlorodifluoromethane	ND		ug/kg	10	0.19
Acetone	ND		ug/kg	10	1.0
Carbon disulfide	ND		ug/kg	10	1.1
2-Butanone	ND		ug/kg	10	0.27
4-Methyl-2-pentanone	ND		ug/kg	10	0.24
2-Hexanone	ND		ug/kg	10	0.67
Bromochloromethane	ND		ug/kg	5.0	0.28
1,2-Dibromoethane	ND		ug/kg	4.0	0.17
1,2-Dibromo-3-chloropropane	ND		ug/kg	5.0	0.40
Isopropylbenzene	ND		ug/kg	1.0	0.10
1,2,3-Trichlorobenzene	ND		ug/kg	5.0	0.15
1,2,4-Trichlorobenzene	ND		ug/kg	5.0	0.18
Methyl Acetate	ND		ug/kg	20	0.27
Cyclohexane	ND		ug/kg	20	0.15
1,4-Dioxane	ND		ug/kg	100	14.
Freon-113	ND		ug/kg	20	0.27
Methyl cyclohexane	ND		ug/kg	4.0	0.15

Tentatively Identified Compounds

No Tentatively Identified Compounds	ND	ug/kg

Project Name: CPG YONKERS NY
Project Number: Not Specified

Lab Number: L1640986
Report Date: 12/22/16

Method Blank Analysis
Batch Quality Control

Analytical Method: 1,8260C
Analytical Date: 12/20/16 09:06
Analyst: MV

Parameter	Result	Qualifier	Units	RL	MDL
Volatile Organics by 8260/5035 - Westborough Lab for sample(s): 01-02 Batch: WG963021-5					

Surrogate	%Recovery	Qualifier	Acceptance Criteria
1,2-Dichloroethane-d4	102		70-130
Toluene-d8	101		70-130
4-Bromofluorobenzene	91		70-130
Dibromofluoromethane	92		70-130

Lab Control Sample Analysis
Batch Quality Control

Project Name: CPG YONKERS NY
Project Number: Not Specified

Lab Number: L1640986
Report Date: 12/22/16

Parameter	LCS %Recovery	Qual	LCSD %Recovery	Qual	%Recovery Limits	RPD	Qual	RPD Limits
Volatile Organics by 8260/5035 - Westborough Lab Associated sample(s): 01-02 Batch: WG963021-3 WG963021-4								
Methylene chloride	91		89		70-130	2		30
1,1-Dichloroethane	101		101		70-130	0		30
Chloroform	89		90		70-130	1		30
Carbon tetrachloride	90		87		70-130	3		30
1,2-Dichloropropane	103		103		70-130	0		30
Dibromochloromethane	88		91		70-130	3		30
2-Chloroethylvinyl ether	86		85		70-130	1		30
1,1,2-Trichloroethane	89		89		70-130	0		30
Tetrachloroethene	103		100		70-130	3		30
Chlorobenzene	90		88		70-130	2		30
Trichlorofluoromethane	117		111		70-139	5		30
1,2-Dichloroethane	94		98		70-130	4		30
1,1,1-Trichloroethane	94		91		70-130	3		30
Bromodichloromethane	84		90		70-130	7		30
trans-1,3-Dichloropropene	83		85		70-130	2		30
cis-1,3-Dichloropropene	89		92		70-130	3		30
1,1-Dichloropropene	94		90		70-130	4		30
Bromoform	82		87		70-130	6		30
1,1,2,2-Tetrachloroethane	81		82		70-130	1		30
Benzene	93		91		70-130	2		30
Toluene	90		85		70-130	6		30

Lab Control Sample Analysis
Batch Quality Control

Project Name: CPG YONKERS NY
Project Number: Not Specified

Lab Number: L1640986
Report Date: 12/22/16

Parameter	LCS %Recovery	Qual	LCSD %Recovery	Qual	%Recovery Limits	RPD	Qual	RPD Limits
Volatile Organics by 8260/5035 - Westborough Lab Associated sample(s): 01-02 Batch: WG963021-3 WG963021-4								
Ethylbenzene	90		88		70-130	2		30
Chloromethane	108		101		52-130	7		30
Bromomethane	142		130		57-147	9		30
Vinyl chloride	110		94		67-130	16		30
Chloroethane	140		127		50-151	10		30
1,1-Dichloroethene	118		107		65-135	10		30
trans-1,2-Dichloroethene	96		93		70-130	3		30
Trichloroethene	91		91		70-130	0		30
1,2-Dichlorobenzene	87		89		70-130	2		30
1,3-Dichlorobenzene	89		89		70-130	0		30
1,4-Dichlorobenzene	88		90		70-130	2		30
Methyl tert butyl ether	89		91		66-130	2		30
p/m-Xylene	96		94		70-130	2		30
o-Xylene	96		94		70-130	2		30
cis-1,2-Dichloroethene	96		97		70-130	1		30
Dibromomethane	91		93		70-130	2		30
Styrene	90		89		70-130	1		30
Dichlorodifluoromethane	81		75		30-146	8		30
Acetone	112		113		54-140	1		30
Carbon disulfide	101		92		59-130	9		30
2-Butanone	94		94		70-130	0		30

Lab Control Sample Analysis
Batch Quality Control

Project Name: CPG YONKERS NY
Project Number: Not Specified

Lab Number: L1640986
Report Date: 12/22/16

Parameter	LCS %Recovery	Qual	LCSD %Recovery	Qual	%Recovery Limits	RPD	Qual	RPD Limits
Volatile Organics by 8260/5035 - Westborough Lab Associated sample(s): 01-02 Batch: WG963021-3 WG963021-4								
Vinyl acetate	94		96		70-130	2		30
4-Methyl-2-pentanone	93		93		70-130	0		30
1,2,3-Trichloropropane	81		84		68-130	4		30
2-Hexanone	88		89		70-130	1		30
Bromochloromethane	98		98		70-130	0		30
2,2-Dichloropropane	94		93		70-130	1		30
1,2-Dibromoethane	93		92		70-130	1		30
1,3-Dichloropropane	90		90		69-130	0		30
1,1,1,2-Tetrachloroethane	93		93		70-130	0		30
Bromobenzene	87		86		70-130	1		30
n-Butylbenzene	83		80		70-130	4		30
sec-Butylbenzene	86		84		70-130	2		30
tert-Butylbenzene	86		83		70-130	4		30
o-Chlorotoluene	80		80		70-130	0		30
p-Chlorotoluene	82		82		70-130	0		30
1,2-Dibromo-3-chloropropane	78		80		68-130	3		30
Hexachlorobutadiene	100		102		67-130	2		30
Isopropylbenzene	85		84		70-130	1		30
p-Isopropyltoluene	86		84		70-130	2		30
Naphthalene	81		85		70-130	5		30
Acrylonitrile	104		105		70-130	1		30

Lab Control Sample Analysis
Batch Quality Control

Project Name: CPG YONKERS NY
Project Number: Not Specified

Lab Number: L1640986
Report Date: 12/22/16

Parameter	LCS %Recovery	Qual	LCSD %Recovery	Qual	%Recovery Limits	RPD	Qual	RPD Limits
Volatile Organics by 8260/5035 - Westborough Lab Associated sample(s): 01-02 Batch: WG963021-3 WG963021-4								
Isopropyl Ether	96		98		66-130	2		30
tert-Butyl Alcohol	88		91		70-130	3		30
n-Propylbenzene	82		80		70-130	2		30
1,2,3-Trichlorobenzene	92		94		70-130	2		30
1,2,4-Trichlorobenzene	92		93		70-130	1		30
1,3,5-Trimethylbenzene	87		86		70-130	1		30
1,2,4-Trimethylbenzene	87		86		70-130	1		30
Methyl Acetate	93		95		51-146	2		30
Ethyl Acetate	93		94		70-130	1		30
Acrolein	104		104		70-130	0		30
Cyclohexane	101		95		59-142	6		30
1,4-Dioxane	84		88		65-136	5		30
1,1,2-Trichloro-1,2,2-Trifluoroethane	105		89		50-139	16		30
p-Diethylbenzene	84		82		70-130	2		30
p-Ethyltoluene	84		83		70-130	1		30
1,2,4,5-Tetramethylbenzene	81		82		70-130	1		30
Tetrahydrofuran	96		103		66-130	7		30
Ethyl ether	120		111		67-130	8		30
trans-1,4-Dichloro-2-butene	83		84		70-130	1		30
Methyl cyclohexane	82		76		70-130	8		30
Ethyl-Tert-Butyl-Ether	92		93		70-130	1		30

Lab Control Sample Analysis
Batch Quality Control

Project Name: CPG YONKERS NY
Project Number: Not Specified

Lab Number: L1640986
Report Date: 12/22/16

Parameter	LCS %Recovery	Qual	LCSD %Recovery	Qual	%Recovery Limits	RPD	Qual	RPD Limits
Volatile Organics by 8260/5035 - Westborough Lab Associated sample(s): 01-02 Batch: WG963021-3 WG963021-4								
Tertiary-Amyl Methyl Ether	83		85		70-130	2		30

Surrogate	LCS %Recovery	Qual	LCSD %Recovery	Qual	Acceptance Criteria
1,2-Dichloroethane-d4	98		101		70-130
Toluene-d8	103		101		70-130
4-Bromofluorobenzene	92		93		70-130
Dibromofluoromethane	93		95		70-130

SEMIVOLATILES

Project Name: CPG YONKERS NY
Project Number: Not Specified
Lab Number: L1640986
Report Date: 12/22/16

SAMPLE RESULTS

Lab ID: L1640986-01
Client ID: B-12, S3, 4-6'
Sample Location: Not Specified
Matrix: Soil
Analytical Method: 1,8270D
Analytical Date: 12/21/16 19:29
Analyst: KV
Percent Solids: 86%

Date Collected: 12/15/16 11:40
Date Received: 12/15/16
Field Prep: Not Specified
Extraction Method: EPA 3546
Extraction Date: 12/19/16 12:23

Parameter	Result	Qualifier	Units	RL	MDL	Dilution Factor
Semivolatile Organics by GC/MS - Westborough Lab						
Acenaphthene	ND		ug/kg	150	20.	1
Hexachlorobenzene	ND		ug/kg	110	21.	1
Bis(2-chloroethyl)ether	ND		ug/kg	170	26.	1
2-Chloronaphthalene	ND		ug/kg	190	19.	1
3,3'-Dichlorobenzidine	ND		ug/kg	190	51.	1
2,4-Dinitrotoluene	ND		ug/kg	190	38.	1
2,6-Dinitrotoluene	ND		ug/kg	190	33.	1
Fluoranthene	38	J	ug/kg	110	22.	1
4-Chlorophenyl phenyl ether	ND		ug/kg	190	20.	1
4-Bromophenyl phenyl ether	ND		ug/kg	190	29.	1
Bis(2-chloroisopropyl)ether	ND		ug/kg	230	32.	1
Bis(2-chloroethoxy)methane	ND		ug/kg	200	19.	1
Hexachlorobutadiene	ND		ug/kg	190	28.	1
Hexachlorocyclopentadiene	ND		ug/kg	540	170	1
Hexachloroethane	ND		ug/kg	150	31.	1
Isophorone	ND		ug/kg	170	25.	1
Naphthalene	ND		ug/kg	190	23.	1
Nitrobenzene	ND		ug/kg	170	28.	1
NDPA/DPA	ND		ug/kg	150	22.	1
n-Nitrosodi-n-propylamine	ND		ug/kg	190	29.	1
Bis(2-ethylhexyl)phthalate	ND		ug/kg	190	66.	1
Butyl benzyl phthalate	ND		ug/kg	190	48.	1
Di-n-butylphthalate	ND		ug/kg	190	36.	1
Di-n-octylphthalate	ND		ug/kg	190	65.	1
Diethyl phthalate	ND		ug/kg	190	18.	1
Dimethyl phthalate	ND		ug/kg	190	40.	1
Benzo(a)anthracene	ND		ug/kg	110	21.	1
Benzo(a)pyrene	ND		ug/kg	150	46.	1
Benzo(b)fluoranthene	ND		ug/kg	110	32.	1
Benzo(k)fluoranthene	ND		ug/kg	110	30.	1

Project Name: CPG YONKERS NY **Lab Number:** L1640986

Project Number: Not Specified **Report Date:** 12/22/16

SAMPLE RESULTS

Lab ID: L1640986-01 Date Collected: 12/15/16 11:40

Client ID: B-12, S3, 4-6' Date Received: 12/15/16

Sample Location: Not Specified Field Prep: Not Specified

Parameter	Result	Qualifier	Units	RL	MDL	Dilution Factor
Semivolatile Organics by GC/MS - Westborough Lab						
Chrysene	20	J	ug/kg	110	20.	1
Acenaphthylene	ND		ug/kg	150	29.	1
Anthracene	ND		ug/kg	110	37.	1
Benzo(ghi)perylene	ND		ug/kg	150	22.	1
Fluorene	19	J	ug/kg	190	18.	1
Phenanthrene	100	J	ug/kg	110	23.	1
Dibenzo(a,h)anthracene	ND		ug/kg	110	22.	1
Indeno(1,2,3-cd)pyrene	ND		ug/kg	150	26.	1
Pyrene	46	J	ug/kg	110	19.	1
Biphenyl	ND		ug/kg	430	44.	1
4-Chloroaniline	ND		ug/kg	190	35.	1
2-Nitroaniline	ND		ug/kg	190	37.	1
3-Nitroaniline	ND		ug/kg	190	36.	1
4-Nitroaniline	ND		ug/kg	190	79.	1
Dibenzofuran	ND		ug/kg	190	18.	1
2-Methylnaphthalene	ND		ug/kg	230	23.	1
1,2,4,5-Tetrachlorobenzene	ND		ug/kg	190	20.	1
Acetophenone	ND		ug/kg	190	24.	1
2,4,6-Trichlorophenol	ND		ug/kg	110	36.	1
p-Chloro-m-cresol	ND		ug/kg	190	28.	1
2-Chlorophenol	ND		ug/kg	190	22.	1
2,4-Dichlorophenol	ND		ug/kg	170	31.	1
2,4-Dimethylphenol	ND		ug/kg	190	63.	1
2-Nitrophenol	ND		ug/kg	410	72.	1
4-Nitrophenol	ND		ug/kg	270	78.	1
2,4-Dinitrophenol	ND		ug/kg	910	89.	1
4,6-Dinitro-o-cresol	ND		ug/kg	500	91.	1
Pentachlorophenol	ND		ug/kg	150	42.	1
Phenol	ND		ug/kg	190	29.	1
2-Methylphenol	ND		ug/kg	190	30.	1
3-Methylphenol/4-Methylphenol	ND		ug/kg	270	30.	1
2,4,5-Trichlorophenol	ND		ug/kg	190	36.	1
Carbazole	ND		ug/kg	190	18.	1
Atrazine	ND		ug/kg	150	67.	1
Benzaldehyde	ND		ug/kg	250	51.	1
Caprolactam	ND		ug/kg	190	58.	1
2,3,4,6-Tetrachlorophenol	ND		ug/kg	190	38.	1

Project Name: CPG YONKERS NY **Lab Number:** L1640986

Project Number: Not Specified **Report Date:** 12/22/16

SAMPLE RESULTS

Lab ID: L1640986-01 Date Collected: 12/15/16 11:40

Client ID: B-12, S3, 4-6' Date Received: 12/15/16

Sample Location: Not Specified Field Prep: Not Specified

Parameter	Result	Qualifier	Units	RL	MDL	Dilution Factor
Semivolatile Organics by GC/MS - Westborough Lab						
Tentatively Identified Compounds						
No Tentatively Identified Compounds	ND		ug/kg			1

Surrogate	% Recovery	Qualifier	Acceptance Criteria
2-Fluorophenol	93		25-120
Phenol-d6	94		10-120
Nitrobenzene-d5	81		23-120
2-Fluorobiphenyl	75		30-120
2,4,6-Tribromophenol	74		10-136
4-Terphenyl-d14	50		18-120

Project Name: CPG YONKERS NY
Project Number: Not Specified

Lab Number: L1640986
Report Date: 12/22/16

SAMPLE RESULTS

Lab ID: L1640986-02
Client ID: B-10, S2, 3-4'
Sample Location: Not Specified
Matrix: Soil
Analytical Method: 1,8270D
Analytical Date: 12/21/16 19:55
Analyst: KV
Percent Solids: 85%

Date Collected: 12/15/16 15:10
Date Received: 12/15/16
Field Prep: Not Specified
Extraction Method: EPA 3546
Extraction Date: 12/19/16 12:23

Parameter	Result	Qualifier	Units	RL	MDL	Dilution Factor
Semivolatile Organics by GC/MS - Westborough Lab						
Acenaphthene	ND		ug/kg	150	20.	1
Hexachlorobenzene	ND		ug/kg	110	21.	1
Bis(2-chloroethyl)ether	ND		ug/kg	170	26.	1
2-Chloronaphthalene	ND		ug/kg	190	19.	1
3,3'-Dichlorobenzidine	ND		ug/kg	190	50.	1
2,4-Dinitrotoluene	ND		ug/kg	190	38.	1
2,6-Dinitrotoluene	ND		ug/kg	190	33.	1
Fluoranthene	ND		ug/kg	110	22.	1
4-Chlorophenyl phenyl ether	ND		ug/kg	190	20.	1
4-Bromophenyl phenyl ether	ND		ug/kg	190	29.	1
Bis(2-chloroisopropyl)ether	ND		ug/kg	230	32.	1
Bis(2-chloroethoxy)methane	ND		ug/kg	200	19.	1
Hexachlorobutadiene	ND		ug/kg	190	28.	1
Hexachlorocyclopentadiene	ND		ug/kg	540	170	1
Hexachloroethane	ND		ug/kg	150	31.	1
Isophorone	ND		ug/kg	170	25.	1
Naphthalene	ND		ug/kg	190	23.	1
Nitrobenzene	ND		ug/kg	170	28.	1
NDPA/DPA	ND		ug/kg	150	22.	1
n-Nitrosodi-n-propylamine	ND		ug/kg	190	29.	1
Bis(2-ethylhexyl)phthalate	ND		ug/kg	190	66.	1
Butyl benzyl phthalate	ND		ug/kg	190	48.	1
Di-n-butylphthalate	ND		ug/kg	190	36.	1
Di-n-octylphthalate	ND		ug/kg	190	65.	1
Diethyl phthalate	ND		ug/kg	190	18.	1
Dimethyl phthalate	ND		ug/kg	190	40.	1
Benzo(a)anthracene	ND		ug/kg	110	21.	1
Benzo(a)pyrene	ND		ug/kg	150	46.	1
Benzo(b)fluoranthene	ND		ug/kg	110	32.	1
Benzo(k)fluoranthene	ND		ug/kg	110	30.	1

Project Name: CPG YONKERS NY **Lab Number:** L1640986

Project Number: Not Specified **Report Date:** 12/22/16

SAMPLE RESULTS

Lab ID: L1640986-02 Date Collected: 12/15/16 15:10

Client ID: B-10, S2, 3-4' Date Received: 12/15/16

Sample Location: Not Specified Field Prep: Not Specified

Parameter	Result	Qualifier	Units	RL	MDL	Dilution Factor
Semivolatile Organics by GC/MS - Westborough Lab						
Chrysene	ND		ug/kg	110	20.	1
Acenaphthylene	ND		ug/kg	150	29.	1
Anthracene	ND		ug/kg	110	37.	1
Benzo(ghi)perylene	ND		ug/kg	150	22.	1
Fluorene	ND		ug/kg	190	18.	1
Phenanthrene	ND		ug/kg	110	23.	1
Dibenzo(a,h)anthracene	ND		ug/kg	110	22.	1
Indeno(1,2,3-cd)pyrene	ND		ug/kg	150	26.	1
Pyrene	ND		ug/kg	110	19.	1
Biphenyl	ND		ug/kg	430	44.	1
4-Chloroaniline	ND		ug/kg	190	35.	1
2-Nitroaniline	ND		ug/kg	190	37.	1
3-Nitroaniline	ND		ug/kg	190	36.	1
4-Nitroaniline	ND		ug/kg	190	79.	1
Dibenzofuran	ND		ug/kg	190	18.	1
2-Methylnaphthalene	ND		ug/kg	230	23.	1
1,2,4,5-Tetrachlorobenzene	ND		ug/kg	190	20.	1
Acetophenone	ND		ug/kg	190	24.	1
2,4,6-Trichlorophenol	ND		ug/kg	110	36.	1
p-Chloro-m-cresol	ND		ug/kg	190	28.	1
2-Chlorophenol	ND		ug/kg	190	22.	1
2,4-Dichlorophenol	ND		ug/kg	170	30.	1
2,4-Dimethylphenol	ND		ug/kg	190	63.	1
2-Nitrophenol	ND		ug/kg	410	71.	1
4-Nitrophenol	ND		ug/kg	270	78.	1
2,4-Dinitrophenol	ND		ug/kg	910	89.	1
4,6-Dinitro-o-cresol	ND		ug/kg	490	91.	1
Pentachlorophenol	ND		ug/kg	150	42.	1
Phenol	ND		ug/kg	190	29.	1
2-Methylphenol	ND		ug/kg	190	29.	1
3-Methylphenol/4-Methylphenol	ND		ug/kg	270	30.	1
2,4,5-Trichlorophenol	ND		ug/kg	190	36.	1
Carbazole	ND		ug/kg	190	18.	1
Atrazine	ND		ug/kg	150	66.	1
Benzaldehyde	ND		ug/kg	250	51.	1
Caprolactam	ND		ug/kg	190	58.	1
2,3,4,6-Tetrachlorophenol	ND		ug/kg	190	38.	1

Project Name: CPG YONKERS NY **Lab Number:** L1640986

Project Number: Not Specified **Report Date:** 12/22/16

SAMPLE RESULTS

Lab ID: L1640986-02 Date Collected: 12/15/16 15:10

Client ID: B-10, S2, 3-4' Date Received: 12/15/16

Sample Location: Not Specified Field Prep: Not Specified

Parameter	Result	Qualifier	Units	RL	MDL	Dilution Factor
Semivolatile Organics by GC/MS - Westborough Lab						
Tentatively Identified Compounds						
Unknown Amide	158	J	ug/kg			1

Surrogate	% Recovery	Qualifier	Acceptance Criteria
2-Fluorophenol	60		25-120
Phenol-d6	65		10-120
Nitrobenzene-d5	58		23-120
2-Fluorobiphenyl	62		30-120
2,4,6-Tribromophenol	70		10-136
4-Terphenyl-d14	54		18-120

Project Name: CPG YONKERS NY
Project Number: Not Specified

Lab Number: L1640986
Report Date: 12/22/16

Method Blank Analysis
Batch Quality Control

Analytical Method: 1,8270D
Analytical Date: 12/21/16 16:25
Analyst: KV

Extraction Method: EPA 3546
Extraction Date: 12/19/16 12:23

Parameter	Result	Qualifier	Units	RL	MDL
Semivolatile Organics by GC/MS - Westborough Lab for sample(s): 01-02 Batch: WG962618-1					
Acenaphthene	ND		ug/kg	130	17.
Hexachlorobenzene	ND		ug/kg	100	19.
Bis(2-chloroethyl)ether	ND		ug/kg	150	22.
2-Chloronaphthalene	ND		ug/kg	170	16.
3,3'-Dichlorobenzidine	ND		ug/kg	170	44.
2,4-Dinitrotoluene	ND		ug/kg	170	33.
2,6-Dinitrotoluene	ND		ug/kg	170	28.
Fluoranthene	ND		ug/kg	100	19.
4-Chlorophenyl phenyl ether	ND		ug/kg	170	18.
4-Bromophenyl phenyl ether	ND		ug/kg	170	25.
Bis(2-chloroisopropyl)ether	ND		ug/kg	200	28.
Bis(2-chloroethoxy)methane	ND		ug/kg	180	17.
Hexachlorobutadiene	ND		ug/kg	170	24.
Hexachlorocyclopentadiene	ND		ug/kg	480	150
Hexachloroethane	ND		ug/kg	130	27.
Isophorone	ND		ug/kg	150	22.
Naphthalene	ND		ug/kg	170	20.
Nitrobenzene	ND		ug/kg	150	24.
NDPA/DPA	ND		ug/kg	130	19.
n-Nitrosodi-n-propylamine	ND		ug/kg	170	26.
Bis(2-ethylhexyl)phthalate	ND		ug/kg	170	57.
Butyl benzyl phthalate	ND		ug/kg	170	42.
Di-n-butylphthalate	ND		ug/kg	170	31.
Di-n-octylphthalate	ND		ug/kg	170	56.
Diethyl phthalate	ND		ug/kg	170	15.
Dimethyl phthalate	ND		ug/kg	170	35.
Benzo(a)anthracene	ND		ug/kg	100	19.
Benzo(a)pyrene	ND		ug/kg	130	40.
Benzo(b)fluoranthene	ND		ug/kg	100	28.

Project Name: CPG YONKERS NY
Project Number: Not Specified

Lab Number: L1640986
Report Date: 12/22/16

Method Blank Analysis
Batch Quality Control

Analytical Method: 1,8270D
Analytical Date: 12/21/16 16:25
Analyst: KV

Extraction Method: EPA 3546
Extraction Date: 12/19/16 12:23

Parameter	Result	Qualifier	Units	RL	MDL
Semivolatile Organics by GC/MS - Westborough Lab for sample(s): 01-02 Batch: WG962618-1					
Benzo(k)fluoranthene	ND		ug/kg	100	26.
Chrysene	ND		ug/kg	100	17.
Acenaphthylene	ND		ug/kg	130	26.
Anthracene	ND		ug/kg	100	32.
Benzo(ghi)perylene	ND		ug/kg	130	20.
Fluorene	ND		ug/kg	170	16.
Phenanthrene	ND		ug/kg	100	20.
Dibenzo(a,h)anthracene	ND		ug/kg	100	19.
Indeno(1,2,3-cd)pyrene	ND		ug/kg	130	23.
Pyrene	ND		ug/kg	100	16.
Biphenyl	ND		ug/kg	380	38.
4-Chloroaniline	ND		ug/kg	170	30.
2-Nitroaniline	ND		ug/kg	170	32.
3-Nitroaniline	ND		ug/kg	170	31.
4-Nitroaniline	ND		ug/kg	170	69.
Dibenzofuran	ND		ug/kg	170	16.
2-Methylnaphthalene	ND		ug/kg	200	20.
1,2,4,5-Tetrachlorobenzene	ND		ug/kg	170	17.
Acetophenone	ND		ug/kg	170	20.
2,4,6-Trichlorophenol	ND		ug/kg	100	31.
p-Chloro-m-cresol	ND		ug/kg	170	25.
2-Chlorophenol	ND		ug/kg	170	20.
2,4-Dichlorophenol	ND		ug/kg	150	27.
2,4-Dimethylphenol	ND		ug/kg	170	55.
2-Nitrophenol	ND		ug/kg	360	62.
4-Nitrophenol	ND		ug/kg	230	68.
2,4-Dinitrophenol	ND		ug/kg	800	77.
4,6-Dinitro-o-cresol	ND		ug/kg	430	80.
Pentachlorophenol	ND		ug/kg	130	36.

Project Name: CPG YONKERS NY
Project Number: Not Specified

Lab Number: L1640986
Report Date: 12/22/16

Method Blank Analysis
Batch Quality Control

Analytical Method: 1,8270D
Analytical Date: 12/21/16 16:25
Analyst: KV

Extraction Method: EPA 3546
Extraction Date: 12/19/16 12:23

Parameter	Result	Qualifier	Units	RL	MDL
Semivolatile Organics by GC/MS - Westborough Lab for sample(s): 01-02 Batch: WG962618-1					
Phenol	ND		ug/kg	170	25.
2-Methylphenol	ND		ug/kg	170	26.
3-Methylphenol/4-Methylphenol	ND		ug/kg	240	26.
2,4,5-Trichlorophenol	ND		ug/kg	170	32.
Carbazole	ND		ug/kg	170	16.
Atrazine	ND		ug/kg	130	58.
Benzaldehyde	ND		ug/kg	220	45.
Caprolactam	ND		ug/kg	170	50.
2,3,4,6-Tetrachlorophenol	ND		ug/kg	170	34.

Tentatively Identified Compounds

No Tentatively Identified Compounds	ND	ug/kg

Surrogate	%Recovery	Qualifier	Acceptance Criteria
2-Fluorophenol	85		25-120
Phenol-d6	89		10-120
Nitrobenzene-d5	74		23-120
2-Fluorobiphenyl	80		30-120
2,4,6-Tribromophenol	76		10-136
4-Terphenyl-d14	87		18-120

Lab Control Sample Analysis
Batch Quality Control

Project Name: CPG YONKERS NY
Project Number: Not Specified

Lab Number: L1640986
Report Date: 12/22/16

Parameter	LCS %Recovery	Qual	LCSD %Recovery	Qual	%Recovery Limits	RPD	Qual	RPD Limits
Semivolatile Organics by GC/MS - Westborough Lab Associated sample(s): 01-02 Batch: WG962618-2 WG962618-3								
Acenaphthene	77		79		31-137	3		50
Benzidine	15		14		10-66	7		50
1,2,4-Trichlorobenzene	80		82		38-107	2		50
Hexachlorobenzene	82		87		40-140	6		50
Bis(2-chloroethyl)ether	78		77		40-140	1		50
2-Chloronaphthalene	80		80		40-140	0		50
1,2-Dichlorobenzene	76		74		40-140	3		50
1,3-Dichlorobenzene	74		72		40-140	3		50
1,4-Dichlorobenzene	74		72		28-104	3		50
3,3'-Dichlorobenzidine	53		50		40-140	6		50
2,4-Dinitrotoluene	85		92		40-132	8		50
2,6-Dinitrotoluene	89		97		40-140	9		50
Azobenzene	81		84		40-140	4		50
Fluoranthene	83		88		40-140	6		50
4-Chlorophenyl phenyl ether	79		82		40-140	4		50
4-Bromophenyl phenyl ether	78		82		40-140	5		50
Bis(2-chloroisopropyl)ether	78		75		40-140	4		50
Bis(2-chloroethoxy)methane	84		84		40-117	0		50
Hexachlorobutadiene	77		75		40-140	3		50
Hexachlorocyclopentadiene	83		82		40-140	1		50
Hexachloroethane	75		73		40-140	3		50

Lab Control Sample Analysis
Batch Quality Control

Project Name: CPG YONKERS NY
Project Number: Not Specified

Lab Number: L1640986
Report Date: 12/22/16

Parameter	LCS %Recovery	Qual	LCSD %Recovery	Qual	%Recovery Limits	RPD	Qual	RPD Limits
Semivolatile Organics by GC/MS - Westborough Lab Associated sample(s): 01-02 Batch: WG962618-2 WG962618-3								
Isophorone	83		83		40-140	0		50
Naphthalene	76		77		40-140	1		50
Nitrobenzene	83		84		40-140	1		50
NDPA/DPA	81		85		36-157	5		50
n-Nitrosodi-n-propylamine	84		83		32-121	1		50
Bis(2-ethylhexyl)phthalate	90		98		40-140	9		50
Butyl benzyl phthalate	90		96		40-140	6		50
Di-n-butylphthalate	86		90		40-140	5		50
Di-n-octylphthalate	94		100		40-140	6		50
Diethyl phthalate	83		86		40-140	4		50
Dimethyl phthalate	84		86		40-140	2		50
Benzo(a)anthracene	80		85		40-140	6		50
Benzo(a)pyrene	85		90		40-140	6		50
Benzo(b)fluoranthene	82		86		40-140	5		50
Benzo(k)fluoranthene	84		89		40-140	6		50
Chrysene	85		88		40-140	3		50
Acenaphthylene	80		83		40-140	4		50
Anthracene	82		87		40-140	6		50
Benzo(ghi)perylene	81		88		40-140	8		50
Fluorene	79		83		40-140	5		50
Phenanthrene	81		83		40-140	2		50

Lab Control Sample Analysis
Batch Quality Control

Project Name: CPG YONKERS NY
Project Number: Not Specified

Lab Number: L1640986
Report Date: 12/22/16

Parameter	LCS %Recovery	Qual	LCSD %Recovery	Qual	%Recovery Limits	RPD	Qual	RPD Limits
Semivolatile Organics by GC/MS - Westborough Lab Associated sample(s): 01-02 Batch: WG962618-2 WG962618-3								
Dibenzo(a,h)anthracene	83		87		40-140	5		50
Indeno(1,2,3-cd)pyrene	82		87		40-140	6		50
Pyrene	83		87		35-142	5		50
Biphenyl	85		84		54-104	1		50
4-Chloroaniline	50		127		40-140	**87**	Q	50
1-Methylnaphthalene	77		77		26-130	0		50
2-Nitroaniline	85		89		47-134	5		50
3-Nitroaniline	52		55		26-129	6		50
4-Nitroaniline	82		93		41-125	13		50
Dibenzofuran	78		82		40-140	5		50
2-Methylnaphthalene	80		80		40-140	0		50
1,2,4,5-Tetrachlorobenzene	83		82		40-117	1		50
Acetophenone	92		89		14-144	3		50
n-Nitrosodimethylamine	74		72		22-100	3		50
2,4,6-Trichlorophenol	90		92		30-130	2		50
p-Chloro-m-cresol	92		95		26-103	3		50
2-Chlorophenol	86		87		25-102	1		50
2,4-Dichlorophenol	94		95		30-130	1		50
2,4-Dimethylphenol	87		90		30-130	3		50
2-Nitrophenol	89		88		30-130	1		50
4-Nitrophenol	84		90		11-114	7		50

Lab Control Sample Analysis
Batch Quality Control

Project Name: CPG YONKERS NY
Project Number: Not Specified

Lab Number: L1640986
Report Date: 12/22/16

Parameter	LCS %Recovery	Qual	LCSD %Recovery	Qual	%Recovery Limits	RPD	Qual	RPD Limits
Semivolatile Organics by GC/MS - Westborough Lab Associated sample(s): 01-02 Batch: WG962618-2 WG962618-3								
2,4-Dinitrophenol	57		64		4-130	12		50
4,6-Dinitro-o-cresol	78		86		10-130	10		50
Pentachlorophenol	72		79		17-109	9		50
Phenol	85		84		26-90	1		50
2-Methylphenol	92		93		30-130.	1		50
3-Methylphenol/4-Methylphenol	93		91		30-130	2		50
2,4,5-Trichlorophenol	89		93		30-130	4		50
Benzoic Acid	21		21		10-110	0		50
Benzyl Alcohol	86		89		40-140	3		50
Carbazole	84		86		54-128	2		50
Parathion, ethyl	101		105		40-140	4		50
Atrazine	105		112		40-140	6		50
Benzaldehyde	77		73		40-140	5		50
Caprolactam	91		95		15-130	4		50
2,3,4,6-Tetrachlorophenol	87		89		40-140	2		50

Lab Control Sample Analysis
Batch Quality Control

Project Name: CPG YONKERS NY
Project Number: Not Specified

Lab Number: L1640986
Report Date: 12/22/16

Parameter	LCS %Recovery	Qual	LCSD %Recovery	Qual	%Recovery Limits	RPD	Qual	RPD Limits
Semivolatile Organics by GC/MS - Westborough Lab Associated sample(s): 01-02 Batch: WG962618-2 WG962618-3								

Surrogate	LCS %Recovery	Qual	LCSD %Recovery	Qual	Acceptance Criteria
2-Fluorophenol	86		87		25-120
Phenol-d6	91		91		10-120
Nitrobenzene-d5	83		81		23-120
2-Fluorobiphenyl	82		82		30-120
2,4,6-Tribromophenol	77		83		10-136
4-Terphenyl-d14	79		83		18-120

PCBS

Project Name: CPG YONKERS NY
Project Number: Not Specified
Lab Number: L1640986
Report Date: 12/22/16

SAMPLE RESULTS

Lab ID:	L1640986-01	Date Collected:	12/15/16 11:40
Client ID:	B-12, S3, 4-6'	Date Received:	12/15/16
Sample Location:	Not Specified	Field Prep:	Not Specified
Matrix:	Soil	Extraction Method:	EPA 3546
Analytical Method:	1,8082A	Extraction Date:	12/19/16 10:48
Analytical Date:	12/20/16 09:13	Cleanup Method:	EPA 3665A
Analyst:	KB	Cleanup Date:	12/19/16
Percent Solids:	86%	Cleanup Method:	EPA 3660B
		Cleanup Date:	12/20/16

Parameter	Result	Qualifier	Units	RL	MDL	Dilution Factor	Column
Polychlorinated Biphenyls by GC - Westborough Lab							
Aroclor 1016	ND		ug/kg	38.2	3.02	1	A
Aroclor 1221	ND		ug/kg	38.2	3.52	1	A
Aroclor 1232	ND		ug/kg	38.2	4.48	1	A
Aroclor 1242	ND		ug/kg	38.2	4.68	1	A
Aroclor 1248	ND		ug/kg	38.2	3.23	1	A
Aroclor 1254	ND		ug/kg	38.2	3.14	1	A
Aroclor 1260	ND		ug/kg	38.2	2.91	1	A
Aroclor 1262	ND		ug/kg	38.2	1.90	1	A
Aroclor 1268	ND		ug/kg	38.2	5.54	1	A
PCBs, Total	ND		ug/kg	38.2	1.90	1	A

Surrogate	% Recovery	Qualifier	Acceptance Criteria	Column
2,4,5,6-Tetrachloro-m-xylene	83		30-150	A
Decachlorobiphenyl	84		30-150	A
2,4,5,6-Tetrachloro-m-xylene	82		30-150	B
Decachlorobiphenyl	77		30-150	B

Project Name: CPG YONKERS NY
Project Number: Not Specified
Lab Number: L1640986
Report Date: 12/22/16

SAMPLE RESULTS

Lab ID:	L1640986-02	Date Collected:	12/15/16 15:10
Client ID:	B-10, S2, 3-4'	Date Received:	12/15/16
Sample Location:	Not Specified	Field Prep:	Not Specified
Matrix:	Soil	Extraction Method:	EPA 3546
Analytical Method:	1,8082A	Extraction Date:	12/19/16 10:48
Analytical Date:	12/20/16 09:26	Cleanup Method:	EPA 3665A
Analyst:	KB	Cleanup Date:	12/19/16
Percent Solids:	85%	Cleanup Method:	EPA 3660B
		Cleanup Date:	12/20/16

Parameter	Result	Qualifier	Units	RL	MDL	Dilution Factor	Column
Polychlorinated Biphenyls by GC - Westborough Lab							
Aroclor 1016	ND		ug/kg	38.1	3.01	1	A
Aroclor 1221	ND		ug/kg	38.1	3.51	1	A
Aroclor 1232	ND		ug/kg	38.1	4.47	1	A
Aroclor 1242	ND		ug/kg	38.1	4.66	1	A
Aroclor 1248	ND		ug/kg	38.1	3.22	1	A
Aroclor 1254	ND		ug/kg	38.1	3.13	1	A
Aroclor 1260	ND		ug/kg	38.1	2.90	1	A
Aroclor 1262	ND		ug/kg	38.1	1.89	1	A
Aroclor 1268	ND		ug/kg	38.1	5.53	1	A
PCBs, Total	ND		ug/kg	38.1	1.89	1	A

Surrogate	% Recovery	Qualifier	Acceptance Criteria	Column
2,4,5,6-Tetrachloro-m-xylene	75		30-150	A
Decachlorobiphenyl	67		30-150	A
2,4,5,6-Tetrachloro-m-xylene	76		30-150	B
Decachlorobiphenyl	61		30-150	B

Project Name: CPG YONKERS NY
Project Number: Not Specified

Lab Number: L1640986
Report Date: 12/22/16

Method Blank Analysis
Batch Quality Control

Analytical Method: 1,8082A
Analytical Date: 12/20/16 08:20
Analyst: KB

Extraction Method: EPA 3546
Extraction Date: 12/18/16 14:36
Cleanup Method: EPA 3665A
Cleanup Date: 12/18/16
Cleanup Method: EPA 3660B
Cleanup Date: 12/18/16

Parameter	Result	Qualifier	Units	RL	MDL	Column
Polychlorinated Biphenyls by GC - Westborough Lab for sample(s): 01-02 Batch: WG962396-1						
Aroclor 1016	ND		ug/kg	31.9	2.52	A
Aroclor 1221	ND		ug/kg	31.9	2.94	A
Aroclor 1232	ND		ug/kg	31.9	3.74	A
Aroclor 1242	ND		ug/kg	31.9	3.91	A
Aroclor 1248	ND		ug/kg	31.9	2.69	A
Aroclor 1254	ND		ug/kg	31.9	2.62	A
Aroclor 1260	ND		ug/kg	31.9	2.43	A
Aroclor 1262	ND		ug/kg	31.9	1.58	A
Aroclor 1268	ND		ug/kg	31.9	4.63	A
PCBs, Total	ND		ug/kg	31.9	1.58	A

Surrogate	%Recovery	Qualifier	Acceptance Criteria	Column
2,4,5,6-Tetrachloro-m-xylene	83		30-150	A
Decachlorobiphenyl	74		30-150	A
2,4,5,6-Tetrachloro-m-xylene	94		30-150	B
Decachlorobiphenyl	69		30-150	B

Lab Control Sample Analysis
Batch Quality Control

Project Name: CPG YONKERS NY
Project Number: Not Specified

Lab Number: L1640986
Report Date: 12/22/16

Parameter	LCS %Recovery	Qual	LCSD %Recovery	Qual	%Recovery Limits	RPD	Qual	RPD Limits	Column
Polychlorinated Biphenyls by GC - Westborough Lab Associated sample(s): 01-02 Batch: WG962396-2 WG962396-3									
Aroclor 1016	85		76		40-140	11		50	A
Aroclor 1260	84		75		40-140	11		50	A

Surrogate	LCS %Recovery	Qual	LCSD %Recovery	Qual	Acceptance Criteria	Column
2,4,5,6-Tetrachloro-m-xylene	92		78		30-150	A
Decachlorobiphenyl	81		71		30-150	A
2,4,5,6-Tetrachloro-m-xylene	93		79		30-150	B
Decachlorobiphenyl	72		62		30-150	B

PESTICIDES

Project Name: CPG YONKERS NY
Project Number: Not Specified
Lab Number: L1640986
Report Date: 12/22/16

SAMPLE RESULTS

Lab ID:	L1640986-01	Date Collected:	12/15/16 11:40
Client ID:	B-12, S3, 4-6'	Date Received:	12/15/16
Sample Location:	Not Specified	Field Prep:	Not Specified
Matrix:	Soil	Extraction Method:	EPA 3546
Analytical Method:	1,8081B	Extraction Date:	12/18/16 16:11
Analytical Date:	12/20/16 12:56	Cleanup Method:	EPA 3620B
Analyst:	RL	Cleanup Date:	12/20/16
Percent Solids:	86%		

Parameter	Result	Qualifier	Units	RL	MDL	Dilution Factor	Column
Organochlorine Pesticides by GC - Westborough Lab							
Delta-BHC	ND		ug/kg	1.85	0.362	1	A
Lindane	ND		ug/kg	0.770	0.344	1	A
Alpha-BHC	ND		ug/kg	0.770	0.219	1	A
Beta-BHC	ND		ug/kg	1.85	0.701	1	A
Heptachlor	ND		ug/kg	0.924	0.414	1	A
Aldrin	ND		ug/kg	1.85	0.651	1	A
Heptachlor epoxide	ND		ug/kg	3.47	1.04	1	A
Endrin	ND		ug/kg	0.770	0.316	1	A
Endrin aldehyde	ND		ug/kg	2.31	0.809	1	A
Endrin ketone	ND		ug/kg	1.85	0.476	1	A
Dieldrin	ND		ug/kg	1.16	0.578	1	A
4,4'-DDE	ND		ug/kg	1.85	0.428	1	A
4,4'-DDD	ND		ug/kg	1.85	0.659	1	A
4,4'-DDT	ND		ug/kg	3.47	1.49	1	A
Endosulfan I	ND		ug/kg	1.85	0.437	1	A
Endosulfan II	ND		ug/kg	1.85	0.618	1	A
Endosulfan sulfate	ND		ug/kg	0.770	0.367	1	A
Methoxychlor	ND		ug/kg	3.47	1.08	1	A
Toxaphene	ND		ug/kg	34.7	9.71	1	A
cis-Chlordane	ND		ug/kg	2.31	0.644	1	A
trans-Chlordane	ND		ug/kg	2.31	0.610	1	A
Chlordane	ND		ug/kg	15.0	6.12	1	A

Surrogate	% Recovery	Qualifier	Acceptance Criteria	Column
2,4,5,6-Tetrachloro-m-xylene	91		30-150	B
Decachlorobiphenyl	71		30-150	B
2,4,5,6-Tetrachloro-m-xylene	115		30-150	A
Decachlorobiphenyl	73		30-150	A

Project Name: CPG YONKERS NY
Project Number: Not Specified
Lab Number: L1640986
Report Date: 12/22/16

SAMPLE RESULTS

Lab ID:	L1640986-02	Date Collected:	12/15/16 15:10
Client ID:	B-10, S2, 3-4'	Date Received:	12/15/16
Sample Location:	Not Specified	Field Prep:	Not Specified
Matrix:	Soil	Extraction Method:	EPA 3546
Analytical Method:	1,8081B	Extraction Date:	12/18/16 16:11
Analytical Date:	12/20/16 13:11	Cleanup Method:	EPA 3620B
Analyst:	RL	Cleanup Date:	12/20/16
Percent Solids:	85%		

Parameter	Result	Qualifier	Units	RL	MDL	Dilution Factor	Column
Organochlorine Pesticides by GC - Westborough Lab							
Delta-BHC	ND		ug/kg	1.85	0.362	1	A
Lindane	ND		ug/kg	0.770	0.344	1	A
Alpha-BHC	ND		ug/kg	0.770	0.219	1	A
Beta-BHC	ND		ug/kg	1.85	0.701	1	A
Heptachlor	ND		ug/kg	0.924	0.414	1	A
Aldrin	ND		ug/kg	1.85	0.651	1	A
Heptachlor epoxide	ND		ug/kg	3.47	1.04	1	A
Endrin	ND		ug/kg	0.770	0.316	1	A
Endrin aldehyde	ND		ug/kg	2.31	0.809	1	A
Endrin ketone	ND		ug/kg	1.85	0.476	1	A
Dieldrin	ND		ug/kg	1.16	0.578	1	A
4,4'-DDE	ND		ug/kg	1.85	0.428	1	A
4,4'-DDD	ND		ug/kg	1.85	0.659	1	A
4,4'-DDT	ND		ug/kg	3.47	1.49	1	A
Endosulfan I	ND		ug/kg	1.85	0.437	1	A
Endosulfan II	ND		ug/kg	1.85	0.618	1	A
Endosulfan sulfate	ND		ug/kg	0.770	0.367	1	A
Methoxychlor	ND		ug/kg	3.47	1.08	1	A
Toxaphene	ND		ug/kg	34.7	9.71	1	A
cis-Chlordane	ND		ug/kg	2.31	0.644	1	A
trans-Chlordane	ND		ug/kg	2.31	0.610	1	A
Chlordane	ND		ug/kg	15.0	6.12	1	A

Surrogate	% Recovery	Qualifier	Acceptance Criteria	Column
2,4,5,6-Tetrachloro-m-xylene	89		30-150	B
Decachlorobiphenyl	68		30-150	B
2,4,5,6-Tetrachloro-m-xylene	105		30-150	A
Decachlorobiphenyl	58		30-150	A

Project Name: CPG YONKERS NY
Project Number: Not Specified

Lab Number: L1640986
Report Date: 12/22/16

Method Blank Analysis
Batch Quality Control

Analytical Method: 1,8081B
Analytical Date: 12/19/16 15:30
Analyst: DM

Extraction Method: EPA 3546
Extraction Date: 12/18/16 16:11
Cleanup Method: EPA 3620B
Cleanup Date: 12/19/16

Parameter	Result	Qualifier	Units	RL	MDL	Column
Organochlorine Pesticides by GC - Westborough Lab for sample(s): 01-02 Batch: WG962411-1						
Delta-BHC	ND		ug/kg	1.56	0.305	A
Lindane	ND		ug/kg	0.649	0.290	A
Alpha-BHC	ND		ug/kg	0.649	0.184	A
Beta-BHC	ND		ug/kg	1.56	0.591	A
Heptachlor	ND		ug/kg	0.779	0.349	A
Aldrin	ND		ug/kg	1.56	0.549	A
Heptachlor epoxide	ND		ug/kg	2.92	0.877	A
Endrin	ND		ug/kg	0.649	0.266	A
Endrin aldehyde	ND		ug/kg	1.95	0.682	A
Endrin ketone	ND		ug/kg	1.56	0.401	A
Dieldrin	ND		ug/kg	0.974	0.487	A
4,4'-DDE	ND		ug/kg	1.56	0.360	A
4,4'-DDD	ND		ug/kg	1.56	0.556	A
4,4'-DDT	ND		ug/kg	2.92	1.25	A
Endosulfan I	ND		ug/kg	1.56	0.368	A
Endosulfan II	ND		ug/kg	1.56	0.521	A
Endosulfan sulfate	ND		ug/kg	0.649	0.309	A
Methoxychlor	ND		ug/kg	2.92	0.909	A
Toxaphene	ND		ug/kg	29.2	8.18	A
cis-Chlordane	ND		ug/kg	1.95	0.543	A
trans-Chlordane	ND		ug/kg	1.95	0.514	A
Chlordane	ND		ug/kg	12.7	5.16	A

Project Name: CPG YONKERS NY
Project Number: Not Specified

Lab Number: L1640986
Report Date: 12/22/16

Method Blank Analysis
Batch Quality Control

Analytical Method: 1,8081B
Analytical Date: 12/19/16 15:30
Analyst: DM

Extraction Method: EPA 3546
Extraction Date: 12/18/16 16:11
Cleanup Method: EPA 3620B
Cleanup Date: 12/19/16

Parameter	Result	Qualifier	Units	RL	MDL
Organochlorine Pesticides by GC - Westborough Lab for sample(s): 01-02 Batch: WG962411-1					

Surrogate	%Recovery	Qualifier	Acceptance Criteria	Column
2,4,5,6-Tetrachloro-m-xylene	87		30-150	B
Decachlorobiphenyl	131		30-150	B
2,4,5,6-Tetrachloro-m-xylene	103		30-150	A
Decachlorobiphenyl	112		30-150	A

Lab Control Sample Analysis
Batch Quality Control

Project Name: CPG YONKERS NY
Project Number: Not Specified

Lab Number: L1640986
Report Date: 12/22/16

Parameter	LCS %Recovery	Qual	LCSD %Recovery	Qual	%Recovery Limits	RPD	Qual	RPD Limits	Column
Organochlorine Pesticides by GC - Westborough Lab Associated sample(s): 01-02 Batch: WG962411-2 WG962411-3									
Delta-BHC	96		94		30-150	2		30	A
Lindane	105		106		30-150	1		30	A
Alpha-BHC	94		93		30-150	1		30	A
Beta-BHC	105		105		30-150	0		30	A
Heptachlor	111		112		30-150	1		30	A
Aldrin	107		108		30-150	1		30	A
Heptachlor epoxide	112		113		30-150	1		30	A
Endrin	123		123		30-150	0		30	A
Endrin aldehyde	86		81		30-150	6		30	A
Endrin ketone	106		105		30-150	1		30	A
Dieldrin	125		128		30-150	2		30	A
4,4'-DDE	114		116		30-150	2		30	A
4,4'-DDD	119		119		30-150	0		30	A
4,4'-DDT	136		140		30-150	3		30	A
Endosulfan I	109		112		30-150	3		30	A
Endosulfan II	112		113		30-150	1		30	A
Endosulfan sulfate	80		71		30-150	12		30	A
Methoxychlor	131		122		30-150	7		30	A
cis-Chlordane	99		101		30-150	2		30	A
trans-Chlordane	96		94		30-150	2		30	A

Lab Control Sample Analysis
Batch Quality Control

Project Name: CPG YONKERS NY
Project Number: Not Specified

Lab Number: L1640986
Report Date: 12/22/16

Parameter	LCS %Recovery	Qual	LCSD %Recovery	Qual	%Recovery Limits	RPD	Qual	RPD Limits
Organochlorine Pesticides by GC - Westborough Lab Associated sample(s): 01-02 Batch: WG962411-2 WG962411-3								

Surrogate	LCS %Recovery	Qual	LCSD %Recovery	Qual	Acceptance Criteria	Column
2,4,5,6-Tetrachloro-m-xylene	80		78		30-150	B
Decachlorobiphenyl	90		117		30-150	B
2,4,5,6-Tetrachloro-m-xylene	96		93		30-150	A
Decachlorobiphenyl	106		103		30-150	A

METALS

Project Name: CPG YONKERS NY
Project Number: Not Specified
Lab Number: L1640986
Report Date: 12/22/16

SAMPLE RESULTS

Lab ID: L1640986-01
Client ID: B-12, S3, 4-6'
Sample Location: Not Specified
Matrix: Soil
Percent Solids: 86%

Date Collected: 12/15/16 11:40
Date Received: 12/15/16
Field Prep: Not Specified

Parameter	Result	Qualifier	Units	RL	MDL	Dilution Factor	Date Prepared	Date Analyzed	Prep Method	Analytical Method	Analyst
Total Metals - Mansfield Lab											
Aluminum, Total	9500		mg/kg	9.3	2.5	2	12/16/16 19:30	12/19/16 19:11	EPA 3050B	1,6010C	AB
Antimony, Total	ND		mg/kg	4.6	0.35	2	12/16/16 19:30	12/19/16 19:11	EPA 3050B	1,6010C	AB
Arsenic, Total	1.7		mg/kg	0.93	0.19	2	12/16/16 19:30	12/19/16 19:11	EPA 3050B	1,6010C	AB
Barium, Total	38		mg/kg	0.93	0.16	2	12/16/16 19:30	12/19/16 19:11	EPA 3050B	1,6010C	AB
Beryllium, Total	0.31	J	mg/kg	0.46	0.03	2	12/16/16 19:30	12/19/16 19:11	EPA 3050B	1,6010C	AB
Cadmium, Total	ND		mg/kg	0.93	0.09	2	12/16/16 19:30	12/19/16 19:11	EPA 3050B	1,6010C	AB
Calcium, Total	2200		mg/kg	9.3	3.2	2	12/16/16 19:30	12/19/16 19:11	EPA 3050B	1,6010C	AB
Chromium, Total	58		mg/kg	0.93	0.09	2	12/16/16 19:30	12/19/16 19:11	EPA 3050B	1,6010C	AB
Cobalt, Total	5.9		mg/kg	1.9	0.15	2	12/16/16 19:30	12/19/16 19:11	EPA 3050B	1,6010C	AB
Copper, Total	13		mg/kg	0.93	0.24	2	12/16/16 19:30	12/19/16 19:11	EPA 3050B	1,6010C	AB
Iron, Total	16000		mg/kg	4.6	0.84	2	12/16/16 19:30	12/19/16 19:11	EPA 3050B	1,6010C	AB
Lead, Total	32		mg/kg	4.6	0.25	2	12/16/16 19:30	12/19/16 19:11	EPA 3050B	1,6010C	AB
Magnesium, Total	2900		mg/kg	9.3	1.4	2	12/16/16 19:30	12/19/16 19:11	EPA 3050B	1,6010C	AB
Manganese, Total	180		mg/kg	0.93	0.15	2	12/16/16 19:30	12/19/16 19:11	EPA 3050B	1,6010C	AB
Mercury, Total	0.04	J	mg/kg	0.07	0.02	1	12/16/16 09:00	12/20/16 13:02	EPA 7471B	1,7471B	BV
Nickel, Total	11		mg/kg	2.3	0.22	2	12/16/16 19:30	12/19/16 19:11	EPA 3050B	1,6010C	AB
Potassium, Total	270		mg/kg	230	13.	2	12/16/16 19:30	12/19/16 19:11	EPA 3050B	1,6010C	AB
Selenium, Total	ND		mg/kg	1.9	0.24	2	12/16/16 19:30	12/19/16 19:11	EPA 3050B	1,6010C	AB
Silver, Total	ND		mg/kg	0.93	0.26	2	12/16/16 19:30	12/19/16 19:11	EPA 3050B	1,6010C	AB
Sodium, Total	140	J	mg/kg	190	2.9	2	12/16/16 19:30	12/19/16 19:11	EPA 3050B	1,6010C	AB
Thallium, Total	ND		mg/kg	1.9	0.29	2	12/16/16 19:30	12/19/16 19:11	EPA 3050B	1,6010C	AB
Vanadium, Total	37		mg/kg	0.93	0.19	2	12/16/16 19:30	12/19/16 19:11	EPA 3050B	1,6010C	AB
Zinc, Total	36		mg/kg	4.6	0.27	2	12/16/16 19:30	12/19/16 19:11	EPA 3050B	1,6010C	AB

Project Name: CPG YONKERS NY
Project Number: Not Specified
Lab Number: L1640986
Report Date: 12/22/16

SAMPLE RESULTS

Lab ID: L1640986-02
Client ID: B-10, S2, 3-4'
Sample Location: Not Specified
Matrix: Soil
Percent Solids: 85%

Date Collected: 12/15/16 15:10
Date Received: 12/15/16
Field Prep: Not Specified

Parameter	Result	Qualifier	Units	RL	MDL	Dilution Factor	Date Prepared	Date Analyzed	Prep Method	Analytical Method	Analyst
Total Metals - Mansfield Lab											
Aluminum, Total	8300		mg/kg	8.9	2.4	2	12/16/16 19:30	12/19/16 19:15	EPA 3050B	1,6010C	AB
Antimony, Total	ND		mg/kg	4.4	0.34	2	12/16/16 19:30	12/19/16 19:15	EPA 3050B	1,6010C	AB
Arsenic, Total	2.5		mg/kg	0.89	0.18	2	12/16/16 19:30	12/19/16 19:15	EPA 3050B	1,6010C	AB
Barium, Total	46		mg/kg	0.89	0.15	2	12/16/16 19:30	12/19/16 19:15	EPA 3050B	1,6010C	AB
Beryllium, Total	0.53		mg/kg	0.44	0.03	2	12/16/16 19:30	12/19/16 19:15	EPA 3050B	1,6010C	AB
Cadmium, Total	ND		mg/kg	0.89	0.09	2	12/16/16 19:30	12/19/16 19:15	EPA 3050B	1,6010C	AB
Calcium, Total	1400		mg/kg	8.9	3.1	2	12/16/16 19:30	12/19/16 19:15	EPA 3050B	1,6010C	AB
Chromium, Total	33		mg/kg	0.89	0.09	2	12/16/16 19:30	12/19/16 19:15	EPA 3050B	1,6010C	AB
Cobalt, Total	8.9		mg/kg	1.8	0.15	2	12/16/16 19:30	12/19/16 19:15	EPA 3050B	1,6010C	AB
Copper, Total	8.9		mg/kg	0.89	0.23	2	12/16/16 19:30	12/19/16 19:15	EPA 3050B	1,6010C	AB
Iron, Total	18000		mg/kg	4.4	0.80	2	12/16/16 19:30	12/19/16 19:15	EPA 3050B	1,6010C	AB
Lead, Total	17		mg/kg	4.4	0.24	2	12/16/16 19:30	12/19/16 19:15	EPA 3050B	1,6010C	AB
Magnesium, Total	1700		mg/kg	8.9	1.4	2	12/16/16 19:30	12/19/16 19:15	EPA 3050B	1,6010C	AB
Manganese, Total	550		mg/kg	0.89	0.14	2	12/16/16 19:30	12/19/16 19:15	EPA 3050B	1,6010C	AB
Mercury, Total	0.05	J	mg/kg	0.07	0.02	1	12/16/16 09:00	12/20/16 13:04	EPA 7471B	1,7471B	BV
Nickel, Total	9.6		mg/kg	2.2	0.21	2	12/16/16 19:30	12/19/16 19:15	EPA 3050B	1,6010C	AB
Potassium, Total	540		mg/kg	220	13.	2	12/16/16 19:30	12/19/16 19:15	EPA 3050B	1,6010C	AB
Selenium, Total	ND		mg/kg	1.8	0.23	2	12/16/16 19:30	12/19/16 19:15	EPA 3050B	1,6010C	AB
Silver, Total	ND		mg/kg	0.89	0.25	2	12/16/16 19:30	12/19/16 19:15	EPA 3050B	1,6010C	AB
Sodium, Total	54	J	mg/kg	180	2.8	2	12/16/16 19:30	12/19/16 19:15	EPA 3050B	1,6010C	AB
Thallium, Total	ND		mg/kg	1.8	0.28	2	12/16/16 19:30	12/19/16 19:15	EPA 3050B	1,6010C	AB
Vanadium, Total	26		mg/kg	0.89	0.18	2	12/16/16 19:30	12/19/16 19:15	EPA 3050B	1,6010C	AB
Zinc, Total	27		mg/kg	4.4	0.26	2	12/16/16 19:30	12/19/16 19:15	EPA 3050B	1,6010C	AB

Project Name: CPG YONKERS NY **Lab Number:** L1640986

Project Number: Not Specified **Report Date:** 12/22/16

Method Blank Analysis
Batch Quality Control

Parameter	Result	Qualifier	Units	RL	MDL	Dilution Factor	Date Prepared	Date Analyzed	Analytical Method	Analyst
Total Metals - Mansfield Lab for sample(s): 01-02 Batch: WG961863-1										
Mercury, Total	ND		mg/kg	0.08	0.02	1	12/16/16 09:00	12/20/16 12:30	1,7471B	BV

Prep Information

Digestion Method: EPA 7471B

Parameter	Result	Qualifier	Units	RL	MDL	Dilution Factor	Date Prepared	Date Analyzed	Analytical Method	Analyst
Total Metals - Mansfield Lab for sample(s): 01-02 Batch: WG962160-1										
Aluminum, Total	ND		mg/kg	4.0	1.1	1	12/16/16 19:30	12/19/16 17:39	1,6010C	AB
Antimony, Total	ND		mg/kg	2.0	0.15	1	12/16/16 19:30	12/19/16 17:39	1,6010C	AB
Arsenic, Total	ND		mg/kg	0.40	0.08	1	12/16/16 19:30	12/19/16 17:39	1,6010C	AB
Barium, Total	ND		mg/kg	0.40	0.07	1	12/16/16 19:30	12/19/16 17:39	1,6010C	AB
Beryllium, Total	ND		mg/kg	0.20	0.01	1	12/16/16 19:30	12/19/16 17:39	1,6010C	AB
Cadmium, Total	ND		mg/kg	0.40	0.04	1	12/16/16 19:30	12/19/16 17:39	1,6010C	AB
Calcium, Total	ND		mg/kg	4.0	1.4	1	12/16/16 19:30	12/19/16 17:39	1,6010C	AB
Chromium, Total	ND		mg/kg	0.40	0.04	1	12/16/16 19:30	12/19/16 17:39	1,6010C	AB
Cobalt, Total	ND		mg/kg	0.80	0.07	1	12/16/16 19:30	12/19/16 17:39	1,6010C	AB
Copper, Total	ND		mg/kg	0.40	0.10	1	12/16/16 19:30	12/19/16 17:39	1,6010C	AB
Iron, Total	ND		mg/kg	2.0	0.36	1	12/16/16 19:30	12/19/16 17:39	1,6010C	AB
Lead, Total	ND		mg/kg	2.0	0.11	1	12/16/16 19:30	12/19/16 17:39	1,6010C	AB
Magnesium, Total	ND		mg/kg	4.0	0.62	1	12/16/16 19:30	12/19/16 17:39	1,6010C	AB
Manganese, Total	ND		mg/kg	0.40	0.06	1	12/16/16 19:30	12/19/16 17:39	1,6010C	AB
Nickel, Total	ND		mg/kg	1.0	0.10	1	12/16/16 19:30	12/19/16 17:39	1,6010C	AB
Potassium, Total	ND		mg/kg	100	5.8	1	12/16/16 19:30	12/19/16 17:39	1,6010C	AB
Selenium, Total	ND		mg/kg	0.80	0.10	1	12/16/16 19:30	12/19/16 17:39	1,6010C	AB
Silver, Total	ND		mg/kg	0.40	0.11	1	12/16/16 19:30	12/19/16 17:39	1,6010C	AB
Sodium, Total	5.6	J	mg/kg	80	1.3	1	12/16/16 19:30	12/19/16 17:39	1,6010C	AB
Thallium, Total	ND		mg/kg	0.80	0.13	1	12/16/16 19:30	12/19/16 17:39	1,6010C	AB
Vanadium, Total	ND		mg/kg	0.40	0.08	1	12/16/16 19:30	12/19/16 17:39	1,6010C	AB
Zinc, Total	ND		mg/kg	2.0	0.12	1	12/16/16 19:30	12/19/16 17:39	1,6010C	AB

Project Name: CPG YONKERS NY

Project Number: Not Specified

Lab Number: L1640986

Report Date: 12/22/16

Method Blank Analysis
Batch Quality Control

Prep Information

Digestion Method: EPA 3050B

Lab Control Sample Analysis
Batch Quality Control

Project Name: CPG YONKERS NY
Project Number: Not Specified

Lab Number: L1640986
Report Date: 12/22/16

Parameter	LCS %Recovery	Qual	LCSD %Recovery	Qual	%Recovery Limits	RPD	Qual	RPD Limits
Total Metals - Mansfield Lab Associated sample(s): 01-02 Batch: WG961863-2 SRM Lot Number: D091-540								
Mercury, Total	98		-		72-128	-		

Lab Control Sample Analysis
Batch Quality Control

Project Name: CPG YONKERS NY
Project Number: Not Specified

Lab Number: L1640986
Report Date: 12/22/16

Parameter	LCS %Recovery	LCSD %Recovery	%Recovery Limits	RPD	RPD Limits
Total Metals - Mansfield Lab Associated sample(s): 01-02 Batch: WG962160-2 SRM Lot Number: D091-540					
Aluminum, Total	83	-	52-148	-	
Antimony, Total	114	-	1-200	-	
Arsenic, Total	103	-	80-121	-	
Barium, Total	96	-	84-117	-	
Beryllium, Total	94	-	83-117	-	
Cadmium, Total	100	-	83-117	-	
Calcium, Total	102	-	81-118	-	
Chromium, Total	98	-	80-119	-	
Cobalt, Total	104	-	84-115	-	
Copper, Total	98	-	82-117	-	
Iron, Total	107	-	47-154	-	
Lead, Total	103	-	82-118	-	
Magnesium, Total	95	-	77-123	-	
Manganese, Total	104	-	82-118	-	
Nickel, Total	93	-	83-117	-	
Potassium, Total	96	-	72-128	-	
Selenium, Total	96	-	79-121	-	
Silver, Total	99	-	75-124	-	
Sodium, Total	99	-	73-126	-	
Thallium, Total	106	-	80-121	-	
Vanadium, Total	96	-	78-122	-	

Lab Control Sample Analysis
Batch Quality Control

Project Name: CPG YONKERS NY
Project Number: Not Specified

Lab Number: L1640986
Report Date: 12/22/16

Parameter	LCS %Recovery	LCSD %Recovery	%Recovery Limits	RPD	RPD Limits
Total Metals - Mansfield Lab Associated sample(s): 01-02 Batch: WG962160-2 SRM Lot Number: D091-540					
Zinc, Total	103	-	82-118	-	

Matrix Spike Analysis
Batch Quality Control

Project Name: CPG YONKERS NY
Project Number: Not Specified

Lab Number: L1640986
Report Date: 12/22/16

Parameter	Native Sample	MS Added	MS Found	MS %Recovery	Qual	MSD Found	MSD %Recovery	Qual	Recovery Limits	RPD	Qual	RPD Limits
Total Metals - Mansfield Lab Associated sample(s): 01-02 QC Batch ID: WG961863-3 QC Sample: L1640783-01 Client ID: MS Sample												
Mercury, Total	0.078J	0.162	0.29	**179**	Q	-	-		80-120	-		20

Matrix Spike Analysis
Batch Quality Control

Project Name: CPG YONKERS NY
Project Number: Not Specified

Lab Number: L1640986
Report Date: 12/22/16

Parameter	Native Sample	MS Added	MS Found	MS %Recovery		MSD Found	MSD %Recovery	Recovery Limits	RPD	RPD Limits
Total Metals - Mansfield Lab Associated sample(s): 01-02 QC Batch ID: WG962160-3 QC Sample: L1640817-01 Client ID: MS Sample										
Aluminum, Total	9300	178	9800	**281**	Q	-	-	75-125	-	20
Antimony, Total	0.63J	44.5	32	**72**	Q	-	-	75-125	-	20
Arsenic, Total	5.7	10.7	15	87		-	-	75-125	-	20
Barium, Total	42.	178	310	**150**	Q	-	-	75-125	-	20
Beryllium, Total	0.40	4.45	3.9	79		-	-	75-125	-	20
Cadmium, Total	ND	4.54	4.2	92		-	-	75-125	-	20
Calcium, Total	1200	890	2000	90		-	-	75-125	-	20
Chromium, Total	11.	17.8	23	**67**	Q	-	-	75-125	-	20
Cobalt, Total	8.2	44.5	43	78		-	-	75-125	-	20
Copper, Total	24.	22.2	45	94		-	-	75-125	-	20
Iron, Total	20000	89	22000	**2250**	Q	-	-	75-125	-	20
Lead, Total	9.2	45.4	44	77		-	-	75-125	-	20
Magnesium, Total	3700	890	4600	101		-	-	75-125	-	20
Manganese, Total	860	44.5	4000	**7050**	Q	-	-	75-125	-	20
Nickel, Total	17.	44.5	59	94		-	-	75-125	-	20
Potassium, Total	380	890	1100	81		-	-	75-125	-	20
Selenium, Total	ND	10.7	8.0	75		-	-	75-125	-	20
Silver, Total	ND	26.7	22	82		-	-	75-125	-	20
Sodium, Total	24.J	890	780	88		-	-	75-125	-	20
Thallium, Total	ND	10.7	7.9	**74**	Q	-	-	75-125	-	20
Vanadium, Total	14.	44.5	48	76		-	-	75-125	-	20

Matrix Spike Analysis
Batch Quality Control

Project Name: CPG YONKERS NY
Project Number: Not Specified

Lab Number: L1640986
Report Date: 12/22/16

Parameter	Native Sample	MS Added	MS Found	MS %Recovery	MSD Found	MSD %Recovery	Recovery Limits	RPD	RPD Limits
Total Metals - Mansfield Lab Associated sample(s): 01-02 QC Batch ID: WG962160-3 QC Sample: L1640817-01 Client ID: MS Sample									
Zinc, Total	56.	44.5	99	96	-	-	75-125	-	20

Lab Duplicate Analysis
Batch Quality Control

Project Name: CPG YONKERS NY
Project Number: Not Specified

Lab Number: L1640986
Report Date: 12/22/16

Parameter	Native Sample	Duplicate Sample	Units	RPD	Qual	RPD Limits
Total Metals - Mansfield Lab Associated sample(s): 01-02 QC Batch ID: WG961863-4 QC Sample: L1640783-01 Client ID: DUP Sample						
Mercury, Total	0.078J	0.06J	mg/kg	NC		20
Total Metals - Mansfield Lab Associated sample(s): 01-02 QC Batch ID: WG962160-4 QC Sample: L1640817-01 Client ID: DUP Sample						
Lead, Total	9.2	9.4	mg/kg	2		20

INORGANICS
&
MISCELLANEOUS

Project Name: CPG YONKERS NY
Project Number: Not Specified

Lab Number: L1640986
Report Date: 12/22/16

SAMPLE RESULTS

Lab ID: L1640986-01
Client ID: B-12, S3, 4-6'
Sample Location: Not Specified
Matrix: Soil

Date Collected: 12/15/16 11:40
Date Received: 12/15/16
Field Prep: Not Specified

Parameter	Result	Qualifier	Units	RL	MDL	Dilution Factor	Date Prepared	Date Analyzed	Analytical Method	Analyst
General Chemistry - Westborough Lab										
Solids, Total	85.8		%	0.100	NA	1	-	12/16/16 12:02	121,2540G	RI
Cyanide, Total	ND		mg/kg	1.1	0.18	1	12/17/16 11:30	12/19/16 12:49	1,9010C/9012B	JO

Project Name: CPG YONKERS NY
Project Number: Not Specified

Lab Number: L1640986
Report Date: 12/22/16

SAMPLE RESULTS

Lab ID: L1640986-02
Client ID: B-10, S2, 3-4'
Sample Location: Not Specified
Matrix: Soil

Date Collected: 12/15/16 15:10
Date Received: 12/15/16
Field Prep: Not Specified

Parameter	Result	Qualifier	Units	RL	MDL	Dilution Factor	Date Prepared	Date Analyzed	Analytical Method	Analyst
General Chemistry - Westborough Lab										
Solids, Total	85.4		%	0.100	NA	1	-	12/16/16 12:02	121,2540G	RI
Cyanide, Total	ND		mg/kg	1.1	0.19	1	12/19/16 12:10	12/19/16 16:08	1,9010C/9012B	JO

Project Name: CPG YONKERS NY **Lab Number:** L1640986

Project Number: Not Specified **Report Date:** 12/22/16

Method Blank Analysis
Batch Quality Control

Parameter	Result	Qualifier	Units	RL	MDL	Dilution Factor	Date Prepared	Date Analyzed	Analytical Method	Analyst
General Chemistry - Westborough Lab for sample(s): 01 Batch: WG962267-1										
Cyanide, Total	ND		mg/kg	0.92	0.15	1	12/17/16 11:30	12/19/16 12:37	1,9010C/9012B	JO
General Chemistry - Westborough Lab for sample(s): 02 Batch: WG962603-1										
Cyanide, Total	ND		mg/kg	0.87	0.14	1	12/19/16 12:10	12/19/16 16:05	1,9010C/9012B	JO

Lab Control Sample Analysis
Batch Quality Control

Project Name: CPG YONKERS NY
Project Number: Not Specified

Lab Number: L1640986
Report Date: 12/22/16

Parameter	LCS %Recovery	Qual	LCSD %Recovery	Qual	%Recovery Limits	RPD	Qual	RPD Limits
General Chemistry - Westborough Lab Associated sample(s): 01 Batch: WG962267-2 WG962267-3								
Cyanide, Total	113		**46**	Q	80-120	**86**	Q	35
General Chemistry - Westborough Lab Associated sample(s): 02 Batch: WG962603-2 WG962603-3								
Cyanide, Total	111		118		80-120	6		35

Matrix Spike Analysis
Batch Quality Control

Project Name: CPG YONKERS NY
Project Number: Not Specified

Lab Number: L1640986
Report Date: 12/22/16

Parameter	Native Sample	MS Added	MS Found	MS %Recovery	Qual	MSD Found	MSD %Recovery	Qual	Recovery Limits	RPD	Qual	RPD Limits
General Chemistry - Westborough Lab Associated sample(s): 01 QC Batch ID: WG962267-4 WG962267-5 QC Sample: L1640296-01 Client ID: MS Sample												
Cyanide, Total	42.	14	40	**0**	Q	59	128		65-135	**38**	Q	35
General Chemistry - Westborough Lab Associated sample(s): 02 QC Batch ID: WG962603-4 WG962603-5 QC Sample: L1640986-02 Client ID: B-10, S2, 3-4'												
Cyanide, Total	ND	11	11	100		12	110		65-135	9		35

Lab Duplicate Analysis
Batch Quality Control

Project Name: CPG YONKERS NY
Project Number: Not Specified

Lab Number: L1640986
Report Date: 12/22/16

Parameter	Native Sample	Duplicate Sample	Units	RPD	Qual	RPD Limits
General Chemistry - Westborough Lab Associated sample(s): 01-02 QC Batch ID: WG961914-1 QC Sample: L1640873-01 Client ID: DUP Sample						
Solids, Total	85.3	85.2	%	0		20

Project Name: CPG YONKERS NY
Project Number: Not Specified

Lab Number: L1640986
Report Date: 12/22/16

Sample Receipt and Container Information

Were project specific reporting limits specified? YES

Reagent H2O Preserved Vials Frozen on: 12/16/2016 01:59

Cooler Information Custody Seal

Cooler	
A	Absent

Container Information

Container ID	Container Type	Cooler	pH	Temp deg C	Pres	Seal	Analysis(*)
L1640986-01A	Vial MeOH preserved	A	N/A	1.1	Y	Absent	NYTCL-8260HLW(14)
L1640986-01B	Vial water preserved	A	N/A	1.1	Y	Absent	NYTCL-8260HLW(14)
L1640986-01C	Vial water preserved	A	N/A	1.1	Y	Absent	NYTCL-8260HLW(14)
L1640986-01D	Plastic 2oz unpreserved for TS	A	N/A	1.1	Y	Absent	TS(7)
L1640986-01E	Metals Only - Glass 60mL/2oz unp	A	N/A	1.1	Y	Absent	BE-TI(180),AS-TI(180),BA-TI(180),AG-TI(180),AL-TI(180),CR-TI(180),NI-TI(180),TL-TI(180),CU-TI(180),PB-TI(180),SB-TI(180),SE-TI(180),ZN-TI(180),CO-TI(180),V-TI(180),FE-TI(180),HG-T(28),MG-TI(180),MN-TI(180),CA-TI(180),CD-TI(180),K-TI(180),NA-TI(180)
L1640986-01F	Glass 250ml/8oz unpreserved	A	N/A	1.1	Y	Absent	NYTCL-8270(14),TCN-9010(14),NYTCL-8081(14),NYTCL-8082(14)
L1640986-02A	Vial MeOH preserved	A	N/A	1.1	Y	Absent	NYTCL-8260HLW(14)
L1640986-02B	Vial water preserved	A	N/A	1.1	Y	Absent	NYTCL-8260HLW(14)
L1640986-02C	Vial water preserved	A	N/A	1.1	Y	Absent	NYTCL-8260HLW(14)
L1640986-02D	Plastic 2oz unpreserved for TS	A	N/A	1.1	Y	Absent	TS(7)
L1640986-02E	Metals Only - Glass 60mL/2oz unp	A	N/A	1.1	Y	Absent	BE-TI(180),AS-TI(180),BA-TI(180),AG-TI(180),AL-TI(180),CR-TI(180),NI-TI(180),TL-TI(180),CU-TI(180),PB-TI(180),SB-TI(180),SE-TI(180),ZN-TI(180),CO-TI(180),V-TI(180),FE-TI(180),HG-T(28),MG-TI(180),MN-TI(180),CA-TI(180),CD-TI(180),K-TI(180),NA-TI(180)
L1640986-02F	Glass 250ml/8oz unpreserved	A	N/A	1.1	Y	Absent	NYTCL-8270(14),TCN-9010(14),NYTCL-8081(14),NYTCL-8082(14)

*Values in parentheses indicate holding time in days

Project Name:	CPG YONKERS NY	**Lab Number:**	L1640986
Project Number:	Not Specified	**Report Date:**	12/22/16

GLOSSARY

Acronyms

EDL	- Estimated Detection Limit: This value represents the level to which target analyte concentrations are reported as estimated values, when those target analyte concentrations are quantified below the reporting limit (RL). The EDL includes any adjustments from dilutions, concentrations or moisture content, where applicable. The use of EDLs is specific to the analysis of PAHs using Solid-Phase Microextraction (SPME).
EPA	- Environmental Protection Agency.
LCS	- Laboratory Control Sample: A sample matrix, free from the analytes of interest, spiked with verified known amounts of analytes or a material containing known and verified amounts of analytes.
LCSD	- Laboratory Control Sample Duplicate: Refer to LCS.
LFB	- Laboratory Fortified Blank: A sample matrix, free from the analytes of interest, spiked with verified known amounts of analytes or a material containing known and verified amounts of analytes.
MDL	- Method Detection Limit: This value represents the level to which target analyte concentrations are reported as estimated values, when those target analyte concentrations are quantified below the reporting limit (RL). The MDL includes any adjustments from dilutions, concentrations or moisture content, where applicable.
MS	- Matrix Spike Sample: A sample prepared by adding a known mass of target analyte to a specified amount of matrix sample for which an independent estimate of target analyte concentration is available.
MSD	- Matrix Spike Sample Duplicate: Refer to MS.
NA	- Not Applicable.
NC	- Not Calculated: Term is utilized when one or more of the results utilized in the calculation are non-detect at the parameter's reporting unit.
NDPA/DPA	- N-Nitrosodiphenylamine/Diphenylamine.
NI	- Not Ignitable.
NP	- Non-Plastic: Term is utilized for the analysis of Atterberg Limits in soil.
RL	- Reporting Limit: The value at which an instrument can accurately measure an analyte at a specific concentration. The RL includes any adjustments from dilutions, concentrations or moisture content, where applicable.
RPD	- Relative Percent Difference: The results from matrix and/or matrix spike duplicates are primarily designed to assess the precision of analytical results in a given matrix and are expressed as relative percent difference (RPD). Values which are less than five times the reporting limit for any individual parameter are evaluated by utilizing the absolute difference between the values; although the RPD value will be provided in the report.
SRM	- Standard Reference Material: A reference sample of a known or certified value that is of the same or similar matrix as the associated field samples.
STLP	- Semi-dynamic Tank Leaching Procedure per EPA Method 1315.
TIC	- Tentatively Identified Compound: A compound that has been identified to be present and is not part of the target compound list (TCL) for the method and/or program. All TICs are qualitatively identified and reported as estimated concentrations.

Footnotes

1	- The reference for this analyte should be considered modified since this analyte is absent from the target analyte list of the original method.

Terms

Total: With respect to Organic analyses, a 'Total' result is defined as the summation of results for individual isomers or Aroclors. If a 'Total' result is requested, the results of its individual components will also be reported. This is applicable to 'Total' results for methods 8260, 8081 and 8082.

Analytical Method: Both the document from which the method originates and the analytical reference method. (Example: EPA 8260B is shown as 1,8260B.) The codes for the reference method documents are provided in the References section of the Addendum.

Data Qualifiers

A	- Spectra identified as "Aldol Condensation Product".
B	- The analyte was detected above the reporting limit in the associated method blank. Flag only applies to associated field samples that have detectable concentrations of the analyte at less than ten times (10x) the concentration found in the blank. For MCP-related projects, flag only applies to associated field samples that have detectable concentrations of the analyte at less than ten times (10x) the concentration found in the blank. For DOD-related projects, flag only applies to associated field samples that have detectable concentrations of the analyte at less than ten times (10x) the concentration found in the blank AND the analyte was detected above one-half the reporting limit (or above the reporting limit for common lab contaminants) in the associated method blank. For NJ-Air-related projects, flag only applies to associated field samples that have detectable concentrations of the analyte above the reporting limit. For NJ-related projects (excluding Air), flag only applies to associated field samples that have detectable concentrations of the analyte, which was detected above the reporting limit in the associated method blank or above five times the

Project Name:	CPG YONKERS NY	**Lab Number:**	L1640986
Project Number:	Not Specified	**Report Date:**	12/22/16

Data Qualifiers

reporting limit for common lab contaminants (Phthalates, Acetone, Methylene Chloride, 2-Butanone).

C - Co-elution: The target analyte co-elutes with a known lab standard (i.e. surrogate, internal standards, etc.) for co-extracted analyses.

D - Concentration of analyte was quantified from diluted analysis. Flag only applies to field samples that have detectable concentrations of the analyte.

E - Concentration of analyte exceeds the range of the calibration curve and/or linear range of the instrument.

G - The concentration may be biased high due to matrix interferences (i.e, co-elution) with non-target compound(s). The result should be considered estimated.

H - The analysis of pH was performed beyond the regulatory-required holding time of 15 minutes from the time of sample collection.

I - The lower value for the two columns has been reported due to obvious interference.

M - Reporting Limit (RL) exceeds the MCP CAM Reporting Limit for this analyte.

NJ - Presumptive evidence of compound. This represents an estimated concentration for Tentatively Identified Compounds (TICs), where the identification is based on a mass spectral library search.

P - The RPD between the results for the two columns exceeds the method-specified criteria.

Q - The quality control sample exceeds the associated acceptance criteria. For DOD-related projects, LCS and/or Continuing Calibration Standard exceedences are also qualified on all associated sample results. Note: This flag is not applicable for matrix spike recoveries when the sample concentration is greater than 4x the spike added or for batch duplicate RPD when the sample concentrations are less than 5x the RL. (Metals only.)

R - Analytical results are from sample re-analysis.

RE - Analytical results are from sample re-extraction.

S - Analytical results are from modified screening analysis.

J - Estimated value. The Target analyte concentration is below the quantitation limit (RL), but above the Method Detection Limit (MDL) or Estimated Detection Limit (EDL) for SPME-related analyses. This represents an estimated concentration for Tentatively Identified Compounds (TICs).

ND - Not detected at the method detection limit (MDL) for the sample, or estimated detection limit (EDL) for SPME-related analyses.

Report Format: DU Report with 'J' Qualifiers

Project Name: CPG YONKERS NY **Lab Number:** L1640986
Project Number: Not Specified **Report Date:** 12/22/16

REFERENCES

1 Test Methods for Evaluating Solid Waste: Physical/Chemical Methods. EPA SW-846. Third Edition. Updates I - IV, 2007.

121 Standard Methods for the Examination of Water and Wastewater. APHA-AWWA-WEF. Standard Methods Online.

LIMITATION OF LIABILITIES

Alpha Analytical performs services with reasonable care and diligence normal to the analytical testing laboratory industry. In the event of an error, the sole and exclusive responsibility of Alpha Analytical shall be to re-perform the work at it's own expense. In no event shall Alpha Analytical be held liable for any incidental, consequential or special damages, including but not limited to, damages in any way connected with the use of, interpretation of, information or analysis provided by Alpha Analytical.

We strongly urge our clients to comply with EPA protocol regarding sample volume, preservation, cooling, containers, sampling procedures, holding time and splitting of samples in the field.

Certification Information

The following analytes are not included in our Primary NELAP Scope of Accreditation:

Westborough Facility
EPA 624: m/p-xylene, o-xylene
EPA 8260C: NPW: 1,2,4,5-Tetramethylbenzene; 4-Ethyltoluene, Azobenzene; SCM: Iodomethane (methyl iodide), Methyl methacrylate, 1,2,4,5-Tetramethylbenzene; 4-Ethyltoluene.
EPA 8270D: NPW: Dimethylnaphthalene,1,4-Diphenylhydrazine; SCM: Dimethylnaphthalene,1,4-Diphenylhydrazine.
EPA 300: DW: Bromide
EPA 6860: NPW and SCM: Perchlorate
EPA 9010: NPW and SCM: Amenable Cyanide Distillation
EPA 9012B: NPW: Total Cyanide
EPA 9050A: NPW: Specific Conductance
SM3500: NPW: Ferrous Iron
SM4500: NPW: Amenable Cyanide, Dissolved Oxygen; SCM: Total Phosphorus, TKN, NO2, NO3.
SM5310C: DW: Dissolved Organic Carbon

Mansfield Facility
SM 2540D: TSS
EPA 3005A NPW
EPA 8082A: NPW: PCB: 1, 5, 31, 87,101, 110, 141, 151, 153, 180, 183, 187.
EPA TO-15: Halothane, 2,4,4-Trimethyl-2-pentene, 2,4,4-Trimethyl-1-pentene, Thiophene, 2-Methylthiophene, 3-Methylthiophene, 2-Ethylthiophene, 1,2,3-Trimethylbenzene, Indan, Indene, 1,2,4,5-Tetramethylbenzene, Benzothiophene, 1-Methylnaphthalene.
Biological Tissue Matrix: ***EPA 3050B***

The following analytes are included in our Massachusetts DEP Scope of Accreditation

Westborough Facility:

Drinking Water
EPA 300.0: Nitrate-N, Fluoride, Sulfate; **EPA 353.2**: Nitrate-N, Nitrite-N; **SM4500NO3-F**: Nitrate-N, Nitrite-N; **SM4500F-C, SM4500CN-CE, EPA 180.1, SM2130B, SM4500Cl-D, SM2320B, SM2540C, SM4500H-B**
EPA 332: Perchlorate; **EPA 524.2:** THMs and VOCs; **EPA 504.1:** EDB, DBCP.
Microbiology: **SM9215B; SM9223-P/A, SM9223B-Colilert-QT,SM9222D**.

Non-Potable Water
SM4500H,B, EPA 120.1, SM2510B, SM2540C, SM2320B, SM4500CL-E, SM4500F-BC, SM4500NH3-BH, **EPA 350.1**: Ammonia-N, **LACHAT 10-107-06-1-B**: Ammonia-N, **SM4500NO3-F, EPA 353.2**: Nitrate-N**, EPA 351.1, SM4500P-E, SM4500P-B, E, SM4500SO4-E, SM5220D, EPA 410.4, SM5210B, SM5310C, SM4500CL-D, EPA 1664, EPA 420.1, SM4500-CN-CE, SM2540D.**
EPA 624: Volatile Halocarbons & Aromatics,
EPA 608: Chlordane, Toxaphene, Aldrin, alpha-BHC, beta-BHC, gamma-BHC, delta-BHC, Dieldrin, DDD, DDE, DDT, Endosulfan I, Endosulfan II, Endosulfan sulfate, Endrin, Endrin Aldehyde, Heptachlor, Heptachlor Epoxide, PCBs
EPA 625: SVOC (Acid/Base/Neutral Extractables), **EPA 600/4-81-045**: PCB-Oil.
Microbiology: **SM9223B-Colilert-QT; Enterolert-QT, SM9222D-MF**.

Mansfield Facility:

Drinking Water
EPA 200.7: Ba, Be, Cd, Cr, Cu, Ni, Na, Ca. **EPA 200.8:** Sb, As, Ba, Be, Cd, Cr, Cu, Pb, Ni, Se, TL. **EPA 245.1** Hg.

Non-Potable Water
EPA 200.7: Al, Sb, As, Be, Cd, Ca, Cr, Co, Cu, Fe, Pb, Mg, Mn, Mo, Ni, K, Se, Ag, Na, Sr, TL, Ti, V, Zn.
EPA 200.8: Al, Sb, As, Be, Cd, Cr, Cu, Pb, Mn, Ni, Se, Ag, TL, Zn.
EPA 245.1 Hg.
SM2340B

For a complete listing of analytes and methods, please contact your Alpha Project Manager.

ALPHA ANALYTICAL

Westborough, MA 01581
8 Walkup Dr.
TEL: 508-898-9220
FAX: 508-898-9193

Mansfield, MA 02048
320 Forbes Blvd
TEL: 508-822-9300
FAX: 508-822-3288

NEW YORK CHAIN OF CUSTODY

Service Centers
Mahwah, NJ 07430: 35 Whitney Rd, Suite 5
Albany, NY 12205: 14 Walker Way
Tonawanda, NY 14150: 275 Cooper Ave, Suite 105

Page 1 of

Date Rec'd in Lab: 12/15/16

ALPHA Job #: L1640986

Client Information

Client: CT Male
Address: 50 Century Hill Drive
Latham, NY 12110
Phone: 518-786-7400
Fax: 518-786-7299
Email: s.bieber@ctmale.com

Project Information

Project Name: CPG Yonkers NY
Project Location:
Project #
(Use Project name as Project #) ☐
Project Manager: Steve Bieber
ALPHAQuote #:

Turn-Around Time

Standard ☐ Due Date:
Rush (only if pre approved) ☐ # of Days:

Deliverables

☒ ASP-A ☐ ASP-B
☐ EQuIS (1 File) ☐ EQuIS (4 File)
☐ Other

Regulatory Requirement

☐ NY TOGS ☒ NY Part 375
☐ AWQ Standards ☐ NY CP-51
☐ NY Restricted Use ☐ Other
☐ NY Unrestricted Use
☐ NYC Sewer Discharge

Billing Information

☒ Same as Client Info
PO #

Disposal Site Information

Please identify below location of applicable disposal facilities.

Disposal Facility:
☐ NJ ☐ NY
☐ Other: NA

These samples have been previously analyzed by Alpha ☐

Other project specific requirements/comments:

Please specify Metals or TAL.

ANALYSIS

Sample Filtration
☐ Done
☐ Lab to do
Preservation
☐ Lab to do
(Please Specify below)

ALPHA Lab ID (Lab Use Only)	Sample ID	Collection Date	Collection Time	Sample Matrix	Sampler's Initials	NYTCL-8260HLW	NYTCL-8260HLW	NYTCL-8081,8082,8270	TAL Metals Inc.Hg	Total Cn				Sample Specific Comments	Total Bottles
40986-01	B-12, S3, 4-6'	12/15/16	11:40	S	TJM	✓	✓	✓	✓	✓					
02	B-10, S2, 3-4'	12/15/16	3:10	S	TJM	✓	✓	✓	✓	✓					

Preservative Code:
A = None
B = HCl
C = HNO_3
D = H_2SO_4
E = NaOH
F = MeOH
G = $NaHSO_4$
H = $Na_2S_2O_3$
K/E = Zn Ac/NaOH
O = Other

Container Code
P = Plastic
A = Amber Glass
V = Vial
G = Glass
B = Bacteria Cup
C = Cube
O = Other
E = Encore
D = BOD Bottle

Westboro: Certification No: MA935
Mansfield: Certification No: MA015

Container Type	V	V	A	A	A			
Preservative	F		A	A	A			

Relinquished By:	Date/Time	Received By:	Date/Time
Thomas Morgan	12/15/2016 3:30pm	Daniel Fischer AAL	12/15/16 3:30
Daniel Fischer AAL	12/15/16 18:05	Tom Tabor	12-15-16 1820
Tom Tabor	12-15-16 2310	[illegible]	12/15/16 2310

Please print clearly, legibly and completely. Samples can not be logged in and turnaround time clock will not start until any ambiguities are resolved. BY EXECUTING THIS COC, THE CLIENT HAS READ AND AGREES TO BE BOUND BY ALPHA'S TERMS & CONDITIONS.

Form No: 01-25 (rev. 30-Sept-2013)

ANALYTICAL REPORT

Lab Number:	L1641295
Client:	C.T. Male Associates 50 Century Hill Drive Latham, NY 12110
ATTN:	Steve Bieber
Phone:	(518) 786-7400
Project Name:	CPG YONKERS NY
Project Number:	Not Specified
Report Date:	12/30/16

The original project report/data package is held by Alpha Analytical. This report/data package is paginated and should be reproduced only in its entirety. Alpha Analytical holds no responsibility for results and/or data that are not consistent with the original.

Certifications & Approvals: MA (M-MA086), NY (11148), CT (PH-0574), NH (2003), NJ NELAP (MA935), RI (LAO00065), ME (MA00086), PA (68-03671), VA (460195), MD (348), IL (200077), NC (666), TX (T104704476), DOD (L2217), USDA (Permit #P-330-11-00240).

Eight Walkup Drive, Westborough, MA 01581-1019
508-898-9220 (Fax) 508-898-9193 800-624-9220 - www.alphalab.com

Project Name: CPG YONKERS NY
Project Number: Not Specified

Lab Number: L1641295
Report Date: 12/30/16

Alpha Sample ID	Client ID	Matrix	Sample Location	Collection Date/Time	Receive Date
L1641295-01	B-11, S2, 2-4'	SOIL	YONKERS, NY	12/19/16 14:40	12/19/16
L1641295-02	B-5, S1, 0-2'	SOIL	YONKERS, NY	12/19/16 15:00	12/19/16
L1641295-03	B-5, S6, 15-17'	SOIL	YONKERS, NY	12/19/16 15:20	12/19/16
L1641295-04	B-8, 2-6'	SOIL	YONKERS, NY	12/20/16 15:10	12/20/16
L1641295-05	B-7, S3, 4-6'	SOIL	YONKERS, NY	12/20/16 15:00	12/20/16
L1641295-06	B-6, S2, 2-4'	SOIL	YONKERS, NY	12/20/16 14:55	12/20/16
L1641295-07	B-4, S2, 2-4'	SOIL	YONKERS, NY	12/20/16 14:50	12/20/16
L1641295-08	B-3, S2, 2-4'	SOIL	YONKERS, NY	12/21/16 14:15	12/21/16
L1641295-09	B-1, S2, 2-4'	SOIL	YONKERS, NY	12/21/16 14:25	12/21/16
L1641295-10	B-2	SOIL	YONKERS, NY	12/21/16 14:35	12/21/16

Project Name: CPG YONKERS NY
Project Number: Not Specified
Lab Number: L1641295
Report Date: 12/30/16

Case Narrative

The samples were received in accordance with the Chain of Custody and no significant deviations were encountered during the preparation or analysis unless otherwise noted. Sample Receipt, Container Information, and the Chain of Custody are located at the back of the report.

Results contained within this report relate only to the samples submitted under this Alpha Lab Number and meet NELAP requirements for all NELAP accredited parameters unless otherwise noted in the following narrative. The data presented in this report is organized by parameter (i.e. VOC, SVOC, etc.). Sample specific Quality Control data (i.e. Surrogate Spike Recovery) is reported at the end of the target analyte list for each individual sample, followed by the Laboratory Batch Quality Control at the end of each parameter. Tentatively Identified Compounds (TICs), if requested, are reported for compounds identified to be present and are not part of the method/program Target Compound List, even if only a subset of the TCL are being reported. If a sample was re-analyzed or re-extracted due to a required quality control corrective action and if both sets of data are reported, the Laboratory ID of the re-analysis or re-extraction is designated with an "R" or "RE", respectively. When multiple Batch Quality Control elements are reported (e.g. more than one LCS), the associated samples for each element are noted in the grey shaded header line of each data table. Any Laboratory Batch, Sample Specific % recovery or RPD value that is outside the listed Acceptance Criteria is bolded in the report. All specific QC information is also incorporated in the Data Usability format of our Data Merger tool where it can be reviewed along with any associated usability implications. Soil/sediments, solids and tissues are reported on a dry weight basis unless otherwise noted. Definitions of all data qualifiers and acronyms used in this report are provided in the Glossary located at the back of the report.

In reference to questions H (CAM) or 4 (RCP) when "NO" is checked, the performance criteria for CAM and RCP methods allow for some quality control failures to occur and still be within method compliance. In these instances the specific failure is not narrated but noted in the associated QC table. The information is also incorporated in the Data Usability format of our Data Merger tool where it can be reviewed along with any associated usability implications.

Please see the associated ADEx data file for a comparison of laboratory reporting limits that were achieved with the regulatory Numerical Standards requested on the Chain of Custody.

HOLD POLICY
For samples submitted on hold, Alpha's policy is to hold samples (with the exception of Air canisters) free of charge for 21 calendar days from the date the project is completed. After 21 calendar days, we will dispose of all samples submitted including those put on hold unless you have contacted your Client Service Representative and made arrangements for Alpha to continue to hold the samples. Air canisters will be disposed after 3 business days from the date the project is completed.

Please contact Client Services at 800-624-9220 with any questions.

Project Name:	CPG YONKERS NY	**Lab Number:**	L1641295
Project Number:	Not Specified	**Report Date:**	12/30/16

Case Narrative (continued)

Report Submission

All non-detect (ND) or estimated concentrations (J-qualified) have been quantitated to the limit noted in the MDL column.

Semivolatile Organics

L1641295-01: The sample has elevated detection limits due to limited sample volume available for analysis.

PCBs

L1641295-01: The surrogate recoveries are outside the acceptance criteria for decachlorobiphenyl (344%,402%); however, the sample was not re-extracted due to coelution with Aroclor 1268. The results are not considered to be biased.

L1641295-09: The sample has elevated detection limits due to limited sample volume available for analysis.

Pesticides

The surrogate recoveries for L1641295-01 are outside the acceptance criteria for decachlorobiphenyl (217%,202%); however, the sample was not re-extracted due to coelution with obvious interferences.

Metals

L1641295-01, -02, -04 through -10: The sample has elevated detection limits for all elements, with the exception of mercury, due to the dilution required by matrix interferences encountered during analysis.

I, the undersigned, attest under the pains and penalties of perjury that, to the best of my knowledge and belief and based upon my personal inquiry of those responsible for providing the information contained in this analytical report, such information is accurate and complete. This certificate of analysis is not complete unless this page accompanies any and all pages of this report.

Authorized Signature: Michelle M. Morris

Title: Technical Director/Representative

Date: 12/30/16

ORGANICS

VOLATILES

Project Name: CPG YONKERS NY
Project Number: Not Specified
Lab Number: L1641295
Report Date: 12/30/16

SAMPLE RESULTS

Lab ID: L1641295-01
Client ID: B-11, S2, 2-4'
Sample Location: YONKERS, NY
Matrix: Soil
Analytical Method: 1,8260C
Analytical Date: 12/22/16 16:55
Analyst: TE
Percent Solids: 88%

Date Collected: 12/19/16 14:40
Date Received: 12/19/16
Field Prep: Not Specified

Parameter	Result	Qualifier	Units	RL	MDL	Dilution Factor
Volatile Organics by 8260/5035 - Westborough Lab						
Methylene chloride	ND		ug/kg	13	1.5	1
1,1-Dichloroethane	ND		ug/kg	2.0	0.11	1
Chloroform	ND		ug/kg	2.0	0.49	1
Carbon tetrachloride	ND		ug/kg	1.3	0.28	1
1,2-Dichloropropane	ND		ug/kg	4.6	0.30	1
Dibromochloromethane	ND		ug/kg	1.3	0.20	1
1,1,2-Trichloroethane	ND		ug/kg	2.0	0.40	1
Tetrachloroethene	ND		ug/kg	1.3	0.19	1
Chlorobenzene	ND		ug/kg	1.3	0.46	1
Trichlorofluoromethane	ND		ug/kg	6.6	0.52	1
1,2-Dichloroethane	ND		ug/kg	1.3	0.15	1
1,1,1-Trichloroethane	ND		ug/kg	1.3	0.15	1
Bromodichloromethane	ND		ug/kg	1.3	0.23	1
trans-1,3-Dichloropropene	ND		ug/kg	1.3	0.16	1
cis-1,3-Dichloropropene	ND		ug/kg	1.3	0.16	1
Bromoform	ND		ug/kg	5.3	0.31	1
1,1,2,2-Tetrachloroethane	ND		ug/kg	1.3	0.13	1
Benzene	0.61	J	ug/kg	1.3	0.16	1
Toluene	2.8		ug/kg	2.0	0.26	1
Ethylbenzene	ND		ug/kg	1.3	0.17	1
Chloromethane	ND		ug/kg	6.6	0.39	1
Bromomethane	ND		ug/kg	2.6	0.45	1
Vinyl chloride	ND		ug/kg	2.6	0.16	1
Chloroethane	ND		ug/kg	2.6	0.42	1
1,1-Dichloroethene	ND		ug/kg	1.3	0.35	1
trans-1,2-Dichloroethene	ND		ug/kg	2.0	0.28	1
Trichloroethene	ND		ug/kg	1.3	0.17	1
1,2-Dichlorobenzene	ND		ug/kg	6.6	0.20	1
1,3-Dichlorobenzene	ND		ug/kg	6.6	0.18	1
1,4-Dichlorobenzene	ND		ug/kg	6.6	0.18	1

Project Name: CPG YONKERS NY
Project Number: Not Specified
Lab Number: L1641295
Report Date: 12/30/16

SAMPLE RESULTS

Lab ID: L1641295-01
Client ID: B-11, S2, 2-4'
Sample Location: YONKERS, NY
Date Collected: 12/19/16 14:40
Date Received: 12/19/16
Field Prep: Not Specified

Parameter	Result	Qualifier	Units	RL	MDL	Dilution Factor
Volatile Organics by 8260/5035 - Westborough Lab						
Methyl tert butyl ether	ND		ug/kg	2.6	0.11	1
p/m-Xylene	1.1	J	ug/kg	2.6	0.47	1
o-Xylene	ND		ug/kg	2.6	0.45	1
cis-1,2-Dichloroethene	ND		ug/kg	1.3	0.19	1
Styrene	ND		ug/kg	2.6	0.53	1
Dichlorodifluoromethane	ND		ug/kg	13	0.25	1
Acetone	84		ug/kg	13	1.4	1
Carbon disulfide	ND		ug/kg	13	1.5	1
2-Butanone	ND		ug/kg	13	0.36	1
4-Methyl-2-pentanone	ND		ug/kg	13	0.32	1
2-Hexanone	ND		ug/kg	13	0.88	1
Bromochloromethane	ND		ug/kg	6.6	0.37	1
1,2-Dibromoethane	ND		ug/kg	5.3	0.23	1
1,2-Dibromo-3-chloropropane	ND		ug/kg	6.6	0.53	1
Isopropylbenzene	ND		ug/kg	1.3	0.14	1
1,2,3-Trichlorobenzene	ND		ug/kg	6.6	0.20	1
1,2,4-Trichlorobenzene	ND		ug/kg	6.6	0.24	1
Methyl Acetate	ND		ug/kg	26	0.36	1
Cyclohexane	ND		ug/kg	26	0.19	1
1,4-Dioxane	ND		ug/kg	130	19.	1
Freon-113	ND		ug/kg	26	0.36	1
Methyl cyclohexane	0.72	J	ug/kg	5.3	0.20	1

Tentatively Identified Compounds				
Total TIC Compounds	51.5	J	ug/kg	1
Unknown	5.87	J	ug/kg	1
Unknown	2.71	J	ug/kg	1
Unknown	4.37	J	ug/kg	1
Butane, 2-Methyl-	15.7	NJ	ug/kg	1
Pentane	8.15	NJ	ug/kg	1
Unknown	4.52	J	ug/kg	1
Unknown	10.2	J	ug/kg	1

Project Name: CPG YONKERS NY **Lab Number:** L1641295

Project Number: Not Specified **Report Date:** 12/30/16

SAMPLE RESULTS

Lab ID: L1641295-01 Date Collected: 12/19/16 14:40

Client ID: B-11, S2, 2-4' Date Received: 12/19/16

Sample Location: YONKERS, NY Field Prep: Not Specified

Parameter	Result	Qualifier	Units	RL	MDL	Dilution Factor
Volatile Organics by 8260/5035 - Westborough Lab						

Surrogate	% Recovery	Qualifier	Acceptance Criteria
1,2-Dichloroethane-d4	115		70-130
Toluene-d8	101		70-130
4-Bromofluorobenzene	104		70-130
Dibromofluoromethane	91		70-130

Project Name: CPG YONKERS NY
Project Number: Not Specified
Lab Number: L1641295
Report Date: 12/30/16

SAMPLE RESULTS

Lab ID: L1641295-02
Client ID: B-5, S1, 0-2'
Sample Location: YONKERS, NY
Matrix: Soil
Analytical Method: 1,8260C
Analytical Date: 12/22/16 17:21
Analyst: TE
Percent Solids: 86%

Date Collected: 12/19/16 15:00
Date Received: 12/19/16
Field Prep: Not Specified

Parameter	Result	Qualifier	Units	RL	MDL	Dilution Factor
Volatile Organics by 8260/5035 - Westborough Lab						
Methylene chloride	ND		ug/kg	7.8	0.86	1
1,1-Dichloroethane	ND		ug/kg	1.2	0.07	1
Chloroform	ND		ug/kg	1.2	0.29	1
Carbon tetrachloride	ND		ug/kg	0.78	0.16	1
1,2-Dichloropropane	ND		ug/kg	2.7	0.18	1
Dibromochloromethane	ND		ug/kg	0.78	0.12	1
1,1,2-Trichloroethane	ND		ug/kg	1.2	0.24	1
Tetrachloroethene	ND		ug/kg	0.78	0.11	1
Chlorobenzene	ND		ug/kg	0.78	0.27	1
Trichlorofluoromethane	ND		ug/kg	3.9	0.30	1
1,2-Dichloroethane	ND		ug/kg	0.78	0.09	1
1,1,1-Trichloroethane	ND		ug/kg	0.78	0.09	1
Bromodichloromethane	ND		ug/kg	0.78	0.13	1
trans-1,3-Dichloropropene	ND		ug/kg	0.78	0.09	1
cis-1,3-Dichloropropene	ND		ug/kg	0.78	0.09	1
Bromoform	ND		ug/kg	3.1	0.18	1
1,1,2,2-Tetrachloroethane	ND		ug/kg	0.78	0.08	1
Benzene	0.35	J	ug/kg	0.78	0.09	1
Toluene	1.8		ug/kg	1.2	0.15	1
Ethylbenzene	ND		ug/kg	0.78	0.10	1
Chloromethane	ND		ug/kg	3.9	0.23	1
Bromomethane	ND		ug/kg	1.6	0.26	1
Vinyl chloride	ND		ug/kg	1.6	0.09	1
Chloroethane	ND		ug/kg	1.6	0.24	1
1,1-Dichloroethene	ND		ug/kg	0.78	0.20	1
trans-1,2-Dichloroethene	ND		ug/kg	1.2	0.16	1
Trichloroethene	ND		ug/kg	0.78	0.10	1
1,2-Dichlorobenzene	ND		ug/kg	3.9	0.12	1
1,3-Dichlorobenzene	ND		ug/kg	3.9	0.10	1
1,4-Dichlorobenzene	ND		ug/kg	3.9	0.11	1

Project Name: CPG YONKERS NY
Project Number: Not Specified
Lab Number: L1641295
Report Date: 12/30/16

SAMPLE RESULTS

Lab ID: L1641295-02
Client ID: B-5, S1, 0-2'
Sample Location: YONKERS, NY
Date Collected: 12/19/16 15:00
Date Received: 12/19/16
Field Prep: Not Specified

Parameter	Result	Qualifier	Units	RL	MDL	Dilution Factor
Volatile Organics by 8260/5035 - Westborough Lab						
Methyl tert butyl ether	ND		ug/kg	1.6	0.07	1
p/m-Xylene	0.69	J	ug/kg	1.6	0.27	1
o-Xylene	ND		ug/kg	1.6	0.26	1
cis-1,2-Dichloroethene	ND		ug/kg	0.78	0.11	1
Styrene	ND		ug/kg	1.6	0.31	1
Dichlorodifluoromethane	ND		ug/kg	7.8	0.15	1
Acetone	82		ug/kg	7.8	0.80	1
Carbon disulfide	ND		ug/kg	7.8	0.86	1
2-Butanone	ND		ug/kg	7.8	0.21	1
4-Methyl-2-pentanone	ND		ug/kg	7.8	0.19	1
2-Hexanone	ND		ug/kg	7.8	0.52	1
Bromochloromethane	ND		ug/kg	3.9	0.21	1
1,2-Dibromoethane	ND		ug/kg	3.1	0.14	1
1,2-Dibromo-3-chloropropane	ND		ug/kg	3.9	0.31	1
Isopropylbenzene	ND		ug/kg	0.78	0.08	1
1,2,3-Trichlorobenzene	ND		ug/kg	3.9	0.11	1
1,2,4-Trichlorobenzene	ND		ug/kg	3.9	0.14	1
Methyl Acetate	ND		ug/kg	16	0.21	1
Cyclohexane	ND		ug/kg	16	0.11	1
1,4-Dioxane	ND		ug/kg	78	11.	1
Freon-113	ND		ug/kg	16	0.21	1
Methyl cyclohexane	0.58	J	ug/kg	3.1	0.12	1

Tentatively Identified Compounds				
Total TIC Compounds	31.6	J	ug/kg	1
Unknown	6.01	J	ug/kg	1
Butane, 2-Methyl-	9.75	NJ	ug/kg	1
Unknown	3.45	J	ug/kg	1
Unknown	2.05	J	ug/kg	1
Unknown	5.18	J	ug/kg	1
Pentane	5.17	NJ	ug/kg	1

Project Name: CPG YONKERS NY **Lab Number:** L1641295

Project Number: Not Specified **Report Date:** 12/30/16

SAMPLE RESULTS

Lab ID: L1641295-02 Date Collected: 12/19/16 15:00

Client ID: B-5, S1, 0-2' Date Received: 12/19/16

Sample Location: YONKERS, NY Field Prep: Not Specified

Parameter	Result	Qualifier	Units	RL	MDL	Dilution Factor
Volatile Organics by 8260/5035 - Westborough Lab						

Surrogate	% Recovery	Qualifier	Acceptance Criteria
1,2-Dichloroethane-d4	105		70-130
Toluene-d8	104		70-130
4-Bromofluorobenzene	101		70-130
Dibromofluoromethane	95		70-130

Project Name: CPG YONKERS NY
Project Number: Not Specified
Lab Number: L1641295
Report Date: 12/30/16

SAMPLE RESULTS

Lab ID: L1641295-04
Client ID: B-8, 2-6'
Sample Location: YONKERS, NY
Matrix: Soil
Analytical Method: 1,8260C
Analytical Date: 12/27/16 10:29
Analyst: MV
Percent Solids: 92%

Date Collected: 12/20/16 15:10
Date Received: 12/20/16
Field Prep: Not Specified

Parameter	Result	Qualifier	Units	RL	MDL	Dilution Factor
Volatile Organics by 8260/5035 - Westborough Lab						
Methylene chloride	ND		ug/kg	10	1.1	1
1,1-Dichloroethane	ND		ug/kg	1.5	0.09	1
Chloroform	ND		ug/kg	1.5	0.37	1
Carbon tetrachloride	ND		ug/kg	1.0	0.21	1
1,2-Dichloropropane	ND		ug/kg	3.5	0.23	1
Dibromochloromethane	ND		ug/kg	1.0	0.16	1
1,1,2-Trichloroethane	ND		ug/kg	1.5	0.31	1
Tetrachloroethene	0.35	J	ug/kg	1.0	0.14	1
Chlorobenzene	ND		ug/kg	1.0	0.35	1
Trichlorofluoromethane	ND		ug/kg	5.0	0.39	1
1,2-Dichloroethane	ND		ug/kg	1.0	0.11	1
1,1,1-Trichloroethane	ND		ug/kg	1.0	0.11	1
Bromodichloromethane	ND		ug/kg	1.0	0.18	1
trans-1,3-Dichloropropene	ND		ug/kg	1.0	0.12	1
cis-1,3-Dichloropropene	ND		ug/kg	1.0	0.12	1
Bromoform	ND		ug/kg	4.0	0.24	1
1,1,2,2-Tetrachloroethane	ND		ug/kg	1.0	0.10	1
Benzene	0.86	J	ug/kg	1.0	0.12	1
Toluene	3.8		ug/kg	1.5	0.20	1
Ethylbenzene	0.55	J	ug/kg	1.0	0.13	1
Chloromethane	ND		ug/kg	5.0	0.30	1
Bromomethane	ND		ug/kg	2.0	0.34	1
Vinyl chloride	ND		ug/kg	2.0	0.12	1
Chloroethane	ND		ug/kg	2.0	0.32	1
1,1-Dichloroethene	ND		ug/kg	1.0	0.26	1
trans-1,2-Dichloroethene	ND		ug/kg	1.5	0.21	1
Trichloroethene	ND		ug/kg	1.0	0.13	1
1,2-Dichlorobenzene	ND		ug/kg	5.0	0.15	1
1,3-Dichlorobenzene	ND		ug/kg	5.0	0.14	1
1,4-Dichlorobenzene	ND		ug/kg	5.0	0.14	1

Project Name: CPG YONKERS NY
Project Number: Not Specified
Lab Number: L1641295
Report Date: 12/30/16

SAMPLE RESULTS

Lab ID: L1641295-04
Client ID: B-8, 2-6'
Sample Location: YONKERS, NY
Date Collected: 12/20/16 15:10
Date Received: 12/20/16
Field Prep: Not Specified

Parameter	Result	Qualifier	Units	RL	MDL	Dilution Factor
Volatile Organics by 8260/5035 - Westborough Lab						
Methyl tert butyl ether	ND		ug/kg	2.0	0.09	1
p/m-Xylene	1.8	J	ug/kg	2.0	0.35	1
o-Xylene	0.66	J	ug/kg	2.0	0.34	1
cis-1,2-Dichloroethene	ND		ug/kg	1.0	0.14	1
Styrene	ND		ug/kg	2.0	0.41	1
Dichlorodifluoromethane	ND		ug/kg	10	0.19	1
Acetone	ND		ug/kg	10	1.0	1
Carbon disulfide	ND		ug/kg	10	1.1	1
2-Butanone	ND		ug/kg	10	0.27	1
4-Methyl-2-pentanone	ND		ug/kg	10	0.25	1
2-Hexanone	ND		ug/kg	10	0.67	1
Bromochloromethane	ND		ug/kg	5.0	0.28	1
1,2-Dibromoethane	ND		ug/kg	4.0	0.18	1
1,2-Dibromo-3-chloropropane	ND		ug/kg	5.0	0.40	1
Isopropylbenzene	ND		ug/kg	1.0	0.10	1
1,2,3-Trichlorobenzene	ND		ug/kg	5.0	0.15	1
1,2,4-Trichlorobenzene	ND		ug/kg	5.0	0.18	1
Methyl Acetate	ND		ug/kg	20	0.27	1
Cyclohexane	2.3	J	ug/kg	20	0.15	1
1,4-Dioxane	ND		ug/kg	100	14.	1
Freon-113	ND		ug/kg	20	0.28	1
Methyl cyclohexane	1.9	J	ug/kg	4.0	0.16	1

Project Name: CPG YONKERS NY
Project Number: Not Specified
Lab Number: L1641295
Report Date: 12/30/16

SAMPLE RESULTS

Lab ID: L1641295-04
Client ID: B-8, 2-6'
Sample Location: YONKERS, NY
Date Collected: 12/20/16 15:10
Date Received: 12/20/16
Field Prep: Not Specified

Parameter	Result	Qualifier	Units	RL	MDL	Dilution Factor
Volatile Organics by 8260/5035 - Westborough Lab						
Tentatively Identified Compounds						
Total TIC Compounds	92.6	J	ug/kg			1
Unknown	3.47	J	ug/kg			1
Butane, 2-Methyl-	29.1	NJ	ug/kg			1
Unknown	2.06	J	ug/kg			1
Unknown	2.96	J	ug/kg			1
Pentane, 2-methyl-	7.68	NJ	ug/kg			1
Unknown	7.16	J	ug/kg			1
Unknown	18.2	J	ug/kg			1
Cyclopentane, Methyl-	2.65	NJ	ug/kg			1
Pentane	15.7	NJ	ug/kg			1
n-Hexane	3.61	NJ	ug/kg			1

Surrogate	% Recovery	Qualifier	Acceptance Criteria
1,2-Dichloroethane-d4	95		70-130
Toluene-d8	96		70-130
4-Bromofluorobenzene	84		70-130
Dibromofluoromethane	102		70-130

Project Name: CPG YONKERS NY
Project Number: Not Specified
Lab Number: L1641295
Report Date: 12/30/16

SAMPLE RESULTS

Lab ID: L1641295-05
Client ID: B-7, S3, 4-6'
Sample Location: YONKERS, NY
Matrix: Soil
Analytical Method: 1,8260C
Analytical Date: 12/27/16 10:57
Analyst: MV
Percent Solids: 87%

Date Collected: 12/20/16 15:00
Date Received: 12/20/16
Field Prep: Not Specified

Parameter	Result	Qualifier	Units	RL	MDL	Dilution Factor
Volatile Organics by 8260/5035 - Westborough Lab						
Methylene chloride	ND		ug/kg	10	1.2	1
1,1-Dichloroethane	ND		ug/kg	1.6	0.09	1
Chloroform	ND		ug/kg	1.6	0.39	1
Carbon tetrachloride	ND		ug/kg	1.0	0.22	1
1,2-Dichloropropane	ND		ug/kg	3.7	0.24	1
Dibromochloromethane	ND		ug/kg	1.0	0.16	1
1,1,2-Trichloroethane	ND		ug/kg	1.6	0.32	1
Tetrachloroethene	ND		ug/kg	1.0	0.15	1
Chlorobenzene	ND		ug/kg	1.0	0.36	1
Trichlorofluoromethane	ND		ug/kg	5.2	0.41	1
1,2-Dichloroethane	ND		ug/kg	1.0	0.12	1
1,1,1-Trichloroethane	ND		ug/kg	1.0	0.12	1
Bromodichloromethane	ND		ug/kg	1.0	0.18	1
trans-1,3-Dichloropropene	ND		ug/kg	1.0	0.13	1
cis-1,3-Dichloropropene	ND		ug/kg	1.0	0.12	1
Bromoform	ND		ug/kg	4.2	0.25	1
1,1,2,2-Tetrachloroethane	ND		ug/kg	1.0	0.10	1
Benzene	0.36	J	ug/kg	1.0	0.12	1
Toluene	1.5	J	ug/kg	1.6	0.20	1
Ethylbenzene	0.21	J	ug/kg	1.0	0.13	1
Chloromethane	ND		ug/kg	5.2	0.31	1
Bromomethane	ND		ug/kg	2.1	0.35	1
Vinyl chloride	ND		ug/kg	2.1	0.12	1
Chloroethane	ND		ug/kg	2.1	0.33	1
1,1-Dichloroethene	ND		ug/kg	1.0	0.27	1
trans-1,2-Dichloroethene	ND		ug/kg	1.6	0.22	1
Trichloroethene	ND		ug/kg	1.0	0.13	1
1,2-Dichlorobenzene	ND		ug/kg	5.2	0.16	1
1,3-Dichlorobenzene	ND		ug/kg	5.2	0.14	1
1,4-Dichlorobenzene	ND		ug/kg	5.2	0.14	1

Project Name: CPG YONKERS NY **Lab Number:** L1641295

Project Number: Not Specified **Report Date:** 12/30/16

SAMPLE RESULTS

Lab ID: L1641295-05 Date Collected: 12/20/16 15:00

Client ID: B-7, S3, 4-6' Date Received: 12/20/16

Sample Location: YONKERS, NY Field Prep: Not Specified

Parameter	Result	Qualifier	Units	RL	MDL	Dilution Factor
Volatile Organics by 8260/5035 - Westborough Lab						
Methyl tert butyl ether	ND		ug/kg	2.1	0.09	1
p/m-Xylene	0.68	J	ug/kg	2.1	0.37	1
o-Xylene	ND		ug/kg	2.1	0.35	1
cis-1,2-Dichloroethene	ND		ug/kg	1.0	0.15	1
Styrene	ND		ug/kg	2.1	0.42	1
Dichlorodifluoromethane	ND		ug/kg	10	0.20	1
Acetone	ND		ug/kg	10	1.1	1
Carbon disulfide	ND		ug/kg	10	1.2	1
2-Butanone	ND		ug/kg	10	0.28	1
4-Methyl-2-pentanone	ND		ug/kg	10	0.26	1
2-Hexanone	ND		ug/kg	10	0.70	1
Bromochloromethane	ND		ug/kg	5.2	0.29	1
1,2-Dibromoethane	ND		ug/kg	4.2	0.18	1
1,2-Dibromo-3-chloropropane	ND		ug/kg	5.2	0.41	1
Isopropylbenzene	ND		ug/kg	1.0	0.11	1
1,2,3-Trichlorobenzene	ND		ug/kg	5.2	0.15	1
1,2,4-Trichlorobenzene	ND		ug/kg	5.2	0.19	1
Methyl Acetate	ND		ug/kg	21	0.28	1
Cyclohexane	0.52	J	ug/kg	21	0.15	1
1,4-Dioxane	ND		ug/kg	100	15.	1
Freon-113	ND		ug/kg	21	0.29	1
Methyl cyclohexane	0.38	J	ug/kg	4.2	0.16	1

Tentatively Identified Compounds				
Total TIC Compounds	12.8	J	ug/kg	1
Butane, 2-Methyl-	6.19	NJ	ug/kg	1
Unknown	3.34	J	ug/kg	1
Pentane	3.26	NJ	ug/kg	1

Surrogate	% Recovery	Qualifier	Acceptance Criteria
1,2-Dichloroethane-d4	103		70-130
Toluene-d8	94		70-130
4-Bromofluorobenzene	83		70-130
Dibromofluoromethane	101		70-130

Project Name: CPG YONKERS NY
Project Number: Not Specified
Lab Number: L1641295
Report Date: 12/30/16

SAMPLE RESULTS

Lab ID: L1641295-06
Client ID: B-6, S2, 2-4'
Sample Location: YONKERS, NY
Matrix: Soil
Analytical Method: 1,8260C
Analytical Date: 12/27/16 11:25
Analyst: MV
Percent Solids: 89%

Date Collected: 12/20/16 14:55
Date Received: 12/20/16
Field Prep: Not Specified

Parameter	Result	Qualifier	Units	RL	MDL	Dilution Factor
Volatile Organics by 8260/5035 - Westborough Lab						
Methylene chloride	ND		ug/kg	11	1.2	1
1,1-Dichloroethane	ND		ug/kg	1.7	0.10	1
Chloroform	ND		ug/kg	1.7	0.42	1
Carbon tetrachloride	ND		ug/kg	1.1	0.24	1
1,2-Dichloropropane	ND		ug/kg	4.0	0.26	1
Dibromochloromethane	ND		ug/kg	1.1	0.17	1
1,1,2-Trichloroethane	ND		ug/kg	1.7	0.34	1
Tetrachloroethene	ND		ug/kg	1.1	0.16	1
Chlorobenzene	ND		ug/kg	1.1	0.39	1
Trichlorofluoromethane	ND		ug/kg	5.6	0.44	1
1,2-Dichloroethane	ND		ug/kg	1.1	0.13	1
1,1,1-Trichloroethane	ND		ug/kg	1.1	0.12	1
Bromodichloromethane	ND		ug/kg	1.1	0.20	1
trans-1,3-Dichloropropene	ND		ug/kg	1.1	0.14	1
cis-1,3-Dichloropropene	ND		ug/kg	1.1	0.13	1
Bromoform	ND		ug/kg	4.5	0.27	1
1,1,2,2-Tetrachloroethane	ND		ug/kg	1.1	0.11	1
Benzene	0.28	J	ug/kg	1.1	0.13	1
Toluene	1.1	J	ug/kg	1.7	0.22	1
Ethylbenzene	ND		ug/kg	1.1	0.14	1
Chloromethane	ND		ug/kg	5.6	0.33	1
Bromomethane	ND		ug/kg	2.2	0.38	1
Vinyl chloride	ND		ug/kg	2.2	0.13	1
Chloroethane	ND		ug/kg	2.2	0.36	1
1,1-Dichloroethene	ND		ug/kg	1.1	0.30	1
trans-1,2-Dichloroethene	ND		ug/kg	1.7	0.24	1
Trichloroethene	ND		ug/kg	1.1	0.14	1
1,2-Dichlorobenzene	ND		ug/kg	5.6	0.17	1
1,3-Dichlorobenzene	ND		ug/kg	5.6	0.15	1
1,4-Dichlorobenzene	ND		ug/kg	5.6	0.16	1

Project Name: CPG YONKERS NY **Lab Number:** L1641295

Project Number: Not Specified **Report Date:** 12/30/16

SAMPLE RESULTS

Lab ID: L1641295-06 Date Collected: 12/20/16 14:55

Client ID: B-6, S2, 2-4' Date Received: 12/20/16

Sample Location: YONKERS, NY Field Prep: Not Specified

Parameter	Result	Qualifier	Units	RL	MDL	Dilution Factor
Volatile Organics by 8260/5035 - Westborough Lab						
Methyl tert butyl ether	ND		ug/kg	2.2	0.10	1
p/m-Xylene	0.41	J	ug/kg	2.2	0.40	1
o-Xylene	ND		ug/kg	2.2	0.38	1
cis-1,2-Dichloroethene	ND		ug/kg	1.1	0.16	1
Styrene	ND		ug/kg	2.2	0.45	1
Dichlorodifluoromethane	ND		ug/kg	11	0.22	1
Acetone	24		ug/kg	11	1.2	1
Carbon disulfide	ND		ug/kg	11	1.2	1
2-Butanone	ND		ug/kg	11	0.31	1
4-Methyl-2-pentanone	ND		ug/kg	11	0.28	1
2-Hexanone	ND		ug/kg	11	0.75	1
Bromochloromethane	ND		ug/kg	5.6	0.31	1
1,2-Dibromoethane	ND		ug/kg	4.5	0.20	1
1,2-Dibromo-3-chloropropane	ND		ug/kg	5.6	0.45	1
Isopropylbenzene	ND		ug/kg	1.1	0.12	1
1,2,3-Trichlorobenzene	ND		ug/kg	5.6	0.17	1
1,2,4-Trichlorobenzene	ND		ug/kg	5.6	0.20	1
Methyl Acetate	ND		ug/kg	22	0.30	1
Cyclohexane	0.29	J	ug/kg	22	0.16	1
1,4-Dioxane	ND		ug/kg	110	16.	1
Freon-113	ND		ug/kg	22	0.31	1
Methyl cyclohexane	0.24	J	ug/kg	4.5	0.17	1

Tentatively Identified Compounds				
Total TIC Compounds	3.56	J	ug/kg	1
Butane, 2-Methyl-	3.56	NJ	ug/kg	1

Surrogate	% Recovery	Qualifier	Acceptance Criteria
1,2-Dichloroethane-d4	94		70-130
Toluene-d8	97		70-130
4-Bromofluorobenzene	84		70-130
Dibromofluoromethane	100		70-130

Project Name: CPG YONKERS NY
Project Number: Not Specified
Lab Number: L1641295
Report Date: 12/30/16

SAMPLE RESULTS

Lab ID: L1641295-07
Client ID: B-4, S2, 2-4'
Sample Location: YONKERS, NY
Matrix: Soil
Analytical Method: 1,8260C
Analytical Date: 12/27/16 11:53
Analyst: MV
Percent Solids: 86%

Date Collected: 12/20/16 14:50
Date Received: 12/20/16
Field Prep: Not Specified

Parameter	Result	Qualifier	Units	RL	MDL	Dilution Factor
Volatile Organics by 8260/5035 - Westborough Lab						
Methylene chloride	ND		ug/kg	11	1.2	1
1,1-Dichloroethane	ND		ug/kg	1.6	0.09	1
Chloroform	ND		ug/kg	1.6	0.41	1
Carbon tetrachloride	ND		ug/kg	1.1	0.23	1
1,2-Dichloropropane	ND		ug/kg	3.8	0.25	1
Dibromochloromethane	ND		ug/kg	1.1	0.17	1
1,1,2-Trichloroethane	ND		ug/kg	1.6	0.34	1
Tetrachloroethene	0.24	J	ug/kg	1.1	0.15	1
Chlorobenzene	ND		ug/kg	1.1	0.38	1
Trichlorofluoromethane	ND		ug/kg	5.5	0.43	1
1,2-Dichloroethane	ND		ug/kg	1.1	0.12	1
1,1,1-Trichloroethane	ND		ug/kg	1.1	0.12	1
Bromodichloromethane	ND		ug/kg	1.1	0.19	1
trans-1,3-Dichloropropene	ND		ug/kg	1.1	0.13	1
cis-1,3-Dichloropropene	ND		ug/kg	1.1	0.13	1
Bromoform	ND		ug/kg	4.4	0.26	1
1,1,2,2-Tetrachloroethane	ND		ug/kg	1.1	0.11	1
Benzene	0.52	J	ug/kg	1.1	0.13	1
Toluene	2.4		ug/kg	1.6	0.21	1
Ethylbenzene	0.36	J	ug/kg	1.1	0.14	1
Chloromethane	ND		ug/kg	5.5	0.32	1
Bromomethane	ND		ug/kg	2.2	0.37	1
Vinyl chloride	ND		ug/kg	2.2	0.13	1
Chloroethane	ND		ug/kg	2.2	0.35	1
1,1-Dichloroethene	ND		ug/kg	1.1	0.29	1
trans-1,2-Dichloroethene	ND		ug/kg	1.6	0.23	1
Trichloroethene	ND		ug/kg	1.1	0.14	1
1,2-Dichlorobenzene	ND		ug/kg	5.5	0.17	1
1,3-Dichlorobenzene	ND		ug/kg	5.5	0.15	1
1,4-Dichlorobenzene	ND		ug/kg	5.5	0.15	1

Project Name: CPG YONKERS NY **Lab Number:** L1641295

Project Number: Not Specified **Report Date:** 12/30/16

SAMPLE RESULTS

Lab ID: L1641295-07 Date Collected: 12/20/16 14:50

Client ID: B-4, S2, 2-4' Date Received: 12/20/16

Sample Location: YONKERS, NY Field Prep: Not Specified

Parameter	Result	Qualifier	Units	RL	MDL	Dilution Factor
Volatile Organics by 8260/5035 - Westborough Lab						
Methyl tert butyl ether	ND		ug/kg	2.2	0.09	1
p/m-Xylene	1.2	J	ug/kg	2.2	0.39	1
o-Xylene	0.47	J	ug/kg	2.2	0.37	1
cis-1,2-Dichloroethene	ND		ug/kg	1.1	0.16	1
Styrene	ND		ug/kg	2.2	0.44	1
Dichlorodifluoromethane	ND		ug/kg	11	0.21	1
Acetone	ND		ug/kg	11	1.1	1
Carbon disulfide	ND		ug/kg	11	1.2	1
2-Butanone	ND		ug/kg	11	0.30	1
4-Methyl-2-pentanone	ND		ug/kg	11	0.27	1
2-Hexanone	ND		ug/kg	11	0.73	1
Bromochloromethane	ND		ug/kg	5.5	0.30	1
1,2-Dibromoethane	ND		ug/kg	4.4	0.19	1
1,2-Dibromo-3-chloropropane	ND		ug/kg	5.5	0.44	1
Isopropylbenzene	ND		ug/kg	1.1	0.11	1
1,2,3-Trichlorobenzene	ND		ug/kg	5.5	0.16	1
1,2,4-Trichlorobenzene	ND		ug/kg	5.5	0.20	1
Methyl Acetate	ND		ug/kg	22	0.30	1
Cyclohexane	1.0	J	ug/kg	22	0.16	1
1,4-Dioxane	ND		ug/kg	110	16.	1
Freon-113	ND		ug/kg	22	0.30	1
Methyl cyclohexane	0.85	J	ug/kg	4.4	0.17	1

Tentatively Identified Compounds				
Total TIC Compounds	22.9	J	ug/kg	1
Pentane, 2-methyl-	3.49	NJ	ug/kg	1
Butane, 2-Methyl-	13.1	NJ	ug/kg	1
Unknown	6.35	J	ug/kg	1

Surrogate	% Recovery	Qualifier	Acceptance Criteria
1,2-Dichloroethane-d4	96		70-130
Toluene-d8	96		70-130
4-Bromofluorobenzene	83		70-130
Dibromofluoromethane	101		70-130

Project Name: CPG YONKERS NY
Project Number: Not Specified
Lab Number: L1641295
Report Date: 12/30/16

SAMPLE RESULTS

Lab ID: L1641295-08
Client ID: B-3, S2, 2-4'
Sample Location: YONKERS, NY
Matrix: Soil
Analytical Method: 1,8260C
Analytical Date: 12/27/16 12:21
Analyst: MV
Percent Solids: 88%

Date Collected: 12/21/16 14:15
Date Received: 12/21/16
Field Prep: Not Specified

Parameter	Result	Qualifier	Units	RL	MDL	Dilution Factor
Volatile Organics by 8260/5035 - Westborough Lab						
Methylene chloride	ND		ug/kg	9.8	1.1	1
1,1-Dichloroethane	ND		ug/kg	1.5	0.08	1
Chloroform	ND		ug/kg	1.5	0.36	1
Carbon tetrachloride	ND		ug/kg	0.98	0.21	1
1,2-Dichloropropane	ND		ug/kg	3.4	0.22	1
Dibromochloromethane	ND		ug/kg	0.98	0.15	1
1,1,2-Trichloroethane	ND		ug/kg	1.5	0.30	1
Tetrachloroethene	0.28	J	ug/kg	0.98	0.14	1
Chlorobenzene	ND		ug/kg	0.98	0.34	1
Trichlorofluoromethane	ND		ug/kg	4.9	0.38	1
1,2-Dichloroethane	ND		ug/kg	0.98	0.11	1
1,1,1-Trichloroethane	ND		ug/kg	0.98	0.11	1
Bromodichloromethane	ND		ug/kg	0.98	0.17	1
trans-1,3-Dichloropropene	ND		ug/kg	0.98	0.12	1
cis-1,3-Dichloropropene	ND		ug/kg	0.98	0.12	1
Bromoform	ND		ug/kg	3.9	0.23	1
1,1,2,2-Tetrachloroethane	ND		ug/kg	0.98	0.10	1
Benzene	0.71	J	ug/kg	0.98	0.12	1
Toluene	2.4		ug/kg	1.5	0.19	1
Ethylbenzene	0.32	J	ug/kg	0.98	0.12	1
Chloromethane	ND		ug/kg	4.9	0.29	1
Bromomethane	ND		ug/kg	2.0	0.33	1
Vinyl chloride	ND		ug/kg	2.0	0.12	1
Chloroethane	ND		ug/kg	2.0	0.31	1
1,1-Dichloroethene	ND		ug/kg	0.98	0.26	1
trans-1,2-Dichloroethene	ND		ug/kg	1.5	0.21	1
Trichloroethene	ND		ug/kg	0.98	0.12	1
1,2-Dichlorobenzene	ND		ug/kg	4.9	0.15	1
1,3-Dichlorobenzene	ND		ug/kg	4.9	0.13	1
1,4-Dichlorobenzene	ND		ug/kg	4.9	0.14	1

Project Name: CPG YONKERS NY
Project Number: Not Specified
Lab Number: L1641295
Report Date: 12/30/16

SAMPLE RESULTS

Lab ID: L1641295-08
Client ID: B-3, S2, 2-4'
Sample Location: YONKERS, NY
Date Collected: 12/21/16 14:15
Date Received: 12/21/16
Field Prep: Not Specified

Parameter	Result	Qualifier	Units	RL	MDL	Dilution Factor
Volatile Organics by 8260/5035 - Westborough Lab						
Methyl tert butyl ether	ND		ug/kg	2.0	0.08	1
p/m-Xylene	1.1	J	ug/kg	2.0	0.34	1
o-Xylene	0.39	J	ug/kg	2.0	0.33	1
cis-1,2-Dichloroethene	ND		ug/kg	0.98	0.14	1
Styrene	ND		ug/kg	2.0	0.40	1
Dichlorodifluoromethane	ND		ug/kg	9.8	0.19	1
Acetone	12		ug/kg	9.8	1.0	1
Carbon disulfide	ND		ug/kg	9.8	1.1	1
2-Butanone	ND		ug/kg	9.8	0.27	1
4-Methyl-2-pentanone	ND		ug/kg	9.8	0.24	1
2-Hexanone	ND		ug/kg	9.8	0.66	1
Bromochloromethane	ND		ug/kg	4.9	0.27	1
1,2-Dibromoethane	ND		ug/kg	3.9	0.17	1
1,2-Dibromo-3-chloropropane	ND		ug/kg	4.9	0.39	1
Isopropylbenzene	ND		ug/kg	0.98	0.10	1
1,2,3-Trichlorobenzene	ND		ug/kg	4.9	0.14	1
1,2,4-Trichlorobenzene	ND		ug/kg	4.9	0.18	1
Methyl Acetate	ND		ug/kg	20	0.26	1
Cyclohexane	0.99	J	ug/kg	20	0.14	1
1,4-Dioxane	ND		ug/kg	98	14.	1
Freon-113	ND		ug/kg	20	0.27	1
Methyl cyclohexane	0.81	J	ug/kg	3.9	0.15	1

Tentatively Identified Compounds				
Total TIC Compounds	34.5	J	ug/kg	1
Butane, 2-Methyl-	14.2	NJ	ug/kg	1
Pentane, 2-methyl-	3.93	NJ	ug/kg	1
Unknown	2.16	J	ug/kg	1
Pentane	7.66	NJ	ug/kg	1
Unknown	6.55	J	ug/kg	1

Project Name: CPG YONKERS NY **Lab Number:** L1641295

Project Number: Not Specified **Report Date:** 12/30/16

SAMPLE RESULTS

Lab ID: L1641295-08 Date Collected: 12/21/16 14:15

Client ID: B-3, S2, 2-4' Date Received: 12/21/16

Sample Location: YONKERS, NY Field Prep: Not Specified

Parameter	Result	Qualifier	Units	RL	MDL	Dilution Factor
Volatile Organics by 8260/5035 - Westborough Lab						

Surrogate	% Recovery	Qualifier	Acceptance Criteria
1,2-Dichloroethane-d4	95		70-130
Toluene-d8	96		70-130
4-Bromofluorobenzene	84		70-130
Dibromofluoromethane	102		70-130

Project Name: CPG YONKERS NY
Project Number: Not Specified
Lab Number: L1641295
Report Date: 12/30/16

SAMPLE RESULTS

Lab ID: L1641295-09
Client ID: B-1, S2, 2-4'
Sample Location: YONKERS, NY
Matrix: Soil
Analytical Method: 1,8260C
Analytical Date: 12/27/16 12:48
Analyst: MV
Percent Solids: 88%

Date Collected: 12/21/16 14:25
Date Received: 12/21/16
Field Prep: Not Specified

Parameter	Result	Qualifier	Units	RL	MDL	Dilution Factor
Volatile Organics by 8260/5035 - Westborough Lab						
Methylene chloride	ND		ug/kg	10	1.1	1
1,1-Dichloroethane	ND		ug/kg	1.6	0.09	1
Chloroform	ND		ug/kg	1.6	0.38	1
Carbon tetrachloride	ND		ug/kg	1.0	0.22	1
1,2-Dichloropropane	ND		ug/kg	3.6	0.24	1
Dibromochloromethane	ND		ug/kg	1.0	0.16	1
1,1,2-Trichloroethane	ND		ug/kg	1.6	0.32	1
Tetrachloroethene	0.35	J	ug/kg	1.0	0.14	1
Chlorobenzene	ND		ug/kg	1.0	0.36	1
Trichlorofluoromethane	ND		ug/kg	5.2	0.40	1
1,2-Dichloroethane	ND		ug/kg	1.0	0.12	1
1,1,1-Trichloroethane	ND		ug/kg	1.0	0.11	1
Bromodichloromethane	ND		ug/kg	1.0	0.18	1
trans-1,3-Dichloropropene	ND		ug/kg	1.0	0.12	1
cis-1,3-Dichloropropene	ND		ug/kg	1.0	0.12	1
Bromoform	ND		ug/kg	4.1	0.24	1
1,1,2,2-Tetrachloroethane	ND		ug/kg	1.0	0.10	1
Benzene	0.50	J	ug/kg	1.0	0.12	1
Toluene	3.0		ug/kg	1.6	0.20	1
Ethylbenzene	0.36	J	ug/kg	1.0	0.13	1
Chloromethane	ND		ug/kg	5.2	0.30	1
Bromomethane	ND		ug/kg	2.1	0.35	1
Vinyl chloride	ND		ug/kg	2.1	0.12	1
Chloroethane	ND		ug/kg	2.1	0.33	1
1,1-Dichloroethene	ND		ug/kg	1.0	0.27	1
trans-1,2-Dichloroethene	ND		ug/kg	1.6	0.22	1
Trichloroethene	ND		ug/kg	1.0	0.13	1
1,2-Dichlorobenzene	ND		ug/kg	5.2	0.16	1
1,3-Dichlorobenzene	ND		ug/kg	5.2	0.14	1
1,4-Dichlorobenzene	ND		ug/kg	5.2	0.14	1

Project Name: CPG YONKERS NY
Project Number: Not Specified
Lab Number: L1641295
Report Date: 12/30/16

SAMPLE RESULTS

Lab ID: L1641295-09
Client ID: B-1, S2, 2-4'
Sample Location: YONKERS, NY
Date Collected: 12/21/16 14:25
Date Received: 12/21/16
Field Prep: Not Specified

Parameter	Result	Qualifier	Units	RL	MDL	Dilution Factor
Volatile Organics by 8260/5035 - Westborough Lab						
Methyl tert butyl ether	ND		ug/kg	2.1	0.09	1
p/m-Xylene	1.2	J	ug/kg	2.1	0.36	1
o-Xylene	0.44	J	ug/kg	2.1	0.35	1
cis-1,2-Dichloroethene	ND		ug/kg	1.0	0.15	1
Styrene	ND		ug/kg	2.1	0.42	1
Dichlorodifluoromethane	ND		ug/kg	10	0.20	1
Acetone	52		ug/kg	10	1.1	1
Carbon disulfide	ND		ug/kg	10	1.1	1
2-Butanone	ND		ug/kg	10	0.28	1
4-Methyl-2-pentanone	ND		ug/kg	10	0.25	1
2-Hexanone	ND		ug/kg	10	0.69	1
Bromochloromethane	ND		ug/kg	5.2	0.29	1
1,2-Dibromoethane	ND		ug/kg	4.1	0.18	1
1,2-Dibromo-3-chloropropane	ND		ug/kg	5.2	0.41	1
Isopropylbenzene	ND		ug/kg	1.0	0.11	1
1,2,3-Trichlorobenzene	ND		ug/kg	5.2	0.15	1
1,2,4-Trichlorobenzene	ND		ug/kg	5.2	0.19	1
Methyl Acetate	ND		ug/kg	21	0.28	1
Cyclohexane	0.84	J	ug/kg	21	0.15	1
1,4-Dioxane	ND		ug/kg	100	15.	1
Freon-113	ND		ug/kg	21	0.28	1
Methyl cyclohexane	0.64	J	ug/kg	4.1	0.16	1

Tentatively Identified Compounds				
Total TIC Compounds	30.0	J	ug/kg	1
Pentane, 2-methyl-	3.74	NJ	ug/kg	1
Unknown	2.20	J	ug/kg	1
Butane, 2-Methyl-	11.0	NJ	ug/kg	1
Unknown	4.92	J	ug/kg	1
Pentane	5.80	NJ	ug/kg	1
Unknown	2.38	J	ug/kg	1

Project Name: CPG YONKERS NY **Lab Number:** L1641295

Project Number: Not Specified **Report Date:** 12/30/16

SAMPLE RESULTS

Lab ID: L1641295-09 Date Collected: 12/21/16 14:25

Client ID: B-1, S2, 2-4' Date Received: 12/21/16

Sample Location: YONKERS, NY Field Prep: Not Specified

Parameter	Result	Qualifier	Units	RL	MDL	Dilution Factor
Volatile Organics by 8260/5035 - Westborough Lab						

Surrogate	% Recovery	Qualifier	Acceptance Criteria
1,2-Dichloroethane-d4	95		70-130
Toluene-d8	97		70-130
4-Bromofluorobenzene	83		70-130
Dibromofluoromethane	103		70-130

Project Name: CPG YONKERS NY
Project Number: Not Specified
Lab Number: L1641295
Report Date: 12/30/16

SAMPLE RESULTS

Lab ID: L1641295-10
Client ID: B-2
Sample Location: YONKERS, NY
Matrix: Soil
Analytical Method: 1,8260C
Analytical Date: 12/27/16 13:16
Analyst: MV
Percent Solids: 89%

Date Collected: 12/21/16 14:35
Date Received: 12/21/16
Field Prep: Not Specified

Parameter	Result	Qualifier	Units	RL	MDL	Dilution Factor
Volatile Organics by 8260/5035 - Westborough Lab						
Methylene chloride	ND		ug/kg	8.5	0.94	1
1,1-Dichloroethane	ND		ug/kg	1.3	0.07	1
Chloroform	ND		ug/kg	1.3	0.31	1
Carbon tetrachloride	ND		ug/kg	0.85	0.18	1
1,2-Dichloropropane	ND		ug/kg	3.0	0.19	1
Dibromochloromethane	ND		ug/kg	0.85	0.13	1
1,1,2-Trichloroethane	ND		ug/kg	1.3	0.26	1
Tetrachloroethene	0.14	J	ug/kg	0.85	0.12	1
Chlorobenzene	ND		ug/kg	0.85	0.30	1
Trichlorofluoromethane	ND		ug/kg	4.2	0.33	1
1,2-Dichloroethane	ND		ug/kg	0.85	0.10	1
1,1,1-Trichloroethane	ND		ug/kg	0.85	0.09	1
Bromodichloromethane	ND		ug/kg	0.85	0.15	1
trans-1,3-Dichloropropene	ND		ug/kg	0.85	0.10	1
cis-1,3-Dichloropropene	ND		ug/kg	0.85	0.10	1
Bromoform	ND		ug/kg	3.4	0.20	1
1,1,2,2-Tetrachloroethane	ND		ug/kg	0.85	0.09	1
Benzene	0.25	J	ug/kg	0.85	0.10	1
Toluene	0.65	J	ug/kg	1.3	0.16	1
Ethylbenzene	0.11	J	ug/kg	0.85	0.11	1
Chloromethane	ND		ug/kg	4.2	0.25	1
Bromomethane	ND		ug/kg	1.7	0.29	1
Vinyl chloride	ND		ug/kg	1.7	0.10	1
Chloroethane	ND		ug/kg	1.7	0.27	1
1,1-Dichloroethene	ND		ug/kg	0.85	0.22	1
trans-1,2-Dichloroethene	ND		ug/kg	1.3	0.18	1
Trichloroethene	ND		ug/kg	0.85	0.11	1
1,2-Dichlorobenzene	ND		ug/kg	4.2	0.13	1
1,3-Dichlorobenzene	ND		ug/kg	4.2	0.11	1
1,4-Dichlorobenzene	ND		ug/kg	4.2	0.12	1

Project Name: CPG YONKERS NY **Lab Number:** L1641295

Project Number: Not Specified **Report Date:** 12/30/16

SAMPLE RESULTS

Lab ID: L1641295-10 Date Collected: 12/21/16 14:35

Client ID: B-2 Date Received: 12/21/16

Sample Location: YONKERS, NY Field Prep: Not Specified

Parameter	Result	Qualifier	Units	RL	MDL	Dilution Factor
Volatile Organics by 8260/5035 - Westborough Lab						
Methyl tert butyl ether	ND		ug/kg	1.7	0.07	1
p/m-Xylene	0.33	J	ug/kg	1.7	0.30	1
o-Xylene	ND		ug/kg	1.7	0.29	1
cis-1,2-Dichloroethene	ND		ug/kg	0.85	0.12	1
Styrene	ND		ug/kg	1.7	0.34	1
Dichlorodifluoromethane	ND		ug/kg	8.5	0.16	1
Acetone	86		ug/kg	8.5	0.88	1
Carbon disulfide	ND		ug/kg	8.5	0.94	1
2-Butanone	ND		ug/kg	8.5	0.23	1
4-Methyl-2-pentanone	ND		ug/kg	8.5	0.21	1
2-Hexanone	ND		ug/kg	8.5	0.56	1
Bromochloromethane	ND		ug/kg	4.2	0.23	1
1,2-Dibromoethane	ND		ug/kg	3.4	0.15	1
1,2-Dibromo-3-chloropropane	ND		ug/kg	4.2	0.34	1
Isopropylbenzene	ND		ug/kg	0.85	0.09	1
1,2,3-Trichlorobenzene	ND		ug/kg	4.2	0.12	1
1,2,4-Trichlorobenzene	ND		ug/kg	4.2	0.15	1
Methyl Acetate	ND		ug/kg	17	0.23	1
Cyclohexane	ND		ug/kg	17	0.12	1
1,4-Dioxane	ND		ug/kg	85	12.	1
Freon-113	ND		ug/kg	17	0.23	1
Methyl cyclohexane	ND		ug/kg	3.4	0.13	1

Tentatively Identified Compounds				
Total TIC Compounds	7.29	J	ug/kg	1
Unknown	2.20	J	ug/kg	1
Unknown	5.09	J	ug/kg	1

Surrogate	% Recovery	Qualifier	Acceptance Criteria
1,2-Dichloroethane-d4	95		70-130
Toluene-d8	97		70-130
4-Bromofluorobenzene	85		70-130
Dibromofluoromethane	103		70-130

Project Name: CPG YONKERS NY
Project Number: Not Specified

Lab Number: L1641295
Report Date: 12/30/16

Method Blank Analysis
Batch Quality Control

Analytical Method: 1,8260C
Analytical Date: 12/22/16 09:12
Analyst: BN

Parameter	Result	Qualifier	Units	RL	MDL
Volatile Organics by 8260/5035 - Westborough Lab for sample(s): 01-02 Batch: WG963936-5					
Methylene chloride	ND		ug/kg	10	1.1
1,1-Dichloroethane	ND		ug/kg	1.5	0.09
Chloroform	ND		ug/kg	1.5	0.37
Carbon tetrachloride	ND		ug/kg	1.0	0.21
1,2-Dichloropropane	ND		ug/kg	3.5	0.23
Dibromochloromethane	ND		ug/kg	1.0	0.15
1,1,2-Trichloroethane	ND		ug/kg	1.5	0.30
Tetrachloroethene	ND		ug/kg	1.0	0.14
Chlorobenzene	ND		ug/kg	1.0	0.35
Trichlorofluoromethane	ND		ug/kg	5.0	0.39
1,2-Dichloroethane	ND		ug/kg	1.0	0.11
1,1,1-Trichloroethane	ND		ug/kg	1.0	0.11
Bromodichloromethane	ND		ug/kg	1.0	0.17
trans-1,3-Dichloropropene	ND		ug/kg	1.0	0.12
cis-1,3-Dichloropropene	ND		ug/kg	1.0	0.12
Bromoform	ND		ug/kg	4.0	0.24
1,1,2,2-Tetrachloroethane	ND		ug/kg	1.0	0.10
Benzene	ND		ug/kg	1.0	0.12
Toluene	ND		ug/kg	1.5	0.19
Ethylbenzene	ND		ug/kg	1.0	0.13
Chloromethane	ND		ug/kg	5.0	0.29
Bromomethane	ND		ug/kg	2.0	0.34
Vinyl chloride	ND		ug/kg	2.0	0.12
Chloroethane	ND		ug/kg	2.0	0.32
1,1-Dichloroethene	ND		ug/kg	1.0	0.26
trans-1,2-Dichloroethene	ND		ug/kg	1.5	0.21
Trichloroethene	ND		ug/kg	1.0	0.12
1,2-Dichlorobenzene	ND		ug/kg	5.0	0.15
1,3-Dichlorobenzene	ND		ug/kg	5.0	0.14

Project Name: CPG YONKERS NY
Project Number: Not Specified

Lab Number: L1641295
Report Date: 12/30/16

Method Blank Analysis
Batch Quality Control

Analytical Method: 1,8260C
Analytical Date: 12/22/16 09:12
Analyst: BN

Parameter	Result	Qualifier	Units	RL	MDL
Volatile Organics by 8260/5035 - Westborough Lab for sample(s): 01-02 Batch: WG963936-5					
1,4-Dichlorobenzene	ND		ug/kg	5.0	0.14
Methyl tert butyl ether	ND		ug/kg	2.0	0.08
p/m-Xylene	ND		ug/kg	2.0	0.35
o-Xylene	ND		ug/kg	2.0	0.34
cis-1,2-Dichloroethene	ND		ug/kg	1.0	0.14
Styrene	ND		ug/kg	2.0	0.40
Dichlorodifluoromethane	ND		ug/kg	10	0.19
Acetone	ND		ug/kg	10	1.0
Carbon disulfide	ND		ug/kg	10	1.1
2-Butanone	ND		ug/kg	10	0.27
4-Methyl-2-pentanone	ND		ug/kg	10	0.24
2-Hexanone	ND		ug/kg	10	0.67
Bromochloromethane	ND		ug/kg	5.0	0.28
1,2-Dibromoethane	ND		ug/kg	4.0	0.17
1,2-Dibromo-3-chloropropane	ND		ug/kg	5.0	0.40
Isopropylbenzene	ND		ug/kg	1.0	0.10
1,2,3-Trichlorobenzene	ND		ug/kg	5.0	0.15
1,2,4-Trichlorobenzene	ND		ug/kg	5.0	0.18
Methyl Acetate	ND		ug/kg	20	0.27
Cyclohexane	ND		ug/kg	20	0.15
1,4-Dioxane	ND		ug/kg	100	14.
Freon-113	ND		ug/kg	20	0.27
Methyl cyclohexane	ND		ug/kg	4.0	0.15

Tentatively Identified Compounds

No Tentatively Identified Compounds	ND	ug/kg

Project Name: CPG YONKERS NY
Project Number: Not Specified

Lab Number: L1641295
Report Date: 12/30/16

Method Blank Analysis
Batch Quality Control

Analytical Method: 1,8260C
Analytical Date: 12/22/16 09:12
Analyst: BN

Parameter	Result	Qualifier	Units	RL	MDL
Volatile Organics by 8260/5035 - Westborough Lab for sample(s): 01-02 Batch: WG963936-5					

Surrogate	%Recovery	Qualifier	Acceptance Criteria
1,2-Dichloroethane-d4	108		70-130
Toluene-d8	102		70-130
4-Bromofluorobenzene	102		70-130
Dibromofluoromethane	92		70-130

Project Name: CPG YONKERS NY
Project Number: Not Specified

Lab Number: L1641295
Report Date: 12/30/16

Method Blank Analysis
Batch Quality Control

Analytical Method: 1,8260C
Analytical Date: 12/27/16 09:34
Analyst: MV

Parameter	Result	Qualifier	Units	RL	MDL
Volatile Organics by 8260/5035 - Westborough Lab for sample(s): 04-10 Batch: WG964869-5					
Methylene chloride	ND		ug/kg	10	1.1
1,1-Dichloroethane	ND		ug/kg	1.5	0.09
Chloroform	ND		ug/kg	1.5	0.37
Carbon tetrachloride	ND		ug/kg	1.0	0.21
1,2-Dichloropropane	ND		ug/kg	3.5	0.23
Dibromochloromethane	ND		ug/kg	1.0	0.15
1,1,2-Trichloroethane	ND		ug/kg	1.5	0.30
Tetrachloroethene	ND		ug/kg	1.0	0.14
Chlorobenzene	ND		ug/kg	1.0	0.35
Trichlorofluoromethane	ND		ug/kg	5.0	0.39
1,2-Dichloroethane	ND		ug/kg	1.0	0.11
1,1,1-Trichloroethane	ND		ug/kg	1.0	0.11
Bromodichloromethane	ND		ug/kg	1.0	0.17
trans-1,3-Dichloropropene	ND		ug/kg	1.0	0.12
cis-1,3-Dichloropropene	ND		ug/kg	1.0	0.12
Bromoform	ND		ug/kg	4.0	0.24
1,1,2,2-Tetrachloroethane	ND		ug/kg	1.0	0.10
Benzene	ND		ug/kg	1.0	0.12
Toluene	ND		ug/kg	1.5	0.19
Ethylbenzene	ND		ug/kg	1.0	0.13
Chloromethane	ND		ug/kg	5.0	0.29
Bromomethane	ND		ug/kg	2.0	0.34
Vinyl chloride	ND		ug/kg	2.0	0.12
Chloroethane	ND		ug/kg	2.0	0.32
1,1-Dichloroethene	ND		ug/kg	1.0	0.26
trans-1,2-Dichloroethene	ND		ug/kg	1.5	0.21
Trichloroethene	ND		ug/kg	1.0	0.12
1,2-Dichlorobenzene	ND		ug/kg	5.0	0.15
1,3-Dichlorobenzene	ND		ug/kg	5.0	0.14

Project Name: CPG YONKERS NY
Project Number: Not Specified

Lab Number: L1641295
Report Date: 12/30/16

Method Blank Analysis
Batch Quality Control

Analytical Method: 1,8260C
Analytical Date: 12/27/16 09:34
Analyst: MV

Parameter	Result	Qualifier	Units	RL	MDL
Volatile Organics by 8260/5035 - Westborough Lab for sample(s): 04-10 Batch: WG964869-5					
1,4-Dichlorobenzene	ND		ug/kg	5.0	0.14
Methyl tert butyl ether	ND		ug/kg	2.0	0.08
p/m-Xylene	ND		ug/kg	2.0	0.35
o-Xylene	ND		ug/kg	2.0	0.34
cis-1,2-Dichloroethene	ND		ug/kg	1.0	0.14
Styrene	ND		ug/kg	2.0	0.40
Dichlorodifluoromethane	ND		ug/kg	10	0.19
Acetone	2.5	J	ug/kg	10	1.0
Carbon disulfide	ND		ug/kg	10	1.1
2-Butanone	ND		ug/kg	10	0.27
4-Methyl-2-pentanone	ND		ug/kg	10	0.24
2-Hexanone	ND		ug/kg	10	0.67
Bromochloromethane	ND		ug/kg	5.0	0.28
1,2-Dibromoethane	ND		ug/kg	4.0	0.17
1,2-Dibromo-3-chloropropane	ND		ug/kg	5.0	0.40
Isopropylbenzene	ND		ug/kg	1.0	0.10
1,2,3-Trichlorobenzene	ND		ug/kg	5.0	0.15
1,2,4-Trichlorobenzene	ND		ug/kg	5.0	0.18
Methyl Acetate	ND		ug/kg	20	0.27
Cyclohexane	ND		ug/kg	20	0.15
1,4-Dioxane	ND		ug/kg	100	14.
Freon-113	ND		ug/kg	20	0.27
Methyl cyclohexane	ND		ug/kg	4.0	0.15

Tentatively Identified Compounds

No Tentatively Identified Compounds	ND	ug/kg

Project Name: CPG YONKERS NY
Project Number: Not Specified

Lab Number: L1641295
Report Date: 12/30/16

Method Blank Analysis
Batch Quality Control

Analytical Method: 1,8260C
Analytical Date: 12/27/16 09:34
Analyst: MV

Parameter	Result	Qualifier	Units	RL	MDL
Volatile Organics by 8260/5035 - Westborough Lab for sample(s): 04-10 Batch: WG964869-5					

Surrogate	%Recovery	Qualifier	Acceptance Criteria
1,2-Dichloroethane-d4	92		70-130
Toluene-d8	97		70-130
4-Bromofluorobenzene	85		70-130
Dibromofluoromethane	100		70-130

Lab Control Sample Analysis
Batch Quality Control

Project Name: CPG YONKERS NY
Project Number: Not Specified

Lab Number: L1641295
Report Date: 12/30/16

Parameter	LCS %Recovery	Qual	LCSD %Recovery	Qual	%Recovery Limits	RPD	Qual	RPD Limits
Volatile Organics by 8260/5035 - Westborough Lab Associated sample(s): 01-02 Batch: WG963936-3 WG963936-4								
Methylene chloride	88		88		70-130	0		30
1,1-Dichloroethane	92		90		70-130	2		30
Chloroform	99		100		70-130	1		30
Carbon tetrachloride	100		98		70-130	2		30
1,2-Dichloropropane	84		85		70-130	1		30
Dibromochloromethane	88		92		70-130	4		30
2-Chloroethylvinyl ether	75		78		70-130	4		30
1,1,2-Trichloroethane	100		104		70-130	4		30
Tetrachloroethene	115		114		70-130	1		30
Chlorobenzene	98		99		70-130	1		30
Trichlorofluoromethane	134		124		70-139	8		30
1,2-Dichloroethane	92		94		70-130	2		30
1,1,1-Trichloroethane	102		100		70-130	2		30
Bromodichloromethane	88		88		70-130	0		30
trans-1,3-Dichloropropene	88		89		70-130	1		30
cis-1,3-Dichloropropene	80		81		70-130	1		30
1,1-Dichloropropene	96		94		70-130	2		30
Bromoform	82		83		70-130	1		30
1,1,2,2-Tetrachloroethane	99		100		70-130	1		30
Benzene	93		92		70-130	1		30
Toluene	103		101		70-130	2		30

Lab Control Sample Analysis
Batch Quality Control

Project Name: CPG YONKERS NY
Project Number: Not Specified

Lab Number: L1641295
Report Date: 12/30/16

Parameter	LCS %Recovery	Qual	LCSD %Recovery	Qual	%Recovery Limits	RPD	Qual	RPD Limits
Volatile Organics by 8260/5035 - Westborough Lab Associated sample(s): 01-02 Batch: WG963936-3 WG963936-4								
Ethylbenzene	103		102		70-130	1		30
Chloromethane	81		73		52-130	10		30
Bromomethane	96		90		57-147	6		30
Vinyl chloride	87		80		67-130	8		30
Chloroethane	93		89		50-151	4		30
1,1-Dichloroethene	103		96		65-135	7		30
trans-1,2-Dichloroethene	99		94		70-130	5		30
Trichloroethene	100		99		70-130	1		30
1,2-Dichlorobenzene	109		110		70-130	1		30
1,3-Dichlorobenzene	111		110		70-130	1		30
1,4-Dichlorobenzene	112		112		70-130	0		30
Methyl tert butyl ether	84		84		66-130	0		30
p/m-Xylene	99		100		70-130	1		30
o-Xylene	96		98		70-130	2		30
cis-1,2-Dichloroethene	95		95		70-130	0		30
Dibromomethane	93		95		70-130	2		30
Styrene	94		97		70-130	3		30
Dichlorodifluoromethane	85		76		30-146	11		30
Acetone	89		86		54-140	3		30
Carbon disulfide	89		83		59-130	7		30
2-Butanone	85		88		70-130	3		30

Lab Control Sample Analysis
Batch Quality Control

Project Name: CPG YONKERS NY
Project Number: Not Specified

Lab Number: L1641295
Report Date: 12/30/16

Parameter	LCS %Recovery	Qual	LCSD %Recovery	Qual	%Recovery Limits	RPD	Qual	RPD Limits
Volatile Organics by 8260/5035 - Westborough Lab Associated sample(s): 01-02 Batch: WG963936-3 WG963936-4								
Vinyl acetate	76		78		70-130	3		30
4-Methyl-2-pentanone	70		74		70-130	6		30
1,2,3-Trichloropropane	97		98		68-130	1		30
2-Hexanone	**68**	Q	**68**	Q	70-130	0		30
Bromochloromethane	94		94		70-130	0		30
2,2-Dichloropropane	92		90		70-130	2		30
1,2-Dibromoethane	97		100		70-130	3		30
1,3-Dichloropropane	98		102		69-130	4		30
1,1,1,2-Tetrachloroethane	98		101		70-130	3		30
Bromobenzene	112		112		70-130	0		30
n-Butylbenzene	112		108		70-130	4		30
sec-Butylbenzene	109		107		70-130	2		30
tert-Butylbenzene	106		104		70-130	2		30
o-Chlorotoluene	106		105		70-130	1		30
p-Chlorotoluene	105		104		70-130	1		30
1,2-Dibromo-3-chloropropane	76		79		68-130	4		30
Hexachlorobutadiene	**131**	Q	128		67-130	2		30
Isopropylbenzene	106		104		70-130	2		30
p-Isopropyltoluene	106		104		70-130	2		30
Naphthalene	92		94		70-130	2		30
Acrylonitrile	80		75		70-130	6		30

Lab Control Sample Analysis
Batch Quality Control

Project Name: CPG YONKERS NY
Project Number: Not Specified

Lab Number: L1641295
Report Date: 12/30/16

Parameter	LCS %Recovery	Qual	LCSD %Recovery	Qual	%Recovery Limits	RPD	Qual	RPD Limits
Volatile Organics by 8260/5035 - Westborough Lab Associated sample(s): 01-02 Batch: WG963936-3 WG963936-4								
Isopropyl Ether	83		82		66-130	1		30
tert-Butyl Alcohol	**63**	Q	**65**	Q	70-130	3		30
n-Propylbenzene	108		106		70-130	2		30
1,2,3-Trichlorobenzene	107		108		70-130	1		30
1,2,4-Trichlorobenzene	109		111		70-130	2		30
1,3,5-Trimethylbenzene	105		104		70-130	1		30
1,2,4-Trimethylbenzene	104		103		70-130	1		30
Methyl Acetate	79		78		51-146	1		30
Ethyl Acetate	78		79		70-130	1		30
Acrolein	82		80		70-130	2		30
Cyclohexane	94		88		59-142	7		30
1,4-Dioxane	79		81		65-136	3		30
1,1,2-Trichloro-1,2,2-Trifluoroethane	119		110		50-139	8		30
p-Diethylbenzene	103		102		70-130	1		30
p-Ethyltoluene	106		104		70-130	2		30
1,2,4,5-Tetramethylbenzene	98		98		70-130	0		30
Tetrahydrofuran	79		87		66-130	10		30
Ethyl ether	86		85		67-130	1		30
trans-1,4-Dichloro-2-butene	89		89		70-130	0		30
Methyl cyclohexane	98		94		70-130	4		30
Ethyl-Tert-Butyl-Ether	79		79		70-130	0		30

Lab Control Sample Analysis
Batch Quality Control

Project Name: CPG YONKERS NY
Project Number: Not Specified

Lab Number: L1641295
Report Date: 12/30/16

Parameter	LCS %Recovery	Qual	LCSD %Recovery	Qual	%Recovery Limits	RPD	Qual	RPD Limits
Volatile Organics by 8260/5035 - Westborough Lab Associated sample(s): 01-02 Batch: WG963936-3 WG963936-4								
Tertiary-Amyl Methyl Ether	77		78		70-130	1		30

Surrogate	LCS %Recovery	Qual	LCSD %Recovery	Qual	Acceptance Criteria
1,2-Dichloroethane-d4	104		103		70-130
Toluene-d8	102		102		70-130
4-Bromofluorobenzene	100		99		70-130
Dibromofluoromethane	101		101		70-130

Lab Control Sample Analysis
Batch Quality Control

Project Name: CPG YONKERS NY
Project Number: Not Specified

Lab Number: L1641295
Report Date: 12/30/16

Parameter	LCS %Recovery	Qual	LCSD %Recovery	Qual	%Recovery Limits	RPD	Qual	RPD Limits
Volatile Organics by 8260/5035 - Westborough Lab Associated sample(s): 04-10 Batch: WG964869-3 WG964869-4								
Methylene chloride	88		86		70-130	2		30
1,1-Dichloroethane	85		79		70-130	7		30
Chloroform	92		87		70-130	6		30
Carbon tetrachloride	99		88		70-130	12		30
1,2-Dichloropropane	84		82		70-130	2		30
Dibromochloromethane	94		93		70-130	1		30
1,1,2-Trichloroethane	87		87		70-130	0		30
Tetrachloroethene	112		103		70-130	8		30
Chlorobenzene	98		94		70-130	4		30
Trichlorofluoromethane	102		84		70-139	19		30
1,2-Dichloroethane	93		90		70-130	3		30
1,1,1-Trichloroethane	99		89		70-130	11		30
Bromodichloromethane	89		86		70-130	3		30
trans-1,3-Dichloropropene	81		79		70-130	3		30
cis-1,3-Dichloropropene	82		79		70-130	4		30
1,1-Dichloropropene	89		79		70-130	12		30
Bromoform	92		90		70-130	2		30
1,1,2,2-Tetrachloroethane	80		78		70-130	3		30
Benzene	88		83		70-130	6		30
Toluene	91		86		70-130	6		30
Ethylbenzene	93		88		70-130	6		30

Lab Control Sample Analysis
Batch Quality Control

Project Name: CPG YONKERS NY
Project Number: Not Specified

Lab Number: L1641295
Report Date: 12/30/16

Parameter	LCS %Recovery	Qual	LCSD %Recovery	Qual	%Recovery Limits	RPD	Qual	RPD Limits
Volatile Organics by 8260/5035 - Westborough Lab Associated sample(s): 04-10 Batch: WG964869-3 WG964869-4								
Chloromethane	106		101		52-130	5		30
Bromomethane	104		93		57-147	11		30
Vinyl chloride	87		76		67-130	13		30
Chloroethane	87		78		50-151	11		30
1,1-Dichloroethene	95		82		65-135	15		30
trans-1,2-Dichloroethene	95		86		70-130	10		30
Trichloroethene	97		91		70-130	6		30
1,2-Dichlorobenzene	102		99		70-130	3		30
1,3-Dichlorobenzene	103		98		70-130	5		30
1,4-Dichlorobenzene	103		98		70-130	5		30
Methyl tert butyl ether	**54**	Q	**52**	Q	66-130	4		30
p/m-Xylene	97		92		70-130	5		30
o-Xylene	96		93		70-130	3		30
cis-1,2-Dichloroethene	95		90		70-130	5		30
Dibromomethane	93		93		70-130	0		30
Styrene	93		90		70-130	3		30
Dichlorodifluoromethane	101		83		30-146	20		30
Acetone	116		106		54-140	9		30
Carbon disulfide	74		64		59-130	14		30
2-Butanone	94		88		70-130	7		30
Vinyl acetate	88		87		70-130	1		30

Lab Control Sample Analysis
Batch Quality Control

Project Name: CPG YONKERS NY
Project Number: Not Specified

Lab Number: L1641295
Report Date: 12/30/16

Parameter	LCS %Recovery	Qual	LCSD %Recovery	Qual	%Recovery Limits	RPD	Qual	RPD Limits
Volatile Organics by 8260/5035 - Westborough Lab Associated sample(s): 04-10 Batch: WG964869-3 WG964869-4								
4-Methyl-2-pentanone	72		72		70-130	0		30
1,2,3-Trichloropropane	75		76		68-130	1		30
2-Hexanone	71		71		70-130	0		30
Bromochloromethane	105		103		70-130	2		30
2,2-Dichloropropane	86		77		70-130	11		30
1,2-Dibromoethane	94		94		70-130	0		30
1,3-Dichloropropane	82		82		69-130	0		30
1,1,1,2-Tetrachloroethane	99		96		70-130	3		30
Bromobenzene	97		95		70-130	2		30
n-Butylbenzene	89		82		70-130	8		30
sec-Butylbenzene	89		81		70-130	9		30
tert-Butylbenzene	92		84		70-130	9		30
o-Chlorotoluene	82		77		70-130	6		30
p-Chlorotoluene	85		81		70-130	5		30
1,2-Dibromo-3-chloropropane	88		87		68-130	1		30
Hexachlorobutadiene	109		101		67-130	8		30
Isopropylbenzene	86		79		70-130	8		30
p-Isopropyltoluene	92		86		70-130	7		30
Naphthalene	87		89		70-130	2		30
Acrylonitrile	82		78		70-130	5		30
Isopropyl Ether	89		86		66-130	3		30

Lab Control Sample Analysis
Batch Quality Control

Project Name: CPG YONKERS NY
Project Number: Not Specified

Lab Number: L1641295
Report Date: 12/30/16

Parameter	LCS %Recovery	Qual	LCSD %Recovery	Qual	%Recovery Limits	RPD	Qual	RPD Limits
Volatile Organics by 8260/5035 - Westborough Lab Associated sample(s): 04-10 Batch: WG964869-3 WG964869-4								
tert-Butyl Alcohol	**59**	Q	**57**	Q	70-130	3		30
n-Propylbenzene	86		79		70-130	8		30
1,2,3-Trichlorobenzene	100		100		70-130	0		30
1,2,4-Trichlorobenzene	103		102		70-130	1		30
1,3,5-Trimethylbenzene	86		81		70-130	6		30
1,2,4-Trimethylbenzene	86		82		70-130	5		30
Methyl Acetate	88		86		51-146	2		30
Ethyl Acetate	92		90		70-130	2		30
Acrolein	106		73		70-130	**37**	Q	30
Cyclohexane	88		74		59-142	17		30
1,4-Dioxane	74		86		65-136	15		30
1,1,2-Trichloro-1,2,2-Trifluoroethane	99		80		50-139	21		30
p-Diethylbenzene	92		86		70-130	7		30
p-Ethyltoluene	87		81		70-130	7		30
1,2,4,5-Tetramethylbenzene	86		83		70-130	4		30
Tetrahydrofuran	92		91		66-130	1		30
Ethyl ether	79		76		67-130	4		30
trans-1,4-Dichloro-2-butene	71		71		70-130	0		30
Methyl cyclohexane	93		78		70-130	18		30
Ethyl-Tert-Butyl-Ether	**63**	Q	**61**	Q	70-130	3		30
Tertiary-Amyl Methyl Ether	**61**	Q	**58**	Q	70-130	5		30

Lab Control Sample Analysis
Batch Quality Control

Project Name: CPG YONKERS NY
Project Number: Not Specified

Lab Number: L1641295
Report Date: 12/30/16

Parameter	LCS %Recovery	Qual	LCSD %Recovery	Qual	%Recovery Limits	RPD	Qual	RPD Limits
Volatile Organics by 8260/5035 - Westborough Lab Associated sample(s): 04-10 Batch: WG964869-3 WG964869-4								

Surrogate	LCS %Recovery	Qual	LCSD %Recovery	Qual	Acceptance Criteria
1,2-Dichloroethane-d4	95		95		70-130
Toluene-d8	96		96		70-130
4-Bromofluorobenzene	83		82		70-130
Dibromofluoromethane	102		103		70-130

SEMIVOLATILES

Project Name: CPG YONKERS NY
Project Number: Not Specified
Lab Number: L1641295
Report Date: 12/30/16

SAMPLE RESULTS

Lab ID: L1641295-01
Client ID: B-11, S2, 2-4'
Sample Location: YONKERS, NY
Matrix: Soil
Analytical Method: 1,8270D
Analytical Date: 12/29/16 02:06
Analyst: KV
Percent Solids: 88%

Date Collected: 12/19/16 14:40
Date Received: 12/19/16
Field Prep: Not Specified
Extraction Method: EPA 3546
Extraction Date: 12/24/16 13:15

Parameter	Result	Qualifier	Units	RL	MDL	Dilution Factor
Semivolatile Organics by GC/MS - Westborough Lab						
Acenaphthene	30	J	ug/kg	180	23.	1
Hexachlorobenzene	ND		ug/kg	130	25.	1
Bis(2-chloroethyl)ether	ND		ug/kg	200	30.	1
2-Chloronaphthalene	ND		ug/kg	220	22.	1
3,3'-Dichlorobenzidine	ND		ug/kg	220	59.	1
2,4-Dinitrotoluene	ND		ug/kg	220	45.	1
2,6-Dinitrotoluene	ND		ug/kg	220	38.	1
Fluoranthene	570		ug/kg	130	26.	1
4-Chlorophenyl phenyl ether	ND		ug/kg	220	24.	1
4-Bromophenyl phenyl ether	ND		ug/kg	220	34.	1
Bis(2-chloroisopropyl)ether	ND		ug/kg	270	38.	1
Bis(2-chloroethoxy)methane	ND		ug/kg	240	22.	1
Hexachlorobutadiene	ND		ug/kg	220	33.	1
Hexachlorocyclopentadiene	ND		ug/kg	640	200	1
Hexachloroethane	ND		ug/kg	180	36.	1
Isophorone	ND		ug/kg	200	29.	1
Naphthalene	ND		ug/kg	220	27.	1
Nitrobenzene	ND		ug/kg	200	33.	1
NDPA/DPA	ND		ug/kg	180	25.	1
n-Nitrosodi-n-propylamine	ND		ug/kg	220	34.	1
Bis(2-ethylhexyl)phthalate	ND		ug/kg	220	77.	1
Butyl benzyl phthalate	ND		ug/kg	220	56.	1
Di-n-butylphthalate	ND		ug/kg	220	42.	1
Di-n-octylphthalate	ND		ug/kg	220	76.	1
Diethyl phthalate	ND		ug/kg	220	21.	1
Dimethyl phthalate	ND		ug/kg	220	47.	1
Benzo(a)anthracene	300		ug/kg	130	25.	1
Benzo(a)pyrene	330		ug/kg	180	54.	1
Benzo(b)fluoranthene	440		ug/kg	130	38.	1
Benzo(k)fluoranthene	130		ug/kg	130	36.	1

Project Name: CPG YONKERS NY **Lab Number:** L1641295

Project Number: Not Specified **Report Date:** 12/30/16

SAMPLE RESULTS

Lab ID: L1641295-01 Date Collected: 12/19/16 14:40

Client ID: B-11, S2, 2-4' Date Received: 12/19/16

Sample Location: YONKERS, NY Field Prep: Not Specified

Parameter	Result	Qualifier	Units	RL	MDL	Dilution Factor
Semivolatile Organics by GC/MS - Westborough Lab						
Chrysene	330		ug/kg	130	23.	1
Acenaphthylene	57	J	ug/kg	180	34.	1
Anthracene	100	J	ug/kg	130	44.	1
Benzo(ghi)perylene	320		ug/kg	180	26.	1
Fluorene	48	J	ug/kg	220	22.	1
Phenanthrene	410		ug/kg	130	27.	1
Dibenzo(a,h)anthracene	64	J	ug/kg	130	26.	1
Indeno(1,2,3-cd)pyrene	260		ug/kg	180	31.	1
Pyrene	520		ug/kg	130	22.	1
Biphenyl	ND		ug/kg	510	52.	1
4-Chloroaniline	ND		ug/kg	220	41.	1
2-Nitroaniline	ND		ug/kg	220	43.	1
3-Nitroaniline	ND		ug/kg	220	42.	1
4-Nitroaniline	ND		ug/kg	220	92.	1
Dibenzofuran	ND		ug/kg	220	21.	1
2-Methylnaphthalene	ND		ug/kg	270	27.	1
1,2,4,5-Tetrachlorobenzene	ND		ug/kg	220	23.	1
Acetophenone	ND		ug/kg	220	28.	1
2,4,6-Trichlorophenol	ND		ug/kg	130	42.	1
p-Chloro-m-cresol	ND		ug/kg	220	33.	1
2-Chlorophenol	ND		ug/kg	220	26.	1
2,4-Dichlorophenol	ND		ug/kg	200	36.	1
2,4-Dimethylphenol	ND		ug/kg	220	74.	1
2-Nitrophenol	ND		ug/kg	480	84.	1
4-Nitrophenol	ND		ug/kg	310	91.	1
2,4-Dinitrophenol	ND		ug/kg	1100	100	1
4,6-Dinitro-o-cresol	ND		ug/kg	580	110	1
Pentachlorophenol	ND		ug/kg	180	49.	1
Phenol	ND		ug/kg	220	34.	1
2-Methylphenol	ND		ug/kg	220	35.	1
3-Methylphenol/4-Methylphenol	ND		ug/kg	320	35.	1
2,4,5-Trichlorophenol	ND		ug/kg	220	43.	1
Carbazole	ND		ug/kg	220	22.	1
Atrazine	ND		ug/kg	180	78.	1
Benzaldehyde	ND		ug/kg	300	60.	1
Caprolactam	ND		ug/kg	220	68.	1
2,3,4,6-Tetrachlorophenol	ND		ug/kg	220	45.	1

Project Name: CPG YONKERS NY **Lab Number:** L1641295

Project Number: Not Specified **Report Date:** 12/30/16

SAMPLE RESULTS

Lab ID: L1641295-01 Date Collected: 12/19/16 14:40

Client ID: B-11, S2, 2-4' Date Received: 12/19/16

Sample Location: YONKERS, NY Field Prep: Not Specified

Parameter	Result	Qualifier	Units	RL	MDL	Dilution Factor
Semivolatile Organics by GC/MS - Westborough Lab						
Tentatively Identified Compounds						
Unknown Organic Acid	458	J	ug/kg			1
Unknown	183	J	ug/kg			1

Surrogate	% Recovery	Qualifier	Acceptance Criteria
2-Fluorophenol	42		25-120
Phenol-d6	60		10-120
Nitrobenzene-d5	62		23-120
2-Fluorobiphenyl	56		30-120
2,4,6-Tribromophenol	32		10-136
4-Terphenyl-d14	46		18-120

Project Name: CPG YONKERS NY
Project Number: Not Specified
Lab Number: L1641295
Report Date: 12/30/16

SAMPLE RESULTS

Lab ID: L1641295-02
Client ID: B-5, S1, 0-2'
Sample Location: YONKERS, NY
Matrix: Soil
Analytical Method: 1,8270D
Analytical Date: 12/29/16 02:32
Analyst: KV
Percent Solids: 86%

Date Collected: 12/19/16 15:00
Date Received: 12/19/16
Field Prep: Not Specified
Extraction Method: EPA 3546
Extraction Date: 12/24/16 13:15

Parameter	Result	Qualifier	Units	RL	MDL	Dilution Factor
Semivolatile Organics by GC/MS - Westborough Lab						
Acenaphthene	ND		ug/kg	150	20.	1
Hexachlorobenzene	ND		ug/kg	110	21.	1
Bis(2-chloroethyl)ether	ND		ug/kg	170	26.	1
2-Chloronaphthalene	ND		ug/kg	190	19.	1
3,3'-Dichlorobenzidine	ND		ug/kg	190	51.	1
2,4-Dinitrotoluene	ND		ug/kg	190	38.	1
2,6-Dinitrotoluene	ND		ug/kg	190	33.	1
Fluoranthene	94	J	ug/kg	110	22.	1
4-Chlorophenyl phenyl ether	ND		ug/kg	190	20.	1
4-Bromophenyl phenyl ether	ND		ug/kg	190	29.	1
Bis(2-chloroisopropyl)ether	ND		ug/kg	230	33.	1
Bis(2-chloroethoxy)methane	ND		ug/kg	210	19.	1
Hexachlorobutadiene	ND		ug/kg	190	28.	1
Hexachlorocyclopentadiene	ND		ug/kg	550	170	1
Hexachloroethane	ND		ug/kg	150	31.	1
Isophorone	ND		ug/kg	170	25.	1
Naphthalene	ND		ug/kg	190	23.	1
Nitrobenzene	ND		ug/kg	170	28.	1
NDPA/DPA	ND		ug/kg	150	22.	1
n-Nitrosodi-n-propylamine	ND		ug/kg	190	30.	1
Bis(2-ethylhexyl)phthalate	ND		ug/kg	190	66.	1
Butyl benzyl phthalate	ND		ug/kg	190	48.	1
Di-n-butylphthalate	ND		ug/kg	190	36.	1
Di-n-octylphthalate	ND		ug/kg	190	65.	1
Diethyl phthalate	ND		ug/kg	190	18.	1
Dimethyl phthalate	ND		ug/kg	190	40.	1
Benzo(a)anthracene	48	J	ug/kg	110	22.	1
Benzo(a)pyrene	54	J	ug/kg	150	47.	1
Benzo(b)fluoranthene	65	J	ug/kg	110	32.	1
Benzo(k)fluoranthene	ND		ug/kg	110	31.	1

Project Name: CPG YONKERS NY **Lab Number:** L1641295

Project Number: Not Specified **Report Date:** 12/30/16

SAMPLE RESULTS

Lab ID: L1641295-02 Date Collected: 12/19/16 15:00

Client ID: B-5, S1, 0-2' Date Received: 12/19/16

Sample Location: YONKERS, NY Field Prep: Not Specified

Parameter	Result	Qualifier	Units	RL	MDL	Dilution Factor
Semivolatile Organics by GC/MS - Westborough Lab						
Chrysene	49	J	ug/kg	110	20.	1
Acenaphthylene	ND		ug/kg	150	30.	1
Anthracene	ND		ug/kg	110	37.	1
Benzo(ghi)perylene	33	J	ug/kg	150	22.	1
Fluorene	ND		ug/kg	190	19.	1
Phenanthrene	55	J	ug/kg	110	23.	1
Dibenzo(a,h)anthracene	ND		ug/kg	110	22.	1
Indeno(1,2,3-cd)pyrene	37	J	ug/kg	150	27.	1
Pyrene	82	J	ug/kg	110	19.	1
Biphenyl	ND		ug/kg	440	44.	1
4-Chloroaniline	ND		ug/kg	190	35.	1
2-Nitroaniline	ND		ug/kg	190	37.	1
3-Nitroaniline	ND		ug/kg	190	36.	1
4-Nitroaniline	ND		ug/kg	190	79.	1
Dibenzofuran	ND		ug/kg	190	18.	1
2-Methylnaphthalene	ND		ug/kg	230	23.	1
1,2,4,5-Tetrachlorobenzene	ND		ug/kg	190	20.	1
Acetophenone	ND		ug/kg	190	24.	1
2,4,6-Trichlorophenol	ND		ug/kg	110	36.	1
p-Chloro-m-cresol	ND		ug/kg	190	28.	1
2-Chlorophenol	ND		ug/kg	190	23.	1
2,4-Dichlorophenol	ND		ug/kg	170	31.	1
2,4-Dimethylphenol	ND		ug/kg	190	63.	1
2-Nitrophenol	ND		ug/kg	410	72.	1
4-Nitrophenol	ND		ug/kg	270	78.	1
2,4-Dinitrophenol	ND		ug/kg	920	89.	1
4,6-Dinitro-o-cresol	ND		ug/kg	500	92.	1
Pentachlorophenol	ND		ug/kg	150	42.	1
Phenol	ND		ug/kg	190	29.	1
2-Methylphenol	ND		ug/kg	190	30.	1
3-Methylphenol/4-Methylphenol	ND		ug/kg	280	30.	1
2,4,5-Trichlorophenol	ND		ug/kg	190	37.	1
Carbazole	ND		ug/kg	190	19.	1
Atrazine	ND		ug/kg	150	67.	1
Benzaldehyde	ND		ug/kg	250	52.	1
Caprolactam	ND		ug/kg	190	58.	1
2,3,4,6-Tetrachlorophenol	ND		ug/kg	190	39.	1

Project Name: CPG YONKERS NY **Lab Number:** L1641295

Project Number: Not Specified **Report Date:** 12/30/16

SAMPLE RESULTS

Lab ID: L1641295-02 Date Collected: 12/19/16 15:00

Client ID: B-5, S1, 0-2' Date Received: 12/19/16

Sample Location: YONKERS, NY Field Prep: Not Specified

Parameter	Result	Qualifier	Units	RL	MDL	Dilution Factor
Semivolatile Organics by GC/MS - Westborough Lab						
Tentatively Identified Compounds						
No Tentatively Identified Compounds	ND		ug/kg			1

Surrogate	% Recovery	Qualifier	Acceptance Criteria
2-Fluorophenol	69		25-120
Phenol-d6	77		10-120
Nitrobenzene-d5	80		23-120
2-Fluorobiphenyl	69		30-120
2,4,6-Tribromophenol	81		10-136
4-Terphenyl-d14	53		18-120

Project Name: CPG YONKERS NY
Project Number: Not Specified
Lab Number: L1641295
Report Date: 12/30/16

SAMPLE RESULTS

Lab ID: L1641295-04
Client ID: B-8, 2-6'
Sample Location: YONKERS, NY
Matrix: Soil
Analytical Method: 1,8270D
Analytical Date: 12/29/16 02:58
Analyst: KV
Percent Solids: 92%

Date Collected: 12/20/16 15:10
Date Received: 12/20/16
Field Prep: Not Specified
Extraction Method: EPA 3546
Extraction Date: 12/24/16 13:15

Parameter	Result	Qualifier	Units	RL	MDL	Dilution Factor
Semivolatile Organics by GC/MS - Westborough Lab						
Acenaphthene	ND		ug/kg	140	18.	1
Hexachlorobenzene	ND		ug/kg	110	20.	1
Bis(2-chloroethyl)ether	ND		ug/kg	160	24.	1
2-Chloronaphthalene	ND		ug/kg	180	18.	1
3,3'-Dichlorobenzidine	ND		ug/kg	180	47.	1
2,4-Dinitrotoluene	ND		ug/kg	180	36.	1
2,6-Dinitrotoluene	ND		ug/kg	180	30.	1
Fluoranthene	30	J	ug/kg	110	20.	1
4-Chlorophenyl phenyl ether	ND		ug/kg	180	19.	1
4-Bromophenyl phenyl ether	ND		ug/kg	180	27.	1
Bis(2-chloroisopropyl)ether	ND		ug/kg	210	30.	1
Bis(2-chloroethoxy)methane	ND		ug/kg	190	18.	1
Hexachlorobutadiene	ND		ug/kg	180	26.	1
Hexachlorocyclopentadiene	ND		ug/kg	510	160	1
Hexachloroethane	ND		ug/kg	140	29.	1
Isophorone	ND		ug/kg	160	23.	1
Naphthalene	ND		ug/kg	180	22.	1
Nitrobenzene	ND		ug/kg	160	26.	1
NDPA/DPA	ND		ug/kg	140	20.	1
n-Nitrosodi-n-propylamine	ND		ug/kg	180	27.	1
Bis(2-ethylhexyl)phthalate	ND		ug/kg	180	62.	1
Butyl benzyl phthalate	ND		ug/kg	180	45.	1
Di-n-butylphthalate	ND		ug/kg	180	34.	1
Di-n-octylphthalate	ND		ug/kg	180	60.	1
Diethyl phthalate	ND		ug/kg	180	16.	1
Dimethyl phthalate	ND		ug/kg	180	37.	1
Benzo(a)anthracene	ND		ug/kg	110	20.	1
Benzo(a)pyrene	ND		ug/kg	140	43.	1
Benzo(b)fluoranthene	ND		ug/kg	110	30.	1
Benzo(k)fluoranthene	ND		ug/kg	110	28.	1

Project Name: CPG YONKERS NY **Lab Number:** L1641295

Project Number: Not Specified **Report Date:** 12/30/16

SAMPLE RESULTS

Lab ID: L1641295-04 Date Collected: 12/20/16 15:10

Client ID: B-8, 2-6' Date Received: 12/20/16

Sample Location: YONKERS, NY Field Prep: Not Specified

Parameter	Result	Qualifier	Units	RL	MDL	Dilution Factor
Semivolatile Organics by GC/MS - Westborough Lab						
Chrysene	ND		ug/kg	110	18.	1
Acenaphthylene	ND		ug/kg	140	27.	1
Anthracene	ND		ug/kg	110	35.	1
Benzo(ghi)perylene	ND		ug/kg	140	21.	1
Fluorene	ND		ug/kg	180	17.	1
Phenanthrene	27	J	ug/kg	110	22.	1
Dibenzo(a,h)anthracene	ND		ug/kg	110	20.	1
Indeno(1,2,3-cd)pyrene	ND		ug/kg	140	25.	1
Pyrene	24	J	ug/kg	110	18.	1
Biphenyl	ND		ug/kg	400	41.	1
4-Chloroaniline	ND		ug/kg	180	32.	1
2-Nitroaniline	ND		ug/kg	180	34.	1
3-Nitroaniline	ND		ug/kg	180	34.	1
4-Nitroaniline	ND		ug/kg	180	74.	1
Dibenzofuran	ND		ug/kg	180	17.	1
2-Methylnaphthalene	ND		ug/kg	210	21.	1
1,2,4,5-Tetrachlorobenzene	ND		ug/kg	180	18.	1
Acetophenone	ND		ug/kg	180	22.	1
2,4,6-Trichlorophenol	ND		ug/kg	110	34.	1
p-Chloro-m-cresol	ND		ug/kg	180	26.	1
2-Chlorophenol	ND		ug/kg	180	21.	1
2,4-Dichlorophenol	ND		ug/kg	160	28.	1
2,4-Dimethylphenol	ND		ug/kg	180	59.	1
2-Nitrophenol	ND		ug/kg	380	67.	1
4-Nitrophenol	ND		ug/kg	250	72.	1
2,4-Dinitrophenol	ND		ug/kg	850	83.	1
4,6-Dinitro-o-cresol	ND		ug/kg	460	85.	1
Pentachlorophenol	ND		ug/kg	140	39.	1
Phenol	ND		ug/kg	180	27.	1
2-Methylphenol	ND		ug/kg	180	28.	1
3-Methylphenol/4-Methylphenol	ND		ug/kg	260	28.	1
2,4,5-Trichlorophenol	ND		ug/kg	180	34.	1
Carbazole	ND		ug/kg	180	17.	1
Atrazine	ND		ug/kg	140	62.	1
Benzaldehyde	ND		ug/kg	230	48.	1
Caprolactam	ND		ug/kg	180	54.	1
2,3,4,6-Tetrachlorophenol	ND		ug/kg	180	36.	1

Project Name: CPG YONKERS NY
Project Number: Not Specified
Lab Number: L1641295
Report Date: 12/30/16

SAMPLE RESULTS

Lab ID: L1641295-04
Client ID: B-8, 2-6'
Sample Location: YONKERS, NY
Date Collected: 12/20/16 15:10
Date Received: 12/20/16
Field Prep: Not Specified

Parameter	Result	Qualifier	Units	RL	MDL	Dilution Factor
Semivolatile Organics by GC/MS - Westborough Lab						
Tentatively Identified Compounds						
Unknown	228	J	ug/kg			1
Unknown	213	J	ug/kg			1
Unknown	266	J	ug/kg			1

Surrogate	% Recovery	Qualifier	Acceptance Criteria
2-Fluorophenol	68		25-120
Phenol-d6	73		10-120
Nitrobenzene-d5	70		23-120
2-Fluorobiphenyl	63		30-120
2,4,6-Tribromophenol	76		10-136
4-Terphenyl-d14	43		18-120

Project Name: CPG YONKERS NY
Project Number: Not Specified

Lab Number: L1641295
Report Date: 12/30/16

SAMPLE RESULTS

Lab ID: L1641295-05
Client ID: B-7, S3, 4-6'
Sample Location: YONKERS, NY
Matrix: Soil
Analytical Method: 1,8270D
Analytical Date: 12/29/16 03:23
Analyst: KV
Percent Solids: 87%

Date Collected: 12/20/16 15:00
Date Received: 12/20/16
Field Prep: Not Specified
Extraction Method: EPA 3546
Extraction Date: 12/24/16 13:15

Parameter	Result	Qualifier	Units	RL	MDL	Dilution Factor
Semivolatile Organics by GC/MS - Westborough Lab						
Acenaphthene	45	J	ug/kg	150	19.	1
Hexachlorobenzene	ND		ug/kg	110	21.	1
Bis(2-chloroethyl)ether	ND		ug/kg	170	25.	1
2-Chloronaphthalene	ND		ug/kg	190	18.	1
3,3'-Dichlorobenzidine	ND		ug/kg	190	50.	1
2,4-Dinitrotoluene	ND		ug/kg	190	37.	1
2,6-Dinitrotoluene	ND		ug/kg	190	32.	1
Fluoranthene	530		ug/kg	110	21.	1
4-Chlorophenyl phenyl ether	ND		ug/kg	190	20.	1
4-Bromophenyl phenyl ether	ND		ug/kg	190	28.	1
Bis(2-chloroisopropyl)ether	ND		ug/kg	220	32.	1
Bis(2-chloroethoxy)methane	ND		ug/kg	200	19.	1
Hexachlorobutadiene	ND		ug/kg	190	27.	1
Hexachlorocyclopentadiene	ND		ug/kg	530	170	1
Hexachloroethane	ND		ug/kg	150	30.	1
Isophorone	ND		ug/kg	170	24.	1
Naphthalene	39	J	ug/kg	190	23.	1
Nitrobenzene	ND		ug/kg	170	28.	1
NDPA/DPA	ND		ug/kg	150	21.	1
n-Nitrosodi-n-propylamine	ND		ug/kg	190	29.	1
Bis(2-ethylhexyl)phthalate	ND		ug/kg	190	64.	1
Butyl benzyl phthalate	ND		ug/kg	190	47.	1
Di-n-butylphthalate	ND		ug/kg	190	35.	1
Di-n-octylphthalate	ND		ug/kg	190	63.	1
Diethyl phthalate	ND		ug/kg	190	17.	1
Dimethyl phthalate	ND		ug/kg	190	39.	1
Benzo(a)anthracene	240		ug/kg	110	21.	1
Benzo(a)pyrene	230		ug/kg	150	45.	1
Benzo(b)fluoranthene	280		ug/kg	110	31.	1
Benzo(k)fluoranthene	100	J	ug/kg	110	30.	1

Project Name: CPG YONKERS NY **Lab Number:** L1641295

Project Number: Not Specified **Report Date:** 12/30/16

SAMPLE RESULTS

Lab ID: L1641295-05 Date Collected: 12/20/16 15:00

Client ID: B-7, S3, 4-6' Date Received: 12/20/16

Sample Location: YONKERS, NY Field Prep: Not Specified

Parameter	Result	Qualifier	Units	RL	MDL	Dilution Factor
Semivolatile Organics by GC/MS - Westborough Lab						
Chrysene	270		ug/kg	110	19.	1
Acenaphthylene	ND		ug/kg	150	29.	1
Anthracene	91	J	ug/kg	110	36.	1
Benzo(ghi)perylene	140	J	ug/kg	150	22.	1
Fluorene	38	J	ug/kg	190	18.	1
Phenanthrene	500		ug/kg	110	23.	1
Dibenzo(a,h)anthracene	39	J	ug/kg	110	22.	1
Indeno(1,2,3-cd)pyrene	160		ug/kg	150	26.	1
Pyrene	510		ug/kg	110	18.	1
Biphenyl	ND		ug/kg	420	43.	1
4-Chloroaniline	ND		ug/kg	190	34.	1
2-Nitroaniline	ND		ug/kg	190	36.	1
3-Nitroaniline	ND		ug/kg	190	35.	1
4-Nitroaniline	ND		ug/kg	190	77.	1
Dibenzofuran	24	J	ug/kg	190	18.	1
2-Methylnaphthalene	ND		ug/kg	220	22.	1
1,2,4,5-Tetrachlorobenzene	ND		ug/kg	190	19.	1
Acetophenone	ND		ug/kg	190	23.	1
2,4,6-Trichlorophenol	ND		ug/kg	110	35.	1
p-Chloro-m-cresol	ND		ug/kg	190	28.	1
2-Chlorophenol	ND		ug/kg	190	22.	1
2,4-Dichlorophenol	ND		ug/kg	170	30.	1
2,4-Dimethylphenol	ND		ug/kg	190	61.	1
2-Nitrophenol	ND		ug/kg	400	70.	1
4-Nitrophenol	ND		ug/kg	260	76.	1
2,4-Dinitrophenol	ND		ug/kg	890	87.	1
4,6-Dinitro-o-cresol	ND		ug/kg	480	89.	1
Pentachlorophenol	ND		ug/kg	150	41.	1
Phenol	ND		ug/kg	190	28.	1
2-Methylphenol	ND		ug/kg	190	29.	1
3-Methylphenol/4-Methylphenol	ND		ug/kg	270	29.	1
2,4,5-Trichlorophenol	ND		ug/kg	190	36.	1
Carbazole	ND		ug/kg	190	18.	1
Atrazine	ND		ug/kg	150	65.	1
Benzaldehyde	ND		ug/kg	240	50.	1
Caprolactam	ND		ug/kg	190	57.	1
2,3,4,6-Tetrachlorophenol	ND		ug/kg	190	38.	1

Project Name: CPG YONKERS NY **Lab Number:** L1641295

Project Number: Not Specified **Report Date:** 12/30/16

SAMPLE RESULTS

Lab ID: L1641295-05 Date Collected: 12/20/16 15:00

Client ID: B-7, S3, 4-6' Date Received: 12/20/16

Sample Location: YONKERS, NY Field Prep: Not Specified

Parameter	Result	Qualifier	Units	RL	MDL	Dilution Factor
Semivolatile Organics by GC/MS - Westborough Lab						
Tentatively Identified Compounds						
No Tentatively Identified Compounds	ND		ug/kg			1

Surrogate	% Recovery	Qualifier	Acceptance Criteria
2-Fluorophenol	68		25-120
Phenol-d6	75		10-120
Nitrobenzene-d5	77		23-120
2-Fluorobiphenyl	68		30-120
2,4,6-Tribromophenol	74		10-136
4-Terphenyl-d14	48		18-120

Project Name: CPG YONKERS NY
Project Number: Not Specified
Lab Number: L1641295
Report Date: 12/30/16

SAMPLE RESULTS

Lab ID: L1641295-06
Client ID: B-6, S2, 2-4'
Sample Location: YONKERS, NY
Matrix: Soil
Analytical Method: 1,8270D
Analytical Date: 12/29/16 03:49
Analyst: KV
Percent Solids: 89%

Date Collected: 12/20/16 14:55
Date Received: 12/20/16
Field Prep: Not Specified
Extraction Method: EPA 3546
Extraction Date: 12/24/16 13:15

Parameter	Result	Qualifier	Units	RL	MDL	Dilution Factor
Semivolatile Organics by GC/MS - Westborough Lab						
Acenaphthene	20	J	ug/kg	150	19.	1
Hexachlorobenzene	ND		ug/kg	110	21.	1
Bis(2-chloroethyl)ether	ND		ug/kg	160	25.	1
2-Chloronaphthalene	ND		ug/kg	180	18.	1
3,3'-Dichlorobenzidine	ND		ug/kg	180	49.	1
2,4-Dinitrotoluene	ND		ug/kg	180	37.	1
2,6-Dinitrotoluene	ND		ug/kg	180	32.	1
Fluoranthene	510		ug/kg	110	21.	1
4-Chlorophenyl phenyl ether	ND		ug/kg	180	20.	1
4-Bromophenyl phenyl ether	ND		ug/kg	180	28.	1
Bis(2-chloroisopropyl)ether	ND		ug/kg	220	31.	1
Bis(2-chloroethoxy)methane	ND		ug/kg	200	18.	1
Hexachlorobutadiene	ND		ug/kg	180	27.	1
Hexachlorocyclopentadiene	ND		ug/kg	530	170	1
Hexachloroethane	ND		ug/kg	150	30.	1
Isophorone	ND		ug/kg	160	24.	1
Naphthalene	38	J	ug/kg	180	22.	1
Nitrobenzene	ND		ug/kg	160	27.	1
NDPA/DPA	ND		ug/kg	150	21.	1
n-Nitrosodi-n-propylamine	ND		ug/kg	180	28.	1
Bis(2-ethylhexyl)phthalate	ND		ug/kg	180	64.	1
Butyl benzyl phthalate	ND		ug/kg	180	46.	1
Di-n-butylphthalate	ND		ug/kg	180	35.	1
Di-n-octylphthalate	ND		ug/kg	180	62.	1
Diethyl phthalate	ND		ug/kg	180	17.	1
Dimethyl phthalate	ND		ug/kg	180	39.	1
Benzo(a)anthracene	300		ug/kg	110	21.	1
Benzo(a)pyrene	320		ug/kg	150	45.	1
Benzo(b)fluoranthene	400		ug/kg	110	31.	1
Benzo(k)fluoranthene	140		ug/kg	110	29.	1

Project Name: CPG YONKERS NY **Lab Number:** L1641295

Project Number: Not Specified **Report Date:** 12/30/16

SAMPLE RESULTS

Lab ID: L1641295-06 Date Collected: 12/20/16 14:55

Client ID: B-6, S2, 2-4' Date Received: 12/20/16

Sample Location: YONKERS, NY Field Prep: Not Specified

Parameter	Result	Qualifier	Units	RL	MDL	Dilution Factor
Semivolatile Organics by GC/MS - Westborough Lab						
Chrysene	330		ug/kg	110	19.	1
Acenaphthylene	56	J	ug/kg	150	28.	1
Anthracene	73	J	ug/kg	110	36.	1
Benzo(ghi)perylene	230		ug/kg	150	22.	1
Fluorene	ND		ug/kg	180	18.	1
Phenanthrene	300		ug/kg	110	22.	1
Dibenzo(a,h)anthracene	62	J	ug/kg	110	21.	1
Indeno(1,2,3-cd)pyrene	240		ug/kg	150	26.	1
Pyrene	490		ug/kg	110	18.	1
Biphenyl	ND		ug/kg	420	43.	1
4-Chloroaniline	ND		ug/kg	180	33.	1
2-Nitroaniline	ND		ug/kg	180	35.	1
3-Nitroaniline	ND		ug/kg	180	35.	1
4-Nitroaniline	ND		ug/kg	180	76.	1
Dibenzofuran	ND		ug/kg	180	17.	1
2-Methylnaphthalene	29	J	ug/kg	220	22.	1
1,2,4,5-Tetrachlorobenzene	ND		ug/kg	180	19.	1
Acetophenone	ND		ug/kg	180	23.	1
2,4,6-Trichlorophenol	ND		ug/kg	110	35.	1
p-Chloro-m-cresol	ND		ug/kg	180	27.	1
2-Chlorophenol	ND		ug/kg	180	22.	1
2,4-Dichlorophenol	ND		ug/kg	160	30.	1
2,4-Dimethylphenol	ND		ug/kg	180	61.	1
2-Nitrophenol	ND		ug/kg	400	69.	1
4-Nitrophenol	ND		ug/kg	260	75.	1
2,4-Dinitrophenol	ND		ug/kg	880	86.	1
4,6-Dinitro-o-cresol	ND		ug/kg	480	88.	1
Pentachlorophenol	ND		ug/kg	150	40.	1
Phenol	ND		ug/kg	180	28.	1
2-Methylphenol	ND		ug/kg	180	28.	1
3-Methylphenol/4-Methylphenol	ND		ug/kg	260	29.	1
2,4,5-Trichlorophenol	ND		ug/kg	180	35.	1
Carbazole	ND		ug/kg	180	18.	1
Atrazine	ND		ug/kg	150	64.	1
Benzaldehyde	ND		ug/kg	240	50.	1
Caprolactam	ND		ug/kg	180	56.	1
2,3,4,6-Tetrachlorophenol	ND		ug/kg	180	37.	1

Project Name: CPG YONKERS NY **Lab Number:** L1641295

Project Number: Not Specified **Report Date:** 12/30/16

SAMPLE RESULTS

Lab ID: L1641295-06 Date Collected: 12/20/16 14:55

Client ID: B-6, S2, 2-4' Date Received: 12/20/16

Sample Location: YONKERS, NY Field Prep: Not Specified

Parameter	Result	Qualifier	Units	RL	MDL	Dilution Factor
Semivolatile Organics by GC/MS - Westborough Lab						
Tentatively Identified Compounds						
Unknown PAH	249	J	ug/kg			1
Unknown	150	J	ug/kg			1

Surrogate	% Recovery	Qualifier	Acceptance Criteria
2-Fluorophenol	75		25-120
Phenol-d6	81		10-120
Nitrobenzene-d5	84		23-120
2-Fluorobiphenyl	74		30-120
2,4,6-Tribromophenol	86		10-136
4-Terphenyl-d14	54		18-120

Project Name: CPG YONKERS NY
Project Number: Not Specified
Lab Number: L1641295
Report Date: 12/30/16

SAMPLE RESULTS

Lab ID: L1641295-07
Client ID: B-4, S2, 2-4'
Sample Location: YONKERS, NY
Matrix: Soil
Analytical Method: 1,8270D
Analytical Date: 12/29/16 04:15
Analyst: KV
Percent Solids: 86%

Date Collected: 12/20/16 14:50
Date Received: 12/20/16
Field Prep: Not Specified
Extraction Method: EPA 3546
Extraction Date: 12/24/16 13:15

Parameter	Result	Qualifier	Units	RL	MDL	Dilution Factor
Semivolatile Organics by GC/MS - Westborough Lab						
Acenaphthene	ND		ug/kg	160	20.	1
Hexachlorobenzene	ND		ug/kg	120	22.	1
Bis(2-chloroethyl)ether	ND		ug/kg	170	26.	1
2-Chloronaphthalene	ND		ug/kg	190	19.	1
3,3'-Dichlorobenzidine	ND		ug/kg	190	52.	1
2,4-Dinitrotoluene	ND		ug/kg	190	39.	1
2,6-Dinitrotoluene	ND		ug/kg	190	33.	1
Fluoranthene	ND		ug/kg	120	22.	1
4-Chlorophenyl phenyl ether	ND		ug/kg	190	21.	1
4-Bromophenyl phenyl ether	ND		ug/kg	190	30.	1
Bis(2-chloroisopropyl)ether	ND		ug/kg	230	33.	1
Bis(2-chloroethoxy)methane	ND		ug/kg	210	19.	1
Hexachlorobutadiene	ND		ug/kg	190	28.	1
Hexachlorocyclopentadiene	ND		ug/kg	560	180	1
Hexachloroethane	ND		ug/kg	160	31.	1
Isophorone	ND		ug/kg	170	25.	1
Naphthalene	ND		ug/kg	190	24.	1
Nitrobenzene	ND		ug/kg	170	29.	1
NDPA/DPA	ND		ug/kg	160	22.	1
n-Nitrosodi-n-propylamine	ND		ug/kg	190	30.	1
Bis(2-ethylhexyl)phthalate	ND		ug/kg	190	67.	1
Butyl benzyl phthalate	ND		ug/kg	190	49.	1
Di-n-butylphthalate	ND		ug/kg	190	37.	1
Di-n-octylphthalate	ND		ug/kg	190	66.	1
Diethyl phthalate	ND		ug/kg	190	18.	1
Dimethyl phthalate	ND		ug/kg	190	41.	1
Benzo(a)anthracene	ND		ug/kg	120	22.	1
Benzo(a)pyrene	ND		ug/kg	160	47.	1
Benzo(b)fluoranthene	ND		ug/kg	120	33.	1
Benzo(k)fluoranthene	ND		ug/kg	120	31.	1

Project Name: CPG YONKERS NY **Lab Number:** L1641295

Project Number: Not Specified **Report Date:** 12/30/16

SAMPLE RESULTS

Lab ID: L1641295-07 Date Collected: 12/20/16 14:50

Client ID: B-4, S2, 2-4' Date Received: 12/20/16

Sample Location: YONKERS, NY Field Prep: Not Specified

Parameter	Result	Qualifier	Units	RL	MDL	Dilution Factor
Semivolatile Organics by GC/MS - Westborough Lab						
Chrysene	ND		ug/kg	120	20.	1
Acenaphthylene	ND		ug/kg	160	30.	1
Anthracene	ND		ug/kg	120	38.	1
Benzo(ghi)perylene	ND		ug/kg	160	23.	1
Fluorene	ND		ug/kg	190	19.	1
Phenanthrene	ND		ug/kg	120	24.	1
Dibenzo(a,h)anthracene	ND		ug/kg	120	22.	1
Indeno(1,2,3-cd)pyrene	ND		ug/kg	160	27.	1
Pyrene	ND		ug/kg	120	19.	1
Biphenyl	ND		ug/kg	440	45.	1
4-Chloroaniline	ND		ug/kg	190	35.	1
2-Nitroaniline	ND		ug/kg	190	37.	1
3-Nitroaniline	ND		ug/kg	190	37.	1
4-Nitroaniline	ND		ug/kg	190	80.	1
Dibenzofuran	ND		ug/kg	190	18.	1
2-Methylnaphthalene	ND		ug/kg	230	23.	1
1,2,4,5-Tetrachlorobenzene	ND		ug/kg	190	20.	1
Acetophenone	ND		ug/kg	190	24.	1
2,4,6-Trichlorophenol	ND		ug/kg	120	37.	1
p-Chloro-m-cresol	ND		ug/kg	190	29.	1
2-Chlorophenol	ND		ug/kg	190	23.	1
2,4-Dichlorophenol	ND		ug/kg	170	31.	1
2,4-Dimethylphenol	ND		ug/kg	190	64.	1
2-Nitrophenol	ND		ug/kg	420	73.	1
4-Nitrophenol	ND		ug/kg	270	79.	1
2,4-Dinitrophenol	ND		ug/kg	930	90.	1
4,6-Dinitro-o-cresol	ND		ug/kg	500	93.	1
Pentachlorophenol	ND		ug/kg	160	43.	1
Phenol	ND		ug/kg	190	29.	1
2-Methylphenol	ND		ug/kg	190	30.	1
3-Methylphenol/4-Methylphenol	ND		ug/kg	280	30.	1
2,4,5-Trichlorophenol	ND		ug/kg	190	37.	1
Carbazole	ND		ug/kg	190	19.	1
Atrazine	ND		ug/kg	160	68.	1
Benzaldehyde	ND		ug/kg	260	52.	1
Caprolactam	ND		ug/kg	190	59.	1
2,3,4,6-Tetrachlorophenol	ND		ug/kg	190	39.	1

Project Name: CPG YONKERS NY **Lab Number:** L1641295

Project Number: Not Specified **Report Date:** 12/30/16

SAMPLE RESULTS

Lab ID: L1641295-07 Date Collected: 12/20/16 14:50

Client ID: B-4, S2, 2-4' Date Received: 12/20/16

Sample Location: YONKERS, NY Field Prep: Not Specified

Parameter	Result	Qualifier	Units	RL	MDL	Dilution Factor
Semivolatile Organics by GC/MS - Westborough Lab						
Tentatively Identified Compounds						
No Tentatively Identified Compounds	ND		ug/kg			1

Surrogate	% Recovery	Qualifier	Acceptance Criteria
2-Fluorophenol	71		25-120
Phenol-d6	76		10-120
Nitrobenzene-d5	76		23-120
2-Fluorobiphenyl	70		30-120
2,4,6-Tribromophenol	78		10-136
4-Terphenyl-d14	53		18-120

Project Name: CPG YONKERS NY
Project Number: Not Specified
Lab Number: L1641295
Report Date: 12/30/16

SAMPLE RESULTS

Lab ID: L1641295-08
Client ID: B-3, S2, 2-4'
Sample Location: YONKERS, NY
Matrix: Soil
Analytical Method: 1,8270D
Analytical Date: 12/29/16 04:41
Analyst: KV
Percent Solids: 88%

Date Collected: 12/21/16 14:15
Date Received: 12/21/16
Field Prep: Not Specified
Extraction Method: EPA 3546
Extraction Date: 12/24/16 13:15

Parameter	Result	Qualifier	Units	RL	MDL	Dilution Factor
Semivolatile Organics by GC/MS - Westborough Lab						
Acenaphthene	720		ug/kg	150	20.	1
Hexachlorobenzene	ND		ug/kg	110	21.	1
Bis(2-chloroethyl)ether	ND		ug/kg	170	26.	1
2-Chloronaphthalene	ND		ug/kg	190	19.	1
3,3'-Dichlorobenzidine	ND		ug/kg	190	50.	1
2,4-Dinitrotoluene	ND		ug/kg	190	38.	1
2,6-Dinitrotoluene	ND		ug/kg	190	32.	1
Fluoranthene	81000	E	ug/kg	110	22.	1
4-Chlorophenyl phenyl ether	ND		ug/kg	190	20.	1
4-Bromophenyl phenyl ether	43	J	ug/kg	190	29.	1
Bis(2-chloroisopropyl)ether	ND		ug/kg	220	32.	1
Bis(2-chloroethoxy)methane	ND		ug/kg	200	19.	1
Hexachlorobutadiene	ND		ug/kg	190	28.	1
Hexachlorocyclopentadiene	ND		ug/kg	540	170	1
Hexachloroethane	ND		ug/kg	150	30.	1
Isophorone	ND		ug/kg	170	24.	1
Naphthalene	2400		ug/kg	190	23.	1
Nitrobenzene	ND		ug/kg	170	28.	1
NDPA/DPA	ND		ug/kg	150	21.	1
n-Nitrosodi-n-propylamine	ND		ug/kg	190	29.	1
Bis(2-ethylhexyl)phthalate	ND		ug/kg	190	65.	1
Butyl benzyl phthalate	ND		ug/kg	190	47.	1
Di-n-butylphthalate	ND		ug/kg	190	36.	1
Di-n-octylphthalate	ND		ug/kg	190	64.	1
Diethyl phthalate	ND		ug/kg	190	17.	1
Dimethyl phthalate	ND		ug/kg	190	40.	1
Benzo(a)anthracene	43000	E	ug/kg	110	21.	1
Benzo(a)pyrene	41000	E	ug/kg	150	46.	1
Benzo(b)fluoranthene	53000	E	ug/kg	110	32.	1
Benzo(k)fluoranthene	9700	E	ug/kg	110	30.	1

Project Name: CPG YONKERS NY **Lab Number:** L1641295

Project Number: Not Specified **Report Date:** 12/30/16

SAMPLE RESULTS

Lab ID: L1641295-08 Date Collected: 12/21/16 14:15

Client ID: B-3, S2, 2-4' Date Received: 12/21/16

Sample Location: YONKERS, NY Field Prep: Not Specified

Parameter	Result	Qualifier	Units	RL	MDL	Dilution Factor
Semivolatile Organics by GC/MS - Westborough Lab						
Chrysene	33000	E	ug/kg	110	20.	1
Acenaphthylene	7200		ug/kg	150	29.	1
Anthracene	16000	E	ug/kg	110	37.	1
Benzo(ghi)perylene	19000	E	ug/kg	150	22.	1
Fluorene	3000		ug/kg	190	18.	1
Phenanthrene	38000	E	ug/kg	110	23.	1
Dibenzo(a,h)anthracene	5300		ug/kg	110	22.	1
Indeno(1,2,3-cd)pyrene	24000	E	ug/kg	150	26.	1
Pyrene	70000	E	ug/kg	110	19.	1
Biphenyl	190	J	ug/kg	430	44.	1
4-Chloroaniline	ND		ug/kg	190	34.	1
2-Nitroaniline	ND		ug/kg	190	36.	1
3-Nitroaniline	ND		ug/kg	190	36.	1
4-Nitroaniline	ND		ug/kg	190	78.	1
Dibenzofuran	3100		ug/kg	190	18.	1
2-Methylnaphthalene	560		ug/kg	220	23.	1
1,2,4,5-Tetrachlorobenzene	ND		ug/kg	190	20.	1
Acetophenone	ND		ug/kg	190	23.	1
2,4,6-Trichlorophenol	ND		ug/kg	110	36.	1
p-Chloro-m-cresol	ND		ug/kg	190	28.	1
2-Chlorophenol	ND		ug/kg	190	22.	1
2,4-Dichlorophenol	ND		ug/kg	170	30.	1
2,4-Dimethylphenol	ND		ug/kg	190	62.	1
2-Nitrophenol	ND		ug/kg	410	71.	1
4-Nitrophenol	ND		ug/kg	260	77.	1
2,4-Dinitrophenol	ND		ug/kg	900	88.	1
4,6-Dinitro-o-cresol	ND		ug/kg	490	90.	1
Pentachlorophenol	ND		ug/kg	150	41.	1
Phenol	570		ug/kg	190	28.	1
2-Methylphenol	140	J	ug/kg	190	29.	1
3-Methylphenol/4-Methylphenol	580		ug/kg	270	29.	1
2,4,5-Trichlorophenol	ND		ug/kg	190	36.	1
Carbazole	2300		ug/kg	190	18.	1
Atrazine	ND		ug/kg	150	66.	1
Benzaldehyde	ND		ug/kg	250	51.	1
Caprolactam	ND		ug/kg	190	57.	1
2,3,4,6-Tetrachlorophenol	ND		ug/kg	190	38.	1

Project Name: CPG YONKERS NY
Project Number: Not Specified
Lab Number: L1641295
Report Date: 12/30/16

SAMPLE RESULTS

Lab ID: L1641295-08
Client ID: B-3, S2, 2-4'
Sample Location: YONKERS, NY
Date Collected: 12/21/16 14:15
Date Received: 12/21/16
Field Prep: Not Specified

Parameter	Result	Qualifier	Units	RL	MDL	Dilution Factor
Semivolatile Organics by GC/MS - Westborough Lab						
Tentatively Identified Compounds						
Unknown	3580	J	ug/kg			1
Unknown PAH	482	J	ug/kg			1
Unknown PAH	273	J	ug/kg			1
Unknown	208	J	ug/kg			1
Unknown Thiophene	217	J	ug/kg			1
Unknown Naphthalene	874	J	ug/kg			1
Unknown PAH	226	J	ug/kg			1
Unknown Naphthalene	1070	J	ug/kg			1
Unknown PAH	210	J	ug/kg			1
Unknown PAH	203	J	ug/kg			1
Unknown PAH	3040	J	ug/kg			1
Unknown PAH	194	J	ug/kg			1
Unknown PAH	285	J	ug/kg			1
Unknown PAH	370	J	ug/kg			1
Unknown	213	J	ug/kg			1
Unknown Naphthalene	264	J	ug/kg			1
Unknown PAH	1510	J	ug/kg			1
Unknown	183	J	ug/kg			1
Unknown	489	J	ug/kg			1
Unknown Naphthalene	1170	J	ug/kg			1

Surrogate	% Recovery	Qualifier	Acceptance Criteria
2-Fluorophenol	58		25-120
Phenol-d6	62		10-120
Nitrobenzene-d5	65		23-120
2-Fluorobiphenyl	56		30-120
2,4,6-Tribromophenol	73		10-136
4-Terphenyl-d14	61		18-120

Project Name: CPG YONKERS NY
Project Number: Not Specified
Lab Number: L1641295
Report Date: 12/30/16

SAMPLE RESULTS

Lab ID:	L1641295-08	D	Date Collected:	12/21/16 14:15
Client ID:	B-3, S2, 2-4'		Date Received:	12/21/16
Sample Location:	YONKERS, NY		Field Prep:	Not Specified
Matrix:	Soil		Extraction Method:	EPA 3546
Analytical Method:	1,8270D		Extraction Date:	12/24/16 13:15
Analytical Date:	12/29/16 09:28			
Analyst:	KV			
Percent Solids:	88%			

Parameter	Result	Qualifier	Units	RL	MDL	Dilution Factor
Semivolatile Organics by GC/MS - Westborough Lab						
Fluoranthene	110000		ug/kg	2200	430	20
Benzo(a)anthracene	54000		ug/kg	2200	420	20
Benzo(a)pyrene	46000		ug/kg	3000	920	20
Benzo(b)fluoranthene	56000		ug/kg	2200	630	20
Benzo(k)fluoranthene	14000		ug/kg	2200	600	20
Chrysene	44000		ug/kg	2200	390	20
Anthracene	20000		ug/kg	2200	730	20
Benzo(ghi)perylene	24000		ug/kg	3000	440	20
Phenanthrene	50000		ug/kg	2200	460	20
Indeno(1,2,3-cd)pyrene	28000		ug/kg	3000	520	20
Pyrene	92000		ug/kg	2200	370	20

Project Name: CPG YONKERS NY
Project Number: Not Specified

Lab Number: L1641295
Report Date: 12/30/16

SAMPLE RESULTS

Lab ID: L1641295-09
Client ID: B-1, S2, 2-4'
Sample Location: YONKERS, NY
Matrix: Soil
Analytical Method: 1,8270D
Analytical Date: 12/29/16 05:06
Analyst: KV
Percent Solids: 88%

Date Collected: 12/21/16 14:25
Date Received: 12/21/16
Field Prep: Not Specified
Extraction Method: EPA 3546
Extraction Date: 12/24/16 13:15

Parameter	Result	Qualifier	Units	RL	MDL	Dilution Factor
Semivolatile Organics by GC/MS - Westborough Lab						
Acenaphthene	76	J	ug/kg	150	20.	1
Hexachlorobenzene	ND		ug/kg	110	21.	1
Bis(2-chloroethyl)ether	ND		ug/kg	170	26.	1
2-Chloronaphthalene	ND		ug/kg	190	19.	1
3,3'-Dichlorobenzidine	ND		ug/kg	190	50.	1
2,4-Dinitrotoluene	ND		ug/kg	190	38.	1
2,6-Dinitrotoluene	ND		ug/kg	190	32.	1
Fluoranthene	880		ug/kg	110	22.	1
4-Chlorophenyl phenyl ether	ND		ug/kg	190	20.	1
4-Bromophenyl phenyl ether	ND		ug/kg	190	29.	1
Bis(2-chloroisopropyl)ether	ND		ug/kg	230	32.	1
Bis(2-chloroethoxy)methane	ND		ug/kg	200	19.	1
Hexachlorobutadiene	ND		ug/kg	190	28.	1
Hexachlorocyclopentadiene	ND		ug/kg	540	170	1
Hexachloroethane	ND		ug/kg	150	30.	1
Isophorone	ND		ug/kg	170	24.	1
Naphthalene	38	J	ug/kg	190	23.	1
Nitrobenzene	ND		ug/kg	170	28.	1
NDPA/DPA	ND		ug/kg	150	22.	1
n-Nitrosodi-n-propylamine	ND		ug/kg	190	29.	1
Bis(2-ethylhexyl)phthalate	ND		ug/kg	190	65.	1
Butyl benzyl phthalate	ND		ug/kg	190	48.	1
Di-n-butylphthalate	ND		ug/kg	190	36.	1
Di-n-octylphthalate	ND		ug/kg	190	64.	1
Diethyl phthalate	ND		ug/kg	190	17.	1
Dimethyl phthalate	ND		ug/kg	190	40.	1
Benzo(a)anthracene	470		ug/kg	110	21.	1
Benzo(a)pyrene	430		ug/kg	150	46.	1
Benzo(b)fluoranthene	490		ug/kg	110	32.	1
Benzo(k)fluoranthene	160		ug/kg	110	30.	1

Project Name: CPG YONKERS NY **Lab Number:** L1641295

Project Number: Not Specified **Report Date:** 12/30/16

SAMPLE RESULTS

Lab ID: L1641295-09 Date Collected: 12/21/16 14:25

Client ID: B-1, S2, 2-4' Date Received: 12/21/16

Sample Location: YONKERS, NY Field Prep: Not Specified

Parameter	Result	Qualifier	Units	RL	MDL	Dilution Factor
Semivolatile Organics by GC/MS - Westborough Lab						
Chrysene	450		ug/kg	110	20.	1
Acenaphthylene	58	J	ug/kg	150	29.	1
Anthracene	270		ug/kg	110	37.	1
Benzo(ghi)perylene	210		ug/kg	150	22.	1
Fluorene	110	J	ug/kg	190	18.	1
Phenanthrene	850		ug/kg	110	23.	1
Dibenzo(a,h)anthracene	65	J	ug/kg	110	22.	1
Indeno(1,2,3-cd)pyrene	270		ug/kg	150	26.	1
Pyrene	860		ug/kg	110	19.	1
Biphenyl	ND		ug/kg	430	44.	1
4-Chloroaniline	ND		ug/kg	190	34.	1
2-Nitroaniline	ND		ug/kg	190	36.	1
3-Nitroaniline	ND		ug/kg	190	36.	1
4-Nitroaniline	ND		ug/kg	190	78.	1
Dibenzofuran	30	J	ug/kg	190	18.	1
2-Methylnaphthalene	48	J	ug/kg	230	23.	1
1,2,4,5-Tetrachlorobenzene	ND		ug/kg	190	20.	1
Acetophenone	ND		ug/kg	190	23.	1
2,4,6-Trichlorophenol	ND		ug/kg	110	36.	1
p-Chloro-m-cresol	ND		ug/kg	190	28.	1
2-Chlorophenol	ND		ug/kg	190	22.	1
2,4-Dichlorophenol	ND		ug/kg	170	30.	1
2,4-Dimethylphenol	ND		ug/kg	190	62.	1
2-Nitrophenol	ND		ug/kg	410	71.	1
4-Nitrophenol	ND		ug/kg	260	77.	1
2,4-Dinitrophenol	ND		ug/kg	910	88.	1
4,6-Dinitro-o-cresol	ND		ug/kg	490	91.	1
Pentachlorophenol	ND		ug/kg	150	42.	1
Phenol	ND		ug/kg	190	28.	1
2-Methylphenol	ND		ug/kg	190	29.	1
3-Methylphenol/4-Methylphenol	ND		ug/kg	270	30.	1
2,4,5-Trichlorophenol	ND		ug/kg	190	36.	1
Carbazole	ND		ug/kg	190	18.	1
Atrazine	ND		ug/kg	150	66.	1
Benzaldehyde	ND		ug/kg	250	51.	1
Caprolactam	ND		ug/kg	190	57.	1
2,3,4,6-Tetrachlorophenol	ND		ug/kg	190	38.	1

Project Name: CPG YONKERS NY **Lab Number:** L1641295

Project Number: Not Specified **Report Date:** 12/30/16

SAMPLE RESULTS

Lab ID: L1641295-09 Date Collected: 12/21/16 14:25

Client ID: B-1, S2, 2-4' Date Received: 12/21/16

Sample Location: YONKERS, NY Field Prep: Not Specified

Parameter	Result	Qualifier	Units	RL	MDL	Dilution Factor
Semivolatile Organics by GC/MS - Westborough Lab						
Tentatively Identified Compounds						
Unknown PAH	160	J	ug/kg			1
Unknown PAH	227	J	ug/kg			1
Unknown	182	J	ug/kg			1
Unknown	282	J	ug/kg			1

Surrogate	% Recovery	Qualifier	Acceptance Criteria
2-Fluorophenol	75		25-120
Phenol-d6	79		10-120
Nitrobenzene-d5	77		23-120
2-Fluorobiphenyl	62		30-120
2,4,6-Tribromophenol	93		10-136
4-Terphenyl-d14	50		18-120

Project Name: CPG YONKERS NY
Project Number: Not Specified

Lab Number: L1641295
Report Date: 12/30/16

SAMPLE RESULTS

Lab ID:	L1641295-10	Date Collected:	12/21/16 14:35
Client ID:	B-2	Date Received:	12/21/16
Sample Location:	YONKERS, NY	Field Prep:	Not Specified
Matrix:	Soil	Extraction Method:	EPA 3546
Analytical Method:	1,8270D	Extraction Date:	12/24/16 13:15
Analytical Date:	12/29/16 05:32		
Analyst:	KV		
Percent Solids:	89%		

Parameter	Result	Qualifier	Units	RL	MDL	Dilution Factor
Semivolatile Organics by GC/MS - Westborough Lab						
Acenaphthene	ND		ug/kg	150	19.	1
Hexachlorobenzene	ND		ug/kg	110	21.	1
Bis(2-chloroethyl)ether	ND		ug/kg	160	25.	1
2-Chloronaphthalene	ND		ug/kg	180	18.	1
3,3'-Dichlorobenzidine	ND		ug/kg	180	49.	1
2,4-Dinitrotoluene	ND		ug/kg	180	37.	1
2,6-Dinitrotoluene	ND		ug/kg	180	32.	1
Fluoranthene	120		ug/kg	110	21.	1
4-Chlorophenyl phenyl ether	ND		ug/kg	180	20.	1
4-Bromophenyl phenyl ether	ND		ug/kg	180	28.	1
Bis(2-chloroisopropyl)ether	ND		ug/kg	220	31.	1
Bis(2-chloroethoxy)methane	ND		ug/kg	200	18.	1
Hexachlorobutadiene	ND		ug/kg	180	27.	1
Hexachlorocyclopentadiene	ND		ug/kg	530	170	1
Hexachloroethane	ND		ug/kg	150	30.	1
Isophorone	ND		ug/kg	160	24.	1
Naphthalene	ND		ug/kg	180	22.	1
Nitrobenzene	ND		ug/kg	160	27.	1
NDPA/DPA	ND		ug/kg	150	21.	1
n-Nitrosodi-n-propylamine	ND		ug/kg	180	28.	1
Bis(2-ethylhexyl)phthalate	ND		ug/kg	180	64.	1
Butyl benzyl phthalate	ND		ug/kg	180	46.	1
Di-n-butylphthalate	ND		ug/kg	180	35.	1
Di-n-octylphthalate	ND		ug/kg	180	62.	1
Diethyl phthalate	ND		ug/kg	180	17.	1
Dimethyl phthalate	ND		ug/kg	180	39.	1
Benzo(a)anthracene	64	J	ug/kg	110	21.	1
Benzo(a)pyrene	76	J	ug/kg	150	45.	1
Benzo(b)fluoranthene	80	J	ug/kg	110	31.	1
Benzo(k)fluoranthene	35	J	ug/kg	110	29.	1

Project Name: CPG YONKERS NY **Lab Number:** L1641295

Project Number: Not Specified **Report Date:** 12/30/16

SAMPLE RESULTS

Lab ID: L1641295-10 Date Collected: 12/21/16 14:35

Client ID: B-2 Date Received: 12/21/16

Sample Location: YONKERS, NY Field Prep: Not Specified

Parameter	Result	Qualifier	Units	RL	MDL	Dilution Factor
Semivolatile Organics by GC/MS - Westborough Lab						
Chrysene	61	J	ug/kg	110	19.	1
Acenaphthylene	ND		ug/kg	150	28.	1
Anthracene	ND		ug/kg	110	36.	1
Benzo(ghi)perylene	51	J	ug/kg	150	22.	1
Fluorene	ND		ug/kg	180	18.	1
Phenanthrene	60	J	ug/kg	110	22.	1
Dibenzo(a,h)anthracene	ND		ug/kg	110	21.	1
Indeno(1,2,3-cd)pyrene	46	J	ug/kg	150	26.	1
Pyrene	120		ug/kg	110	18.	1
Biphenyl	ND		ug/kg	420	43.	1
4-Chloroaniline	ND		ug/kg	180	33.	1
2-Nitroaniline	ND		ug/kg	180	35.	1
3-Nitroaniline	ND		ug/kg	180	35.	1
4-Nitroaniline	ND		ug/kg	180	76.	1
Dibenzofuran	ND		ug/kg	180	17.	1
2-Methylnaphthalene	ND		ug/kg	220	22.	1
1,2,4,5-Tetrachlorobenzene	ND		ug/kg	180	19.	1
Acetophenone	ND		ug/kg	180	23.	1
2,4,6-Trichlorophenol	ND		ug/kg	110	35.	1
p-Chloro-m-cresol	ND		ug/kg	180	27.	1
2-Chlorophenol	ND		ug/kg	180	22.	1
2,4-Dichlorophenol	ND		ug/kg	160	30.	1
2,4-Dimethylphenol	ND		ug/kg	180	61.	1
2-Nitrophenol	ND		ug/kg	400	69.	1
4-Nitrophenol	ND		ug/kg	260	75.	1
2,4-Dinitrophenol	ND		ug/kg	880	86.	1
4,6-Dinitro-o-cresol	ND		ug/kg	480	88.	1
Pentachlorophenol	ND		ug/kg	150	40.	1
Phenol	ND		ug/kg	180	28.	1
2-Methylphenol	ND		ug/kg	180	28.	1
3-Methylphenol/4-Methylphenol	ND		ug/kg	260	29.	1
2,4,5-Trichlorophenol	ND		ug/kg	180	35.	1
Carbazole	ND		ug/kg	180	18.	1
Atrazine	ND		ug/kg	150	64.	1
Benzaldehyde	ND		ug/kg	240	50.	1
Caprolactam	ND		ug/kg	180	56.	1
2,3,4,6-Tetrachlorophenol	ND		ug/kg	180	37.	1

Project Name: CPG YONKERS NY **Lab Number:** L1641295

Project Number: Not Specified **Report Date:** 12/30/16

SAMPLE RESULTS

Lab ID: L1641295-10 Date Collected: 12/21/16 14:35

Client ID: B-2 Date Received: 12/21/16

Sample Location: YONKERS, NY Field Prep: Not Specified

Parameter	Result	Qualifier	Units	RL	MDL	Dilution Factor
Semivolatile Organics by GC/MS - Westborough Lab						
Tentatively Identified Compounds						
No Tentatively Identified Compounds	ND		ug/kg			1

Surrogate	% Recovery	Qualifier	Acceptance Criteria
2-Fluorophenol	78		25-120
Phenol-d6	84		10-120
Nitrobenzene-d5	81		23-120
2-Fluorobiphenyl	86		30-120
2,4,6-Tribromophenol	99		10-136
4-Terphenyl-d14	81		18-120

Project Name: CPG YONKERS NY
Project Number: Not Specified

Lab Number: L1641295
Report Date: 12/30/16

Method Blank Analysis
Batch Quality Control

Analytical Method: 1,8270D
Analytical Date: 12/29/16 00:28
Analyst: KV

Extraction Method: EPA 3546
Extraction Date: 12/24/16 13:15

Parameter	Result	Qualifier	Units	RL	MDL
Semivolatile Organics by GC/MS - Westborough Lab for sample(s): 01-02,04-10 Batch: WG964612-1					
Acenaphthene	ND		ug/kg	130	17.
Hexachlorobenzene	ND		ug/kg	97	18.
Bis(2-chloroethyl)ether	ND		ug/kg	140	22.
2-Chloronaphthalene	ND		ug/kg	160	16.
3,3'-Dichlorobenzidine	ND		ug/kg	160	43.
2,4-Dinitrotoluene	ND		ug/kg	160	32.
2,6-Dinitrotoluene	ND		ug/kg	160	28.
Fluoranthene	ND		ug/kg	97	18.
4-Chlorophenyl phenyl ether	ND		ug/kg	160	17.
4-Bromophenyl phenyl ether	ND		ug/kg	160	25.
Bis(2-chloroisopropyl)ether	ND		ug/kg	190	28.
Bis(2-chloroethoxy)methane	ND		ug/kg	170	16.
Hexachlorobutadiene	ND		ug/kg	160	24.
Hexachlorocyclopentadiene	ND		ug/kg	460	150
Hexachloroethane	ND		ug/kg	130	26.
Isophorone	ND		ug/kg	140	21.
Naphthalene	ND		ug/kg	160	20.
Nitrobenzene	ND		ug/kg	140	24.
NDPA/DPA	ND		ug/kg	130	18.
n-Nitrosodi-n-propylamine	ND		ug/kg	160	25.
Bis(2-ethylhexyl)phthalate	ND		ug/kg	160	56.
Butyl benzyl phthalate	ND		ug/kg	160	41.
Di-n-butylphthalate	ND		ug/kg	160	31.
Di-n-octylphthalate	ND		ug/kg	160	55.
Diethyl phthalate	ND		ug/kg	160	15.
Dimethyl phthalate	ND		ug/kg	160	34.
Benzo(a)anthracene	ND		ug/kg	97	18.
Benzo(a)pyrene	ND		ug/kg	130	39.
Benzo(b)fluoranthene	ND		ug/kg	97	27.

Project Name: CPG YONKERS NY
Project Number: Not Specified

Lab Number: L1641295
Report Date: 12/30/16

Method Blank Analysis
Batch Quality Control

Analytical Method: 1,8270D
Analytical Date: 12/29/16 00:28
Analyst: KV

Extraction Method: EPA 3546
Extraction Date: 12/24/16 13:15

Parameter	Result	Qualifier	Units	RL	MDL
Semivolatile Organics by GC/MS - Westborough Lab for sample(s): 01-02,04-10 Batch: WG964612-1					
Benzo(k)fluoranthene	ND		ug/kg	97	26.
Chrysene	ND		ug/kg	97	17.
Acenaphthylene	ND		ug/kg	130	25.
Anthracene	ND		ug/kg	97	32.
Benzo(ghi)perylene	ND		ug/kg	130	19.
Fluorene	ND		ug/kg	160	16.
Phenanthrene	ND		ug/kg	97	20.
Dibenzo(a,h)anthracene	ND		ug/kg	97	19.
Indeno(1,2,3-cd)pyrene	ND		ug/kg	130	22.
Pyrene	ND		ug/kg	97	16.
Biphenyl	ND		ug/kg	370	38.
4-Chloroaniline	ND		ug/kg	160	29.
2-Nitroaniline	ND		ug/kg	160	31.
3-Nitroaniline	ND		ug/kg	160	30.
4-Nitroaniline	ND		ug/kg	160	67.
Dibenzofuran	ND		ug/kg	160	15.
2-Methylnaphthalene	ND		ug/kg	190	20.
1,2,4,5-Tetrachlorobenzene	ND		ug/kg	160	17.
Acetophenone	ND		ug/kg	160	20.
2,4,6-Trichlorophenol	ND		ug/kg	97	31.
p-Chloro-m-cresol	ND		ug/kg	160	24.
2-Chlorophenol	ND		ug/kg	160	19.
2,4-Dichlorophenol	ND		ug/kg	140	26.
2,4-Dimethylphenol	ND		ug/kg	160	53.
2-Nitrophenol	ND		ug/kg	350	61.
4-Nitrophenol	ND		ug/kg	230	66.
2,4-Dinitrophenol	ND		ug/kg	780	75.
4,6-Dinitro-o-cresol	ND		ug/kg	420	78.
Pentachlorophenol	ND		ug/kg	130	36.

Project Name: CPG YONKERS NY
Project Number: Not Specified

Lab Number: L1641295
Report Date: 12/30/16

Method Blank Analysis
Batch Quality Control

Analytical Method: 1,8270D
Analytical Date: 12/29/16 00:28
Analyst: KV

Extraction Method: EPA 3546
Extraction Date: 12/24/16 13:15

Parameter	Result	Qualifier	Units	RL	MDL
Semivolatile Organics by GC/MS - Westborough Lab for sample(s): 01-02,04-10 Batch: WG964612-1					
Phenol	ND		ug/kg	160	24.
2-Methylphenol	ND		ug/kg	160	25.
3-Methylphenol/4-Methylphenol	ND		ug/kg	230	25.
2,4,5-Trichlorophenol	ND		ug/kg	160	31.
Carbazole	ND		ug/kg	160	16.
Atrazine	ND		ug/kg	130	56.
Benzaldehyde	ND		ug/kg	210	44.
Caprolactam	ND		ug/kg	160	49.
2,3,4,6-Tetrachlorophenol	ND		ug/kg	160	33.

Tentatively Identified Compounds

No Tentatively Identified Compounds	ND	ug/kg

Surrogate	%Recovery	Qualifier	Acceptance Criteria
2-Fluorophenol	72		25-120
Phenol-d6	75		10-120
Nitrobenzene-d5	67		23-120
2-Fluorobiphenyl	65		30-120
2,4,6-Tribromophenol	64		10-136
4-Terphenyl-d14	62		18-120

Lab Control Sample Analysis
Batch Quality Control

Project Name: CPG YONKERS NY
Project Number: Not Specified

Lab Number: L1641295
Report Date: 12/30/16

Parameter	LCS %Recovery	Qual	LCSD %Recovery	Qual	%Recovery Limits	RPD	Qual	RPD Limits
Semivolatile Organics by GC/MS - Westborough Lab Associated sample(s): 01-02,04-10 Batch: WG964612-2 WG964612-3								
Acenaphthene	70		63		31-137	11		50
Benzidine	14		11		10-66	24		50
1,2,4-Trichlorobenzene	72		66		38-107	9		50
Hexachlorobenzene	72		64		40-140	12		50
Bis(2-chloroethyl)ether	73		66		40-140	10		50
2-Chloronaphthalene	73		65		40-140	12		50
1,2-Dichlorobenzene	68		63		40-140	8		50
1,3-Dichlorobenzene	67		63		40-140	6		50
1,4-Dichlorobenzene	66		62		28-104	6		50
3,3'-Dichlorobenzidine	50		46		40-140	8		50
2,4-Dinitrotoluene	78		71		40-132	9		50
2,6-Dinitrotoluene	81		74		40-140	9		50
Azobenzene	73		66		40-140	10		50
Fluoranthene	72		64		40-140	12		50
4-Chlorophenyl phenyl ether	73		64		40-140	13		50
4-Bromophenyl phenyl ether	72		65		40-140	10		50
Bis(2-chloroisopropyl)ether	70		65		40-140	7		50
Bis(2-chloroethoxy)methane	75		70		40-117	7		50
Hexachlorobutadiene	69		63		40-140	9		50
Hexachlorocyclopentadiene	68		61		40-140	11		50
Hexachloroethane	68		62		40-140	9		50

Lab Control Sample Analysis
Batch Quality Control

Project Name: CPG YONKERS NY
Project Number: Not Specified

Lab Number: L1641295
Report Date: 12/30/16

Parameter	LCS %Recovery	Qual	LCSD %Recovery	Qual	%Recovery Limits	RPD	Qual	RPD Limits
Semivolatile Organics by GC/MS - Westborough Lab Associated sample(s): 01-02,04-10 Batch: WG964612-2 WG964612-3								
Isophorone	73		68		40-140	7		50
Naphthalene	69		62		40-140	11		50
Nitrobenzene	77		70		40-140	10		50
NDPA/DPA	73		65		36-157	12		50
n-Nitrosodi-n-propylamine	75		70		32-121	7		50
Bis(2-ethylhexyl)phthalate	82		72		40-140	13		50
Butyl benzyl phthalate	80		70		40-140	13		50
Di-n-butylphthalate	76		66		40-140	14		50
Di-n-octylphthalate	85		74		40-140	14		50
Diethyl phthalate	74		65		40-140	13		50
Dimethyl phthalate	72		66		40-140	9		50
Benzo(a)anthracene	72		63		40-140	13		50
Benzo(a)pyrene	73		65		40-140	12		50
Benzo(b)fluoranthene	72		65		40-140	10		50
Benzo(k)fluoranthene	72		63		40-140	13		50
Chrysene	71		62		40-140	14		50
Acenaphthylene	73		64		40-140	13		50
Anthracene	73		63		40-140	15		50
Benzo(ghi)perylene	72		60		40-140	18		50
Fluorene	72		65		40-140	10		50
Phenanthrene	73		63		40-140	15		50

Lab Control Sample Analysis
Batch Quality Control

Project Name: CPG YONKERS NY
Project Number: Not Specified

Lab Number: L1641295
Report Date: 12/30/16

Parameter	LCS %Recovery	Qual	LCSD %Recovery	Qual	%Recovery Limits	RPD	Qual	RPD Limits
Semivolatile Organics by GC/MS - Westborough Lab Associated sample(s): 01-02,04-10 Batch: WG964612-2 WG964612-3								
Dibenzo(a,h)anthracene	69		59		40-140	16		50
Indeno(1,2,3-cd)pyrene	72		61		40-140	17		50
Pyrene	72		62		35-142	15		50
Biphenyl	76		69		54-104	10		50
4-Chloroaniline	**36**	Q	52		40-140	36		50
1-Methylnaphthalene	73		64		26-130	13		50
2-Nitroaniline	76		68		47-134	11		50
3-Nitroaniline	55		51		26-129	8		50
4-Nitroaniline	70		61		41-125	14		50
Dibenzofuran	70		62		40-140	12		50
2-Methylnaphthalene	71		64		40-140	10		50
1,2,4,5-Tetrachlorobenzene	75		67		40-117	11		50
Acetophenone	86		77		14-144	11		50
n-Nitrosodimethylamine	67		60		22-100	11		50
2,4,6-Trichlorophenol	84		74		30-130	13		50
p-Chloro-m-cresol	85		76		26-103	11		50
2-Chlorophenol	77		71		25-102	8		50
2,4-Dichlorophenol	85		77		30-130	10		50
2,4-Dimethylphenol	78		71		30-130	9		50
2-Nitrophenol	78		74		30-130	5		50
4-Nitrophenol	81		69		11-114	16		50

Lab Control Sample Analysis
Batch Quality Control

Project Name: CPG YONKERS NY
Project Number: Not Specified

Lab Number: L1641295
Report Date: 12/30/16

Parameter	LCS %Recovery	Qual	LCSD %Recovery	Qual	%Recovery Limits	RPD	Qual	RPD Limits
Semivolatile Organics by GC/MS - Westborough Lab Associated sample(s): 01-02,04-10 Batch: WG964612-2 WG964612-3								
2,4-Dinitrophenol	56		46		4-130	20		50
4,6-Dinitro-o-cresol	69		64		10-130	8		50
Pentachlorophenol	58		53		17-109	9		50
Phenol	76		68		26-90	11		50
2-Methylphenol	82		75		30-130.	9		50
3-Methylphenol/4-Methylphenol	84		75		30-130	11		50
2,4,5-Trichlorophenol	79		71		30-130	11		50
Benzoic Acid	23		22		10-110	4		50
Benzyl Alcohol	85		77		40-140	10		50
Carbazole	73		64		54-128	13		50
Parathion, ethyl	95		85		40-140	11		50
Atrazine	96		85		40-140	12		50
Benzaldehyde	72		68		40-140	6		50
Caprolactam	87		77		15-130	12		50
2,3,4,6-Tetrachlorophenol	74		66		40-140	11		50

Lab Control Sample Analysis
Batch Quality Control

Project Name: CPG YONKERS NY
Project Number: Not Specified

Lab Number: L1641295
Report Date: 12/30/16

Parameter	LCS %Recovery	Qual	LCSD %Recovery	Qual	%Recovery Limits	RPD	Qual	RPD Limits
Semivolatile Organics by GC/MS - Westborough Lab Associated sample(s): 01-02,04-10 Batch: WG964612-2 WG964612-3								

Surrogate	LCS %Recovery	Qual	LCSD %Recovery	Qual	Acceptance Criteria
2-Fluorophenol	79		72		25-120
Phenol-d6	82		76		10-120
Nitrobenzene-d5	76		70		23-120
2-Fluorobiphenyl	71		65		30-120
2,4,6-Tribromophenol	73		64		10-136
4-Terphenyl-d14	69		62		18-120

PCBS

Project Name: CPG YONKERS NY
Project Number: Not Specified
Lab Number: L1641295
Report Date: 12/30/16

SAMPLE RESULTS

Lab ID:	L1641295-01	Date Collected:	12/19/16 14:40
Client ID:	B-11, S2, 2-4'	Date Received:	12/19/16
Sample Location:	YONKERS, NY	Field Prep:	Not Specified
Matrix:	Soil	Extraction Method:	EPA 3546
Analytical Method:	1,8082A	Extraction Date:	12/29/16 13:30
Analytical Date:	12/29/16 18:49	Cleanup Method:	EPA 3665A
Analyst:	AF	Cleanup Date:	12/29/16
Percent Solids:	88%	Cleanup Method:	EPA 3660B
		Cleanup Date:	12/29/16

Parameter	Result	Qualifier	Units	RL	MDL	Dilution Factor	Column
Polychlorinated Biphenyls by GC - Westborough Lab							
Aroclor 1016	ND		ug/kg	37.5	2.96	1	A
Aroclor 1221	ND		ug/kg	37.5	3.45	1	A
Aroclor 1232	ND		ug/kg	37.5	4.39	1	A
Aroclor 1242	ND		ug/kg	37.5	4.59	1	A
Aroclor 1248	ND		ug/kg	37.5	3.16	1	A
Aroclor 1254	ND		ug/kg	37.5	3.08	1	A
Aroclor 1260	ND		ug/kg	37.5	2.86	1	A
Aroclor 1262	ND		ug/kg	37.5	1.86	1	A
Aroclor 1268	238		ug/kg	37.5	5.43	1	B
PCBs, Total	238		ug/kg	37.5	5.43	1	B

Surrogate	% Recovery	Qualifier	Acceptance Criteria	Column
2,4,5,6-Tetrachloro-m-xylene	73		30-150	A
Decachlorobiphenyl	**344**	Q	30-150	A
2,4,5,6-Tetrachloro-m-xylene	75		30-150	B
Decachlorobiphenyl	**402**	Q	30-150	B

Project Name: CPG YONKERS NY
Project Number: Not Specified
Lab Number: L1641295
Report Date: 12/30/16

SAMPLE RESULTS

Lab ID:	L1641295-02	Date Collected:	12/19/16 15:00
Client ID:	B-5, S1, 0-2'	Date Received:	12/19/16
Sample Location:	YONKERS, NY	Field Prep:	Not Specified
Matrix:	Soil	Extraction Method:	EPA 3546
Analytical Method:	1,8082A	Extraction Date:	12/29/16 11:10
Analytical Date:	12/29/16 19:03	Cleanup Method:	EPA 3665A
Analyst:	AF	Cleanup Date:	12/29/16
Percent Solids:	86%	Cleanup Method:	EPA 3660B
		Cleanup Date:	12/29/16

Parameter	Result	Qualifier	Units	RL	MDL	Dilution Factor	Column
Polychlorinated Biphenyls by GC - Westborough Lab							
Aroclor 1016	ND		ug/kg	37.4	2.95	1	A
Aroclor 1221	ND		ug/kg	37.4	3.44	1	A
Aroclor 1232	ND		ug/kg	37.4	4.38	1	A
Aroclor 1242	ND		ug/kg	37.4	4.57	1	A
Aroclor 1248	ND		ug/kg	37.4	3.15	1	A
Aroclor 1254	ND		ug/kg	37.4	3.07	1	A
Aroclor 1260	ND		ug/kg	37.4	2.85	1	A
Aroclor 1262	ND		ug/kg	37.4	1.85	1	A
Aroclor 1268	ND		ug/kg	37.4	5.42	1	A
PCBs, Total	ND		ug/kg	37.4	1.85	1	A

Surrogate	% Recovery	Qualifier	Acceptance Criteria	Column
2,4,5,6-Tetrachloro-m-xylene	74		30-150	A
Decachlorobiphenyl	58		30-150	A
2,4,5,6-Tetrachloro-m-xylene	92		30-150	B
Decachlorobiphenyl	81		30-150	B

Project Name: CPG YONKERS NY
Project Number: Not Specified
Lab Number: L1641295
Report Date: 12/30/16

SAMPLE RESULTS

Lab ID:	L1641295-04	Date Collected:	12/20/16 15:10
Client ID:	B-8, 2-6'	Date Received:	12/20/16
Sample Location:	YONKERS, NY	Field Prep:	Not Specified
Matrix:	Soil	Extraction Method:	EPA 3546
Analytical Method:	1,8082A	Extraction Date:	12/29/16 11:10
Analytical Date:	12/29/16 19:17	Cleanup Method:	EPA 3665A
Analyst:	AF	Cleanup Date:	12/29/16
Percent Solids:	92%	Cleanup Method:	EPA 3660B
		Cleanup Date:	12/29/16

Parameter	Result	Qualifier	Units	RL	MDL	Dilution Factor	Column
Polychlorinated Biphenyls by GC - Westborough Lab							
Aroclor 1016	ND		ug/kg	35.6	2.81	1	A
Aroclor 1221	ND		ug/kg	35.6	3.28	1	A
Aroclor 1232	ND		ug/kg	35.6	4.18	1	A
Aroclor 1242	ND		ug/kg	35.6	4.36	1	A
Aroclor 1248	ND		ug/kg	35.6	3.01	1	A
Aroclor 1254	ND		ug/kg	35.6	2.93	1	A
Aroclor 1260	ND		ug/kg	35.6	2.72	1	A
Aroclor 1262	ND		ug/kg	35.6	1.77	1	A
Aroclor 1268	ND		ug/kg	35.6	5.17	1	A
PCBs, Total	ND		ug/kg	35.6	1.77	1	A

Surrogate	% Recovery	Qualifier	Acceptance Criteria	Column
2,4,5,6-Tetrachloro-m-xylene	78		30-150	A
Decachlorobiphenyl	51		30-150	A
2,4,5,6-Tetrachloro-m-xylene	79		30-150	B
Decachlorobiphenyl	67		30-150	B

Project Name: CPG YONKERS NY
Project Number: Not Specified
Lab Number: L1641295
Report Date: 12/30/16

SAMPLE RESULTS

Lab ID:	L1641295-05	Date Collected:	12/20/16 15:00
Client ID:	B-7, S3, 4-6'	Date Received:	12/20/16
Sample Location:	YONKERS, NY	Field Prep:	Not Specified
Matrix:	Soil	Extraction Method:	EPA 3546
Analytical Method:	1,8082A	Extraction Date:	12/29/16 11:10
Analytical Date:	12/29/16 19:30	Cleanup Method:	EPA 3665A
Analyst:	AF	Cleanup Date:	12/29/16
Percent Solids:	87%	Cleanup Method:	EPA 3660B
		Cleanup Date:	12/29/16

Parameter	Result	Qualifier	Units	RL	MDL	Dilution Factor	Column
Polychlorinated Biphenyls by GC - Westborough Lab							
Aroclor 1016	ND		ug/kg	37.6	2.97	1	A
Aroclor 1221	ND		ug/kg	37.6	3.47	1	A
Aroclor 1232	ND		ug/kg	37.6	4.41	1	A
Aroclor 1242	ND		ug/kg	37.6	4.60	1	A
Aroclor 1248	ND		ug/kg	37.6	3.17	1	A
Aroclor 1254	ND		ug/kg	37.6	3.09	1	A
Aroclor 1260	16.4	J	ug/kg	37.6	2.86	1	A
Aroclor 1262	ND		ug/kg	37.6	1.86	1	A
Aroclor 1268	ND		ug/kg	37.6	5.45	1	A
PCBs, Total	16.4	J	ug/kg	37.6	1.86	1	A

Surrogate	% Recovery	Qualifier	Acceptance Criteria	Column
2,4,5,6-Tetrachloro-m-xylene	78		30-150	A
Decachlorobiphenyl	56		30-150	A
2,4,5,6-Tetrachloro-m-xylene	81		30-150	B
Decachlorobiphenyl	66		30-150	B

Project Name: CPG YONKERS NY
Project Number: Not Specified
Lab Number: L1641295
Report Date: 12/30/16

SAMPLE RESULTS

Lab ID:	L1641295-06	Date Collected:	12/20/16 14:55
Client ID:	B-6, S2, 2-4'	Date Received:	12/20/16
Sample Location:	YONKERS, NY	Field Prep:	Not Specified
Matrix:	Soil	Extraction Method:	EPA 3546
Analytical Method:	1,8082A	Extraction Date:	12/29/16 11:10
Analytical Date:	12/29/16 19:44	Cleanup Method:	EPA 3665A
Analyst:	AF	Cleanup Date:	12/29/16
Percent Solids:	89%	Cleanup Method:	EPA 3660B
		Cleanup Date:	12/29/16

Parameter	Result	Qualifier	Units	RL	MDL	Dilution Factor	Column
Polychlorinated Biphenyls by GC - Westborough Lab							
Aroclor 1016	ND		ug/kg	37.1	2.93	1	A
Aroclor 1221	ND		ug/kg	37.1	3.42	1	A
Aroclor 1232	ND		ug/kg	37.1	4.35	1	A
Aroclor 1242	ND		ug/kg	37.1	4.54	1	A
Aroclor 1248	ND		ug/kg	37.1	3.13	1	A
Aroclor 1254	ND		ug/kg	37.1	3.05	1	A
Aroclor 1260	5.36	J	ug/kg	37.1	2.83	1	A
Aroclor 1262	ND		ug/kg	37.1	1.84	1	A
Aroclor 1268	ND		ug/kg	37.1	5.38	1	A
PCBs, Total	5.36	J	ug/kg	37.1	1.84	1	A

Surrogate	% Recovery	Qualifier	Acceptance Criteria	Column
2,4,5,6-Tetrachloro-m-xylene	83		30-150	A
Decachlorobiphenyl	58		30-150	A
2,4,5,6-Tetrachloro-m-xylene	85		30-150	B
Decachlorobiphenyl	68		30-150	B

Project Name: CPG YONKERS NY
Project Number: Not Specified
Lab Number: L1641295
Report Date: 12/30/16

SAMPLE RESULTS

Lab ID:	L1641295-07	Date Collected:	12/20/16 14:50
Client ID:	B-4, S2, 2-4'	Date Received:	12/20/16
Sample Location:	YONKERS, NY	Field Prep:	Not Specified
Matrix:	Soil	Extraction Method:	EPA 3546
Analytical Method:	1,8082A	Extraction Date:	12/29/16 11:10
Analytical Date:	12/29/16 19:58	Cleanup Method:	EPA 3665A
Analyst:	AF	Cleanup Date:	12/29/16
Percent Solids:	86%	Cleanup Method:	EPA 3660B
		Cleanup Date:	12/29/16

Parameter	Result	Qualifier	Units	RL	MDL	Dilution Factor	Column
Polychlorinated Biphenyls by GC - Westborough Lab							
Aroclor 1016	ND		ug/kg	38.7	3.06	1	A
Aroclor 1221	ND		ug/kg	38.7	3.57	1	A
Aroclor 1232	ND		ug/kg	38.7	4.54	1	A
Aroclor 1242	ND		ug/kg	38.7	4.74	1	A
Aroclor 1248	ND		ug/kg	38.7	3.27	1	A
Aroclor 1254	ND		ug/kg	38.7	3.18	1	A
Aroclor 1260	ND		ug/kg	38.7	2.95	1	A
Aroclor 1262	ND		ug/kg	38.7	1.92	1	A
Aroclor 1268	ND		ug/kg	38.7	5.62	1	A
PCBs, Total	ND		ug/kg	38.7	1.92	1	A

Surrogate	% Recovery	Qualifier	Acceptance Criteria	Column
2,4,5,6-Tetrachloro-m-xylene	91		30-150	A
Decachlorobiphenyl	54		30-150	A
2,4,5,6-Tetrachloro-m-xylene	93		30-150	B
Decachlorobiphenyl	68		30-150	B

Project Name: CPG YONKERS NY
Project Number: Not Specified
Lab Number: L1641295
Report Date: 12/30/16

SAMPLE RESULTS

Lab ID:	L1641295-08	Date Collected:	12/21/16 14:15
Client ID:	B-3, S2, 2-4'	Date Received:	12/21/16
Sample Location:	YONKERS, NY	Field Prep:	Not Specified
Matrix:	Soil	Extraction Method:	EPA 3546
Analytical Method:	1,8082A	Extraction Date:	12/29/16 11:10
Analytical Date:	12/29/16 20:12	Cleanup Method:	EPA 3665A
Analyst:	AF	Cleanup Date:	12/29/16
Percent Solids:	88%	Cleanup Method:	EPA 3660B
		Cleanup Date:	12/29/16

Parameter	Result	Qualifier	Units	RL	MDL	Dilution Factor	Column
Polychlorinated Biphenyls by GC - Westborough Lab							
Aroclor 1016	ND		ug/kg	37.2	2.94	1	A
Aroclor 1221	ND		ug/kg	37.2	3.43	1	A
Aroclor 1232	ND		ug/kg	37.2	4.36	1	A
Aroclor 1242	ND		ug/kg	37.2	4.55	1	A
Aroclor 1248	ND		ug/kg	37.2	3.14	1	A
Aroclor 1254	ND		ug/kg	37.2	3.06	1	A
Aroclor 1260	15.6	J	ug/kg	37.2	2.84	1	A
Aroclor 1262	ND		ug/kg	37.2	1.84	1	A
Aroclor 1268	ND		ug/kg	37.2	5.40	1	A
PCBs, Total	15.6	J	ug/kg	37.2	1.84	1	A

Surrogate	% Recovery	Qualifier	Acceptance Criteria	Column
2,4,5,6-Tetrachloro-m-xylene	78		30-150	A
Decachlorobiphenyl	99		30-150	A
2,4,5,6-Tetrachloro-m-xylene	79		30-150	B
Decachlorobiphenyl	66		30-150	B

Project Name: CPG YONKERS NY
Project Number: Not Specified
Lab Number: L1641295
Report Date: 12/30/16

SAMPLE RESULTS

Lab ID:	L1641295-09	Date Collected:	12/21/16 14:25
Client ID:	B-1, S2, 2-4'	Date Received:	12/21/16
Sample Location:	YONKERS, NY	Field Prep:	Not Specified
Matrix:	Soil	Extraction Method:	EPA 3546
Analytical Method:	1,8082A	Extraction Date:	12/29/16 11:10
Analytical Date:	12/29/16 20:25	Cleanup Method:	EPA 3665A
Analyst:	AF	Cleanup Date:	12/29/16
Percent Solids:	88%	Cleanup Method:	EPA 3660B
		Cleanup Date:	12/29/16

Parameter	Result	Qualifier	Units	RL	MDL	Dilution Factor	Column
Polychlorinated Biphenyls by GC - Westborough Lab							
Aroclor 1016	ND		ug/kg	66.2	5.23	1	A
Aroclor 1221	ND		ug/kg	66.2	6.10	1	A
Aroclor 1232	ND		ug/kg	66.2	7.76	1	A
Aroclor 1242	ND		ug/kg	66.2	8.10	1	A
Aroclor 1248	ND		ug/kg	66.2	5.59	1	A
Aroclor 1254	ND		ug/kg	66.2	5.44	1	A
Aroclor 1260	ND		ug/kg	66.2	5.04	1	A
Aroclor 1262	ND		ug/kg	66.2	3.28	1	A
Aroclor 1268	ND		ug/kg	66.2	9.60	1	A
PCBs, Total	ND		ug/kg	66.2	3.28	1	A

Surrogate	% Recovery	Qualifier	Acceptance Criteria	Column
2,4,5,6-Tetrachloro-m-xylene	83		30-150	A
Decachlorobiphenyl	62		30-150	A
2,4,5,6-Tetrachloro-m-xylene	87		30-150	B
Decachlorobiphenyl	75		30-150	B

Project Name: CPG YONKERS NY
Project Number: Not Specified
Lab Number: L1641295
Report Date: 12/30/16

SAMPLE RESULTS

Lab ID:	L1641295-10	Date Collected:	12/21/16 14:35
Client ID:	B-2	Date Received:	12/21/16
Sample Location:	YONKERS, NY	Field Prep:	Not Specified
Matrix:	Soil	Extraction Method:	EPA 3546
Analytical Method:	1,8082A	Extraction Date:	12/29/16 11:10
Analytical Date:	12/29/16 20:39	Cleanup Method:	EPA 3665A
Analyst:	AF	Cleanup Date:	12/29/16
Percent Solids:	89%	Cleanup Method:	EPA 3660B
		Cleanup Date:	12/29/16

Parameter	Result	Qualifier	Units	RL	MDL	Dilution Factor	Column
Polychlorinated Biphenyls by GC - Westborough Lab							
Aroclor 1016	ND		ug/kg	37.0	2.92	1	A
Aroclor 1221	ND		ug/kg	37.0	3.41	1	A
Aroclor 1232	ND		ug/kg	37.0	4.34	1	A
Aroclor 1242	ND		ug/kg	37.0	4.53	1	A
Aroclor 1248	ND		ug/kg	37.0	3.12	1	A
Aroclor 1254	ND		ug/kg	37.0	3.04	1	A
Aroclor 1260	ND		ug/kg	37.0	2.82	1	A
Aroclor 1262	ND		ug/kg	37.0	1.84	1	A
Aroclor 1268	ND		ug/kg	37.0	5.36	1	A
PCBs, Total	ND		ug/kg	37.0	1.84	1	A

Surrogate	% Recovery	Qualifier	Acceptance Criteria	Column
2,4,5,6-Tetrachloro-m-xylene	83		30-150	A
Decachlorobiphenyl	70		30-150	A
2,4,5,6-Tetrachloro-m-xylene	85		30-150	B
Decachlorobiphenyl	82		30-150	B

Project Name: CPG YONKERS NY
Project Number: Not Specified

Lab Number: L1641295
Report Date: 12/30/16

Method Blank Analysis
Batch Quality Control

Analytical Method: 1,8082A
Analytical Date: 12/29/16 21:07
Analyst: AF

Extraction Method: EPA 3546
Extraction Date: 12/29/16 11:10
Cleanup Method: EPA 3665A
Cleanup Date: 12/29/16
Cleanup Method: EPA 3660B
Cleanup Date: 12/29/16

Parameter	Result	Qualifier	Units	RL	MDL	Column
Polychlorinated Biphenyls by GC - Westborough Lab for sample(s): 01-02,04-10 Batch: WG965624-1						
Aroclor 1016	ND		ug/kg	32.2	2.55	A
Aroclor 1221	ND		ug/kg	32.2	2.97	A
Aroclor 1232	ND		ug/kg	32.2	3.78	A
Aroclor 1242	ND		ug/kg	32.2	3.94	A
Aroclor 1248	ND		ug/kg	32.2	2.72	A
Aroclor 1254	ND		ug/kg	32.2	2.65	A
Aroclor 1260	ND		ug/kg	32.2	2.46	A
Aroclor 1262	ND		ug/kg	32.2	1.60	A
Aroclor 1268	ND		ug/kg	32.2	4.67	A
PCBs, Total	ND		ug/kg	32.2	1.60	A

Surrogate	%Recovery	Qualifier	Acceptance Criteria	Column
2,4,5,6-Tetrachloro-m-xylene	85		30-150	A
Decachlorobiphenyl	48		30-150	A
2,4,5,6-Tetrachloro-m-xylene	90		30-150	B
Decachlorobiphenyl	63		30-150	B

Lab Control Sample Analysis
Batch Quality Control

Project Name: CPG YONKERS NY
Project Number: Not Specified

Lab Number: L1641295
Report Date: 12/30/16

Parameter	LCS %Recovery	Qual	LCSD %Recovery	Qual	%Recovery Limits	RPD	Qual	RPD Limits	Column
Polychlorinated Biphenyls by GC - Westborough Lab Associated sample(s): 01-02,04-10 Batch: WG965624-2 WG965624-3									
Aroclor 1016	75		72		40-140	4		50	A
Aroclor 1260	48		45		40-140	6		50	A

Surrogate	LCS %Recovery	Qual	LCSD %Recovery	Qual	Acceptance Criteria	Column
2,4,5,6-Tetrachloro-m-xylene	93		84		30-150	A
Decachlorobiphenyl	53		47		30-150	A
2,4,5,6-Tetrachloro-m-xylene	98		89		30-150	B
Decachlorobiphenyl	67		58		30-150	B

PESTICIDES

Project Name: CPG YONKERS NY
Project Number: Not Specified
Lab Number: L1641295
Report Date: 12/30/16

SAMPLE RESULTS

Lab ID:	L1641295-01	Date Collected:	12/19/16 14:40
Client ID:	B-11, S2, 2-4'	Date Received:	12/19/16
Sample Location:	YONKERS, NY	Field Prep:	Not Specified
Matrix:	Soil	Extraction Method:	EPA 3546
Analytical Method:	1,8081B	Extraction Date:	12/24/16 10:29
Analytical Date:	12/27/16 12:21	Cleanup Method:	EPA 3620B
Analyst:	RL	Cleanup Date:	12/26/16
Percent Solids:	88%		

Parameter	Result	Qualifier	Units	RL	MDL	Dilution Factor	Column
Organochlorine Pesticides by GC - Westborough Lab							
Delta-BHC	ND		ug/kg	1.80	0.353	1	A
Lindane	ND		ug/kg	0.751	0.336	1	A
Alpha-BHC	ND		ug/kg	0.751	0.213	1	A
Beta-BHC	ND		ug/kg	1.80	0.683	1	A
Heptachlor	ND		ug/kg	0.901	0.404	1	A
Aldrin	ND		ug/kg	1.80	0.634	1	A
Heptachlor epoxide	ND		ug/kg	3.38	1.01	1	A
Endrin	ND		ug/kg	0.751	0.308	1	A
Endrin aldehyde	ND		ug/kg	2.25	0.788	1	A
Endrin ketone	ND		ug/kg	1.80	0.464	1	A
Dieldrin	ND	PI	ug/kg	1.13	0.563	1	B
4,4'-DDE	16.2		ug/kg	1.80	0.417	1	B
4,4'-DDD	5.50		ug/kg	1.80	0.643	1	B
4,4'-DDT	134		ug/kg	3.38	1.45	1	B
Endosulfan I	ND		ug/kg	1.80	0.426	1	A
Endosulfan II	ND		ug/kg	1.80	0.602	1	A
Endosulfan sulfate	ND		ug/kg	0.751	0.357	1	A
Methoxychlor	ND		ug/kg	3.38	1.05	1	A
Toxaphene	ND		ug/kg	33.8	9.46	1	A
cis-Chlordane	ND		ug/kg	2.25	0.628	1	A
trans-Chlordane	ND		ug/kg	2.25	0.595	1	A
Chlordane	ND		ug/kg	14.6	5.97	1	A

Surrogate	% Recovery	Qualifier	Acceptance Criteria	Column
2,4,5,6-Tetrachloro-m-xylene	90		30-150	B
Decachlorobiphenyl	**202**	Q	30-150	B
2,4,5,6-Tetrachloro-m-xylene	97		30-150	A
Decachlorobiphenyl	**217**	Q	30-150	A

Project Name: CPG YONKERS NY
Project Number: Not Specified
Lab Number: L1641295
Report Date: 12/30/16

SAMPLE RESULTS

Lab ID:	L1641295-02	Date Collected:	12/19/16 15:00
Client ID:	B-5, S1, 0-2'	Date Received:	12/19/16
Sample Location:	YONKERS, NY	Field Prep:	Not Specified
Matrix:	Soil	Extraction Method:	EPA 3546
Analytical Method:	1,8081B	Extraction Date:	12/24/16 10:29
Analytical Date:	12/27/16 12:33	Cleanup Method:	EPA 3620B
Analyst:	RL	Cleanup Date:	12/26/16
Percent Solids:	86%		

Parameter	Result	Qualifier	Units	RL	MDL	Dilution Factor	Column
Organochlorine Pesticides by GC - Westborough Lab							
Delta-BHC	ND		ug/kg	1.85	0.362	1	A
Lindane	ND		ug/kg	0.770	0.344	1	A
Alpha-BHC	ND		ug/kg	0.770	0.219	1	A
Beta-BHC	ND		ug/kg	1.85	0.701	1	A
Heptachlor	ND		ug/kg	0.924	0.414	1	A
Aldrin	ND		ug/kg	1.85	0.651	1	A
Heptachlor epoxide	ND		ug/kg	3.47	1.04	1	A
Endrin	ND		ug/kg	0.770	0.316	1	A
Endrin aldehyde	ND		ug/kg	2.31	0.809	1	A
Endrin ketone	ND		ug/kg	1.85	0.476	1	A
Dieldrin	1.01	J	ug/kg	1.16	0.578	1	A
4,4'-DDE	1.50	J	ug/kg	1.85	0.428	1	B
4,4'-DDD	ND		ug/kg	1.85	0.660	1	A
4,4'-DDT	3.56	P	ug/kg	3.47	1.49	1	B
Endosulfan I	ND		ug/kg	1.85	0.437	1	A
Endosulfan II	ND		ug/kg	1.85	0.618	1	A
Endosulfan sulfate	ND		ug/kg	0.770	0.367	1	A
Methoxychlor	ND		ug/kg	3.47	1.08	1	A
Toxaphene	ND		ug/kg	34.7	9.71	1	A
cis-Chlordane	ND		ug/kg	2.31	0.644	1	A
trans-Chlordane	ND		ug/kg	2.31	0.610	1	A
Chlordane	ND		ug/kg	15.0	6.12	1	A

Surrogate	% Recovery	Qualifier	Acceptance Criteria	Column
2,4,5,6-Tetrachloro-m-xylene	38		30-150	B
Decachlorobiphenyl	33		30-150	B
2,4,5,6-Tetrachloro-m-xylene	36		30-150	A
Decachlorobiphenyl	**27**	Q	30-150	A

Project Name: CPG YONKERS NY
Project Number: Not Specified
Lab Number: L1641295
Report Date: 12/30/16

SAMPLE RESULTS

Lab ID:	L1641295-04	Date Collected:	12/20/16 15:10
Client ID:	B-8, 2-6'	Date Received:	12/20/16
Sample Location:	YONKERS, NY	Field Prep:	Not Specified
Matrix:	Soil	Extraction Method:	EPA 3546
Analytical Method:	1,8081B	Extraction Date:	12/24/16 10:29
Analytical Date:	12/27/16 12:46	Cleanup Method:	EPA 3620B
Analyst:	RL	Cleanup Date:	12/26/16
Percent Solids:	92%		

Parameter	Result	Qualifier	Units	RL	MDL	Dilution Factor	Column
Organochlorine Pesticides by GC - Westborough Lab							
Delta-BHC	ND		ug/kg	1.71	0.335	1	A
Lindane	ND		ug/kg	0.712	0.318	1	A
Alpha-BHC	ND		ug/kg	0.712	0.202	1	A
Beta-BHC	ND		ug/kg	1.71	0.648	1	A
Heptachlor	ND		ug/kg	0.854	0.383	1	A
Aldrin	ND		ug/kg	1.71	0.602	1	A
Heptachlor epoxide	ND		ug/kg	3.20	0.961	1	A
Endrin	ND		ug/kg	0.712	0.292	1	A
Endrin aldehyde	ND		ug/kg	2.14	0.748	1	A
Endrin ketone	ND		ug/kg	1.71	0.440	1	A
Dieldrin	ND		ug/kg	1.07	0.534	1	A
4,4'-DDE	ND		ug/kg	1.71	0.395	1	A
4,4'-DDD	ND		ug/kg	1.71	0.610	1	A
4,4'-DDT	ND		ug/kg	3.20	1.37	1	A
Endosulfan I	ND		ug/kg	1.71	0.404	1	A
Endosulfan II	ND		ug/kg	1.71	0.571	1	A
Endosulfan sulfate	ND		ug/kg	0.712	0.339	1	A
Methoxychlor	ND		ug/kg	3.20	0.997	1	A
Toxaphene	ND		ug/kg	32.0	8.97	1	A
cis-Chlordane	ND		ug/kg	2.14	0.595	1	A
trans-Chlordane	ND		ug/kg	2.14	0.564	1	A
Chlordane	ND		ug/kg	13.9	5.66	1	A

Surrogate	% Recovery	Qualifier	Acceptance Criteria	Column
2,4,5,6-Tetrachloro-m-xylene	99		30-150	B
Decachlorobiphenyl	70		30-150	B
2,4,5,6-Tetrachloro-m-xylene	101		30-150	A
Decachlorobiphenyl	69		30-150	A

Project Name: CPG YONKERS NY
Project Number: Not Specified
Lab Number: L1641295
Report Date: 12/30/16

SAMPLE RESULTS

Lab ID:	L1641295-05	Date Collected:	12/20/16 15:00
Client ID:	B-7, S3, 4-6'	Date Received:	12/20/16
Sample Location:	YONKERS, NY	Field Prep:	Not Specified
Matrix:	Soil	Extraction Method:	EPA 3546
Analytical Method:	1,8081B	Extraction Date:	12/24/16 10:29
Analytical Date:	12/27/16 12:59	Cleanup Method:	EPA 3620B
Analyst:	RL	Cleanup Date:	12/26/16
Percent Solids:	87%		

Parameter	Result	Qualifier	Units	RL	MDL	Dilution Factor	Column
Organochlorine Pesticides by GC - Westborough Lab							
Delta-BHC	ND		ug/kg	1.83	0.359	1	A
Lindane	ND		ug/kg	0.763	0.341	1	A
Alpha-BHC	ND		ug/kg	0.763	0.217	1	A
Beta-BHC	ND		ug/kg	1.83	0.695	1	A
Heptachlor	ND		ug/kg	0.916	0.411	1	A
Aldrin	ND		ug/kg	1.83	0.645	1	A
Heptachlor epoxide	ND		ug/kg	3.44	1.03	1	A
Endrin	ND		ug/kg	0.763	0.313	1	A
Endrin aldehyde	ND		ug/kg	2.29	0.802	1	A
Endrin ketone	ND		ug/kg	1.83	0.472	1	A
Dieldrin	ND		ug/kg	1.14	0.573	1	A
4,4'-DDE	ND		ug/kg	1.83	0.424	1	A
4,4'-DDD	ND		ug/kg	1.83	0.654	1	A
4,4'-DDT	2.66	J	ug/kg	3.44	1.47	1	A
Endosulfan I	ND		ug/kg	1.83	0.433	1	A
Endosulfan II	ND		ug/kg	1.83	0.612	1	A
Endosulfan sulfate	ND		ug/kg	0.763	0.363	1	A
Methoxychlor	ND		ug/kg	3.44	1.07	1	A
Toxaphene	ND		ug/kg	34.4	9.62	1	A
cis-Chlordane	ND		ug/kg	2.29	0.638	1	A
trans-Chlordane	ND		ug/kg	2.29	0.605	1	A
Chlordane	ND		ug/kg	14.9	6.07	1	A

Surrogate	% Recovery	Qualifier	Acceptance Criteria	Column
2,4,5,6-Tetrachloro-m-xylene	96		30-150	B
Decachlorobiphenyl	71		30-150	B
2,4,5,6-Tetrachloro-m-xylene	101		30-150	A
Decachlorobiphenyl	77		30-150	A

Project Name: CPG YONKERS NY
Project Number: Not Specified
Lab Number: L1641295
Report Date: 12/30/16

SAMPLE RESULTS

Lab ID:	L1641295-06	Date Collected:	12/20/16 14:55
Client ID:	B-6, S2, 2-4'	Date Received:	12/20/16
Sample Location:	YONKERS, NY	Field Prep:	Not Specified
Matrix:	Soil	Extraction Method:	EPA 3546
Analytical Method:	1,8081B	Extraction Date:	12/24/16 10:29
Analytical Date:	12/27/16 13:11	Cleanup Method:	EPA 3620B
Analyst:	RL	Cleanup Date:	12/26/16
Percent Solids:	89%		

Parameter	Result	Qualifier	Units	RL	MDL	Dilution Factor	Column
Organochlorine Pesticides by GC - Westborough Lab							
Delta-BHC	ND		ug/kg	1.78	0.348	1	A
Lindane	ND		ug/kg	0.741	0.331	1	A
Alpha-BHC	ND		ug/kg	0.741	0.210	1	A
Beta-BHC	ND		ug/kg	1.78	0.674	1	A
Heptachlor	ND		ug/kg	0.889	0.399	1	A
Aldrin	ND		ug/kg	1.78	0.626	1	A
Heptachlor epoxide	ND		ug/kg	3.33	1.00	1	A
Endrin	ND		ug/kg	0.741	0.304	1	A
Endrin aldehyde	ND		ug/kg	2.22	0.778	1	A
Endrin ketone	ND		ug/kg	1.78	0.458	1	A
Dieldrin	ND		ug/kg	1.11	0.556	1	A
4,4'-DDE	ND		ug/kg	1.78	0.411	1	A
4,4'-DDD	ND		ug/kg	1.78	0.634	1	A
4,4'-DDT	ND		ug/kg	3.33	1.43	1	A
Endosulfan I	ND		ug/kg	1.78	0.420	1	A
Endosulfan II	ND		ug/kg	1.78	0.594	1	A
Endosulfan sulfate	ND		ug/kg	0.741	0.353	1	A
Methoxychlor	ND		ug/kg	3.33	1.04	1	A
Toxaphene	ND		ug/kg	33.3	9.34	1	A
cis-Chlordane	ND		ug/kg	2.22	0.620	1	A
trans-Chlordane	ND		ug/kg	2.22	0.587	1	A
Chlordane	ND		ug/kg	14.4	5.89	1	A

Surrogate	% Recovery	Qualifier	Acceptance Criteria	Column
2,4,5,6-Tetrachloro-m-xylene	98		30-150	B
Decachlorobiphenyl	72		30-150	B
2,4,5,6-Tetrachloro-m-xylene	104		30-150	A
Decachlorobiphenyl	80		30-150	A

Project Name: CPG YONKERS NY
Project Number: Not Specified
Lab Number: L1641295
Report Date: 12/30/16

SAMPLE RESULTS

Lab ID:	L1641295-07	Date Collected:	12/20/16 14:50
Client ID:	B-4, S2, 2-4'	Date Received:	12/20/16
Sample Location:	YONKERS, NY	Field Prep:	Not Specified
Matrix:	Soil	Extraction Method:	EPA 3546
Analytical Method:	1,8081B	Extraction Date:	12/24/16 10:29
Analytical Date:	12/27/16 13:24	Cleanup Method:	EPA 3620B
Analyst:	RL	Cleanup Date:	12/26/16
Percent Solids:	86%		

Parameter	Result	Qualifier	Units	RL	MDL	Dilution Factor	Column
Organochlorine Pesticides by GC - Westborough Lab							
Delta-BHC	ND		ug/kg	1.84	0.361	1	A
Lindane	ND		ug/kg	0.768	0.343	1	A
Alpha-BHC	ND		ug/kg	0.768	0.218	1	A
Beta-BHC	ND		ug/kg	1.84	0.699	1	A
Heptachlor	ND		ug/kg	0.922	0.413	1	A
Aldrin	ND		ug/kg	1.84	0.649	1	A
Heptachlor epoxide	ND		ug/kg	3.46	1.04	1	A
Endrin	ND		ug/kg	0.768	0.315	1	A
Endrin aldehyde	ND		ug/kg	2.30	0.806	1	A
Endrin ketone	ND		ug/kg	1.84	0.475	1	A
Dieldrin	ND		ug/kg	1.15	0.576	1	A
4,4'-DDE	ND		ug/kg	1.84	0.426	1	A
4,4'-DDD	ND		ug/kg	1.84	0.657	1	A
4,4'-DDT	ND		ug/kg	3.46	1.48	1	A
Endosulfan I	ND		ug/kg	1.84	0.435	1	A
Endosulfan II	ND		ug/kg	1.84	0.616	1	A
Endosulfan sulfate	ND		ug/kg	0.768	0.366	1	A
Methoxychlor	ND		ug/kg	3.46	1.08	1	A
Toxaphene	ND		ug/kg	34.6	9.68	1	A
cis-Chlordane	ND		ug/kg	2.30	0.642	1	A
trans-Chlordane	ND		ug/kg	2.30	0.608	1	A
Chlordane	ND		ug/kg	15.0	6.11	1	A

Surrogate	% Recovery	Qualifier	Acceptance Criteria	Column
2,4,5,6-Tetrachloro-m-xylene	90		30-150	B
Decachlorobiphenyl	69		30-150	B
2,4,5,6-Tetrachloro-m-xylene	93		30-150	A
Decachlorobiphenyl	70		30-150	A

Project Name: CPG YONKERS NY
Project Number: Not Specified
Lab Number: L1641295
Report Date: 12/30/16

SAMPLE RESULTS

Lab ID:	L1641295-08	Date Collected:	12/21/16 14:15
Client ID:	B-3, S2, 2-4'	Date Received:	12/21/16
Sample Location:	YONKERS, NY	Field Prep:	Not Specified
Matrix:	Soil	Extraction Method:	EPA 3546
Analytical Method:	1,8081B	Extraction Date:	12/24/16 10:29
Analytical Date:	12/27/16 13:36	Cleanup Method:	EPA 3620B
Analyst:	RL	Cleanup Date:	12/26/16
Percent Solids:	88%		

Parameter	Result	Qualifier	Units	RL	MDL	Dilution Factor	Column
Organochlorine Pesticides by GC - Westborough Lab							
Delta-BHC	ND		ug/kg	1.79	0.350	1	A
Lindane	ND		ug/kg	0.745	0.333	1	A
Alpha-BHC	ND		ug/kg	0.745	0.212	1	A
Beta-BHC	ND		ug/kg	1.79	0.678	1	A
Heptachlor	ND		ug/kg	0.894	0.401	1	A
Aldrin	ND		ug/kg	1.79	0.630	1	A
Heptachlor epoxide	ND		ug/kg	3.35	1.00	1	A
Endrin	ND		ug/kg	0.745	0.306	1	A
Endrin aldehyde	ND		ug/kg	2.24	0.782	1	A
Endrin ketone	ND		ug/kg	1.79	0.460	1	A
Dieldrin	ND		ug/kg	1.12	0.559	1	A
4,4'-DDE	ND		ug/kg	1.79	0.414	1	A
4,4'-DDD	ND		ug/kg	1.79	0.638	1	A
4,4'-DDT	ND		ug/kg	3.35	1.44	1	A
Endosulfan I	ND		ug/kg	1.79	0.422	1	A
Endosulfan II	ND		ug/kg	1.79	0.598	1	A
Endosulfan sulfate	ND		ug/kg	0.745	0.355	1	A
Methoxychlor	ND		ug/kg	3.35	1.04	1	A
Toxaphene	ND		ug/kg	33.5	9.39	1	A
cis-Chlordane	ND		ug/kg	2.24	0.623	1	A
trans-Chlordane	ND		ug/kg	2.24	0.590	1	A
Chlordane	ND		ug/kg	14.5	5.92	1	A

Surrogate	% Recovery	Qualifier	Acceptance Criteria	Column
2,4,5,6-Tetrachloro-m-xylene	74		30-150	B
Decachlorobiphenyl	66		30-150	B
2,4,5,6-Tetrachloro-m-xylene	110		30-150	A
Decachlorobiphenyl	**181**	Q	30-150	A

Project Name: CPG YONKERS NY
Project Number: Not Specified
Lab Number: L1641295
Report Date: 12/30/16

SAMPLE RESULTS

Lab ID:	L1641295-09	Date Collected:	12/21/16 14:25
Client ID:	B-1, S2, 2-4'	Date Received:	12/21/16
Sample Location:	YONKERS, NY	Field Prep:	Not Specified
Matrix:	Soil	Extraction Method:	EPA 3546
Analytical Method:	1,8081B	Extraction Date:	12/24/16 10:29
Analytical Date:	12/27/16 13:49	Cleanup Method:	EPA 3620B
Analyst:	RL	Cleanup Date:	12/26/16
Percent Solids:	88%		

Parameter	Result	Qualifier	Units	RL	MDL	Dilution Factor	Column
Organochlorine Pesticides by GC - Westborough Lab							
Delta-BHC	ND		ug/kg	1.76	0.344	1	A
Lindane	ND		ug/kg	0.733	0.328	1	A
Alpha-BHC	ND		ug/kg	0.733	0.208	1	A
Beta-BHC	ND		ug/kg	1.76	0.667	1	A
Heptachlor	ND		ug/kg	0.879	0.394	1	A
Aldrin	ND		ug/kg	1.76	0.619	1	A
Heptachlor epoxide	ND		ug/kg	3.30	0.989	1	A
Endrin	ND		ug/kg	0.733	0.300	1	A
Endrin aldehyde	ND		ug/kg	2.20	0.769	1	A
Endrin ketone	ND		ug/kg	1.76	0.453	1	A
Dieldrin	ND		ug/kg	1.10	0.550	1	A
4,4'-DDE	ND		ug/kg	1.76	0.407	1	A
4,4'-DDD	ND		ug/kg	1.76	0.627	1	A
4,4'-DDT	ND		ug/kg	3.30	1.41	1	A
Endosulfan I	ND		ug/kg	1.76	0.416	1	A
Endosulfan II	ND		ug/kg	1.76	0.588	1	A
Endosulfan sulfate	ND		ug/kg	0.733	0.349	1	A
Methoxychlor	ND		ug/kg	3.30	1.02	1	A
Toxaphene	ND		ug/kg	33.0	9.23	1	A
cis-Chlordane	ND		ug/kg	2.20	0.613	1	A
trans-Chlordane	ND		ug/kg	2.20	0.580	1	A
Chlordane	ND		ug/kg	14.3	5.82	1	A

Surrogate	% Recovery	Qualifier	Acceptance Criteria	Column
2,4,5,6-Tetrachloro-m-xylene	92		30-150	B
Decachlorobiphenyl	73		30-150	B
2,4,5,6-Tetrachloro-m-xylene	96		30-150	A
Decachlorobiphenyl	79		30-150	A

Project Name: CPG YONKERS NY
Project Number: Not Specified
Lab Number: L1641295
Report Date: 12/30/16

SAMPLE RESULTS

Lab ID:	L1641295-10	Date Collected:	12/21/16 14:35
Client ID:	B-2	Date Received:	12/21/16
Sample Location:	YONKERS, NY	Field Prep:	Not Specified
Matrix:	Soil	Extraction Method:	EPA 3546
Analytical Method:	1,8081B	Extraction Date:	12/24/16 10:29
Analytical Date:	12/27/16 14:02	Cleanup Method:	EPA 3620B
Analyst:	RL	Cleanup Date:	12/26/16
Percent Solids:	89%		

Parameter	Result	Qualifier	Units	RL	MDL	Dilution Factor	Column
Organochlorine Pesticides by GC - Westborough Lab							
Delta-BHC	ND		ug/kg	1.78	0.348	1	A
Lindane	ND		ug/kg	0.741	0.331	1	A
Alpha-BHC	ND		ug/kg	0.741	0.210	1	A
Beta-BHC	ND		ug/kg	1.78	0.674	1	A
Heptachlor	ND		ug/kg	0.889	0.399	1	A
Aldrin	ND		ug/kg	1.78	0.626	1	A
Heptachlor epoxide	ND		ug/kg	3.33	1.00	1	A
Endrin	ND		ug/kg	0.741	0.304	1	A
Endrin aldehyde	ND		ug/kg	2.22	0.778	1	A
Endrin ketone	ND		ug/kg	1.78	0.458	1	A
Dieldrin	ND		ug/kg	1.11	0.556	1	A
4,4'-DDE	ND		ug/kg	1.78	0.411	1	A
4,4'-DDD	ND		ug/kg	1.78	0.634	1	A
4,4'-DDT	ND		ug/kg	3.33	1.43	1	A
Endosulfan I	ND		ug/kg	1.78	0.420	1	A
Endosulfan II	ND		ug/kg	1.78	0.594	1	A
Endosulfan sulfate	ND		ug/kg	0.741	0.353	1	A
Methoxychlor	ND		ug/kg	3.33	1.04	1	A
Toxaphene	ND		ug/kg	33.3	9.34	1	A
cis-Chlordane	ND		ug/kg	2.22	0.619	1	A
trans-Chlordane	ND		ug/kg	2.22	0.587	1	A
Chlordane	ND		ug/kg	14.4	5.89	1	A

Surrogate	% Recovery	Qualifier	Acceptance Criteria	Column
2,4,5,6-Tetrachloro-m-xylene	98		30-150	B
Decachlorobiphenyl	59		30-150	B
2,4,5,6-Tetrachloro-m-xylene	105		30-150	A
Decachlorobiphenyl	61		30-150	A

Project Name: CPG YONKERS NY
Project Number: Not Specified

Lab Number: L1641295
Report Date: 12/30/16

Method Blank Analysis
Batch Quality Control

Analytical Method: 1,8081B
Analytical Date: 12/27/16 11:43
Analyst: RL

Extraction Method: EPA 3546
Extraction Date: 12/24/16 10:29
Cleanup Method: EPA 3620B
Cleanup Date: 12/26/16

Parameter	Result	Qualifier	Units	RL	MDL	Column
Organochlorine Pesticides by GC - Westborough Lab for sample(s): 01-02,04-10 Batch: WG964591-1						
Delta-BHC	ND		ug/kg	1.51	0.296	A
Lindane	ND		ug/kg	0.629	0.281	A
Alpha-BHC	ND		ug/kg	0.629	0.179	A
Beta-BHC	ND		ug/kg	1.51	0.573	A
Heptachlor	ND		ug/kg	0.755	0.338	A
Aldrin	ND		ug/kg	1.51	0.532	A
Heptachlor epoxide	ND		ug/kg	2.83	0.850	A
Endrin	ND		ug/kg	0.629	0.258	A
Endrin aldehyde	ND		ug/kg	1.89	0.661	A
Endrin ketone	ND		ug/kg	1.51	0.389	A
Dieldrin	ND		ug/kg	0.944	0.472	A
4,4'-DDE	ND		ug/kg	1.51	0.349	A
4,4'-DDD	ND		ug/kg	1.51	0.539	A
4,4'-DDT	ND		ug/kg	2.83	1.21	A
Endosulfan I	ND		ug/kg	1.51	0.357	A
Endosulfan II	ND		ug/kg	1.51	0.505	A
Endosulfan sulfate	ND		ug/kg	0.629	0.300	A
Methoxychlor	ND		ug/kg	2.83	0.881	A
Toxaphene	ND		ug/kg	28.3	7.93	A
cis-Chlordane	ND		ug/kg	1.89	0.526	A
trans-Chlordane	ND		ug/kg	1.89	0.498	A
Chlordane	ND		ug/kg	12.3	5.00	A

Project Name: CPG YONKERS NY
Project Number: Not Specified

Lab Number: L1641295
Report Date: 12/30/16

Method Blank Analysis
Batch Quality Control

Analytical Method: 1,8081B
Analytical Date: 12/27/16 11:43
Analyst: RL

Extraction Method: EPA 3546
Extraction Date: 12/24/16 10:29
Cleanup Method: EPA 3620B
Cleanup Date: 12/26/16

Parameter	Result	Qualifier	Units	RL	MDL
Organochlorine Pesticides by GC - Westborough Lab for sample(s): 01-02,04-10 Batch: WG964591-1					

Surrogate	%Recovery	Qualifier	Acceptance Criteria	Column
2,4,5,6-Tetrachloro-m-xylene	103		30-150	B
Decachlorobiphenyl	104		30-150	B
2,4,5,6-Tetrachloro-m-xylene	102		30-150	A
Decachlorobiphenyl	93		30-150	A

Lab Control Sample Analysis
Batch Quality Control

Project Name: CPG YONKERS NY
Project Number: Not Specified

Lab Number: L1641295
Report Date: 12/30/16

Parameter	LCS %Recovery	Qual	LCSD %Recovery	Qual	%Recovery Limits	RPD	Qual	RPD Limits	Column
Organochlorine Pesticides by GC - Westborough Lab Associated sample(s): 01-02,04-10 Batch: WG964591-2 WG964591-3									
Delta-BHC	109		112		30-150	3		30	A
Lindane	112		115		30-150	3		30	A
Alpha-BHC	120		126		30-150	5		30	A
Beta-BHC	123		117		30-150	5		30	A
Heptachlor	123		124		30-150	1		30	A
Aldrin	129		133		30-150	3		30	A
Heptachlor epoxide	121		124		30-150	2		30	A
Endrin	121		124		30-150	2		30	A
Endrin aldehyde	97		101		30-150	4		30	A
Endrin ketone	117		123		30-150	5		30	A
Dieldrin	131		134		30-150	2		30	A
4,4'-DDE	126		127		30-150	1		30	A
4,4'-DDD	124		127		30-150	2		30	A
4,4'-DDT	126		128		30-150	2		30	A
Endosulfan I	126		127		30-150	1		30	A
Endosulfan II	119		122		30-150	2		30	A
Endosulfan sulfate	97		107		30-150	10		30	A
Methoxychlor	126		131		30-150	4		30	A
cis-Chlordane	113		117		30-150	3		30	A
trans-Chlordane	104		110		30-150	6		30	A

Lab Control Sample Analysis
Batch Quality Control

Project Name: CPG YONKERS NY
Project Number: Not Specified

Lab Number: L1641295
Report Date: 12/30/16

Parameter	LCS %Recovery	Qual	LCSD %Recovery	Qual	%Recovery Limits	RPD	Qual	RPD Limits
Organochlorine Pesticides by GC - Westborough Lab Associated sample(s): 01-02,04-10 Batch: WG964591-2 WG964591-3								

Surrogate	LCS %Recovery	Qual	LCSD %Recovery	Qual	Acceptance Criteria	Column
2,4,5,6-Tetrachloro-m-xylene	103		108		30-150	B
Decachlorobiphenyl	101		96		30-150	B
2,4,5,6-Tetrachloro-m-xylene	103		111		30-150	A
Decachlorobiphenyl	110		119		30-150	A

METALS

Project Name: CPG YONKERS NY
Project Number: Not Specified
Lab Number: L1641295
Report Date: 12/30/16

SAMPLE RESULTS

Lab ID: L1641295-01
Client ID: B-11, S2, 2-4'
Sample Location: YONKERS, NY
Matrix: Soil
Percent Solids: 88%

Date Collected: 12/19/16 14:40
Date Received: 12/19/16
Field Prep: Not Specified

Parameter	Result	Qualifier	Units	RL	MDL	Dilution Factor	Date Prepared	Date Analyzed	Prep Method	Analytical Method	Analyst
Total Metals - Mansfield Lab											
Aluminum, Total	6400		mg/kg	8.9	2.4	2	12/20/16 22:25	12/23/16 02:16	EPA 3050B	1,6010C	AB
Antimony, Total	0.98	J	mg/kg	4.4	0.34	2	12/20/16 22:25	12/23/16 02:16	EPA 3050B	1,6010C	AB
Arsenic, Total	6.9		mg/kg	0.89	0.18	2	12/20/16 22:25	12/23/16 02:16	EPA 3050B	1,6010C	AB
Barium, Total	670		mg/kg	0.89	0.15	2	12/20/16 22:25	12/23/16 02:16	EPA 3050B	1,6010C	AB
Beryllium, Total	0.30	J	mg/kg	0.44	0.03	2	12/20/16 22:25	12/23/16 02:16	EPA 3050B	1,6010C	AB
Cadmium, Total	0.73	J	mg/kg	0.89	0.09	2	12/20/16 22:25	12/23/16 02:16	EPA 3050B	1,6010C	AB
Calcium, Total	34000		mg/kg	8.9	3.1	2	12/20/16 22:25	12/23/16 02:16	EPA 3050B	1,6010C	AB
Chromium, Total	76		mg/kg	0.89	0.09	2	12/20/16 22:25	12/23/16 02:16	EPA 3050B	1,6010C	AB
Cobalt, Total	2.7		mg/kg	1.8	0.15	2	12/20/16 22:25	12/23/16 02:16	EPA 3050B	1,6010C	AB
Copper, Total	89		mg/kg	0.89	0.23	2	12/20/16 22:25	12/23/16 02:16	EPA 3050B	1,6010C	AB
Iron, Total	14000		mg/kg	4.4	0.80	2	12/20/16 22:25	12/23/16 02:16	EPA 3050B	1,6010C	AB
Lead, Total	2300		mg/kg	4.4	0.24	2	12/20/16 22:25	12/23/16 02:16	EPA 3050B	1,6010C	AB
Magnesium, Total	8700		mg/kg	8.9	1.4	2	12/20/16 22:25	12/23/16 02:16	EPA 3050B	1,6010C	AB
Manganese, Total	260		mg/kg	0.89	0.14	2	12/20/16 22:25	12/23/16 02:16	EPA 3050B	1,6010C	AB
Mercury, Total	0.68		mg/kg	0.09	0.02	1	12/27/16 18:57	12/28/16 15:19	EPA 7471B	1,7471B	BV
Nickel, Total	5.8		mg/kg	2.2	0.22	2	12/20/16 22:25	12/23/16 02:16	EPA 3050B	1,6010C	AB
Potassium, Total	560		mg/kg	220	13.	2	12/20/16 22:25	12/23/16 02:16	EPA 3050B	1,6010C	AB
Selenium, Total	ND		mg/kg	1.8	0.23	2	12/20/16 22:25	12/23/16 02:16	EPA 3050B	1,6010C	AB
Silver, Total	0.25	J	mg/kg	0.89	0.25	2	12/20/16 22:25	12/23/16 02:16	EPA 3050B	1,6010C	AB
Sodium, Total	230		mg/kg	180	2.8	2	12/20/16 22:25	12/23/16 02:16	EPA 3050B	1,6010C	AB
Thallium, Total	ND		mg/kg	1.8	0.28	2	12/20/16 22:25	12/23/16 02:16	EPA 3050B	1,6010C	AB
Vanadium, Total	28		mg/kg	0.89	0.18	2	12/20/16 22:25	12/23/16 02:16	EPA 3050B	1,6010C	AB
Zinc, Total	480		mg/kg	4.4	0.26	2	12/20/16 22:25	12/23/16 02:16	EPA 3050B	1,6010C	AB

Project Name: CPG YONKERS NY
Project Number: Not Specified
Lab Number: L1641295
Report Date: 12/30/16

SAMPLE RESULTS

Lab ID: L1641295-02
Client ID: B-5, S1, 0-2'
Sample Location: YONKERS, NY
Matrix: Soil
Percent Solids: 86%

Date Collected: 12/19/16 15:00
Date Received: 12/19/16
Field Prep: Not Specified

Parameter	Result	Qualifier	Units	RL	MDL	Dilution Factor	Date Prepared	Date Analyzed	Prep Method	Analytical Method	Analyst
Total Metals - Mansfield Lab											
Aluminum, Total	8100		mg/kg	9.1	2.5	2	12/20/16 22:25	12/27/16 14:24	EPA 3050B	1,6010C	PS
Antimony, Total	0.73	J	mg/kg	4.6	0.35	2	12/20/16 22:25	12/27/16 14:24	EPA 3050B	1,6010C	PS
Arsenic, Total	2.4		mg/kg	0.91	0.19	2	12/20/16 22:25	12/27/16 14:24	EPA 3050B	1,6010C	PS
Barium, Total	60		mg/kg	0.91	0.16	2	12/20/16 22:25	12/27/16 14:24	EPA 3050B	1,6010C	PS
Beryllium, Total	0.31	J	mg/kg	0.46	0.03	2	12/20/16 22:25	12/27/16 14:24	EPA 3050B	1,6010C	PS
Cadmium, Total	0.49	J	mg/kg	0.91	0.09	2	12/20/16 22:25	12/27/16 14:24	EPA 3050B	1,6010C	PS
Calcium, Total	1300		mg/kg	9.1	3.2	2	12/20/16 22:25	12/27/16 14:24	EPA 3050B	1,6010C	PS
Chromium, Total	20		mg/kg	0.91	0.09	2	12/20/16 22:25	12/27/16 14:24	EPA 3050B	1,6010C	PS
Cobalt, Total	5.4		mg/kg	1.8	0.15	2	12/20/16 22:25	12/27/16 14:24	EPA 3050B	1,6010C	PS
Copper, Total	38		mg/kg	0.91	0.24	2	12/20/16 22:25	12/27/16 14:24	EPA 3050B	1,6010C	PS
Iron, Total	13000		mg/kg	4.6	0.82	2	12/20/16 22:25	12/27/16 14:24	EPA 3050B	1,6010C	PS
Lead, Total	90		mg/kg	4.6	0.24	2	12/20/16 22:25	12/27/16 14:24	EPA 3050B	1,6010C	PS
Magnesium, Total	1800		mg/kg	9.1	1.4	2	12/20/16 22:25	12/27/16 14:24	EPA 3050B	1,6010C	PS
Manganese, Total	250		mg/kg	0.91	0.14	2	12/20/16 22:25	12/27/16 14:24	EPA 3050B	1,6010C	PS
Mercury, Total	0.25		mg/kg	0.08	0.02	1	12/27/16 18:57	12/28/16 15:22	EPA 7471B	1,7471B	BV
Nickel, Total	12		mg/kg	2.3	0.22	2	12/20/16 22:25	12/27/16 14:24	EPA 3050B	1,6010C	PS
Potassium, Total	450		mg/kg	230	13.	2	12/20/16 22:25	12/27/16 14:24	EPA 3050B	1,6010C	PS
Selenium, Total	ND		mg/kg	1.8	0.24	2	12/20/16 22:25	12/27/16 14:24	EPA 3050B	1,6010C	PS
Silver, Total	ND		mg/kg	0.91	0.26	2	12/20/16 22:25	12/27/16 14:24	EPA 3050B	1,6010C	PS
Sodium, Total	75	J	mg/kg	180	2.9	2	12/20/16 22:25	12/27/16 14:24	EPA 3050B	1,6010C	PS
Thallium, Total	ND		mg/kg	1.8	0.29	2	12/20/16 22:25	12/27/16 14:24	EPA 3050B	1,6010C	PS
Vanadium, Total	23		mg/kg	0.91	0.18	2	12/20/16 22:25	12/27/16 14:24	EPA 3050B	1,6010C	PS
Zinc, Total	65		mg/kg	4.6	0.27	2	12/20/16 22:25	12/27/16 14:24	EPA 3050B	1,6010C	PS

Project Name: CPG YONKERS NY
Project Number: Not Specified
Lab Number: L1641295
Report Date: 12/30/16

SAMPLE RESULTS

Lab ID: L1641295-04
Client ID: B-8, 2-6'
Sample Location: YONKERS, NY
Matrix: Soil
Percent Solids: 92%

Date Collected: 12/20/16 15:10
Date Received: 12/20/16
Field Prep: Not Specified

Parameter	Result	Qualifier	Units	RL	MDL	Dilution Factor	Date Prepared	Date Analyzed	Prep Method	Analytical Method	Analyst
Total Metals - Mansfield Lab											
Aluminum, Total	5600		mg/kg	8.6	2.3	2	12/21/16 19:33	12/22/16 03:13	EPA 3050B	1,6010C	AB
Antimony, Total	ND		mg/kg	4.3	0.32	2	12/21/16 19:33	12/22/16 03:13	EPA 3050B	1,6010C	AB
Arsenic, Total	4.9		mg/kg	0.86	0.18	2	12/21/16 19:33	12/22/16 03:13	EPA 3050B	1,6010C	AB
Barium, Total	89		mg/kg	0.86	0.15	2	12/21/16 19:33	12/22/16 03:13	EPA 3050B	1,6010C	AB
Beryllium, Total	0.15	J	mg/kg	0.43	0.03	2	12/21/16 19:33	12/22/16 03:13	EPA 3050B	1,6010C	AB
Cadmium, Total	4.2		mg/kg	0.86	0.08	2	12/21/16 19:33	12/22/16 03:13	EPA 3050B	1,6010C	AB
Calcium, Total	4300		mg/kg	8.6	3.0	2	12/21/16 19:33	12/22/16 03:13	EPA 3050B	1,6010C	AB
Chromium, Total	15		mg/kg	0.86	0.08	2	12/21/16 19:33	12/22/16 03:13	EPA 3050B	1,6010C	AB
Cobalt, Total	4.1		mg/kg	1.7	0.14	2	12/21/16 19:33	12/22/16 03:13	EPA 3050B	1,6010C	AB
Copper, Total	13		mg/kg	0.86	0.22	2	12/21/16 19:33	12/22/16 03:13	EPA 3050B	1,6010C	AB
Iron, Total	9600		mg/kg	4.3	0.77	2	12/21/16 19:33	12/22/16 03:13	EPA 3050B	1,6010C	AB
Lead, Total	340		mg/kg	4.3	0.23	2	12/21/16 19:33	12/22/16 03:13	EPA 3050B	1,6010C	AB
Magnesium, Total	2800		mg/kg	8.6	1.3	2	12/21/16 19:33	12/22/16 03:13	EPA 3050B	1,6010C	AB
Manganese, Total	190		mg/kg	0.86	0.14	2	12/21/16 19:33	12/22/16 03:13	EPA 3050B	1,6010C	AB
Mercury, Total	0.10		mg/kg	0.08	0.02	1	12/27/16 18:57	12/28/16 15:25	EPA 7471B	1,7471B	BV
Nickel, Total	9.3		mg/kg	2.1	0.21	2	12/21/16 19:33	12/22/16 03:13	EPA 3050B	1,6010C	AB
Potassium, Total	360		mg/kg	210	12.	2	12/21/16 19:33	12/22/16 03:13	EPA 3050B	1,6010C	AB
Selenium, Total	0.63	J	mg/kg	1.7	0.22	2	12/21/16 19:33	12/22/16 03:13	EPA 3050B	1,6010C	AB
Silver, Total	ND		mg/kg	0.86	0.24	2	12/21/16 19:33	12/22/16 03:13	EPA 3050B	1,6010C	AB
Sodium, Total	170		mg/kg	170	2.7	2	12/21/16 19:33	12/22/16 03:13	EPA 3050B	1,6010C	AB
Thallium, Total	ND		mg/kg	1.7	0.27	2	12/21/16 19:33	12/22/16 03:13	EPA 3050B	1,6010C	AB
Vanadium, Total	19		mg/kg	0.86	0.17	2	12/21/16 19:33	12/22/16 03:13	EPA 3050B	1,6010C	AB
Zinc, Total	1800		mg/kg	4.3	0.25	2	12/21/16 19:33	12/22/16 03:13	EPA 3050B	1,6010C	AB

Project Name: CPG YONKERS NY
Project Number: Not Specified
Lab Number: L1641295
Report Date: 12/30/16

SAMPLE RESULTS

Lab ID: L1641295-05
Client ID: B-7, S3, 4-6'
Sample Location: YONKERS, NY
Matrix: Soil
Percent Solids: 87%

Date Collected: 12/20/16 15:00
Date Received: 12/20/16
Field Prep: Not Specified

Parameter	Result	Qualifier	Units	RL	MDL	Dilution Factor	Date Prepared	Date Analyzed	Prep Method	Analytical Method	Analyst
Total Metals - Mansfield Lab											
Aluminum, Total	8000		mg/kg	9.0	2.4	2	12/21/16 19:33	12/22/16 03:17	EPA 3050B	1,6010C	AB
Antimony, Total	ND		mg/kg	4.5	0.34	2	12/21/16 19:33	12/22/16 03:17	EPA 3050B	1,6010C	AB
Arsenic, Total	4.8		mg/kg	0.90	0.19	2	12/21/16 19:33	12/22/16 03:17	EPA 3050B	1,6010C	AB
Barium, Total	150		mg/kg	0.90	0.16	2	12/21/16 19:33	12/22/16 03:17	EPA 3050B	1,6010C	AB
Beryllium, Total	0.29	J	mg/kg	0.45	0.03	2	12/21/16 19:33	12/22/16 03:17	EPA 3050B	1,6010C	AB
Cadmium, Total	0.10	J	mg/kg	0.90	0.09	2	12/21/16 19:33	12/22/16 03:17	EPA 3050B	1,6010C	AB
Calcium, Total	12000		mg/kg	9.0	3.2	2	12/21/16 19:33	12/22/16 03:17	EPA 3050B	1,6010C	AB
Chromium, Total	25		mg/kg	0.90	0.09	2	12/21/16 19:33	12/22/16 03:17	EPA 3050B	1,6010C	AB
Cobalt, Total	5.5		mg/kg	1.8	0.15	2	12/21/16 19:33	12/22/16 03:17	EPA 3050B	1,6010C	AB
Copper, Total	120		mg/kg	0.90	0.23	2	12/21/16 19:33	12/22/16 03:17	EPA 3050B	1,6010C	AB
Iron, Total	13000		mg/kg	4.5	0.82	2	12/21/16 19:33	12/22/16 03:17	EPA 3050B	1,6010C	AB
Lead, Total	310		mg/kg	4.5	0.24	2	12/21/16 19:33	12/22/16 03:17	EPA 3050B	1,6010C	AB
Magnesium, Total	2600		mg/kg	9.0	1.4	2	12/21/16 19:33	12/22/16 03:17	EPA 3050B	1,6010C	AB
Manganese, Total	280		mg/kg	0.90	0.14	2	12/21/16 19:33	12/22/16 03:17	EPA 3050B	1,6010C	AB
Mercury, Total	0.25		mg/kg	0.09	0.02	1	12/27/16 18:57	12/28/16 15:27	EPA 7471B	1,7471B	BV
Nickel, Total	16		mg/kg	2.3	0.22	2	12/21/16 19:33	12/22/16 03:17	EPA 3050B	1,6010C	AB
Potassium, Total	480		mg/kg	230	13.	2	12/21/16 19:33	12/22/16 03:17	EPA 3050B	1,6010C	AB
Selenium, Total	ND		mg/kg	1.8	0.23	2	12/21/16 19:33	12/22/16 03:17	EPA 3050B	1,6010C	AB
Silver, Total	ND		mg/kg	0.90	0.26	2	12/21/16 19:33	12/22/16 03:17	EPA 3050B	1,6010C	AB
Sodium, Total	160	J	mg/kg	180	2.8	2	12/21/16 19:33	12/22/16 03:17	EPA 3050B	1,6010C	AB
Thallium, Total	ND		mg/kg	1.8	0.28	2	12/21/16 19:33	12/22/16 03:17	EPA 3050B	1,6010C	AB
Vanadium, Total	24		mg/kg	0.90	0.18	2	12/21/16 19:33	12/22/16 03:17	EPA 3050B	1,6010C	AB
Zinc, Total	190		mg/kg	4.5	0.26	2	12/21/16 19:33	12/22/16 03:17	EPA 3050B	1,6010C	AB

Project Name: CPG YONKERS NY
Project Number: Not Specified
Lab Number: L1641295
Report Date: 12/30/16

SAMPLE RESULTS

Lab ID: L1641295-06
Client ID: B-6, S2, 2-4'
Sample Location: YONKERS, NY
Matrix: Soil
Percent Solids: 89%

Date Collected: 12/20/16 14:55
Date Received: 12/20/16
Field Prep: Not Specified

Parameter	Result	Qualifier	Units	RL	MDL	Dilution Factor	Date Prepared	Date Analyzed	Prep Method	Analytical Method	Analyst
Total Metals - Mansfield Lab											
Aluminum, Total	6800		mg/kg	8.8	2.4	2	12/21/16 19:33	12/22/16 03:22	EPA 3050B	1,6010C	AB
Antimony, Total	ND		mg/kg	4.4	0.33	2	12/21/16 19:33	12/22/16 03:22	EPA 3050B	1,6010C	AB
Arsenic, Total	6.3		mg/kg	0.88	0.18	2	12/21/16 19:33	12/22/16 03:22	EPA 3050B	1,6010C	AB
Barium, Total	75		mg/kg	0.88	0.15	2	12/21/16 19:33	12/22/16 03:22	EPA 3050B	1,6010C	AB
Beryllium, Total	0.29	J	mg/kg	0.44	0.03	2	12/21/16 19:33	12/22/16 03:22	EPA 3050B	1,6010C	AB
Cadmium, Total	ND		mg/kg	0.88	0.09	2	12/21/16 19:33	12/22/16 03:22	EPA 3050B	1,6010C	AB
Calcium, Total	2600		mg/kg	8.8	3.1	2	12/21/16 19:33	12/22/16 03:22	EPA 3050B	1,6010C	AB
Chromium, Total	22		mg/kg	0.88	0.08	2	12/21/16 19:33	12/22/16 03:22	EPA 3050B	1,6010C	AB
Cobalt, Total	5.8		mg/kg	1.8	0.15	2	12/21/16 19:33	12/22/16 03:22	EPA 3050B	1,6010C	AB
Copper, Total	21		mg/kg	0.88	0.23	2	12/21/16 19:33	12/22/16 03:22	EPA 3050B	1,6010C	AB
Iron, Total	13000		mg/kg	4.4	0.79	2	12/21/16 19:33	12/22/16 03:22	EPA 3050B	1,6010C	AB
Lead, Total	160		mg/kg	4.4	0.24	2	12/21/16 19:33	12/22/16 03:22	EPA 3050B	1,6010C	AB
Magnesium, Total	2000		mg/kg	8.8	1.4	2	12/21/16 19:33	12/22/16 03:22	EPA 3050B	1,6010C	AB
Manganese, Total	220		mg/kg	0.88	0.14	2	12/21/16 19:33	12/22/16 03:22	EPA 3050B	1,6010C	AB
Mercury, Total	0.23		mg/kg	0.09	0.02	1	12/27/16 18:57	12/28/16 15:30	EPA 7471B	1,7471B	BV
Nickel, Total	14		mg/kg	2.2	0.21	2	12/21/16 19:33	12/22/16 03:22	EPA 3050B	1,6010C	AB
Potassium, Total	490		mg/kg	220	13.	2	12/21/16 19:33	12/22/16 03:22	EPA 3050B	1,6010C	AB
Selenium, Total	ND		mg/kg	1.8	0.23	2	12/21/16 19:33	12/22/16 03:22	EPA 3050B	1,6010C	AB
Silver, Total	ND		mg/kg	0.88	0.25	2	12/21/16 19:33	12/22/16 03:22	EPA 3050B	1,6010C	AB
Sodium, Total	430		mg/kg	180	2.8	2	12/21/16 19:33	12/22/16 03:22	EPA 3050B	1,6010C	AB
Thallium, Total	ND		mg/kg	1.8	0.28	2	12/21/16 19:33	12/22/16 03:22	EPA 3050B	1,6010C	AB
Vanadium, Total	21		mg/kg	0.88	0.18	2	12/21/16 19:33	12/22/16 03:22	EPA 3050B	1,6010C	AB
Zinc, Total	110		mg/kg	4.4	0.26	2	12/21/16 19:33	12/22/16 03:22	EPA 3050B	1,6010C	AB

Project Name: CPG YONKERS NY
Project Number: Not Specified
Lab Number: L1641295
Report Date: 12/30/16

SAMPLE RESULTS

Lab ID: L1641295-07
Client ID: B-4, S2, 2-4'
Sample Location: YONKERS, NY
Matrix: Soil
Percent Solids: 86%

Date Collected: 12/20/16 14:50
Date Received: 12/20/16
Field Prep: Not Specified

Parameter	Result	Qualifier	Units	RL	MDL	Dilution Factor	Date Prepared	Date Analyzed	Prep Method	Analytical Method	Analyst
Total Metals - Mansfield Lab											
Aluminum, Total	9800		mg/kg	9.0	2.4	2	12/21/16 19:33	12/22/16 03:26	EPA 3050B	1,6010C	AB
Antimony, Total	ND		mg/kg	4.5	0.34	2	12/21/16 19:33	12/22/16 03:26	EPA 3050B	1,6010C	AB
Arsenic, Total	4.2		mg/kg	0.90	0.19	2	12/21/16 19:33	12/22/16 03:26	EPA 3050B	1,6010C	AB
Barium, Total	45		mg/kg	0.90	0.16	2	12/21/16 19:33	12/22/16 03:26	EPA 3050B	1,6010C	AB
Beryllium, Total	0.32	J	mg/kg	0.45	0.03	2	12/21/16 19:33	12/22/16 03:26	EPA 3050B	1,6010C	AB
Cadmium, Total	ND		mg/kg	0.90	0.09	2	12/21/16 19:33	12/22/16 03:26	EPA 3050B	1,6010C	AB
Calcium, Total	1900		mg/kg	9.0	3.2	2	12/21/16 19:33	12/22/16 03:26	EPA 3050B	1,6010C	AB
Chromium, Total	31		mg/kg	0.90	0.09	2	12/21/16 19:33	12/22/16 03:26	EPA 3050B	1,6010C	AB
Cobalt, Total	7.5		mg/kg	1.8	0.15	2	12/21/16 19:33	12/22/16 03:26	EPA 3050B	1,6010C	AB
Copper, Total	26		mg/kg	0.90	0.23	2	12/21/16 19:33	12/22/16 03:26	EPA 3050B	1,6010C	AB
Iron, Total	15000		mg/kg	4.5	0.81	2	12/21/16 19:33	12/22/16 03:26	EPA 3050B	1,6010C	AB
Lead, Total	150		mg/kg	4.5	0.24	2	12/21/16 19:33	12/22/16 03:26	EPA 3050B	1,6010C	AB
Magnesium, Total	2800		mg/kg	9.0	1.4	2	12/21/16 19:33	12/22/16 03:26	EPA 3050B	1,6010C	AB
Manganese, Total	230		mg/kg	0.90	0.14	2	12/21/16 19:33	12/22/16 03:26	EPA 3050B	1,6010C	AB
Mercury, Total	0.14		mg/kg	0.09	0.02	1	12/27/16 18:57	12/28/16 15:40	EPA 7471B	1,7471B	BV
Nickel, Total	17		mg/kg	2.2	0.22	2	12/21/16 19:33	12/22/16 03:26	EPA 3050B	1,6010C	AB
Potassium, Total	590		mg/kg	220	13.	2	12/21/16 19:33	12/22/16 03:26	EPA 3050B	1,6010C	AB
Selenium, Total	0.23	J	mg/kg	1.8	0.23	2	12/21/16 19:33	12/22/16 03:26	EPA 3050B	1,6010C	AB
Silver, Total	ND		mg/kg	0.90	0.25	2	12/21/16 19:33	12/22/16 03:26	EPA 3050B	1,6010C	AB
Sodium, Total	120	J	mg/kg	180	2.8	2	12/21/16 19:33	12/22/16 03:26	EPA 3050B	1,6010C	AB
Thallium, Total	ND		mg/kg	1.8	0.28	2	12/21/16 19:33	12/22/16 03:26	EPA 3050B	1,6010C	AB
Vanadium, Total	30		mg/kg	0.90	0.18	2	12/21/16 19:33	12/22/16 03:26	EPA 3050B	1,6010C	AB
Zinc, Total	43		mg/kg	4.5	0.26	2	12/21/16 19:33	12/22/16 03:26	EPA 3050B	1,6010C	AB

Project Name: CPG YONKERS NY
Project Number: Not Specified
Lab Number: L1641295
Report Date: 12/30/16

SAMPLE RESULTS

Lab ID: L1641295-08
Client ID: B-3, S2, 2-4'
Sample Location: YONKERS, NY
Matrix: Soil
Percent Solids: 88%

Date Collected: 12/21/16 14:15
Date Received: 12/21/16
Field Prep: Not Specified

Parameter	Result	Qualifier	Units	RL	MDL	Dilution Factor	Date Prepared	Date Analyzed	Prep Method	Analytical Method	Analyst
Total Metals - Mansfield Lab											
Aluminum, Total	6200		mg/kg	8.7	2.4	2	12/22/16 19:00	12/27/16 10:26	EPA 3050B	1,6010C	PS
Antimony, Total	5.5		mg/kg	4.4	0.33	2	12/22/16 19:00	12/27/16 10:26	EPA 3050B	1,6010C	PS
Arsenic, Total	11		mg/kg	0.87	0.18	2	12/22/16 19:00	12/27/16 10:26	EPA 3050B	1,6010C	PS
Barium, Total	190		mg/kg	0.87	0.15	2	12/22/16 19:00	12/27/16 10:26	EPA 3050B	1,6010C	PS
Beryllium, Total	0.15	J	mg/kg	0.44	0.03	2	12/22/16 19:00	12/27/16 10:26	EPA 3050B	1,6010C	PS
Cadmium, Total	0.44	J	mg/kg	0.87	0.09	2	12/22/16 19:00	12/27/16 10:26	EPA 3050B	1,6010C	PS
Calcium, Total	9200		mg/kg	8.7	3.0	2	12/22/16 19:00	12/27/16 10:26	EPA 3050B	1,6010C	PS
Chromium, Total	19		mg/kg	0.87	0.08	2	12/22/16 19:00	12/27/16 10:26	EPA 3050B	1,6010C	PS
Cobalt, Total	5.8		mg/kg	1.7	0.14	2	12/22/16 19:00	12/27/16 10:26	EPA 3050B	1,6010C	PS
Copper, Total	37		mg/kg	0.87	0.22	2	12/22/16 19:00	12/27/16 10:26	EPA 3050B	1,6010C	PS
Iron, Total	36000		mg/kg	4.4	0.79	2	12/22/16 19:00	12/27/16 10:26	EPA 3050B	1,6010C	PS
Lead, Total	960		mg/kg	4.4	0.23	2	12/22/16 19:00	12/27/16 10:26	EPA 3050B	1,6010C	PS
Magnesium, Total	2100		mg/kg	8.7	1.3	2	12/22/16 19:00	12/27/16 10:26	EPA 3050B	1,6010C	PS
Manganese, Total	330		mg/kg	0.87	0.14	2	12/22/16 19:00	12/27/16 10:26	EPA 3050B	1,6010C	PS
Mercury, Total	0.69		mg/kg	0.08	0.02	1	12/27/16 18:57	12/28/16 15:42	EPA 7471B	1,7471B	BV
Nickel, Total	12		mg/kg	2.2	0.21	2	12/22/16 19:00	12/27/16 10:26	EPA 3050B	1,6010C	PS
Potassium, Total	390		mg/kg	220	12.	2	12/22/16 19:00	12/27/16 10:26	EPA 3050B	1,6010C	PS
Selenium, Total	ND		mg/kg	1.7	0.22	2	12/22/16 19:00	12/27/16 10:26	EPA 3050B	1,6010C	PS
Silver, Total	ND		mg/kg	0.87	0.25	2	12/22/16 19:00	12/27/16 10:26	EPA 3050B	1,6010C	PS
Sodium, Total	160	J	mg/kg	170	2.8	2	12/22/16 19:00	12/27/16 10:26	EPA 3050B	1,6010C	PS
Thallium, Total	ND		mg/kg	1.7	0.28	2	12/22/16 19:00	12/27/16 10:26	EPA 3050B	1,6010C	PS
Vanadium, Total	19		mg/kg	0.87	0.18	2	12/22/16 19:00	12/27/16 10:26	EPA 3050B	1,6010C	PS
Zinc, Total	360		mg/kg	4.4	0.26	2	12/22/16 19:00	12/27/16 10:26	EPA 3050B	1,6010C	PS

Project Name: CPG YONKERS NY
Project Number: Not Specified
Lab Number: L1641295
Report Date: 12/30/16

SAMPLE RESULTS

Lab ID: L1641295-09
Client ID: B-1, S2, 2-4'
Sample Location: YONKERS, NY
Matrix: Soil
Percent Solids: 88%

Date Collected: 12/21/16 14:25
Date Received: 12/21/16
Field Prep: Not Specified

Parameter	Result	Qualifier	Units	RL	MDL	Dilution Factor	Date Prepared	Date Analyzed	Prep Method	Analytical Method	Analyst
Total Metals - Mansfield Lab											
Aluminum, Total	10000		mg/kg	8.8	2.4	2	12/22/16 19:00	12/27/16 10:30	EPA 3050B	1,6010C	PS
Antimony, Total	ND		mg/kg	4.4	0.33	2	12/22/16 19:00	12/27/16 10:30	EPA 3050B	1,6010C	PS
Arsenic, Total	2.2		mg/kg	0.88	0.18	2	12/22/16 19:00	12/27/16 10:30	EPA 3050B	1,6010C	PS
Barium, Total	71		mg/kg	0.88	0.15	2	12/22/16 19:00	12/27/16 10:30	EPA 3050B	1,6010C	PS
Beryllium, Total	0.12	J	mg/kg	0.44	0.03	2	12/22/16 19:00	12/27/16 10:30	EPA 3050B	1,6010C	PS
Cadmium, Total	ND		mg/kg	0.88	0.09	2	12/22/16 19:00	12/27/16 10:30	EPA 3050B	1,6010C	PS
Calcium, Total	2300		mg/kg	8.8	3.1	2	12/22/16 19:00	12/27/16 10:30	EPA 3050B	1,6010C	PS
Chromium, Total	28		mg/kg	0.88	0.08	2	12/22/16 19:00	12/27/16 10:30	EPA 3050B	1,6010C	PS
Cobalt, Total	6.8		mg/kg	1.8	0.14	2	12/22/16 19:00	12/27/16 10:30	EPA 3050B	1,6010C	PS
Copper, Total	22		mg/kg	0.88	0.22	2	12/22/16 19:00	12/27/16 10:30	EPA 3050B	1,6010C	PS
Iron, Total	14000		mg/kg	4.4	0.79	2	12/22/16 19:00	12/27/16 10:30	EPA 3050B	1,6010C	PS
Lead, Total	61		mg/kg	4.4	0.23	2	12/22/16 19:00	12/27/16 10:30	EPA 3050B	1,6010C	PS
Magnesium, Total	3600		mg/kg	8.8	1.3	2	12/22/16 19:00	12/27/16 10:30	EPA 3050B	1,6010C	PS
Manganese, Total	120		mg/kg	0.88	0.14	2	12/22/16 19:00	12/27/16 10:30	EPA 3050B	1,6010C	PS
Mercury, Total	0.49		mg/kg	0.08	0.02	1	12/27/16 18:57	12/28/16 15:45	EPA 7471B	1,7471B	BV
Nickel, Total	13		mg/kg	2.2	0.21	2	12/22/16 19:00	12/27/16 10:30	EPA 3050B	1,6010C	PS
Potassium, Total	1700		mg/kg	220	13.	2	12/22/16 19:00	12/27/16 10:30	EPA 3050B	1,6010C	PS
Selenium, Total	ND		mg/kg	1.8	0.22	2	12/22/16 19:00	12/27/16 10:30	EPA 3050B	1,6010C	PS
Silver, Total	ND		mg/kg	0.88	0.25	2	12/22/16 19:00	12/27/16 10:30	EPA 3050B	1,6010C	PS
Sodium, Total	520		mg/kg	180	2.8	2	12/22/16 19:00	12/27/16 10:30	EPA 3050B	1,6010C	PS
Thallium, Total	ND		mg/kg	1.8	0.28	2	12/22/16 19:00	12/27/16 10:30	EPA 3050B	1,6010C	PS
Vanadium, Total	30		mg/kg	0.88	0.18	2	12/22/16 19:00	12/27/16 10:30	EPA 3050B	1,6010C	PS
Zinc, Total	45		mg/kg	4.4	0.26	2	12/22/16 19:00	12/27/16 10:30	EPA 3050B	1,6010C	PS

Project Name: CPG YONKERS NY
Project Number: Not Specified
Lab Number: L1641295
Report Date: 12/30/16

SAMPLE RESULTS

Lab ID: L1641295-10
Client ID: B-2
Sample Location: YONKERS, NY
Matrix: Soil
Percent Solids: 89%

Date Collected: 12/21/16 14:35
Date Received: 12/21/16
Field Prep: Not Specified

Parameter	Result	Qualifier	Units	RL	MDL	Dilution Factor	Date Prepared	Date Analyzed	Prep Method	Analytical Method	Analyst
Total Metals - Mansfield Lab											
Aluminum, Total	7400		mg/kg	8.9	2.4	2	12/22/16 19:00	12/27/16 10:34	EPA 3050B	1,6010C	PS
Antimony, Total	ND		mg/kg	4.4	0.34	2	12/22/16 19:00	12/27/16 10:34	EPA 3050B	1,6010C	PS
Arsenic, Total	2.4		mg/kg	0.89	0.18	2	12/22/16 19:00	12/27/16 10:34	EPA 3050B	1,6010C	PS
Barium, Total	47		mg/kg	0.89	0.15	2	12/22/16 19:00	12/27/16 10:34	EPA 3050B	1,6010C	PS
Beryllium, Total	0.10	J	mg/kg	0.44	0.03	2	12/22/16 19:00	12/27/16 10:34	EPA 3050B	1,6010C	PS
Cadmium, Total	ND		mg/kg	0.89	0.09	2	12/22/16 19:00	12/27/16 10:34	EPA 3050B	1,6010C	PS
Calcium, Total	3800		mg/kg	8.9	3.1	2	12/22/16 19:00	12/27/16 10:34	EPA 3050B	1,6010C	PS
Chromium, Total	24		mg/kg	0.89	0.09	2	12/22/16 19:00	12/27/16 10:34	EPA 3050B	1,6010C	PS
Cobalt, Total	6.6		mg/kg	1.8	0.15	2	12/22/16 19:00	12/27/16 10:34	EPA 3050B	1,6010C	PS
Copper, Total	29		mg/kg	0.89	0.23	2	12/22/16 19:00	12/27/16 10:34	EPA 3050B	1,6010C	PS
Iron, Total	12000		mg/kg	4.4	0.80	2	12/22/16 19:00	12/27/16 10:34	EPA 3050B	1,6010C	PS
Lead, Total	47		mg/kg	4.4	0.24	2	12/22/16 19:00	12/27/16 10:34	EPA 3050B	1,6010C	PS
Magnesium, Total	3500		mg/kg	8.9	1.4	2	12/22/16 19:00	12/27/16 10:34	EPA 3050B	1,6010C	PS
Manganese, Total	360		mg/kg	0.89	0.14	2	12/22/16 19:00	12/27/16 10:34	EPA 3050B	1,6010C	PS
Mercury, Total	0.24		mg/kg	0.07	0.02	1	12/27/16 18:57	12/28/16 15:48	EPA 7471B	1,7471B	BV
Nickel, Total	14		mg/kg	2.2	0.22	2	12/22/16 19:00	12/27/16 10:34	EPA 3050B	1,6010C	PS
Potassium, Total	630		mg/kg	220	13.	2	12/22/16 19:00	12/27/16 10:34	EPA 3050B	1,6010C	PS
Selenium, Total	ND		mg/kg	1.8	0.23	2	12/22/16 19:00	12/27/16 10:34	EPA 3050B	1,6010C	PS
Silver, Total	ND		mg/kg	0.89	0.25	2	12/22/16 19:00	12/27/16 10:34	EPA 3050B	1,6010C	PS
Sodium, Total	460		mg/kg	180	2.8	2	12/22/16 19:00	12/27/16 10:34	EPA 3050B	1,6010C	PS
Thallium, Total	ND		mg/kg	1.8	0.28	2	12/22/16 19:00	12/27/16 10:34	EPA 3050B	1,6010C	PS
Vanadium, Total	25		mg/kg	0.89	0.18	2	12/22/16 19:00	12/27/16 10:34	EPA 3050B	1,6010C	PS
Zinc, Total	49		mg/kg	4.4	0.26	2	12/22/16 19:00	12/27/16 10:34	EPA 3050B	1,6010C	PS

Project Name: CPG YONKERS NY **Lab Number:** L1641295

Project Number: Not Specified **Report Date:** 12/30/16

Method Blank Analysis
Batch Quality Control

Parameter	Result	Qualifier	Units	RL	MDL	Dilution Factor	Date Prepared	Date Analyzed	Analytical Method	Analyst
Total Metals - Mansfield Lab for sample(s): 01-02 Batch: WG963178-1										
Aluminum, Total	ND		mg/kg	4.0	1.1	1	12/20/16 22:25	12/22/16 23:18	1,6010C	AB
Antimony, Total	ND		mg/kg	2.0	0.15	1	12/20/16 22:25	12/22/16 23:18	1,6010C	AB
Arsenic, Total	ND		mg/kg	0.40	0.08	1	12/20/16 22:25	12/22/16 23:18	1,6010C	AB
Barium, Total	ND		mg/kg	0.40	0.07	1	12/20/16 22:25	12/22/16 23:18	1,6010C	AB
Beryllium, Total	ND		mg/kg	0.20	0.01	1	12/20/16 22:25	12/22/16 23:18	1,6010C	AB
Cadmium, Total	ND		mg/kg	0.40	0.04	1	12/20/16 22:25	12/22/16 23:18	1,6010C	AB
Calcium, Total	ND		mg/kg	4.0	1.4	1	12/20/16 22:25	12/22/16 23:18	1,6010C	AB
Chromium, Total	0.10	J	mg/kg	0.40	0.04	1	12/20/16 22:25	12/22/16 23:18	1,6010C	AB
Cobalt, Total	ND		mg/kg	0.80	0.07	1	12/20/16 22:25	12/22/16 23:18	1,6010C	AB
Copper, Total	ND		mg/kg	0.40	0.10	1	12/20/16 22:25	12/22/16 23:18	1,6010C	AB
Iron, Total	1.4	J	mg/kg	2.0	0.36	1	12/20/16 22:25	12/22/16 23:18	1,6010C	AB
Lead, Total	ND		mg/kg	2.0	0.11	1	12/20/16 22:25	12/22/16 23:18	1,6010C	AB
Magnesium, Total	ND		mg/kg	4.0	0.62	1	12/20/16 22:25	12/22/16 23:18	1,6010C	AB
Manganese, Total	ND		mg/kg	0.40	0.06	1	12/20/16 22:25	12/22/16 23:18	1,6010C	AB
Nickel, Total	ND		mg/kg	1.0	0.10	1	12/20/16 22:25	12/22/16 23:18	1,6010C	AB
Potassium, Total	ND		mg/kg	100	5.8	1	12/20/16 22:25	12/22/16 23:18	1,6010C	AB
Selenium, Total	ND		mg/kg	0.80	0.10	1	12/20/16 22:25	12/22/16 23:18	1,6010C	AB
Silver, Total	ND		mg/kg	0.40	0.11	1	12/20/16 22:25	12/22/16 23:18	1,6010C	AB
Sodium, Total	ND		mg/kg	80	1.3	1	12/20/16 22:25	12/22/16 23:18	1,6010C	AB
Thallium, Total	ND		mg/kg	0.80	0.13	1	12/20/16 22:25	12/22/16 23:18	1,6010C	AB
Vanadium, Total	ND		mg/kg	0.40	0.08	1	12/20/16 22:25	12/22/16 23:18	1,6010C	AB
Zinc, Total	ND		mg/kg	2.0	0.12	1	12/20/16 22:25	12/22/16 23:18	1,6010C	AB

Prep Information

Digestion Method: EPA 3050B

Parameter	Result	Qualifier	Units	RL	MDL	Dilution Factor	Date Prepared	Date Analyzed	Analytical Method	Analyst
Total Metals - Mansfield Lab for sample(s): 04-07 Batch: WG963583-1										
Aluminum, Total	1.5	J	mg/kg	4.0	1.1	1	12/21/16 19:33	12/22/16 02:10	1,6010C	AB
Antimony, Total	ND		mg/kg	2.0	0.15	1	12/21/16 19:33	12/22/16 02:10	1,6010C	AB
Arsenic, Total	0.09	J	mg/kg	0.40	0.08	1	12/21/16 19:33	12/22/16 02:10	1,6010C	AB
Barium, Total	ND		mg/kg	0.40	0.07	1	12/21/16 19:33	12/22/16 02:10	1,6010C	AB

Project Name: CPG YONKERS NY **Lab Number:** L1641295

Project Number: Not Specified **Report Date:** 12/30/16

Method Blank Analysis
Batch Quality Control

Beryllium, Total	ND		mg/kg	0.20	0.01	1	12/21/16 19:33	12/22/16 02:10	1,6010C	AB
Cadmium, Total	ND		mg/kg	0.40	0.04	1	12/21/16 19:33	12/22/16 02:10	1,6010C	AB
Calcium, Total	ND		mg/kg	4.0	1.4	1	12/21/16 19:33	12/22/16 02:10	1,6010C	AB
Chromium, Total	0.07	J	mg/kg	0.40	0.04	1	12/21/16 19:33	12/22/16 02:10	1,6010C	AB
Cobalt, Total	ND		mg/kg	0.80	0.07	1	12/21/16 19:33	12/22/16 02:10	1,6010C	AB
Copper, Total	ND		mg/kg	0.40	0.10	1	12/21/16 19:33	12/22/16 02:10	1,6010C	AB
Iron, Total	0.68	J	mg/kg	2.0	0.36	1	12/21/16 19:33	12/22/16 04:50	1,6010C	AB
Lead, Total	ND		mg/kg	2.0	0.11	1	12/21/16 19:33	12/22/16 02:10	1,6010C	AB
Magnesium, Total	ND		mg/kg	4.0	0.62	1	12/21/16 19:33	12/22/16 02:10	1,6010C	AB
Manganese, Total	0.11	J	mg/kg	0.40	0.06	1	12/21/16 19:33	12/22/16 02:10	1,6010C	AB
Nickel, Total	ND		mg/kg	1.0	0.10	1	12/21/16 19:33	12/22/16 02:10	1,6010C	AB
Potassium, Total	ND		mg/kg	100	5.8	1	12/21/16 19:33	12/22/16 02:10	1,6010C	AB
Selenium, Total	ND		mg/kg	0.80	0.10	1	12/21/16 19:33	12/22/16 02:10	1,6010C	AB
Silver, Total	ND		mg/kg	0.40	0.11	1	12/21/16 19:33	12/22/16 02:10	1,6010C	AB
Sodium, Total	ND		mg/kg	80	1.3	1	12/21/16 19:33	12/22/16 02:10	1,6010C	AB
Thallium, Total	ND		mg/kg	0.80	0.13	1	12/21/16 19:33	12/22/16 02:10	1,6010C	AB
Vanadium, Total	ND		mg/kg	0.40	0.08	1	12/21/16 19:33	12/22/16 02:10	1,6010C	AB
Zinc, Total	0.22	J	mg/kg	2.0	0.12	1	12/21/16 19:33	12/22/16 02:10	1,6010C	AB

Prep Information

Digestion Method: EPA 3050B

Parameter	Result	Qualifier	Units	RL	MDL	Dilution Factor	Date Prepared	Date Analyzed	Analytical Method	Analyst
Total Metals - Mansfield Lab for sample(s): 08-10 Batch: WG964052-1										
Aluminum, Total	ND		mg/kg	4.0	1.1	1	12/22/16 19:00	12/27/16 10:02	1,6010C	PS
Antimony, Total	ND		mg/kg	2.0	0.15	1	12/22/16 19:00	12/27/16 10:02	1,6010C	PS
Arsenic, Total	ND		mg/kg	0.40	0.08	1	12/22/16 19:00	12/27/16 10:02	1,6010C	PS
Barium, Total	ND		mg/kg	0.40	0.07	1	12/22/16 19:00	12/27/16 10:02	1,6010C	PS
Beryllium, Total	ND		mg/kg	0.20	0.01	1	12/22/16 19:00	12/27/16 10:02	1,6010C	PS
Cadmium, Total	ND		mg/kg	0.40	0.04	1	12/22/16 19:00	12/27/16 10:02	1,6010C	PS
Calcium, Total	ND		mg/kg	4.0	1.4	1	12/22/16 19:00	12/27/16 10:02	1,6010C	PS
Chromium, Total	ND		mg/kg	0.40	0.04	1	12/22/16 19:00	12/27/16 10:02	1,6010C	PS
Cobalt, Total	ND		mg/kg	0.80	0.07	1	12/22/16 19:00	12/27/16 10:02	1,6010C	PS
Copper, Total	ND		mg/kg	0.40	0.10	1	12/22/16 19:00	12/27/16 10:02	1,6010C	PS
Iron, Total	ND		mg/kg	2.0	0.36	1	12/22/16 19:00	12/27/16 10:02	1,6010C	PS

Project Name: CPG YONKERS NY **Lab Number:** L1641295

Project Number: Not Specified **Report Date:** 12/30/16

Method Blank Analysis
Batch Quality Control

Lead, Total	ND	mg/kg	2.0	0.11	1	12/22/16 19:00	12/27/16 10:02	1,6010C	PS
Magnesium, Total	ND	mg/kg	4.0	0.62	1	12/22/16 19:00	12/27/16 10:02	1,6010C	PS
Manganese, Total	ND	mg/kg	0.40	0.06	1	12/22/16 19:00	12/27/16 10:02	1,6010C	PS
Nickel, Total	ND	mg/kg	1.0	0.10	1	12/22/16 19:00	12/27/16 10:02	1,6010C	PS
Potassium, Total	ND	mg/kg	100	5.8	1	12/22/16 19:00	12/27/16 10:02	1,6010C	PS
Selenium, Total	ND	mg/kg	0.80	0.10	1	12/22/16 19:00	12/27/16 10:02	1,6010C	PS
Silver, Total	ND	mg/kg	0.40	0.11	1	12/22/16 19:00	12/27/16 10:02	1,6010C	PS
Sodium, Total	ND	mg/kg	80	1.3	1	12/22/16 19:00	12/27/16 10:02	1,6010C	PS
Thallium, Total	ND	mg/kg	0.80	0.13	1	12/22/16 19:00	12/27/16 10:02	1,6010C	PS
Vanadium, Total	ND	mg/kg	0.40	0.08	1	12/22/16 19:00	12/27/16 10:02	1,6010C	PS
Zinc, Total	ND	mg/kg	2.0	0.12	1	12/22/16 19:00	12/27/16 10:02	1,6010C	PS

Prep Information

Digestion Method: EPA 3050B

Parameter	Result	Qualifier	Units	RL	MDL	Dilution Factor	Date Prepared	Date Analyzed	Analytical Method	Analyst
Total Metals - Mansfield Lab for sample(s): 01-02,04-10 Batch: WG965025-1										
Mercury, Total	ND		mg/kg	0.08	0.02	1	12/27/16 18:57	12/28/16 14:54	1,7471B	BV

Prep Information

Digestion Method: EPA 7471B

Lab Control Sample Analysis
Batch Quality Control

Project Name: CPG YONKERS NY
Project Number: Not Specified

Lab Number: L1641295
Report Date: 12/30/16

Parameter	LCS %Recovery	Qual	LCSD %Recovery	Qual	%Recovery Limits	RPD	Qual	RPD Limits
Total Metals - Mansfield Lab Associated sample(s): 01-02 Batch: WG963178-2 SRM Lot Number: D091-540								
Aluminum, Total	70		-		52-148	-		
Antimony, Total	179		-		1-200	-		
Arsenic, Total	96		-		80-121	-		
Barium, Total	91		-		84-117	-		
Beryllium, Total	99		-		83-117	-		
Cadmium, Total	105		-		83-117	-		
Calcium, Total	102		-		81-118	-		
Chromium, Total	105		-		80-119	-		
Cobalt, Total	110		-		84-115	-		
Copper, Total	98		-		82-117	-		
Iron, Total	80		-		47-154	-		
Lead, Total	96		-		82-118	-		
Magnesium, Total	87		-		77-123	-		
Manganese, Total	100		-		82-118	-		
Nickel, Total	108		-		83-117	-		
Potassium, Total	83		-		72-128	-		
Selenium, Total	96		-		79-121	-		
Silver, Total	93		-		75-124	-		
Sodium, Total	104		-		73-126	-		
Thallium, Total	99		-		80-121	-		
Vanadium, Total	96		-		78-122	-		

Lab Control Sample Analysis
Batch Quality Control

Project Name: CPG YONKERS NY
Project Number: Not Specified

Lab Number: L1641295
Report Date: 12/30/16

Parameter	LCS %Recovery	LCSD %Recovery	%Recovery Limits	RPD	RPD Limits
Total Metals - Mansfield Lab Associated sample(s): 01-02 Batch: WG963178-2 SRM Lot Number: D091-540					
Zinc, Total	98	-	82-118	-	

Lab Control Sample Analysis
Batch Quality Control

Project Name: CPG YONKERS NY
Project Number: Not Specified

Lab Number: L1641295
Report Date: 12/30/16

Parameter	LCS %Recovery	LCSD %Recovery	%Recovery Limits	RPD	RPD Limits
Total Metals - Mansfield Lab Associated sample(s): 04-07 Batch: WG963583-2 SRM Lot Number: D091-540					
Aluminum, Total	79	-	52-148	-	
Antimony, Total	114	-	1-200	-	
Arsenic, Total	110	-	80-121	-	
Barium, Total	86	-	84-117	-	
Beryllium, Total	90	-	83-117	-	
Cadmium, Total	104	-	83-117	-	
Calcium, Total	97	-	81-118	-	
Chromium, Total	98	-	80-119	-	
Cobalt, Total	104	-	84-115	-	
Copper, Total	98	-	82-117	-	
Iron, Total	107	-	47-154	-	
Lead, Total	103	-	82-118	-	
Magnesium, Total	98	-	77-123	-	
Manganese, Total	97	-	82-118	-	
Nickel, Total	101	-	83-117	-	
Potassium, Total	83	-	72-128	-	
Selenium, Total	101	-	79-121	-	
Silver, Total	99	-	75-124	-	
Sodium, Total	85	-	73-126	-	
Thallium, Total	106	-	80-121	-	
Vanadium, Total	96	-	78-122	-	

Lab Control Sample Analysis
Batch Quality Control

Project Name: CPG YONKERS NY
Project Number: Not Specified

Lab Number: L1641295
Report Date: 12/30/16

Parameter	LCS %Recovery	LCSD %Recovery	%Recovery Limits	RPD	RPD Limits
Total Metals - Mansfield Lab Associated sample(s): 04-07 Batch: WG963583-2 SRM Lot Number: D091-540					
Zinc, Total	103	-	82-118	-	

Lab Control Sample Analysis
Batch Quality Control

Project Name: CPG YONKERS NY
Project Number: Not Specified

Lab Number: L1641295
Report Date: 12/30/16

Parameter	LCS %Recovery	LCSD %Recovery	%Recovery Limits	RPD	RPD Limits
Total Metals - Mansfield Lab Associated sample(s): 08-10 Batch: WG964052-2 SRM Lot Number: D091-540					
Aluminum, Total	56	-	52-148	-	
Antimony, Total	122	-	1-200	-	
Arsenic, Total	90	-	80-121	-	
Barium, Total	96	-	84-117	-	
Beryllium, Total	87	-	83-117	-	
Cadmium, Total	90	-	83-117	-	
Calcium, Total	86	-	81-118	-	
Chromium, Total	84	-	80-119	-	
Cobalt, Total	91	-	84-115	-	
Copper, Total	92	-	82-117	-	
Iron, Total	67	-	47-154	-	
Lead, Total	82	-	82-118	-	
Magnesium, Total	80	-	77-123	-	
Manganese, Total	91	-	82-118	-	
Nickel, Total	93	-	83-117	-	
Potassium, Total	75	-	72-128	-	
Selenium, Total	84	-	79-121	-	
Silver, Total	83	-	75-124	-	
Sodium, Total	83	-	73-126	-	
Thallium, Total	92	-	80-121	-	
Vanadium, Total	80	-	78-122	-	

Lab Control Sample Analysis
Batch Quality Control

Project Name: CPG YONKERS NY
Project Number: Not Specified

Lab Number: L1641295
Report Date: 12/30/16

Parameter	LCS %Recovery	LCSD %Recovery	%Recovery Limits	RPD	RPD Limits
Total Metals - Mansfield Lab Associated sample(s): 08-10 Batch: WG964052-2 SRM Lot Number: D091-540					
Zinc, Total	82	-	82-118	-	
Total Metals - Mansfield Lab Associated sample(s): 01-02,04-10 Batch: WG965025-2 SRM Lot Number: D091-540					
Mercury, Total	106	-	72-128	-	

Matrix Spike Analysis
Batch Quality Control

Project Name: CPG YONKERS NY
Project Number: Not Specified

Lab Number: L1641295
Report Date: 12/30/16

Parameter	Native Sample	MS Added	MS Found	MS %Recovery	Qual	MSD Found	MSD %Recovery	Qual	Recovery Limits	RPD	Qual	RPD Limits
Total Metals - Mansfield Lab Associated sample(s): 01-02 QC Batch ID: WG963178-3 QC Sample: L1641246-01 Client ID: MS Sample												
Aluminum, Total	5900	189	7600	**901**	Q	-	-		75-125	-		20
Antimony, Total	0.55J	47.2	33	**70**	Q	-	-		75-125	-		20
Arsenic, Total	2.3	11.3	14	103		-	-		75-125	-		20
Barium, Total	56.	189	230	92		-	-		75-125	-		20
Beryllium, Total	0.27J	4.72	4.8	102		-	-		75-125	-		20
Cadmium, Total	0.53J	4.81	5.2	108		-	-		75-125	-		20
Calcium, Total	1700	943	2900	**127**	Q	-	-		75-125	-		20
Chromium, Total	12.	18.9	32	106		-	-		75-125	-		20
Cobalt, Total	6.3	47.2	48	88		-	-		75-125	-		20
Copper, Total	71.	23.6	71	**0**	Q	-	-		75-125	-		20
Iron, Total	13000	94.3	16000	**3180**	Q	-	-		75-125	-		20
Lead, Total	96.	48.1	120	**50**	Q	-	-		75-125	-		20
Magnesium, Total	1700	943	2600	95		-	-		75-125	-		20
Manganese, Total	260	47.2	320	**127**	Q	-	-		75-125	-		20
Nickel, Total	12.	47.2	54	89		-	-		75-125	-		20
Potassium, Total	630	943	1700	113		-	-		75-125	-		20
Selenium, Total	ND	11.3	12	106		-	-		75-125	-		20
Silver, Total	ND	28.3	28	99		-	-		75-125	-		20
Sodium, Total	440	943	1300	91		-	-		75-125	-		20
Thallium, Total	ND	11.3	11	97		-	-		75-125	-		20
Vanadium, Total	16.	47.2	64	102		-	-		75-125	-		20

Matrix Spike Analysis
Batch Quality Control

Project Name: CPG YONKERS NY
Project Number: Not Specified

Lab Number: L1641295
Report Date: 12/30/16

Parameter	Native Sample	MS Added	MS Found	MS %Recovery		MSD Found	MSD %Recovery	Recovery Limits	RPD	RPD Limits
Total Metals - Mansfield Lab Associated sample(s): 01-02 QC Batch ID: WG963178-3 QC Sample: L1641246-01 Client ID: MS Sample										
Zinc, Total	390	47.2	140	**0**	Q	-	-	75-125	-	20

Matrix Spike Analysis
Batch Quality Control

Project Name: CPG YONKERS NY
Project Number: Not Specified

Lab Number: L1641295
Report Date: 12/30/16

Parameter	Native Sample	MS Added	MS Found	MS %Recovery		MSD Found	MSD %Recovery	Recovery Limits	RPD	RPD Limits
Total Metals - Mansfield Lab Associated sample(s): 04-07 QC Batch ID: WG963583-3 QC Sample: L1641534-01 Client ID: MS Sample										
Aluminum, Total	9200	175	7200	**0**	Q	-	-	75-125	-	20
Antimony, Total	ND	43.8	40	91		-	-	75-125	-	20
Arsenic, Total	6.4	10.5	13	**63**	Q	-	-	75-125	-	20
Barium, Total	29.	175	170	80		-	-	75-125	-	20
Beryllium, Total	0.36	4.38	4.0	83		-	-	75-125	-	20
Cadmium, Total	ND	4.46	3.8	85		-	-	75-125	-	20
Calcium, Total	5100	875	6600	**171**	Q	-	-	75-125	-	20
Chromium, Total	21.	17.5	23	**11**	Q	-	-	75-125	-	20
Cobalt, Total	7.3	43.8	42	79		-	-	75-125	-	20
Copper, Total	27.	21.9	46	87		-	-	75-125	-	20
Iron, Total	19000	87.5	15000	**0**	Q	-	-	75-125	-	20
Lead, Total	8.7	44.6	47	86		-	-	75-125	-	20
Magnesium, Total	5300	875	5000	**0**	Q	-	-	75-125	-	20
Manganese, Total	360	43.8	350	**0**	Q	-	-	75-125	-	20
Nickel, Total	16.	43.8	47	**71**	Q	-	-	75-125	-	20
Potassium, Total	800	875	1200	**46**	Q	-	-	75-125	-	20
Selenium, Total	ND	10.5	9.3	88		-	-	75-125	-	20
Silver, Total	ND	26.3	25	95		-	-	75-125	-	20
Sodium, Total	110	875	900	90		-	-	75-125	-	20
Thallium, Total	ND	10.5	8.4	80		-	-	75-125	-	20
Vanadium, Total	19.	43.8	54	80		-	-	75-125	-	20

Matrix Spike Analysis
Batch Quality Control

Project Name: CPG YONKERS NY
Project Number: Not Specified

Lab Number: L1641295
Report Date: 12/30/16

Parameter	Native Sample	MS Added	MS Found	MS %Recovery		MSD Found	MSD %Recovery	Recovery Limits	RPD	RPD Limits
Total Metals - Mansfield Lab Associated sample(s): 04-07 QC Batch ID: WG963583-3 QC Sample: L1641534-01 Client ID: MS Sample										
Zinc, Total	49.	43.8	72	**52**	Q	-	-	75-125	-	20

Matrix Spike Analysis
Batch Quality Control

Project Name: CPG YONKERS NY
Project Number: Not Specified

Lab Number: L1641295
Report Date: 12/30/16

Parameter	Native Sample	MS Added	MS Found	MS %Recovery		MSD Found	MSD %Recovery	Recovery Limits	RPD	RPD Limits
Total Metals - Mansfield Lab Associated sample(s): 08-10 QC Batch ID: WG964052-3 QC Sample: L1641658-03 Client ID: MS Sample										
Aluminum, Total	8200	196	9400	**614**	Q	-	-	75-125	-	20
Antimony, Total	ND	48.9	38	78		-	-	75-125	-	20
Arsenic, Total	7.8	11.7	20	104		-	-	75-125	-	20
Barium, Total	12.	196	210	101		-	-	75-125	-	20
Beryllium, Total	0.22J	4.89	5.1	104		-	-	75-125	-	20
Cadmium, Total	ND	4.99	4.7	94		-	-	75-125	-	20
Calcium, Total	1400	978	3100	**174**	Q	-	-	75-125	-	20
Chromium, Total	33.	19.6	69	**184**	Q	-	-	75-125	-	20
Cobalt, Total	1.9	48.9	48	98		-	-	75-125	-	20
Copper, Total	5.5	24.4	32	108		-	-	75-125	-	20
Iron, Total	16000	97.8	23000	**7160**	Q	-	-	75-125	-	20
Lead, Total	6.4	49.9	55	97		-	-	75-125	-	20
Magnesium, Total	1600	978	2800	123		-	-	75-125	-	20
Manganese, Total	33.	48.9	82	100		-	-	75-125	-	20
Nickel, Total	4.0	48.9	51	96		-	-	75-125	-	20
Potassium, Total	1600	978	3200	**164**	Q	-	-	75-125	-	20
Selenium, Total	ND	11.7	10	85		-	-	75-125	-	20
Silver, Total	ND	29.3	30	102		-	-	75-125	-	20
Sodium, Total	81.J	978	1000	102		-	-	75-125	-	20
Thallium, Total	ND	11.7	12	102		-	-	75-125	-	20
Vanadium, Total	33.	48.9	99	**135**	Q	-	-	75-125	-	20

Matrix Spike Analysis
Batch Quality Control

Project Name: CPG YONKERS NY
Project Number: Not Specified

Lab Number: L1641295
Report Date: 12/30/16

Parameter	Native Sample	MS Added	MS Found	MS %Recovery		MSD Found	MSD %Recovery	Recovery Limits	RPD	RPD Limits
Total Metals - Mansfield Lab Associated sample(s): 08-10 QC Batch ID: WG964052-3 QC Sample: L1641658-03 Client ID: MS Sample										
Zinc, Total	28.	48.9	84	114		-	-	75-125	-	20
Total Metals - Mansfield Lab Associated sample(s): 01-02,04-10 QC Batch ID: WG965025-3 QC Sample: L1640713-01 Client ID: MS Sample										
Mercury, Total	0.05J	0.192	0.24	**125**	Q	-	-	80-120	-	20

Lab Duplicate Analysis
Batch Quality Control

Project Name: CPG YONKERS NY
Project Number: Not Specified

Lab Number: L1641295
Report Date: 12/30/16

Parameter	Native Sample	Duplicate Sample	Units	RPD	Qual	RPD Limits
Total Metals - Mansfield Lab Associated sample(s): 01-02 QC Batch ID: WG963178-4 QC Sample: L1641246-01 Client ID: DUP Sample						
Aluminum, Total	5900	5600	mg/kg	5		20
Antimony, Total	0.55J	ND	mg/kg	NC		20
Arsenic, Total	2.3	4.2	mg/kg	**58**	Q	20
Barium, Total	56.	46	mg/kg	20		20
Beryllium, Total	0.27J	0.46	mg/kg	NC		20
Cadmium, Total	0.53J	1.3	mg/kg	NC		20
Calcium, Total	1700	1300	mg/kg	**27**	Q	20
Chromium, Total	12.	21	mg/kg	**55**	Q	20
Cobalt, Total	6.3	5.0	mg/kg	**23**	Q	20
Copper, Total	71.	85	mg/kg	18		20
Iron, Total	13000	29000	mg/kg	**76**	Q	20
Lead, Total	96.	82	mg/kg	16		20
Magnesium, Total	1700	1100	mg/kg	**43**	Q	20
Manganese, Total	260	430	mg/kg	**49**	Q	20
Nickel, Total	12.	7.3	mg/kg	**49**	Q	20
Potassium, Total	630	460	mg/kg	**31**	Q	20
Selenium, Total	ND	0.61J	mg/kg	NC		20
Silver, Total	ND	ND	mg/kg	NC		20
Sodium, Total	440	160J	mg/kg	NC		20

Lab Duplicate Analysis
Batch Quality Control

Project Name: CPG YONKERS NY
Project Number: Not Specified

Lab Number: L1641295
Report Date: 12/30/16

Parameter	Native Sample	Duplicate Sample	Units	RPD		RPD Limits
Total Metals - Mansfield Lab Associated sample(s): 01-02 QC Batch ID: WG963178-4 QC Sample: L1641246-01 Client ID: DUP Sample						
Thallium, Total	ND	ND	mg/kg	NC		20
Vanadium, Total	16.	31	mg/kg	**64**	Q	20
Zinc, Total	390	78	mg/kg	**133**	Q	20
Total Metals - Mansfield Lab Associated sample(s): 04-07 QC Batch ID: WG963583-4 QC Sample: L1641534-01 Client ID: DUP Sample						
Lead, Total	8.7	11	mg/kg	**23**	Q	20

Lab Duplicate Analysis
Batch Quality Control

Project Name: CPG YONKERS NY
Project Number: Not Specified

Lab Number: L1641295
Report Date: 12/30/16

Parameter	Native Sample	Duplicate Sample	Units	RPD		RPD Limits
Total Metals - Mansfield Lab Associated sample(s): 08-10 QC Batch ID: WG964052-4 QC Sample: L1641658-03 Client ID: DUP Sample						
Aluminum, Total	8200	8000	mg/kg	2		20
Antimony, Total	ND	ND	mg/kg	NC		20
Arsenic, Total	7.8	7.4	mg/kg	5		20
Barium, Total	12.	13	mg/kg	8		20
Beryllium, Total	0.22J	0.26J	mg/kg	NC		20
Cadmium, Total	ND	ND	mg/kg	NC		20
Calcium, Total	1400	1900	mg/kg	**30**	Q	20
Chromium, Total	33.	38	mg/kg	14		20
Cobalt, Total	1.9	2.1	mg/kg	10		20
Copper, Total	5.5	6.1	mg/kg	10		20
Iron, Total	16000	16000	mg/kg	0		20
Lead, Total	6.4	7.0	mg/kg	9		20
Magnesium, Total	1600	1700	mg/kg	6		20
Manganese, Total	33.	32	mg/kg	3		20
Nickel, Total	4.0	4.2	mg/kg	5		20
Potassium, Total	1600	1600	mg/kg	0		20
Selenium, Total	ND	ND	mg/kg	NC		20
Silver, Total	ND	ND	mg/kg	NC		20
Sodium, Total	81.J	83J	mg/kg	NC		20

Lab Duplicate Analysis
Batch Quality Control

Project Name: CPG YONKERS NY
Project Number: Not Specified

Lab Number: L1641295
Report Date: 12/30/16

Parameter	Native Sample	Duplicate Sample	Units	RPD	RPD Limits
Total Metals - Mansfield Lab Associated sample(s): 08-10 QC Batch ID: WG964052-4 QC Sample: L1641658-03 Client ID: DUP Sample					
Thallium, Total	ND	ND	mg/kg	NC	20
Vanadium, Total	33.	37	mg/kg	11	20
Zinc, Total	28.	30	mg/kg	7	20
Total Metals - Mansfield Lab Associated sample(s): 01-02,04-10 QC Batch ID: WG965025-4 QC Sample: L1640713-01 Client ID: DUP Sample					
Mercury, Total	0.05J	0.04J	mg/kg	NC	20

INORGANICS
&
MISCELLANEOUS

Project Name: CPG YONKERS NY
Project Number: Not Specified

Lab Number: L1641295
Report Date: 12/30/16

SAMPLE RESULTS

Lab ID: L1641295-01
Client ID: B-11, S2, 2-4'
Sample Location: YONKERS, NY
Matrix: Soil

Date Collected: 12/19/16 14:40
Date Received: 12/19/16
Field Prep: Not Specified

Parameter	Result	Qualifier	Units	RL	MDL	Dilution Factor	Date Prepared	Date Analyzed	Analytical Method	Analyst
General Chemistry - Westborough Lab										
Solids, Total	87.5		%	0.100	NA	1	-	12/20/16 10:56	121,2540G	RI
Cyanide, Total	0.34	J	mg/kg	1.1	0.18	1	12/21/16 22:00	12/22/16 15:31	1,9010C/9012B	JO

Project Name: CPG YONKERS NY
Project Number: Not Specified

Lab Number: L1641295
Report Date: 12/30/16

SAMPLE RESULTS

Lab ID: L1641295-02
Client ID: B-5, S1, 0-2'
Sample Location: YONKERS, NY
Matrix: Soil

Date Collected: 12/19/16 15:00
Date Received: 12/19/16
Field Prep: Not Specified

Parameter	Result	Qualifier	Units	RL	MDL	Dilution Factor	Date Prepared	Date Analyzed	Analytical Method	Analyst
General Chemistry - Westborough Lab										
Solids, Total	85.9		%	0.100	NA	1	-	12/20/16 10:56	121,2540G	RI
Cyanide, Total	ND		mg/kg	1.1	0.19	1	12/21/16 22:00	12/22/16 15:32	1,9010C/9012B	JO

Project Name: CPG YONKERS NY
Project Number: Not Specified

Lab Number: L1641295
Report Date: 12/30/16

SAMPLE RESULTS

Lab ID: L1641295-04
Client ID: B-8, 2-6'
Sample Location: YONKERS, NY
Matrix: Soil

Date Collected: 12/20/16 15:10
Date Received: 12/20/16
Field Prep: Not Specified

Parameter	Result	Qualifier	Units	RL	MDL	Dilution Factor	Date Prepared	Date Analyzed	Analytical Method	Analyst
General Chemistry - Westborough Lab										
Solids, Total	91.6		%	0.100	NA	1	-	12/21/16 09:46	121,2540G	RI
Cyanide, Total	ND		mg/kg	1.0	0.17	1	12/21/16 22:00	12/22/16 15:33	1,9010C/9012B	JO

Project Name: CPG YONKERS NY
Project Number: Not Specified

Lab Number: L1641295
Report Date: 12/30/16

SAMPLE RESULTS

Lab ID: L1641295-05
Client ID: B-7, S3, 4-6'
Sample Location: YONKERS, NY
Matrix: Soil

Date Collected: 12/20/16 15:00
Date Received: 12/20/16
Field Prep: Not Specified

Parameter	Result	Qualifier	Units	RL	MDL	Dilution Factor	Date Prepared	Date Analyzed	Analytical Method	Analyst
General Chemistry - Westborough Lab										
Solids, Total	86.8		%	0.100	NA	1	-	12/21/16 09:46	121,2540G	RI
Cyanide, Total	ND		mg/kg	1.1	0.18	1	12/21/16 22:00	12/22/16 15:34	1,9010C/9012B	JO

Project Name: CPG YONKERS NY
Project Number: Not Specified

Lab Number: L1641295
Report Date: 12/30/16

SAMPLE RESULTS

Lab ID: L1641295-06
Client ID: B-6, S2, 2-4'
Sample Location: YONKERS, NY
Matrix: Soil

Date Collected: 12/20/16 14:55
Date Received: 12/20/16
Field Prep: Not Specified

Parameter	Result	Qualifier	Units	RL	MDL	Dilution Factor	Date Prepared	Date Analyzed	Analytical Method	Analyst
General Chemistry - Westborough Lab										
Solids, Total	88.6		%	0.100	NA	1	-	12/21/16 09:46	121,2540G	RI
Cyanide, Total	ND		mg/kg	1.0	0.17	1	12/21/16 22:00	12/22/16 15:41	1,9010C/9012B	JO

Project Name: CPG YONKERS NY
Project Number: Not Specified

Lab Number: L1641295
Report Date: 12/30/16

SAMPLE RESULTS

Lab ID: L1641295-07
Client ID: B-4, S2, 2-4'
Sample Location: YONKERS, NY
Matrix: Soil

Date Collected: 12/20/16 14:50
Date Received: 12/20/16
Field Prep: Not Specified

Parameter	Result	Qualifier	Units	RL	MDL	Dilution Factor	Date Prepared	Date Analyzed	Analytical Method	Analyst
General Chemistry - Westborough Lab										
Solids, Total	85.6		%	0.100	NA	1	-	12/21/16 09:46	121,2540G	RI
Cyanide, Total	ND		mg/kg	1.1	0.18	1	12/21/16 22:00	12/22/16 15:35	1,9010C/9012B	JO

Project Name: CPG YONKERS NY
Project Number: Not Specified

Lab Number: L1641295
Report Date: 12/30/16

SAMPLE RESULTS

Lab ID: L1641295-08
Client ID: B-3, S2, 2-4'
Sample Location: YONKERS, NY
Matrix: Soil

Date Collected: 12/21/16 14:15
Date Received: 12/21/16
Field Prep: Not Specified

Parameter	Result	Qualifier	Units	RL	MDL	Dilution Factor	Date Prepared	Date Analyzed	Analytical Method	Analyst
General Chemistry - Westborough Lab										
Solids, Total	87.6		%	0.100	NA	1	-	12/22/16 18:32	121,2540G	RI
Cyanide, Total	0.29	J	mg/kg	1.1	0.18	1	12/23/16 10:00	12/23/16 15:05	1,9010C/9012B	JO

Project Name: CPG YONKERS NY
Project Number: Not Specified

Lab Number: L1641295
Report Date: 12/30/16

SAMPLE RESULTS

Lab ID: L1641295-09
Client ID: B-1, S2, 2-4'
Sample Location: YONKERS, NY
Matrix: Soil

Date Collected: 12/21/16 14:25
Date Received: 12/21/16
Field Prep: Not Specified

Parameter	Result	Qualifier	Units	RL	MDL	Dilution Factor	Date Prepared	Date Analyzed	Analytical Method	Analyst
General Chemistry - Westborough Lab										
Solids, Total	87.7		%	0.100	NA	1	-	12/22/16 18:32	121,2540G	RI
Cyanide, Total	0.25	J	mg/kg	1.0	0.17	1	12/23/16 10:00	12/23/16 15:06	1,9010C/9012B	JO

Project Name: CPG YONKERS NY
Project Number: Not Specified

Lab Number: L1641295
Report Date: 12/30/16

SAMPLE RESULTS

Lab ID: L1641295-10
Client ID: B-2
Sample Location: YONKERS, NY
Matrix: Soil

Date Collected: 12/21/16 14:35
Date Received: 12/21/16
Field Prep: Not Specified

Parameter	Result	Qualifier	Units	RL	MDL	Dilution Factor	Date Prepared	Date Analyzed	Analytical Method	Analyst
General Chemistry - Westborough Lab										
Solids, Total	89.2		%	0.100	NA	1	-	12/22/16 18:32	121,2540G	RI
Cyanide, Total	ND		mg/kg	1.1	0.18	1	12/23/16 10:00	12/23/16 15:10	1,9010C/9012B	JO

Project Name: CPG YONKERS NY **Lab Number:** L1641295

Project Number: Not Specified **Report Date:** 12/30/16

Method Blank Analysis
Batch Quality Control

Parameter	Result	Qualifier	Units	RL	MDL	Dilution Factor	Date Prepared	Date Analyzed	Analytical Method	Analyst
General Chemistry - Westborough Lab for sample(s): 01-02,04-07 Batch: WG963628-1										
Cyanide, Total	ND		mg/kg	0.91	0.15	1	12/21/16 22:00	12/22/16 15:05	1,9010C/9012B	JO
General Chemistry - Westborough Lab for sample(s): 08-10 Batch: WG964003-1										
Cyanide, Total	ND		mg/kg	0.92	0.15	1	12/23/16 10:00	12/23/16 15:00	1,9010C/9012B	JO

Lab Control Sample Analysis
Batch Quality Control

Project Name: CPG YONKERS NY
Project Number: Not Specified

Lab Number: L1641295
Report Date: 12/30/16

Parameter	LCS %Recovery	Qual	LCSD %Recovery	Qual	%Recovery Limits	RPD	Qual	RPD Limits
General Chemistry - Westborough Lab Associated sample(s): 01-02,04-07 Batch: WG963628-2 WG963628-3								
Cyanide, Total	118		101		80-120	19		35
General Chemistry - Westborough Lab Associated sample(s): 08-10 Batch: WG964003-2 WG964003-3								
Cyanide, Total	115		106		80-120	8		35

Matrix Spike Analysis
Batch Quality Control

Project Name: CPG YONKERS NY
Project Number: Not Specified

Lab Number: L1641295
Report Date: 12/30/16

Parameter	Native Sample	MS Added	MS Found	MS %Recovery	Qual	MSD Found	MSD %Recovery	Qual	Recovery Limits	RPD	Qual	RPD Limits
General Chemistry - Westborough Lab Associated sample(s): 01-02,04-07 QC Batch ID: WG963628-4 WG963628-5 QC Sample: L1641295-01 Client ID: B-11, S2, 2-4'												
Cyanide, Total	0.34J	11	9.5	83		11	100		65-135	15		35
General Chemistry - Westborough Lab Associated sample(s): 08-10 QC Batch ID: WG964003-4 WG964003-5 QC Sample: L1641295-09 Client ID: B-1, S2, 2-4'												
Cyanide, Total	0.25J	11	10	92		10	94		65-135	0		35

Lab Duplicate Analysis
Batch Quality Control

Project Name: CPG YONKERS NY
Project Number: Not Specified

Lab Number: L1641295
Report Date: 12/30/16

Parameter	Native Sample	Duplicate Sample	Units	RPD	Qual	RPD Limits
General Chemistry - Westborough Lab Associated sample(s): 01-02 QC Batch ID: WG962907-1 QC Sample: L1641303-01 Client ID: DUP Sample						
Solids, Total	81.8	82.0	%	0		20
General Chemistry - Westborough Lab Associated sample(s): 04-07 QC Batch ID: WG963353-1 QC Sample: L1641529-01 Client ID: DUP Sample						
Solids, Total	94.4	93.5	%	1		20
General Chemistry - Westborough Lab Associated sample(s): 08-10 QC Batch ID: WG963984-1 QC Sample: L1641653-01 Client ID: DUP Sample						
Solids, Total	85.8	83.8	%	2		20

Project Name: CPG YONKERS NY
Project Number: Not Specified

Lab Number: L1641295
Report Date: 12/30/16

Sample Receipt and Container Information

Were project specific reporting limits specified? YES

Reagent H2O Preserved Vials Frozen on: 12/20/2016 03:48

Cooler Information	Custody Seal
Cooler	
A	Absent
B	Absent
A1	Absent

Container Information

Container ID	Container Type	Cooler	pH	Temp deg C	Pres	Seal	Analysis(*)
L1641295-01A	Vial MeOH preserved	A	N/A	2.1	Y	Absent	NYTCL-8260HLW(14)
L1641295-01B	Vial water preserved	A	N/A	2.1	Y	Absent	NYTCL-8260HLW(14)
L1641295-01C	Vial water preserved	A	N/A	2.1	Y	Absent	NYTCL-8260HLW(14)
L1641295-01D	Plastic 2oz unpreserved for TS	A	N/A	2.1	Y	Absent	TS(7)
L1641295-01E	Metals Only - Glass 60mL/2oz unp	A	N/A	2.1	Y	Absent	BE-TI(180),AS-TI(180),BA-TI(180),AG-TI(180),AL-TI(180),CR-TI(180),NI-TI(180),TL-TI(180),CU-TI(180),PB-TI(180),SB-TI(180),SE-TI(180),ZN-TI(180),CO-TI(180),V-TI(180),FE-TI(180),HG-T(28),MG-TI(180),MN-TI(180),CA-TI(180),CD-TI(180),K-TI(180),NA-TI(180)
L1641295-01F	Glass 250ml/8oz unpreserved	A	N/A	2.1	Y	Absent	NYTCL-8270(14),TCN-9010(14),NYTCL-8081(14),NYTCL-8082(14)
L1641295-02A	Vial MeOH preserved	A	N/A	2.1	Y	Absent	NYTCL-8260HLW(14)
L1641295-02B	Vial water preserved	A	N/A	2.1	Y	Absent	NYTCL-8260HLW(14)
L1641295-02C	Vial water preserved	A	N/A	2.1	Y	Absent	NYTCL-8260HLW(14)
L1641295-02D	Plastic 2oz unpreserved for TS	A	N/A	2.1	Y	Absent	TS(7)
L1641295-02E	Metals Only - Glass 60mL/2oz unp	A	N/A	2.1	Y	Absent	BE-TI(180),AS-TI(180),BA-TI(180),AG-TI(180),AL-TI(180),CR-TI(180),NI-TI(180),TL-TI(180),CU-TI(180),PB-TI(180),SB-TI(180),SE-TI(180),ZN-TI(180),CO-TI(180),V-TI(180),FE-TI(180),HG-T(28),MG-TI(180),MN-TI(180),CA-TI(180),CD-TI(180),K-TI(180),NA-TI(180)

*Values in parentheses indicate holding time in days

Project Name: CPG YONKERS NY
Project Number: Not Specified

Lab Number: L1641295
Report Date: 12/30/16

Container Information

Container ID	Container Type	Cooler	pH	Temp deg C	Pres	Seal	Analysis(*)
L1641295-02F	Glass 250ml/8oz unpreserved	A	N/A	2.1	Y	Absent	NYTCL-8270(14),TCN-9010(14),NYTCL-8081(14),NYTCL-8082(14)
L1641295-03A	Vial MeOH preserved	A	N/A	2.1	Y	Absent	HOLD-8260(14)
L1641295-03B	Vial water preserved	A	N/A	2.1	Y	Absent	HOLD-8260(14)
L1641295-03C	Vial water preserved	A	N/A	2.1	Y	Absent	HOLD-8260(14)
L1641295-03D	Plastic 2oz unpreserved for TS	A	N/A	2.1	Y	Absent	HOLD-WETCHEM()
L1641295-03E	Glass 60mL/2oz unpreserved	A	N/A	2.1	Y	Absent	HOLD-8081(14),HOLD-8270(14),HOLD-METAL(180),HOLD-8082()
L1641295-03F	Glass 250ml/8oz unpreserved	A	N/A	2.1	Y	Absent	HOLD-8081(14),HOLD-8270(14),HOLD-METAL(180),HOLD-8082()
L1641295-04A	Vial MeOH preserved	B	N/A	2.0	Y	Absent	NYTCL-8260HLW(14)
L1641295-04B	Vial water preserved	B	N/A	2.0	Y	Absent	NYTCL-8260HLW(14)
L1641295-04C	Vial water preserved	B	N/A	2.0	Y	Absent	NYTCL-8260HLW(14)
L1641295-04D	Plastic 2oz unpreserved for TS	B	N/A	2.0	Y	Absent	TS(7)
L1641295-04E	Metals Only - Glass 60mL/2oz unp	B	N/A	2.0	Y	Absent	BE-TI(180),AS-TI(180),BA-TI(180),AG-TI(180),AL-TI(180),CR-TI(180),NI-TI(180),TL-TI(180),CU-TI(180),PB-TI(180),SB-TI(180),SE-TI(180),ZN-TI(180),CO-TI(180),V-TI(180),FE-TI(180),HG-T(28),MG-TI(180),MN-TI(180),CA-TI(180),CD-TI(180),K-TI(180),NA-TI(180)
L1641295-04F	Glass 250ml/8oz unpreserved	B	N/A	2.0	Y	Absent	NYTCL-8270(14),TCN-9010(14),NYTCL-8081(14),NYTCL-8082(14)
L1641295-05A	Vial MeOH preserved	B	N/A	2.0	Y	Absent	NYTCL-8260HLW(14)
L1641295-05B	Vial water preserved	B	N/A	2.0	Y	Absent	NYTCL-8260HLW(14)
L1641295-05C	Vial water preserved	B	N/A	2.0	Y	Absent	NYTCL-8260HLW(14)
L1641295-05D	Plastic 2oz unpreserved for TS	B	N/A	2.0	Y	Absent	TS(7)
L1641295-05E	Metals Only - Glass 60mL/2oz unp	B	N/A	2.0	Y	Absent	BE-TI(180),AS-TI(180),BA-TI(180),AG-TI(180),AL-TI(180),CR-TI(180),NI-TI(180),TL-TI(180),CU-TI(180),PB-TI(180),SB-TI(180),SE-TI(180),ZN-TI(180),CO-TI(180),V-TI(180),FE-TI(180),HG-T(28),MG-TI(180),MN-TI(180),CA-TI(180),CD-TI(180),K-TI(180),NA-TI(180)
L1641295-05F	Glass 250ml/8oz unpreserved	B	N/A	2.0	Y	Absent	NYTCL-8270(14),TCN-9010(14),NYTCL-8081(14),NYTCL-8082(14)
L1641295-06A	Vial MeOH preserved	B	N/A	2.0	Y	Absent	NYTCL-8260HLW(14)

*Values in parentheses indicate holding time in days

Project Name: CPG YONKERS NY
Project Number: Not Specified

Lab Number: L1641295
Report Date: 12/30/16

Container Information

Container ID	Container Type	Cooler	pH	Temp deg C	Pres	Seal	Analysis(*)
L1641295-06B	Vial water preserved	B	N/A	2.0	Y	Absent	NYTCL-8260HLW(14)
L1641295-06C	Vial water preserved	B	N/A	2.0	Y	Absent	NYTCL-8260HLW(14)
L1641295-06D	Plastic 2oz unpreserved for TS	B	N/A	2.0	Y	Absent	TS(7)
L1641295-06E	Metals Only - Glass 60mL/2oz unp	B	N/A	2.0	Y	Absent	BE-TI(180),AS-TI(180),BA-TI(180),AG-TI(180),AL-TI(180),CR-TI(180),NI-TI(180),TL-TI(180),CU-TI(180),PB-TI(180),SB-TI(180),SE-TI(180),ZN-TI(180),CO-TI(180),V-TI(180),FE-TI(180),HG-T(28),MG-TI(180),MN-TI(180),CA-TI(180),CD-TI(180),K-TI(180),NA-TI(180)
L1641295-06F	Glass 250ml/8oz unpreserved	B	N/A	2.0	Y	Absent	NYTCL-8270(14),TCN-9010(14),NYTCL-8081(14),NYTCL-8082(14)
L1641295-07A	Vial MeOH preserved	B	N/A	2.0	Y	Absent	NYTCL-8260HLW(14)
L1641295-07B	Vial water preserved	B	N/A	2.0	Y	Absent	NYTCL-8260HLW(14)
L1641295-07C	Vial water preserved	B	N/A	2.0	Y	Absent	NYTCL-8260HLW(14)
L1641295-07D	Plastic 2oz unpreserved for TS	B	N/A	2.0	Y	Absent	TS(7)
L1641295-07E	Metals Only - Glass 60mL/2oz unp	B	N/A	2.0	Y	Absent	BE-TI(180),AS-TI(180),BA-TI(180),AG-TI(180),AL-TI(180),CR-TI(180),NI-TI(180),TL-TI(180),CU-TI(180),PB-TI(180),SB-TI(180),SE-TI(180),ZN-TI(180),CO-TI(180),V-TI(180),FE-TI(180),HG-T(28),MG-TI(180),MN-TI(180),CA-TI(180),CD-TI(180),K-TI(180),NA-TI(180)
L1641295-07F	Glass 250ml/8oz unpreserved	B	N/A	2.0	Y	Absent	NYTCL-8270(14),TCN-9010(14),NYTCL-8081(14),NYTCL-8082(14)
L1641295-08A	Vial MeOH preserved	A1	N/A	2.5	Y	Absent	NYTCL-8260HLW(14)
L1641295-08B	Vial water preserved	A1	N/A	2.5	Y	Absent	NYTCL-8260HLW(14)
L1641295-08C	Vial water preserved	A1	N/A	2.5	Y	Absent	NYTCL-8260HLW(14)
L1641295-08D	Plastic 2oz unpreserved for TS	A1	N/A	2.5	Y	Absent	TS(7)
L1641295-08E	Metals Only - Glass 60mL/2oz unp	A1	N/A	2.5	Y	Absent	BE-TI(180),AS-TI(180),BA-TI(180),AG-TI(180),AL-TI(180),CR-TI(180),NI-TI(180),TL-TI(180),CU-TI(180),PB-TI(180),SB-TI(180),SE-TI(180),ZN-TI(180),CO-TI(180),V-TI(180),FE-TI(180),HG-T(28),MG-TI(180),MN-TI(180),CA-TI(180),CD-TI(180),K-TI(180),NA-TI(180)

*Values in parentheses indicate holding time in days

Project Name: CPG YONKERS NY
Project Number: Not Specified

Lab Number: L1641295
Report Date: 12/30/16

Container Information

Container ID	Container Type	Cooler	pH	Temp deg C	Pres	Seal	Analysis(*)
L1641295-08F	Glass 250ml/8oz unpreserved	A1	N/A	2.5	Y	Absent	NYTCL-8270(14),TCN-9010(14),NYTCL-8081(14),NYTCL-8082(14)
L1641295-09A	Vial MeOH preserved	A1	N/A	2.5	Y	Absent	NYTCL-8260HLW(14)
L1641295-09B	Vial water preserved	A1	N/A	2.5	Y	Absent	NYTCL-8260HLW(14)
L1641295-09C	Vial water preserved	A1	N/A	2.5	Y	Absent	NYTCL-8260HLW(14)
L1641295-09D	Plastic 2oz unpreserved for TS	A1	N/A	2.5	Y	Absent	TS(7)
L1641295-09E	Metals Only - Glass 60mL/2oz unp	A1	N/A	2.5	Y	Absent	BE-TI(180),AS-TI(180),BA-TI(180),AG-TI(180),AL-TI(180),CR-TI(180),NI-TI(180),TL-TI(180),CU-TI(180),PB-TI(180),SB-TI(180),SE-TI(180),ZN-TI(180),CO-TI(180),V-TI(180),FE-TI(180),HG-T(28),MG-TI(180),MN-TI(180),CA-TI(180),CD-TI(180),K-TI(180),NA-TI(180)
L1641295-09F	Glass 250ml/8oz unpreserved	A1	N/A	2.5	Y	Absent	NYTCL-8270(14),TCN-9010(14),NYTCL-8081(14),NYTCL-8082(14)
L1641295-10A	Vial MeOH preserved	A1	N/A	2.5	Y	Absent	NYTCL-8260HLW(14)
L1641295-10B	Vial water preserved	A1	N/A	2.5	Y	Absent	NYTCL-8260HLW(14)
L1641295-10C	Vial water preserved	A1	N/A	2.5	Y	Absent	NYTCL-8260HLW(14)
L1641295-10D	Plastic 2oz unpreserved for TS	A1	N/A	2.5	Y	Absent	TS(7)
L1641295-10E	Metals Only - Glass 60mL/2oz unp	A1	N/A	2.5	Y	Absent	BE-TI(180),AS-TI(180),BA-TI(180),AG-TI(180),AL-TI(180),CR-TI(180),NI-TI(180),TL-TI(180),CU-TI(180),PB-TI(180),SB-TI(180),SE-TI(180),ZN-TI(180),CO-TI(180),V-TI(180),FE-TI(180),HG-T(28),MG-TI(180),MN-TI(180),CA-TI(180),CD-TI(180),K-TI(180),NA-TI(180)
L1641295-10F	Glass 250ml/8oz unpreserved	A1	N/A	2.5	Y	Absent	NYTCL-8270(14),TCN-9010(14),NYTCL-8081(14),NYTCL-8082(14)

Container Comments

L1641295-01B	Vial frozen: 12/20/16 03:48
L1641295-01C	Vial frozen: 12/20/16 03:48
L1641295-02B	Vial frozen: 12/20/16 03:48
L1641295-02C	Vial frozen: 12/20/16 03:48
L1641295-03B	Vial frozen: 12/20/16 03:48

*Values in parentheses indicate holding time in days

Project Name: CPG YONKERS NY
Project Number: Not Specified

Lab Number: L1641295
Report Date: 12/30/16

Container Information

Container ID	Container Type	Cooler	pH	Temp deg C	Pres	Seal	Analysis(*)

Container Comments

L1641295-03C	Vial frozen: 12/20/16 03:48
L1641295-04B	Vial frozen: 12/21/16 09:37
L1641295-04C	Vial frozen: 12/21/16 09:37
L1641295-05B	Vial frozen: 12/21/16 09:37
L1641295-05C	Vial frozen: 12/21/16 09:37
L1641295-06B	Vial frozen: 12/21/16 09:37
L1641295-06C	Vial frozen: 12/21/16 09:37
L1641295-07B	Vial frozen: 12/21/16 09:37
L1641295-07C	Vial frozen: 12/21/16 09:37
L1641295-08B	Vial frozen: 12/22/16 05:05
L1641295-08C	Vial frozen: 12/22/16 05:05
L1641295-09B	Vial frozen: 12/22/16 05:05
L1641295-09C	Vial frozen: 12/22/16 05:05
L1641295-10B	Vial frozen: 12/22/16 05:05
L1641295-10C	Vial frozen: 12/22/16 05:05

*Values in parentheses indicate holding time in days

Project Name:	CPG YONKERS NY	**Lab Number:**	L1641295
Project Number:	Not Specified	**Report Date:**	12/30/16

GLOSSARY

Acronyms

EDL	- Estimated Detection Limit: This value represents the level to which target analyte concentrations are reported as estimated values, when those target analyte concentrations are quantified below the reporting limit (RL). The EDL includes any adjustments from dilutions, concentrations or moisture content, where applicable. The use of EDLs is specific to the analysis of PAHs using Solid-Phase Microextraction (SPME).
EPA	- Environmental Protection Agency.
LCS	- Laboratory Control Sample: A sample matrix, free from the analytes of interest, spiked with verified known amounts of analytes or a material containing known and verified amounts of analytes.
LCSD	- Laboratory Control Sample Duplicate: Refer to LCS.
LFB	- Laboratory Fortified Blank: A sample matrix, free from the analytes of interest, spiked with verified known amounts of analytes or a material containing known and verified amounts of analytes.
MDL	- Method Detection Limit: This value represents the level to which target analyte concentrations are reported as estimated values, when those target analyte concentrations are quantified below the reporting limit (RL). The MDL includes any adjustments from dilutions, concentrations or moisture content, where applicable.
MS	- Matrix Spike Sample: A sample prepared by adding a known mass of target analyte to a specified amount of matrix sample for which an independent estimate of target analyte concentration is available.
MSD	- Matrix Spike Sample Duplicate: Refer to MS.
NA	- Not Applicable.
NC	- Not Calculated: Term is utilized when one or more of the results utilized in the calculation are non-detect at the parameter's reporting unit.
NDPA/DPA	- N-Nitrosodiphenylamine/Diphenylamine.
NI	- Not Ignitable.
NP	- Non-Plastic: Term is utilized for the analysis of Atterberg Limits in soil.
RL	- Reporting Limit: The value at which an instrument can accurately measure an analyte at a specific concentration. The RL includes any adjustments from dilutions, concentrations or moisture content, where applicable.
RPD	- Relative Percent Difference: The results from matrix and/or matrix spike duplicates are primarily designed to assess the precision of analytical results in a given matrix and are expressed as relative percent difference (RPD). Values which are less than five times the reporting limit for any individual parameter are evaluated by utilizing the absolute difference between the values; although the RPD value will be provided in the report.
SRM	- Standard Reference Material: A reference sample of a known or certified value that is of the same or similar matrix as the associated field samples.
STLP	- Semi-dynamic Tank Leaching Procedure per EPA Method 1315.
TIC	- Tentatively Identified Compound: A compound that has been identified to be present and is not part of the target compound list (TCL) for the method and/or program. All TICs are qualitatively identified and reported as estimated concentrations.

Footnotes

1	- The reference for this analyte should be considered modified since this analyte is absent from the target analyte list of the original method.

Terms

Total: With respect to Organic analyses, a 'Total' result is defined as the summation of results for individual isomers or Aroclors. If a 'Total' result is requested, the results of its individual components will also be reported. This is applicable to 'Total' results for methods 8260, 8081 and 8082.

Analytical Method: Both the document from which the method originates and the analytical reference method. (Example: EPA 8260B is shown as 1,8260B.) The codes for the reference method documents are provided in the References section of the Addendum.

Data Qualifiers

A	- Spectra identified as "Aldol Condensation Product".
B	- The analyte was detected above the reporting limit in the associated method blank. Flag only applies to associated field samples that have detectable concentrations of the analyte at less than ten times (10x) the concentration found in the blank. For MCP-related projects, flag only applies to associated field samples that have detectable concentrations of the analyte at less than ten times (10x) the concentration found in the blank. For DOD-related projects, flag only applies to associated field samples that have detectable concentrations of the analyte at less than ten times (10x) the concentration found in the blank AND the analyte was detected above one-half the reporting limit (or above the reporting limit for common lab contaminants) in the associated method blank. For NJ-Air-related projects, flag only applies to associated field samples that have detectable concentrations of the analyte above the reporting limit. For NJ-related projects (excluding Air), flag only applies to associated field samples that have detectable concentrations of the analyte, which was detected above the reporting limit in the associated method blank or above five times the

Project Name:	CPG YONKERS NY	**Lab Number:**	L1641295
Project Number:	Not Specified	**Report Date:**	12/30/16

Data Qualifiers

reporting limit for common lab contaminants (Phthalates, Acetone, Methylene Chloride, 2-Butanone).

C - Co-elution: The target analyte co-elutes with a known lab standard (i.e. surrogate, internal standards, etc.) for co-extracted analyses.

D - Concentration of analyte was quantified from diluted analysis. Flag only applies to field samples that have detectable concentrations of the analyte.

E - Concentration of analyte exceeds the range of the calibration curve and/or linear range of the instrument.

G - The concentration may be biased high due to matrix interferences (i.e, co-elution) with non-target compound(s). The result should be considered estimated.

H - The analysis of pH was performed beyond the regulatory-required holding time of 15 minutes from the time of sample collection.

I - The lower value for the two columns has been reported due to obvious interference.

M - Reporting Limit (RL) exceeds the MCP CAM Reporting Limit for this analyte.

NJ - Presumptive evidence of compound. This represents an estimated concentration for Tentatively Identified Compounds (TICs), where the identification is based on a mass spectral library search.

P - The RPD between the results for the two columns exceeds the method-specified criteria.

Q - The quality control sample exceeds the associated acceptance criteria. For DOD-related projects, LCS and/or Continuing Calibration Standard exceedences are also qualified on all associated sample results. Note: This flag is not applicable for matrix spike recoveries when the sample concentration is greater than 4x the spike added or for batch duplicate RPD when the sample concentrations are less than 5x the RL. (Metals only.)

R - Analytical results are from sample re-analysis.

RE - Analytical results are from sample re-extraction.

S - Analytical results are from modified screening analysis.

J - Estimated value. The Target analyte concentration is below the quantitation limit (RL), but above the Method Detection Limit (MDL) or Estimated Detection Limit (EDL) for SPME-related analyses. This represents an estimated concentration for Tentatively Identified Compounds (TICs).

ND - Not detected at the method detection limit (MDL) for the sample, or estimated detection limit (EDL) for SPME-related analyses.

Report Format: DU Report with 'J' Qualifiers

Project Name: CPG YONKERS NY **Lab Number:** L1641295
Project Number: Not Specified **Report Date:** 12/30/16

REFERENCES

1 Test Methods for Evaluating Solid Waste: Physical/Chemical Methods. EPA SW-846. Third Edition. Updates I - IV, 2007.

121 Standard Methods for the Examination of Water and Wastewater. APHA-AWWA-WEF. Standard Methods Online.

LIMITATION OF LIABILITIES

Alpha Analytical performs services with reasonable care and diligence normal to the analytical testing laboratory industry. In the event of an error, the sole and exclusive responsibility of Alpha Analytical shall be to re-perform the work at it's own expense. In no event shall Alpha Analytical be held liable for any incidental, consequential or special damages, including but not limited to, damages in any way connected with the use of, interpretation of, information or analysis provided by Alpha Analytical.

We strongly urge our clients to comply with EPA protocol regarding sample volume, preservation, cooling, containers, sampling procedures, holding time and splitting of samples in the field.

Certification Information

The following analytes are not included in our Primary NELAP Scope of Accreditation:

Westborough Facility
EPA 624: m/p-xylene, o-xylene
EPA 8260C: NPW: 1,2,4,5-Tetramethylbenzene; 4-Ethyltoluene, Azobenzene; SCM: Iodomethane (methyl iodide), Methyl methacrylate, 1,2,4,5-Tetramethylbenzene; 4-Ethyltoluene.
EPA 8270D: NPW: Dimethylnaphthalene,1,4-Diphenylhydrazine; SCM: Dimethylnaphthalene,1,4-Diphenylhydrazine.
EPA 300: DW: Bromide
EPA 6860: NPW and SCM: Perchlorate
EPA 9010: NPW and SCM: Amenable Cyanide Distillation
EPA 9012B: NPW: Total Cyanide
EPA 9050A: NPW: Specific Conductance
SM3500: NPW: Ferrous Iron
SM4500: NPW: Amenable Cyanide, Dissolved Oxygen; SCM: Total Phosphorus, TKN, NO2, NO3.
SM5310C: DW: Dissolved Organic Carbon

Mansfield Facility
SM 2540D: TSS
EPA 3005A NPW
EPA 8082A: NPW: PCB: 1, 5, 31, 87,101, 110, 141, 151, 153, 180, 183, 187.
EPA TO-15: Halothane, 2,4,4-Trimethyl-2-pentene, 2,4,4-Trimethyl-1-pentene, Thiophene, 2-Methylthiophene, 3-Methylthiophene, 2-Ethylthiophene, 1,2,3-Trimethylbenzene, Indan, Indene, 1,2,4,5-Tetramethylbenzene, Benzothiophene, 1-Methylnaphthalene.
Biological Tissue Matrix: ***EPA 3050B***

The following analytes are included in our Massachusetts DEP Scope of Accreditation

Westborough Facility:

Drinking Water
EPA 300.0: Nitrate-N, Fluoride, Sulfate; **EPA 353.2**: Nitrate-N, Nitrite-N; **SM4500NO3-F**: Nitrate-N, Nitrite-N; **SM4500F-C, SM4500CN-CE, EPA 180.1, SM2130B, SM4500Cl-D, SM2320B, SM2540C, SM4500H-B**
EPA 332: Perchlorate; **EPA 524.2:** THMs and VOCs; **EPA 504.1:** EDB, DBCP.
Microbiology: **SM9215B; SM9223-P/A, SM9223B-Colilert-QT,SM9222D**.

Non-Potable Water
SM4500H,B, EPA 120.1, SM2510B, SM2540C, SM2320B, SM4500CL-E, SM4500F-BC, SM4500NH3-BH, **EPA 350.1**: Ammonia-N, **LACHAT 10-107-06-1-B**: Ammonia-N, **SM4500NO3-F, EPA 353.2**: Nitrate-N**, EPA 351.1, SM4500P-E, SM4500P-B, E, SM4500SO4-E, SM5220D, EPA 410.4, SM5210B, SM5310C, SM4500CL-D, EPA 1664, EPA 420.1, SM4500-CN-CE, SM2540D.**
EPA 624: Volatile Halocarbons & Aromatics,
EPA 608: Chlordane, Toxaphene, Aldrin, alpha-BHC, beta-BHC, gamma-BHC, delta-BHC, Dieldrin, DDD, DDE, DDT, Endosulfan I, Endosulfan II, Endosulfan sulfate, Endrin, Endrin Aldehyde, Heptachlor, Heptachlor Epoxide, PCBs
EPA 625: SVOC (Acid/Base/Neutral Extractables), **EPA 600/4-81-045**: PCB-Oil.
Microbiology: **SM9223B-Colilert-QT; Enterolert-QT, SM9222D-MF**.

Mansfield Facility:

Drinking Water
EPA 200.7: Ba, Be, Cd, Cr, Cu, Ni, Na, Ca. **EPA 200.8:** Sb, As, Ba, Be, Cd, Cr, Cu, Pb, Ni, Se, TL. **EPA 245.1** Hg.

Non-Potable Water
EPA 200.7: Al, Sb, As, Be, Cd, Ca, Cr, Co, Cu, Fe, Pb, Mg, Mn, Mo, Ni, K, Se, Ag, Na, Sr, TL, Ti, V, Zn.
EPA 200.8: Al, Sb, As, Be, Cd, Cr, Cu, Pb, Mn, Ni, Se, Ag, TL, Zn.
EPA 245.1 Hg.
SM2340B

For a complete listing of analytes and methods, please contact your Alpha Project Manager.

NEW YORK CHAIN OF CUSTODY

ALPHA ANALYTICAL

Westborough, MA 01581
8 Walkup Dr.
TEL: 508-898-9220
FAX: 508-898-9193

Mansfield, MA 02048
320 Forbes Blvd
TEL: 508-822-9300
FAX: 508-822-3288

Service Centers
Mahwah, NJ 07430: 35 Whitney Rd, Suite 5
Albany, NY 12205: 14 Walker Way
Tonawanda, NY 14150: 275 Cooper Ave, Suite 105

Page
of

Date Rec'd in Lab: 12/22/16

ALPHA Job #: L1641295

Client Information
Client: CT Male
Address: 50 Century Hill Dr
Latham, NY 12110
Phone: 518.786.7400
Fax: 518.786.7299
Email: s.bieber@ctmale.com

Project Information
Project Name: Cottage Place Gardens
Project Location: Yonkers, NY
Project #
(Use Project name as Project #) ☐
Project Manager: Steve Bieber
ALPHAQuote #:

Turn-Around Time
Standard ☐ Due Date:
Rush (only if pre approved) ☐ # of Days:

Deliverables
☒ ASP-A ☐ ASP-B
☐ EQuIS (1 File) ☐ EQuIS (4 File)
☐ Other

Billing Information
☐ Same as Client Info
PO #

Regulatory Requirement
☐ NY TOGS ☒ NY Part 375
☐ AWQ Standards ☐ NY CP-51
☐ NY Restricted Use ☐ Other
☐ NY Unrestricted Use
☐ NYC Sewer Discharge

Disposal Site Information
Please identify below location of applicable disposal facilities.
Disposal Facility:
☐ NJ ☐ NY
☐ Other:

These samples have been previously analyzed by Alpha ☐

Other project specific requirements/comments:

Please specify Metals or TAL.

ANALYSIS

Sample Filtration
☐ **Done**
☐ **Lab to do**
Preservation
☐ **Lab to do**
(Please Specify below)

ALPHA Lab ID (Lab Use Only)	Sample ID	Collection Date	Collection Time	Sample Matrix	Sampler's Initials	NYTCL-8260 HLW	NYTCL-8260 HLW	NYTCL-8081,8082	TAL Metals, Inc Hg	Total Cn				Sample Specific Comments	Total Bottle
L1295-08	B-3, S2, 2-4'	12/21/2016	2:15pm	S	TJM	✓	✓	✓	✓	✓					
09	B-1, S2, 2-4'	12/21/2016	2:25pm	S	TJM	✓	✓	✓	✓	✓					
10	B-2	12/21/2016	2:35pm	S	TJM	✓	✓	✓	✓	✓					

Preservative Code:
A = None
B = HCl
C = HNO_3
D = H_2SO_4
E = NaOH
F = MeOH
G = $NaHSO_4$
H = $Na_2S_2O_3$
K/E = Zn Ac/NaOH
O = Other

Container Code
P = Plastic
A = Amber Glass
V = Vial
G = Glass
B = Bacteria Cup
C = Cube
O = Other
E = Encore
D = BOD Bottle

Westboro: Certification No: MA935
Mansfield: Certification No: MA015

Container Type								
Preservative								

Relinquished By:	Date/Time	Received By:	Date/Time
Thomas J. Morgan	12/21/2016 14:50pm	[illegible] MGT	12/21/16 1450
[illegible]	12/21/16 1945	[illegible]	12-21-16 2115
H. Hawkes	12-22-16 0115	[illegible]	12/22/16 0115

Please print clearly, legibly and completely. Samples can not be logged in and turnaround time clock will not start until any ambiguities are resolved. BY EXECUTING THIS COC, THE CLIENT HAS READ AND AGREES TO BE BOUND BY ALPHA'S TERMS & CONDITIONS. (See reverse side.)

Form No: 01-25 HC (rev. 30-Sept-2013)

NEW YORK CHAIN OF CUSTODY

ALPHA ANALYTICAL

Westborough, MA 01581
8 Walkup Dr.
TEL: 508-898-9220
FAX: 508-898-9193

Mansfield, MA 02048
320 Forbes Blvd
TEL: 508-822-9300
FAX: 508-822-3288

Service Centers
Mahwah, NJ 07430: 35 Whitney Rd, Suite 5
Albany, NY 12205: 14 Walker Way
Tonawanda, NY 14150: 275 Cooper Ave, Suite 105

Page ___ of ___

Date Rec'd in Lab: 12/20/16

ALPHA Job #: L1641295

Client Information
Client: CTMale
Address: 50 Century Hill Dr
Latham, NY
Phone: 518.786.7400
Fax: 518.786.7299
Email: s.bieber@ctmale.com

Project Information
Project Name: Cottage Place Gardens
Project Location: Yonkers, NY
Project #
(Use Project name as Project #) ☐
Project Manager: Steve Bieber
ALPHAQuote #:

Turn-Around Time
Standard ☐ Due Date:
Rush (only if pre approved) ☐ # of Days:

Deliverables
☒ ASP-A ☐ ASP-B
☐ EQuIS (1 File) ☐ EQuIS (4 File)
☐ Other

Regulatory Requirement
☐ NY TOGS ☒ NY Part 375
☐ AWQ Standards ☐ NY CP-51
☐ NY Restricted Use ☐ Other
☐ NY Unrestricted Use
☐ NYC Sewer Discharge

Billing Information
☐ Same as Client Info
PO #

Disposal Site Information
Please identify below location of applicable disposal facilities.
Disposal Facility:
☐ NJ ☐ NY
☐ Other:

These samples have been previously analyzed by Alpha ☐

Other project specific requirements/comments:

Please specify Metals or TAL.

Sample Filtration
☐ Done
☐ Lab to do
Preservation
☐ Lab to do
(Please Specify below)

ALPHA Lab ID (Lab Use Only)	Sample ID	Collection Date	Collection Time	Sample Matrix	Sampler's Initials	NYTCL-8260HLW	NYTCL-8260HLW	NYTCL-8081,8082,8270	TAL Metals, Tin, Hg	Total Cn				Sample Specific Comments	Total Bottle
41295-04	B-8, 2-6'	12/20/2016	3:10pm	S	TJM	✓	✓	✓	✓	✓					
05	B-7, S3, 4-6'	12/20/2016	3:00pm	S	TJM	✓	✓	✓	✓	✓					
06	B-6, S2, 2-4'	12/20/2016	2:55pm	S	TJM	✓	✓	✓	✓	✓					
07	B-4, S2, 2-4'	12/20/2016	2:50pm	S	TJM	✓	✓	✓	✓	✓					

Preservative Code:
A = None
B = HCl
C = HNO_3
D = H_2SO_4
E = NaOH
F = MeOH
G = $NaHSO_4$
H = $Na_2S_2O_3$
K/E = Zn Ac/NaOH
O = Other

Container Code
P = Plastic
A = Amber Glass
V = Vial
G = Glass
B = Bacteria Cup
C = Cube
O = Other
E = Encore
D = BOD Bottle

Westboro: Certification No: MA935
Mansfield: Certification No: MA015

Container Type									
Preservative									

Relinquished By:	Date/Time	Received By:	Date/Time
Thomas J. Morgan	12/20/16 15:55	Scott Parnell Alpha	12/20/16 15:55
Scott Parnell Alpha	12/20/16 1800	Tom Tobin	12-20-16 1800
Tom Tobin	12-20-16 2355	[illegible]	12/20/16 23:55

Please print clearly, legibly and completely. Samples can not be logged in and turnaround time clock will not start until any ambiguities are resolved. BY EXECUTING THIS COC, THE CLIENT HAS READ AND AGREES TO BE BOUND BY ALPHA'S TERMS & CONDITIONS. (See reverse side.)

Form No: 01-25 HC (rev. 30-Sept-2013)

ALPHA ANALYTICAL

Westborough, MA 01581
8 Walkup Dr.
TEL: 508-898-9220
FAX: 508-898-9193

Mansfield, MA 02048
320 Forbes Blvd
TEL: 508-822-9300
FAX: 508-822-3288

NEW YORK CHAIN OF CUSTODY

Service Centers
Mahwah, NJ 07430: 35 Whitney Rd, Suite 5
Albany, NY 12205: 14 Walker Way
Tonawanda, NY 14150: 275 Cooper Ave, Suite 105

Page 1 of

Date Rec'd in Lab: 12/20/16

ALPHA Job #: L1641295

Client Information

Client: CT Male
Address: 50 Century Hill Drive
Latham, NY 12110
Phone: 518-786-7400
Fax: 518-786-7299
Email: s.bieber@ctmale.com

Project Information

Project Name: CPG Yonkers NY
Project Location:
Project #
(Use Project name as Project #) ☐
Project Manager: Steve Bieber
ALPHAQuote #:

Turn-Around Time

Standard ☐ Due Date:
Rush (only if pre approved) ☐ # of Days:

Deliverables

☒ ASP-A ☐ ASP-B
☐ EQuIS (1 File) ☐ EQuIS (4 File)
☐ Other

Regulatory Requirement

☐ NY TOGS ☒ NY Part 375
☐ AWQ Standards ☐ NY CP-51
☐ NY Restricted Use ☐ Other
☐ NY Unrestricted Use
☐ NYC Sewer Discharge

Billing Information

☐ Same as Client Info
PO #

Disposal Site Information

Please identify below location of applicable disposal facilities.
Disposal Facility:
☐ NJ ☐ NY
☐ Other: NA

These samples have been previously analyzed by Alpha ☐

Other project specific requirements/comments:

Please specify Metals or TAL.

ANALYSIS

Sample Filtration
☐ Done
☐ Lab to do
Preservation
☐ Lab to do
(Please Specify below)

ALPHA Lab ID (Lab Use Only)	Sample ID	Collection Date	Collection Time	Sample Matrix	Sampler's Initials	NYTCL-8260HLW	NYTCL-8260HLW	NYTCL-8081,8082,8270	TAL Metals Inc.Hg	Total Cn				Sample Specific Comments	Total Bottles
41295-01	B-11, S2, 2-4'	12/19/2016	2:40 pm	Soil	TJM	✓	✓	✓	✓	✓					
02	B-5, S1, 0-2'	12/19/2016	3:00 p.m.	Soil	TJM	✓	✓	✓	✓	✓					
03	B-5, S6, 15-17'	12/19/2016	3:20 p.m.	Soil	TJM	✓	✓	✓	✓	✓				Hold	
Container Type						V	V	A	A	A					
Preservative						F		A	A	A					

Preservative Code:
A = None
B = HCl
C = HNO_3
D = H_2SO_4
E = NaOH
F = MeOH
G = $NaHSO_4$
H = $Na_2S_2O_3$
K/E = Zn Ac/NaOH
O = Other

Container Code
P = Plastic
A = Amber Glass
V = Vial
G = Glass
B = Bacteria Cup
C = Cube
O = Other
E = Encore
D = BOD Bottle

Westboro: Certification No: MA935
Mansfield: Certification No: MA015

Relinquished By:	Date/Time	Received By:	Date/Time
[illegible]	12/19/2016 3:30 pm	Michael [illegible] AAL	12/19/2016 3:30
Michael [illegible] AAL	12/19/16 20:10	Tom Tobin	12-19-16 20:10
Tom Tobin	12-20-16 0015	[illegible]	12/20/16 0015

Please print clearly, legibly and completely. Samples can not be logged in and turnaround time clock will not start until any ambiguities are resolved. BY EXECUTING THIS COC, THE CLIENT HAS HAS READ AND AGREES TO BE BOUND BY ALPHA'S TERMS & CONDITIONS.

Form No: 01-25 (rev. 30-Sept-2013)

Certification Information

The following analytes are not included in our Primary NELAP Scope of Accreditation:

Westborough Facility
EPA 624: m/p-xylene, o-xylene
EPA 8260C: NPW: 1,2,4,5-Tetramethylbenzene; 4-Ethyltoluene, Azobenzene; SCM: Iodomethane (methyl iodide), Methyl methacrylate, 1,2,4,5-Tetramethylbenzene; 4-Ethyltoluene.
EPA 8270D: NPW: Dimethylnaphthalene,1,4-Diphenylhydrazine; SCM: Dimethylnaphthalene,1,4-Diphenylhydrazine.
EPA 300: DW: Bromide
EPA 6860: NPW and SCM: Perchlorate
EPA 9010: NPW and SCM: Amenable Cyanide Distillation
EPA 9012B: NPW: Total Cyanide
EPA 9050A: NPW: Specific Conductance
SM3500: NPW: Ferrous Iron
SM4500: NPW: Amenable Cyanide, Dissolved Oxygen; SCM: Total Phosphorus, TKN, NO2, NO3.
SM5310C: DW: Dissolved Organic Carbon

Mansfield Facility
SM 2540D: TSS
EPA 3005A NPW
EPA 8082A: NPW: PCB: 1, 5, 31, 87,101, 110, 141, 151, 153, 180, 183, 187.
EPA TO-15: Halothane, 2,4,4-Trimethyl-2-pentene, 2,4,4-Trimethyl-1-pentene, Thiophene, 2-Methylthiophene, 3-Methylthiophene, 2-Ethylthiophene, 1,2,3-Trimethylbenzene, Indan, Indene, 1,2,4,5-Tetramethylbenzene, Benzothiophene, 1-Methylnaphthalene.
Biological Tissue Matrix: EPA 3050B

The following analytes are included in our Massachusetts DEP Scope of Accreditation

Westborough Facility:

Drinking Water
EPA 300.0: Nitrate-N, Fluoride, Sulfate; **EPA 353.2**: Nitrate-N, Nitrite-N; **SM4500NO3-F**: Nitrate-N, Nitrite-N; **SM4500F-C, SM4500CN-CE, EPA 180.1, SM2130B, SM4500Cl-D, SM2320B, SM2540C, SM4500H-B**
EPA 332: Perchlorate; **EPA 524.2:** THMs and VOCs; **EPA 504.1:** EDB, DBCP.
Microbiology: **SM9215B; SM9223-P/A, SM9223B-Colilert-QT,SM9222D**.

Non-Potable Water
SM4500H,B, EPA 120.1, SM2510B, SM2540C, SM2320B, SM4500CL-E, SM4500F-BC, SM4500NH3-BH, **EPA 350.1**: Ammonia-N, **LACHAT 10-107-06-1-B**: Ammonia-N, **SM4500NO3-F, EPA 353.2**: Nitrate-N**, EPA 351.1, SM4500P-E, SM4500P-B, E, SM4500SO4-E, SM5220D, EPA 410.4, SM5210B, SM5310C, SM4500CL-D, EPA 1664, EPA 420.1, SM4500-CN-CE, SM2540D.**
EPA 624: Volatile Halocarbons & Aromatics,
EPA 608: Chlordane, Toxaphene, Aldrin, alpha-BHC, beta-BHC, gamma-BHC, delta-BHC, Dieldrin, DDD, DDE, DDT, Endosulfan I, Endosulfan II, Endosulfan sulfate, Endrin, Endrin Aldehyde, Heptachlor, Heptachlor Epoxide, PCBs
EPA 625: SVOC (Acid/Base/Neutral Extractables), **EPA 600/4-81-045**: PCB-Oil.
Microbiology: **SM9223B-Colilert-QT; Enterolert-QT, SM9221E.**

Mansfield Facility:

Drinking Water
EPA 200.7: Ba, Be, Cd, Cr, Cu, Ni, Na, Ca. **EPA 200.8:** Sb, As, Ba, Be, Cd, Cr, Cu, Pb, Ni, Se, TL. **EPA 245.1** Hg.

Non-Potable Water
EPA 200.7: Al, Sb, As, Be, Cd, Ca, Cr, Co, Cu, Fe, Pb, Mg, Mn, Mo, Ni, K, Se, Ag, Na, Sr, TL, Ti, V, Zn.
EPA 200.8: Al, Sb, As, Be, Cd, Cr, Cu, Pb, Mn, Ni, Se, Ag, TL, Zn.
EPA 245.1 Hg.
SM2340B

For a complete listing of analytes and methods, please contact your Alpha Project Manager.

ALPHA ANALYTICAL

Westborough, MA 01581
8 Walkup Dr.
TEL: 508-898-9220
FAX: 508-898-9193

Mansfield, MA 02048
320 Forbes Blvd
TEL: 508-822-9300
FAX: 508-822-3288

NEW YORK CHAIN OF CUSTODY

Service Centers
Mahwah, NJ 07430: 35 Whitney Rd, Suite 5
Albany, NY 12205: 14 Walker Way
Tonawanda, NY 14150: 275 Cooper Ave, Suite 105

Page 1 of 1

Date Rec'd in Lab: 3/6/17

ALPHA Job #: L1706909

Client Information

Client: CT Male
Address: 50 Century Hill Drive
Latham, NY 12110
Phone: 518-786-7400
Fax: 518-786-7299
Email: s.bieber@ctmale.com

Project Information

Project Name: CPG Phase 4/5
Project Location: Yonkers NY
Project # 16.6669
(Use Project name as Project #) ☐
Project Manager: Steve Bieber
ALPHAQuote #:

Turn-Around Time

Standard ☒ Due Date:
Rush (only if pre approved) ☐ # of Days:

Deliverables

☒ ASP-A ☐ ASP-B
☐ EQuIS (1 File) ☐ EQuIS (4 File)
☐ Other

Regulatory Requirement

☐ NY TOGS ☐ NY Part 375
☐ AWQ Standards ☐ NY CP-51
☐ NY Restricted Use ☐ Other
☐ NY Unrestricted Use
☐ NYC Sewer Discharge

Billing Information

☐ Same as Client Info
PO #

Disposal Site Information

Please identify below location of applicable disposal facilities.

Disposal Facility:
☐ NJ ☐ NY
☐ Other: NA

These samples have been previously analyzed by Alpha ☐

Other project specific requirements/comments:

Please specify Metals or TAL.

Sample Filtration
☐ Done
☐ Lab to do
Preservation
☐ Lab to do
(Please Specify below)

ALPHA Lab ID (Lab Use Only)	Sample ID	Collection Date	Collection Time	Sample Matrix	Sampler's Initials	NYTCL-8260HLW	NYTCL-8260HLW	NYTCL-8081,8082,8270	TAL Metals Inc.Hg	Total Cn	TCL 8270			Sample Specific Comments	Total # Bottles
06900.01	GP01_0-5	3/6/17	1205	Soil	DA	X	X	X	X	X					6
02	GP01_5-7.5	3/6/17	1345	Soil	DA	X	X				X				
				Soil											
				Soil											
				Soil											
				Soil											
				Soil											
				Soil											
				Soil											
				Soil											
				Soil											
				Container Type		V	V	A	A	A					
				Preservative		F		A	A	A					

Preservative Code:
A = None
B = HCl
C = HNO_3
D = H_2SO_4
E = NaOH
F = MeOH
G = $NaHSO_4$
H = $Na_2S_2O_3$
K/E = Zn Ac/NaOH
O = Other

Container Code
P = Plastic
A = Amber Glass
V = Vial
G = Glass
B = Bacteria Cup
C = Cube
O = Other
E = Encore
D = BOD Bottle

Westboro: Certification No: MA935
Mansfield: Certification No: MA015

Relinquished By:	Date/Time	Received By:	Date/Time
[illegible]	3/6/17 1552	[illegible]	3/6/17 1552
[illegible]	3/6/17 1705	[illegible]	3/6/17 1810
[illegible]	3/6/17 2240	[illegible]	3/6/17 [illegible]

Please print clearly, legibly and completely. Samples can not be logged in and turnaround time clock will not start until any ambiguities are resolved. BY EXECUTING THIS COC, THE CLIENT HAS READ AND AGREES TO BE BOUND BY ALPHA'S TERMS & CONDITIONS.

Form No: 01-25 (rev. 30-Sept-2013)

NEW YORK CHAIN OF CUSTODY

ALPHA ANALYTICAL

Westborough, MA 01581
8 Walkup Dr.
TEL: 508-898-9220
FAX: 508-898-9193

Mansfield, MA 02048
320 Forbes Blvd
TEL: 508-822-9300
FAX: 508-822-3288

Service Centers
Mahwah, NJ 07430: 35 Whitney Rd, Suite 5
Albany, NY 12205: 14 Walker Way
Tonawanda, NY 14150: 275 Cooper Ave, Suite 105

Page 1 of 1

Date Rec'd in Lab 3/7/17

ALPHA Job # L706909

Client Information

Client: CT Male
Address: 50 Century Hill Drive
Latham, NY 12110
Phone: 518-786-7400
Fax: 518-786-7299
Email: s.bieber@ctmale.com

Project Information

Project Name: CPG Phase 4/5
Project Location: Yonkers NY
Project # 16.6669
(Use Project name as Project #) ☐
Project Manager: Steve Bieber
ALPHAQuote #:

Turn-Around Time

Standard ☒ Due Date:
Rush (only if pre approved) ☐ # of Days:

Deliverables

☒ ASP-A ☐ ASP-B
☐ EQuIS (1 File) ☐ EQuIS (4 File)
☐ Other

Regulatory Requirement

☐ NY TOGS ☐ NY Part 375
☐ AWQ Standards ☐ NY CP-51
☐ NY Restricted Use ☐ Other
☐ NY Unrestricted Use
☐ NYC Sewer Discharge

Billing Information

☐ Same as Client Info
PO #

Disposal Site Information

Please identify below location of applicable disposal facilities.

Disposal Facility:
☐ NJ ☐ NY
☐ Other: NA

These samples have been previously analyzed by Alpha ☐

Other project specific requirements/comments:

Please specify Metals or TAL.

Sample Filtration
☐ Done
☐ Lab to do
Preservation
☐ Lab to do
(Please Specify below)

ALPHA Lab ID (Lab Use Only)	Sample ID	Collection Date	Collection Time	Sample Matrix	Sampler's Initials	NYTCL-8260HLW	NYTCL-8260HLW	NYTCL-8081,8082,8270	TAL Metals Inc.Hg	Total Cn				Sample Specific Comments	Total Bottles
06909.03	GP02_0-5	3/7/17	830	Soil	DA	X	X	X	X	X					6
.04	GP03_0-5		1110	Soil	DA	X	X	X	X	X					6
.05	178GP01_0-2.5		1120	Soil	DA	X	X	X	X	X					6
.06	178GP02_2.5-5	3/7/17	1320	Soil	DA	X	X	X	X	X					6
.07	178GP03_0-2.5		1340	Soil	DA	X	X	X	X	X				*HOLD*	6
.08	178GP03_2.5-5		1330	Soil	DA	X	X	X	X	X					6
.09	178GP04_0-5	3/7/17	1415	Soil	DA	X	X	X	X	X					6
				Soil											
				Soil											
				Soil											
					Container Type	V	V	A	A	A					
					Preservative	F		A	A	A					

Preservative Code:
A = None
B = HCl
C = HNO_3
D = H_2SO_4
E = NaOH
F = MeOH
G = $NaHSO_4$
H = $Na_2S_2O_3$
K/E = Zn Ac/NaOH
O = Other

Container Code
P = Plastic
A = Amber Glass
V = Vial
G = Glass
B = Bacteria Cup
C = Cube
O = Other
E = Encore
D = BOD Bottle

Westboro: Certification No: MA935
Mansfield: Certification No: MA015

Relinquished By:	Date/Time	Received By:	Date/Time
[illegible]	3/7/17 1535	Jay Pauding AAL	3-7-17 1535
Jay Pauding	3-7-17 1720	Tom Tobin	3-7-17 1800
Tom Tobin	3-7-17 2230	[illegible]	3/7/17 2230

Please print clearly, legibly and completely. Samples can not be logged in and turnaround time clock will not start until any ambiguities are resolved. BY EXECUTING THIS COC, THE CLIENT HAS READ AND AGREES TO BE BOUND BY ALPHA'S TERMS & CONDITIONS.

Form No: 01-25 (rev. 30-Sept-2013)

APPENDIX G

LABORATORY ANALYTICAL REPORTS

(GROUNDWATER)

ANALYTICAL REPORT

Lab Number:	L1642351
Client:	C.T. Male Associates 50 Century Hill Drive Latham, NY 12110
ATTN:	Steve Bieber
Phone:	(518) 786-7400
Project Name:	CPG YONKERS NY
Project Number:	Not Specified
Report Date:	01/05/17

The original project report/data package is held by Alpha Analytical. This report/data package is paginated and should be reproduced only in its entirety. Alpha Analytical holds no responsibility for results and/or data that are not consistent with the original.

Certifications & Approvals: MA (M-MA086), NY (11148), CT (PH-0574), NH (2003), NJ NELAP (MA935), RI (LAO00065), ME (MA00086), PA (68-03671), VA (460195), MD (348), IL (200077), NC (666), TX (T104704476), DOD (L2217), USDA (Permit #P-330-11-00240).

Eight Walkup Drive, Westborough, MA 01581-1019
508-898-9220 (Fax) 508-898-9193 800-624-9220 - www.alphalab.com

Project Name: CPG YONKERS NY
Project Number: Not Specified

Lab Number: L1642351
Report Date: 01/05/17

Alpha Sample ID	Client ID	Matrix	Sample Location	Collection Date/Time	Receive Date
L1642351-01	MW-B-5	WATER	Not Specified	12/28/16 10:35	12/28/16
L1642351-02	MW-B-10	WATER	Not Specified	12/28/16 11:50	12/28/16
L1642351-03	MW-B-12	WATER	Not Specified	12/28/16 13:00	12/28/16
L1642351-04	LTB01-161228	WATER	Not Specified	12/28/16 00:00	12/28/16

Project Name: CPG YONKERS NY
Project Number: Not Specified
Lab Number: L1642351
Report Date: 01/05/17

Case Narrative

The samples were received in accordance with the Chain of Custody and no significant deviations were encountered during the preparation or analysis unless otherwise noted. Sample Receipt, Container Information, and the Chain of Custody are located at the back of the report.

Results contained within this report relate only to the samples submitted under this Alpha Lab Number and meet NELAP requirements for all NELAP accredited parameters unless otherwise noted in the following narrative. The data presented in this report is organized by parameter (i.e. VOC, SVOC, etc.). Sample specific Quality Control data (i.e. Surrogate Spike Recovery) is reported at the end of the target analyte list for each individual sample, followed by the Laboratory Batch Quality Control at the end of each parameter. Tentatively Identified Compounds (TICs), if requested, are reported for compounds identified to be present and are not part of the method/program Target Compound List, even if only a subset of the TCL are being reported. If a sample was re-analyzed or re-extracted due to a required quality control corrective action and if both sets of data are reported, the Laboratory ID of the re-analysis or re-extraction is designated with an "R" or "RE", respectively. When multiple Batch Quality Control elements are reported (e.g. more than one LCS), the associated samples for each element are noted in the grey shaded header line of each data table. Any Laboratory Batch, Sample Specific % recovery or RPD value that is outside the listed Acceptance Criteria is bolded in the report. All specific QC information is also incorporated in the Data Usability format of our Data Merger tool where it can be reviewed along with any associated usability implications. Soil/sediments, solids and tissues are reported on a dry weight basis unless otherwise noted. Definitions of all data qualifiers and acronyms used in this report are provided in the Glossary located at the back of the report.

In reference to questions H (CAM) or 4 (RCP) when "NO" is checked, the performance criteria for CAM and RCP methods allow for some quality control failures to occur and still be within method compliance. In these instances the specific failure is not narrated but noted in the associated QC table. The information is also incorporated in the Data Usability format of our Data Merger tool where it can be reviewed along with any associated usability implications.

Please see the associated ADEx data file for a comparison of laboratory reporting limits that were achieved with the regulatory Numerical Standards requested on the Chain of Custody.

HOLD POLICY
For samples submitted on hold, Alpha's policy is to hold samples (with the exception of Air canisters) free of charge for 21 calendar days from the date the project is completed. After 21 calendar days, we will dispose of all samples submitted including those put on hold unless you have contacted your Client Service Representative and made arrangements for Alpha to continue to hold the samples. Air canisters will be disposed after 3 business days from the date the project is completed.

Please contact Client Services at 800-624-9220 with any questions.

Project Name:	CPG YONKERS NY	**Lab Number:**	L1642351
Project Number:	Not Specified	**Report Date:**	01/05/17

Case Narrative (continued)

Report Submission

All non-detect (ND) or estimated concentrations (J-qualified) have been quantitated to the limit noted in the MDL column.

Sample Receipt

Additional sample volume was received on December 30, 2016.

I, the undersigned, attest under the pains and penalties of perjury that, to the best of my knowledge and belief and based upon my personal inquiry of those responsible for providing the information contained in this analytical report, such information is accurate and complete. This certificate of analysis is not complete unless this page accompanies any and all pages of this report.

Authorized Signature: Lisa Westerlind

Title: Technical Director/Representative

Date: 01/05/17

ORGANICS

VOLATILES

Project Name: CPG YONKERS NY
Project Number: Not Specified
Lab Number: L1642351
Report Date: 01/05/17

SAMPLE RESULTS

Lab ID: L1642351-01
Client ID: MW-B-5
Sample Location: Not Specified
Matrix: Water
Analytical Method: 1,8260C
Analytical Date: 01/03/17 02:42
Analyst: KD

Date Collected: 12/28/16 10:35
Date Received: 12/28/16
Field Prep: Not Specified

Parameter	Result	Qualifier	Units	RL	MDL	Dilution Factor
Volatile Organics by GC/MS - Westborough Lab						
Methylene chloride	ND		ug/l	2.5	0.70	1
1,1-Dichloroethane	ND		ug/l	2.5	0.70	1
Chloroform	ND		ug/l	2.5	0.70	1
Carbon tetrachloride	ND		ug/l	0.50	0.13	1
1,2-Dichloropropane	ND		ug/l	1.0	0.14	1
Dibromochloromethane	ND		ug/l	0.50	0.15	1
1,1,2-Trichloroethane	ND		ug/l	1.5	0.50	1
Tetrachloroethene	ND		ug/l	0.50	0.18	1
Chlorobenzene	ND		ug/l	2.5	0.70	1
Trichlorofluoromethane	ND		ug/l	2.5	0.70	1
1,2-Dichloroethane	ND		ug/l	0.50	0.13	1
1,1,1-Trichloroethane	ND		ug/l	2.5	0.70	1
Bromodichloromethane	ND		ug/l	0.50	0.19	1
trans-1,3-Dichloropropene	ND		ug/l	0.50	0.16	1
cis-1,3-Dichloropropene	ND		ug/l	0.50	0.14	1
Bromoform	ND		ug/l	2.0	0.65	1
1,1,2,2-Tetrachloroethane	ND		ug/l	0.50	0.17	1
Benzene	ND		ug/l	0.50	0.16	1
Toluene	ND		ug/l	2.5	0.70	1
Ethylbenzene	1.0	J	ug/l	2.5	0.70	1
Chloromethane	ND		ug/l	2.5	0.70	1
Bromomethane	ND		ug/l	2.5	0.70	1
Vinyl chloride	ND		ug/l	1.0	0.07	1
Chloroethane	ND		ug/l	2.5	0.70	1
1,1-Dichloroethene	ND		ug/l	0.50	0.17	1
trans-1,2-Dichloroethene	ND		ug/l	2.5	0.70	1
Trichloroethene	ND		ug/l	0.50	0.18	1
1,2-Dichlorobenzene	ND		ug/l	2.5	0.70	1
1,3-Dichlorobenzene	ND		ug/l	2.5	0.70	1
1,4-Dichlorobenzene	ND		ug/l	2.5	0.70	1

Project Name: CPG YONKERS NY
Project Number: Not Specified
Lab Number: L1642351
Report Date: 01/05/17

SAMPLE RESULTS

Lab ID: L1642351-01
Client ID: MW-B-5
Sample Location: Not Specified
Date Collected: 12/28/16 10:35
Date Received: 12/28/16
Field Prep: Not Specified

Parameter	Result	Qualifier	Units	RL	MDL	Dilution Factor
Volatile Organics by GC/MS - Westborough Lab						
Methyl tert butyl ether	ND		ug/l	2.5	0.70	1
p/m-Xylene	8.1		ug/l	2.5	0.70	1
o-Xylene	3.2		ug/l	2.5	0.70	1
cis-1,2-Dichloroethene	ND		ug/l	2.5	0.70	1
Styrene	ND		ug/l	2.5	0.70	1
Dichlorodifluoromethane	ND		ug/l	5.0	1.0	1
Acetone	16		ug/l	5.0	1.5	1
Carbon disulfide	ND		ug/l	5.0	1.0	1
2-Butanone	ND		ug/l	5.0	1.9	1
4-Methyl-2-pentanone	ND		ug/l	5.0	1.0	1
2-Hexanone	ND		ug/l	5.0	1.0	1
Bromochloromethane	ND		ug/l	2.5	0.70	1
1,2-Dibromoethane	ND		ug/l	2.0	0.65	1
1,2-Dibromo-3-chloropropane	ND		ug/l	2.5	0.70	1
Isopropylbenzene	1.6	J	ug/l	2.5	0.70	1
1,2,3-Trichlorobenzene	ND		ug/l	2.5	0.70	1
1,2,4-Trichlorobenzene	ND		ug/l	2.5	0.70	1
Methyl Acetate	ND		ug/l	2.0	0.23	1
Cyclohexane	25		ug/l	10	0.27	1
1,4-Dioxane	ND		ug/l	250	61.	1
Freon-113	ND		ug/l	2.5	0.70	1
Methyl cyclohexane	28		ug/l	10	0.40	1

Project Name: CPG YONKERS NY
Project Number: Not Specified
Lab Number: L1642351
Report Date: 01/05/17

SAMPLE RESULTS

Lab ID: L1642351-01
Client ID: MW-B-5
Sample Location: Not Specified
Date Collected: 12/28/16 10:35
Date Received: 12/28/16
Field Prep: Not Specified

Parameter	Result	Qualifier	Units	RL	MDL	Dilution Factor
Volatile Organics by GC/MS - Westborough Lab						
Tentatively Identified Compounds						
Total TIC Compounds	235	J	ug/l			1
Pentane, 2-methyl-	32.4	NJ	ug/l			1
Unknown	29.7	J	ug/l			1
Unknown Benzene	17.0	J	ug/l			1
Butane, 2-Methyl-	32.8	NJ	ug/l			1
Cyclohexane, methyl-	18.7	NJ	ug/l			1
Unknown Benzene	6.83	J	ug/l			1
Cyclohexane	16.3	NJ	ug/l			1
Unknown Cycloalkene	5.57	J	ug/l			1
Pentane	16.6	NJ	ug/l			1
Pentane, 2,3-dimethyl-	5.64	NJ	ug/l			1
Pentane, 3-methyl-	15.5	NJ	ug/l			1
Unknown	6.82	J	ug/l			1
Unknown Alkane	15.1	J	ug/l			1
Unknown Aromatic	7.52	J	ug/l			1
Pentane, 2,3,3-trimethyl-	8.36	NJ	ug/l			1

Surrogate	% Recovery	Qualifier	Acceptance Criteria
1,2-Dichloroethane-d4	107		70-130
Toluene-d8	100		70-130
4-Bromofluorobenzene	91		70-130
Dibromofluoromethane	100		70-130

Project Name: CPG YONKERS NY
Project Number: Not Specified
Lab Number: L1642351
Report Date: 01/05/17

SAMPLE RESULTS

Lab ID: L1642351-02
Client ID: MW-B-10
Sample Location: Not Specified
Matrix: Water
Analytical Method: 1,8260C
Analytical Date: 01/03/17 01:56
Analyst: KD

Date Collected: 12/28/16 11:50
Date Received: 12/28/16
Field Prep: Not Specified

Parameter	Result	Qualifier	Units	RL	MDL	Dilution Factor
Volatile Organics by GC/MS - Westborough Lab						
Methylene chloride	ND		ug/l	2.5	0.70	1
1,1-Dichloroethane	ND		ug/l	2.5	0.70	1
Chloroform	3.3		ug/l	2.5	0.70	1
Carbon tetrachloride	ND		ug/l	0.50	0.13	1
1,2-Dichloropropane	ND		ug/l	1.0	0.14	1
Dibromochloromethane	ND		ug/l	0.50	0.15	1
1,1,2-Trichloroethane	ND		ug/l	1.5	0.50	1
Tetrachloroethene	0.31	J	ug/l	0.50	0.18	1
Chlorobenzene	ND		ug/l	2.5	0.70	1
Trichlorofluoromethane	ND		ug/l	2.5	0.70	1
1,2-Dichloroethane	ND		ug/l	0.50	0.13	1
1,1,1-Trichloroethane	ND		ug/l	2.5	0.70	1
Bromodichloromethane	ND		ug/l	0.50	0.19	1
trans-1,3-Dichloropropene	ND		ug/l	0.50	0.16	1
cis-1,3-Dichloropropene	ND		ug/l	0.50	0.14	1
Bromoform	ND		ug/l	2.0	0.65	1
1,1,2,2-Tetrachloroethane	ND		ug/l	0.50	0.17	1
Benzene	ND		ug/l	0.50	0.16	1
Toluene	ND		ug/l	2.5	0.70	1
Ethylbenzene	ND		ug/l	2.5	0.70	1
Chloromethane	ND		ug/l	2.5	0.70	1
Bromomethane	ND		ug/l	2.5	0.70	1
Vinyl chloride	ND		ug/l	1.0	0.07	1
Chloroethane	ND		ug/l	2.5	0.70	1
1,1-Dichloroethene	ND		ug/l	0.50	0.17	1
trans-1,2-Dichloroethene	ND		ug/l	2.5	0.70	1
Trichloroethene	ND		ug/l	0.50	0.18	1
1,2-Dichlorobenzene	ND		ug/l	2.5	0.70	1
1,3-Dichlorobenzene	ND		ug/l	2.5	0.70	1
1,4-Dichlorobenzene	ND		ug/l	2.5	0.70	1

Project Name: CPG YONKERS NY
Project Number: Not Specified
Lab Number: L1642351
Report Date: 01/05/17

SAMPLE RESULTS

Lab ID: L1642351-02
Client ID: MW-B-10
Sample Location: Not Specified
Date Collected: 12/28/16 11:50
Date Received: 12/28/16
Field Prep: Not Specified

Parameter	Result	Qualifier	Units	RL	MDL	Dilution Factor
Volatile Organics by GC/MS - Westborough Lab						
Methyl tert butyl ether	ND		ug/l	2.5	0.70	1
p/m-Xylene	ND		ug/l	2.5	0.70	1
o-Xylene	ND		ug/l	2.5	0.70	1
cis-1,2-Dichloroethene	ND		ug/l	2.5	0.70	1
Styrene	ND		ug/l	2.5	0.70	1
Dichlorodifluoromethane	ND		ug/l	5.0	1.0	1
Acetone	ND		ug/l	5.0	1.5	1
Carbon disulfide	ND		ug/l	5.0	1.0	1
2-Butanone	ND		ug/l	5.0	1.9	1
4-Methyl-2-pentanone	ND		ug/l	5.0	1.0	1
2-Hexanone	ND		ug/l	5.0	1.0	1
Bromochloromethane	ND		ug/l	2.5	0.70	1
1,2-Dibromoethane	ND		ug/l	2.0	0.65	1
1,2-Dibromo-3-chloropropane	ND		ug/l	2.5	0.70	1
Isopropylbenzene	ND		ug/l	2.5	0.70	1
1,2,3-Trichlorobenzene	ND		ug/l	2.5	0.70	1
1,2,4-Trichlorobenzene	ND		ug/l	2.5	0.70	1
Methyl Acetate	ND		ug/l	2.0	0.23	1
Cyclohexane	ND		ug/l	10	0.27	1
1,4-Dioxane	ND		ug/l	250	61.	1
Freon-113	ND		ug/l	2.5	0.70	1
Methyl cyclohexane	ND		ug/l	10	0.40	1

Tentatively Identified Compounds				
Total TIC Compounds	14.9	J	ug/l	1
Unknown	1.26	J	ug/l	1
Propene	5.95	NJ	ug/l	1
Unknown Alkene	3.89	J	ug/l	1
Unknown	3.75	J	ug/l	1

Surrogate	% Recovery	Qualifier	Acceptance Criteria
1,2-Dichloroethane-d4	107		70-130
Toluene-d8	96		70-130
4-Bromofluorobenzene	90		70-130
Dibromofluoromethane	109		70-130

Project Name: CPG YONKERS NY
Project Number: Not Specified
Lab Number: L1642351
Report Date: 01/05/17

SAMPLE RESULTS

Lab ID: L1642351-03
Client ID: MW-B-12
Sample Location: Not Specified
Matrix: Water
Analytical Method: 1,8260C
Analytical Date: 01/03/17 02:19
Analyst: KD

Date Collected: 12/28/16 13:00
Date Received: 12/28/16
Field Prep: Not Specified

Parameter	Result	Qualifier	Units	RL	MDL	Dilution Factor
Volatile Organics by GC/MS - Westborough Lab						
Methylene chloride	ND		ug/l	2.5	0.70	1
1,1-Dichloroethane	ND		ug/l	2.5	0.70	1
Chloroform	3.8		ug/l	2.5	0.70	1
Carbon tetrachloride	ND		ug/l	0.50	0.13	1
1,2-Dichloropropane	ND		ug/l	1.0	0.14	1
Dibromochloromethane	ND		ug/l	0.50	0.15	1
1,1,2-Trichloroethane	ND		ug/l	1.5	0.50	1
Tetrachloroethene	0.33	J	ug/l	0.50	0.18	1
Chlorobenzene	ND		ug/l	2.5	0.70	1
Trichlorofluoromethane	ND		ug/l	2.5	0.70	1
1,2-Dichloroethane	ND		ug/l	0.50	0.13	1
1,1,1-Trichloroethane	ND		ug/l	2.5	0.70	1
Bromodichloromethane	ND		ug/l	0.50	0.19	1
trans-1,3-Dichloropropene	ND		ug/l	0.50	0.16	1
cis-1,3-Dichloropropene	ND		ug/l	0.50	0.14	1
Bromoform	ND		ug/l	2.0	0.65	1
1,1,2,2-Tetrachloroethane	ND		ug/l	0.50	0.17	1
Benzene	ND		ug/l	0.50	0.16	1
Toluene	ND		ug/l	2.5	0.70	1
Ethylbenzene	ND		ug/l	2.5	0.70	1
Chloromethane	ND		ug/l	2.5	0.70	1
Bromomethane	ND		ug/l	2.5	0.70	1
Vinyl chloride	ND		ug/l	1.0	0.07	1
Chloroethane	ND		ug/l	2.5	0.70	1
1,1-Dichloroethene	ND		ug/l	0.50	0.17	1
trans-1,2-Dichloroethene	ND		ug/l	2.5	0.70	1
Trichloroethene	ND		ug/l	0.50	0.18	1
1,2-Dichlorobenzene	ND		ug/l	2.5	0.70	1
1,3-Dichlorobenzene	ND		ug/l	2.5	0.70	1
1,4-Dichlorobenzene	ND		ug/l	2.5	0.70	1

Project Name: CPG YONKERS NY
Project Number: Not Specified
Lab Number: L1642351
Report Date: 01/05/17

SAMPLE RESULTS

Lab ID: L1642351-03
Client ID: MW-B-12
Sample Location: Not Specified
Date Collected: 12/28/16 13:00
Date Received: 12/28/16
Field Prep: Not Specified

Parameter	Result	Qualifier	Units	RL	MDL	Dilution Factor
Volatile Organics by GC/MS - Westborough Lab						
Methyl tert butyl ether	ND		ug/l	2.5	0.70	1
p/m-Xylene	ND		ug/l	2.5	0.70	1
o-Xylene	ND		ug/l	2.5	0.70	1
cis-1,2-Dichloroethene	ND		ug/l	2.5	0.70	1
Styrene	ND		ug/l	2.5	0.70	1
Dichlorodifluoromethane	ND		ug/l	5.0	1.0	1
Acetone	ND		ug/l	5.0	1.5	1
Carbon disulfide	ND		ug/l	5.0	1.0	1
2-Butanone	ND		ug/l	5.0	1.9	1
4-Methyl-2-pentanone	ND		ug/l	5.0	1.0	1
2-Hexanone	ND		ug/l	5.0	1.0	1
Bromochloromethane	ND		ug/l	2.5	0.70	1
1,2-Dibromoethane	ND		ug/l	2.0	0.65	1
1,2-Dibromo-3-chloropropane	ND		ug/l	2.5	0.70	1
Isopropylbenzene	ND		ug/l	2.5	0.70	1
1,2,3-Trichlorobenzene	ND		ug/l	2.5	0.70	1
1,2,4-Trichlorobenzene	ND		ug/l	2.5	0.70	1
Methyl Acetate	ND		ug/l	2.0	0.23	1
Cyclohexane	ND		ug/l	10	0.27	1
1,4-Dioxane	ND		ug/l	250	61.	1
Freon-113	ND		ug/l	2.5	0.70	1
Methyl cyclohexane	ND		ug/l	10	0.40	1

Tentatively Identified Compounds				
Total TIC Compounds	10.9	J	ug/l	1
Unknown Alkene	2.35	J	ug/l	1
Unknown	4.99	J	ug/l	1
Propene	3.54	NJ	ug/l	1

Surrogate	% Recovery	Qualifier	Acceptance Criteria
1,2-Dichloroethane-d4	111		70-130
Toluene-d8	89		70-130
4-Bromofluorobenzene	88		70-130
Dibromofluoromethane	113		70-130

Project Name: CPG YONKERS NY
Project Number: Not Specified
Lab Number: L1642351
Report Date: 01/05/17

SAMPLE RESULTS

Lab ID: L1642351-04
Client ID: LTB01-161228
Sample Location: Not Specified
Matrix: Water
Analytical Method: 1,8260C
Analytical Date: 01/02/17 20:35
Analyst: KD

Date Collected: 12/28/16 00:00
Date Received: 12/28/16
Field Prep: Not Specified

Parameter	Result	Qualifier	Units	RL	MDL	Dilution Factor
Volatile Organics by GC/MS - Westborough Lab						
Methylene chloride	ND		ug/l	2.5	0.70	1
1,1-Dichloroethane	ND		ug/l	2.5	0.70	1
Chloroform	ND		ug/l	2.5	0.70	1
Carbon tetrachloride	ND		ug/l	0.50	0.13	1
1,2-Dichloropropane	ND		ug/l	1.0	0.14	1
Dibromochloromethane	ND		ug/l	0.50	0.15	1
1,1,2-Trichloroethane	ND		ug/l	1.5	0.50	1
Tetrachloroethene	ND		ug/l	0.50	0.18	1
Chlorobenzene	ND		ug/l	2.5	0.70	1
Trichlorofluoromethane	ND		ug/l	2.5	0.70	1
1,2-Dichloroethane	ND		ug/l	0.50	0.13	1
1,1,1-Trichloroethane	ND		ug/l	2.5	0.70	1
Bromodichloromethane	ND		ug/l	0.50	0.19	1
trans-1,3-Dichloropropene	ND		ug/l	0.50	0.16	1
cis-1,3-Dichloropropene	ND		ug/l	0.50	0.14	1
Bromoform	ND		ug/l	2.0	0.65	1
1,1,2,2-Tetrachloroethane	ND		ug/l	0.50	0.17	1
Benzene	ND		ug/l	0.50	0.16	1
Toluene	ND		ug/l	2.5	0.70	1
Ethylbenzene	ND		ug/l	2.5	0.70	1
Chloromethane	ND		ug/l	2.5	0.70	1
Bromomethane	ND		ug/l	2.5	0.70	1
Vinyl chloride	ND		ug/l	1.0	0.07	1
Chloroethane	ND		ug/l	2.5	0.70	1
1,1-Dichloroethene	ND		ug/l	0.50	0.17	1
trans-1,2-Dichloroethene	ND		ug/l	2.5	0.70	1
Trichloroethene	ND		ug/l	0.50	0.18	1
1,2-Dichlorobenzene	ND		ug/l	2.5	0.70	1
1,3-Dichlorobenzene	ND		ug/l	2.5	0.70	1
1,4-Dichlorobenzene	ND		ug/l	2.5	0.70	1

Project Name: CPG YONKERS NY
Project Number: Not Specified
Lab Number: L1642351
Report Date: 01/05/17

SAMPLE RESULTS

Lab ID: L1642351-04
Client ID: LTB01-161228
Sample Location: Not Specified
Date Collected: 12/28/16 00:00
Date Received: 12/28/16
Field Prep: Not Specified

Parameter	Result	Qualifier	Units	RL	MDL	Dilution Factor
Volatile Organics by GC/MS - Westborough Lab						
Methyl tert butyl ether	ND		ug/l	2.5	0.70	1
p/m-Xylene	ND		ug/l	2.5	0.70	1
o-Xylene	ND		ug/l	2.5	0.70	1
cis-1,2-Dichloroethene	ND		ug/l	2.5	0.70	1
Styrene	ND		ug/l	2.5	0.70	1
Dichlorodifluoromethane	ND		ug/l	5.0	1.0	1
Acetone	ND		ug/l	5.0	1.5	1
Carbon disulfide	ND		ug/l	5.0	1.0	1
2-Butanone	ND		ug/l	5.0	1.9	1
4-Methyl-2-pentanone	ND		ug/l	5.0	1.0	1
2-Hexanone	ND		ug/l	5.0	1.0	1
Bromochloromethane	ND		ug/l	2.5	0.70	1
1,2-Dibromoethane	ND		ug/l	2.0	0.65	1
1,2-Dibromo-3-chloropropane	ND		ug/l	2.5	0.70	1
Isopropylbenzene	ND		ug/l	2.5	0.70	1
1,2,3-Trichlorobenzene	ND		ug/l	2.5	0.70	1
1,2,4-Trichlorobenzene	ND		ug/l	2.5	0.70	1
Methyl Acetate	ND		ug/l	2.0	0.23	1
Cyclohexane	ND		ug/l	10	0.27	1
1,4-Dioxane	ND		ug/l	250	61.	1
Freon-113	ND		ug/l	2.5	0.70	1
Methyl cyclohexane	ND		ug/l	10	0.40	1

Tentatively Identified Compounds

No Tentatively Identified Compounds	ND	ug/l	1

Surrogate	% Recovery	Qualifier	Acceptance Criteria
1,2-Dichloroethane-d4	105		70-130
Toluene-d8	93		70-130
4-Bromofluorobenzene	89		70-130
Dibromofluoromethane	110		70-130

Project Name: CPG YONKERS NY
Project Number: Not Specified

Lab Number: L1642351
Report Date: 01/05/17

Method Blank Analysis
Batch Quality Control

Analytical Method: 1,8260C
Analytical Date: 01/02/17 19:27
Analyst: KD

Parameter	Result	Qualifier	Units	RL	MDL
Volatile Organics by GC/MS - Westborough Lab for sample(s): 01-04 Batch: WG966511-5					
Methylene chloride	ND		ug/l	2.5	0.70
1,1-Dichloroethane	ND		ug/l	2.5	0.70
Chloroform	ND		ug/l	2.5	0.70
Carbon tetrachloride	ND		ug/l	0.50	0.13
1,2-Dichloropropane	ND		ug/l	1.0	0.14
Dibromochloromethane	ND		ug/l	0.50	0.15
1,1,2-Trichloroethane	ND		ug/l	1.5	0.50
Tetrachloroethene	ND		ug/l	0.50	0.18
Chlorobenzene	ND		ug/l	2.5	0.70
Trichlorofluoromethane	ND		ug/l	2.5	0.70
1,2-Dichloroethane	ND		ug/l	0.50	0.13
1,1,1-Trichloroethane	ND		ug/l	2.5	0.70
Bromodichloromethane	ND		ug/l	0.50	0.19
trans-1,3-Dichloropropene	ND		ug/l	0.50	0.16
cis-1,3-Dichloropropene	ND		ug/l	0.50	0.14
Bromoform	ND		ug/l	2.0	0.65
1,1,2,2-Tetrachloroethane	ND		ug/l	0.50	0.17
Benzene	ND		ug/l	0.50	0.16
Toluene	ND		ug/l	2.5	0.70
Ethylbenzene	ND		ug/l	2.5	0.70
Chloromethane	ND		ug/l	2.5	0.70
Bromomethane	ND		ug/l	2.5	0.70
Vinyl chloride	ND		ug/l	1.0	0.07
Chloroethane	ND		ug/l	2.5	0.70
1,1-Dichloroethene	ND		ug/l	0.50	0.17
trans-1,2-Dichloroethene	ND		ug/l	2.5	0.70
Trichloroethene	ND		ug/l	0.50	0.18
1,2-Dichlorobenzene	ND		ug/l	2.5	0.70
1,3-Dichlorobenzene	ND		ug/l	2.5	0.70

Project Name: CPG YONKERS NY
Project Number: Not Specified

Lab Number: L1642351
Report Date: 01/05/17

Method Blank Analysis
Batch Quality Control

Analytical Method: 1,8260C
Analytical Date: 01/02/17 19:27
Analyst: KD

Parameter	Result	Qualifier	Units	RL	MDL
Volatile Organics by GC/MS - Westborough Lab for sample(s): 01-04 Batch: WG966511-5					
1,4-Dichlorobenzene	ND		ug/l	2.5	0.70
Methyl tert butyl ether	ND		ug/l	2.5	0.70
p/m-Xylene	ND		ug/l	2.5	0.70
o-Xylene	ND		ug/l	2.5	0.70
cis-1,2-Dichloroethene	ND		ug/l	2.5	0.70
Styrene	ND		ug/l	2.5	0.70
Dichlorodifluoromethane	ND		ug/l	5.0	1.0
Acetone	ND		ug/l	5.0	1.5
Carbon disulfide	ND		ug/l	5.0	1.0
2-Butanone	ND		ug/l	5.0	1.9
4-Methyl-2-pentanone	ND		ug/l	5.0	1.0
2-Hexanone	ND		ug/l	5.0	1.0
Bromochloromethane	ND		ug/l	2.5	0.70
1,2-Dibromoethane	ND		ug/l	2.0	0.65
1,2-Dibromo-3-chloropropane	ND		ug/l	2.5	0.70
Isopropylbenzene	ND		ug/l	2.5	0.70
1,2,3-Trichlorobenzene	ND		ug/l	2.5	0.70
1,2,4-Trichlorobenzene	ND		ug/l	2.5	0.70
Methyl Acetate	ND		ug/l	2.0	0.23
Cyclohexane	ND		ug/l	10	0.27
1,4-Dioxane	ND		ug/l	250	61.
Freon-113	ND		ug/l	2.5	0.70
Methyl cyclohexane	ND		ug/l	10	0.40

Tentatively Identified Compounds

Total TIC Compounds	1.10	J	ug/l
Unknown	1.10	J	ug/l

Project Name: CPG YONKERS NY
Project Number: Not Specified

Lab Number: L1642351
Report Date: 01/05/17

Method Blank Analysis
Batch Quality Control

Analytical Method: 1,8260C
Analytical Date: 01/02/17 19:27
Analyst: KD

Parameter	Result	Qualifier	Units	RL	MDL
Volatile Organics by GC/MS - Westborough Lab for sample(s): 01-04 Batch: WG966511-5					

Surrogate	%Recovery	Qualifier	Acceptance Criteria
1,2-Dichloroethane-d4	101		70-130
Toluene-d8	93		70-130
4-Bromofluorobenzene	91		70-130
Dibromofluoromethane	107		70-130

Lab Control Sample Analysis
Batch Quality Control

Project Name: CPG YONKERS NY
Project Number: Not Specified

Lab Number: L1642351
Report Date: 01/05/17

Parameter	LCS %Recovery	Qual	LCSD %Recovery	Qual	%Recovery Limits	RPD	Qual	RPD Limits
Volatile Organics by GC/MS - Westborough Lab Associated sample(s): 01-04 Batch: WG966511-3 WG966511-4								
Methylene chloride	93		91		70-130	2		20
1,1-Dichloroethane	92		90		70-130	2		20
Chloroform	99		96		70-130	3		20
2-Chloroethylvinyl ether	**23**	Q	**22**	Q	70-130	4		20
Carbon tetrachloride	110		110		63-132	0		20
1,2-Dichloropropane	85		84		70-130	1		20
Dibromochloromethane	94		95		63-130	1		20
1,1,2-Trichloroethane	83		82		70-130	1		20
Tetrachloroethene	110		110		70-130	0		20
Chlorobenzene	93		93		75-130	0		20
Trichlorofluoromethane	100		98		62-150	2		20
1,2-Dichloroethane	100		98		70-130	2		20
1,1,1-Trichloroethane	110		100		67-130	10		20
Bromodichloromethane	98		96		67-130	2		20
trans-1,3-Dichloropropene	79		78		70-130	1		20
cis-1,3-Dichloropropene	92		89		70-130	3		20
1,1-Dichloropropene	100		98		70-130	2		20
Bromoform	90		89		54-136	1		20
1,1,2,2-Tetrachloroethane	78		77		67-130	1		20
Benzene	94		92		70-130	2		20
Toluene	89		89		70-130	0		20

Lab Control Sample Analysis
Batch Quality Control

Project Name: CPG YONKERS NY
Project Number: Not Specified

Lab Number: L1642351
Report Date: 01/05/17

Parameter	LCS %Recovery	Qual	LCSD %Recovery	Qual	%Recovery Limits	RPD	Qual	RPD Limits
Volatile Organics by GC/MS - Westborough Lab Associated sample(s): 01-04 Batch: WG966511-3 WG966511-4								
Ethylbenzene	93		94		70-130	1		20
Chloromethane	**62**	Q	64		64-130	3		20
Bromomethane	75		75		39-139	0		20
Vinyl chloride	79		76		55-140	4		20
Chloroethane	98		97		55-138	1		20
1,1-Dichloroethene	100		100		61-145	0		20
trans-1,2-Dichloroethene	100		98		70-130	2		20
Trichloroethene	100		99		70-130	1		20
1,2-Dichlorobenzene	91		91		70-130	0		20
1,3-Dichlorobenzene	93		94		70-130	1		20
1,4-Dichlorobenzene	92		92		70-130	0		20
Methyl tert butyl ether	100		98		63-130	2		20
p/m-Xylene	100		100		70-130	0		20
o-Xylene	100		100		70-130	0		20
cis-1,2-Dichloroethene	98		96		70-130	2		20
Dibromomethane	99		93		70-130	6		20
1,2,3-Trichloropropane	84		80		64-130	5		20
Acrylonitrile	90		85		70-130	6		20
Isopropyl Ether	89		87		70-130	2		20
tert-Butyl Alcohol	108		88		70-130	20		20
Styrene	95		95		70-130	0		20

Lab Control Sample Analysis
Batch Quality Control

Project Name: CPG YONKERS NY
Project Number: Not Specified

Lab Number: L1642351
Report Date: 01/05/17

Parameter	LCS %Recovery	Qual	LCSD %Recovery	Qual	%Recovery Limits	RPD	Qual	RPD Limits
Volatile Organics by GC/MS - Westborough Lab Associated sample(s): 01-04 Batch: WG966511-3 WG966511-4								
Dichlorodifluoromethane	110		100		36-147	10		20
Acetone	96		80		58-148	18		20
Carbon disulfide	94		92		51-130	2		20
2-Butanone	88		79		63-138	11		20
Vinyl acetate	90		86		70-130	5		20
4-Methyl-2-pentanone	67		65		59-130	3		20
2-Hexanone	61		**56**	Q	57-130	9		20
Acrolein	66		66		40-160	0		20
Bromochloromethane	110		110		70-130	0		20
2,2-Dichloropropane	110		110		63-133	0		20
1,2-Dibromoethane	92		91		70-130	1		20
1,3-Dichloropropane	84		84		70-130	0		20
1,1,1,2-Tetrachloroethane	98		97		64-130	1		20
Bromobenzene	94		94		70-130	0		20
n-Butylbenzene	90		91		53-136	1		20
sec-Butylbenzene	96		97		70-130	1		20
tert-Butylbenzene	95		96		70-130	1		20
o-Chlorotoluene	90		91		70-130	1		20
p-Chlorotoluene	89		88		70-130	1		20
1,2-Dibromo-3-chloropropane	72		68		41-144	6		20
Hexachlorobutadiene	97		98		63-130	1		20

Lab Control Sample Analysis
Batch Quality Control

Project Name: CPG YONKERS NY
Project Number: Not Specified

Lab Number: L1642351
Report Date: 01/05/17

Parameter	LCS %Recovery	Qual	LCSD %Recovery	Qual	%Recovery Limits	RPD	Qual	RPD Limits
Volatile Organics by GC/MS - Westborough Lab Associated sample(s): 01-04 Batch: WG966511-3 WG966511-4								
Isopropylbenzene	96		97		70-130	1		20
p-Isopropyltoluene	86		87		70-130	1		20
Naphthalene	**57**	Q	**54**	Q	70-130	5		20
n-Propylbenzene	94		95		69-130	1		20
1,2,3-Trichlorobenzene	73		**69**	Q	70-130	6		20
1,2,4-Trichlorobenzene	80		77		70-130	4		20
1,3,5-Trimethylbenzene	93		95		64-130	2		20
1,2,4-Trimethylbenzene	94		94		70-130	0		20
Methyl Acetate	87		78		70-130	11		20
Ethyl Acetate	90		84		70-130	7		20
Cyclohexane	100		100		70-130	0		20
Ethyl-Tert-Butyl-Ether	100		96		70-130	4		20
Tertiary-Amyl Methyl Ether	92		88		66-130	4		20
1,4-Dioxane	102		76		56-162	**29**	Q	20
1,1,2-Trichloro-1,2,2-Trifluoroethane	120		110		70-130	9		20
1,4-Diethylbenzene	92		93		70-130	1		20
4-Ethyltoluene	100		100		70-130	0		20
1,2,4,5-Tetramethylbenzene	82		87		70-130	6		20
Tetrahydrofuran	85		76		58-130	11		20
Ethyl ether	83		80		59-134	4		20
trans-1,4-Dichloro-2-butene	**67**	Q	**64**	Q	70-130	5		20

Lab Control Sample Analysis
Batch Quality Control

Project Name: CPG YONKERS NY
Project Number: Not Specified

Lab Number: L1642351
Report Date: 01/05/17

Parameter	LCS %Recovery	Qual	LCSD %Recovery	Qual	%Recovery Limits	RPD	Qual	RPD Limits
Volatile Organics by GC/MS - Westborough Lab Associated sample(s): 01-04 Batch: WG966511-3 WG966511-4								
Iodomethane	**42**	Q	**47**	Q	70-130	11		20
Methyl cyclohexane	100		100		70-130	0		20

Surrogate	LCS %Recovery	Qual	LCSD %Recovery	Qual	Acceptance Criteria
1,2-Dichloroethane-d4	108		103		70-130
Toluene-d8	94		94		70-130
4-Bromofluorobenzene	90		90		70-130
Dibromofluoromethane	109		106		70-130

SEMIVOLATILES

Project Name: CPG YONKERS NY
Project Number: Not Specified
Lab Number: L1642351
Report Date: 01/05/17

SAMPLE RESULTS

Lab ID: L1642351-01
Client ID: MW-B-5
Sample Location: Not Specified
Matrix: Water
Analytical Method: 1,8270D
Analytical Date: 01/02/17 16:04
Analyst: KV

Date Collected: 12/28/16 10:35
Date Received: 12/28/16
Field Prep: Not Specified
Extraction Method: EPA 3510C
Extraction Date: 12/31/16 11:04

Parameter	Result	Qualifier	Units	RL	MDL	Dilution Factor
Semivolatile Organics by GC/MS - Westborough Lab						
Bis(2-chloroethyl)ether	ND		ug/l	2.0	0.67	1
3,3'-Dichlorobenzidine	ND		ug/l	5.0	1.4	1
2,4-Dinitrotoluene	ND		ug/l	5.0	0.84	1
2,6-Dinitrotoluene	ND		ug/l	5.0	1.1	1
4-Chlorophenyl phenyl ether	ND		ug/l	2.0	0.62	1
4-Bromophenyl phenyl ether	ND		ug/l	2.0	0.73	1
Bis(2-chloroisopropyl)ether	ND		ug/l	2.0	0.70	1
Bis(2-chloroethoxy)methane	ND		ug/l	5.0	0.63	1
Hexachlorocyclopentadiene	ND		ug/l	20	7.8	1
Isophorone	ND		ug/l	5.0	0.60	1
Nitrobenzene	ND		ug/l	2.0	0.75	1
NDPA/DPA	ND		ug/l	2.0	0.64	1
n-Nitrosodi-n-propylamine	ND		ug/l	5.0	0.70	1
Bis(2-ethylhexyl)phthalate	ND		ug/l	3.0	0.91	1
Butyl benzyl phthalate	ND		ug/l	5.0	1.3	1
Di-n-butylphthalate	ND		ug/l	5.0	0.69	1
Di-n-octylphthalate	ND		ug/l	5.0	1.1	1
Diethyl phthalate	ND		ug/l	5.0	0.63	1
Dimethyl phthalate	ND		ug/l	5.0	0.65	1
Biphenyl	ND		ug/l	2.0	0.76	1
4-Chloroaniline	ND		ug/l	5.0	0.63	1
2-Nitroaniline	ND		ug/l	5.0	1.1	1
3-Nitroaniline	ND		ug/l	5.0	1.2	1
4-Nitroaniline	ND		ug/l	5.0	1.3	1
Dibenzofuran	ND		ug/l	2.0	0.66	1
1,2,4,5-Tetrachlorobenzene	ND		ug/l	10	0.67	1
Acetophenone	ND		ug/l	5.0	0.85	1
2,4,6-Trichlorophenol	ND		ug/l	5.0	0.68	1
p-Chloro-m-cresol	ND		ug/l	2.0	0.62	1
2-Chlorophenol	ND		ug/l	2.0	0.63	1

Project Name: CPG YONKERS NY
Project Number: Not Specified
Lab Number: L1642351
Report Date: 01/05/17

SAMPLE RESULTS

Lab ID: L1642351-01
Client ID: MW-B-5
Sample Location: Not Specified
Date Collected: 12/28/16 10:35
Date Received: 12/28/16
Field Prep: Not Specified

Parameter	Result	Qualifier	Units	RL	MDL	Dilution Factor
Semivolatile Organics by GC/MS - Westborough Lab						
2,4-Dichlorophenol	ND		ug/l	5.0	0.77	1
2,4-Dimethylphenol	ND		ug/l	5.0	1.6	1
2-Nitrophenol	ND		ug/l	10	1.5	1
4-Nitrophenol	ND		ug/l	10	1.8	1
2,4-Dinitrophenol	ND		ug/l	20	5.5	1
4,6-Dinitro-o-cresol	ND		ug/l	10	2.1	1
Phenol	ND		ug/l	5.0	1.9	1
3-Methylphenol/4-Methylphenol	ND		ug/l	5.0	1.1	1
2,4,5-Trichlorophenol	ND		ug/l	5.0	0.72	1
Carbazole	ND		ug/l	2.0	0.63	1
Atrazine	ND		ug/l	10	1.8	1
Benzaldehyde	ND		ug/l	5.0	1.1	1
Caprolactam	ND		ug/l	10	3.6	1
2,3,4,6-Tetrachlorophenol	ND		ug/l	5.0	0.93	1

Project Name: CPG YONKERS NY
Project Number: Not Specified
Lab Number: L1642351
Report Date: 01/05/17

SAMPLE RESULTS

Lab ID: L1642351-01
Client ID: MW-B-5
Sample Location: Not Specified
Date Collected: 12/28/16 10:35
Date Received: 12/28/16
Field Prep: Not Specified

Parameter	Result	Qualifier	Units	RL	MDL	Dilution Factor
Semivolatile Organics by GC/MS - Westborough Lab						
Tentatively Identified Compounds						
Unknown Benzene	7.09	J	ug/l			1
Unknown	18.4	J	ug/l			1
Unknown Organic Acid	9.34	J	ug/l			1
Unknown	19.3	J	ug/l			1
Unknown Benzene	7.31	J	ug/l			1
Unknown Organic Acid	6.90	J	ug/l			1
Unknown	6.42	J	ug/l			1
Unknown	7.44	J	ug/l			1
Unknown Benzene	52.8	J	ug/l			1
Unknown	8.51	J	ug/l			1
Unknown Benzene	34.1	J	ug/l			1
Unknown Phenol	8.54	J	ug/l			1
Unknown	7.97	J	ug/l			1
Unknown Benzene	11.2	J	ug/l			1
Unknown Benzene	30.9	J	ug/l			1
Unknown Organic Acid	6.48	J	ug/l			1
Unknown	9.88	J	ug/l			1
Unknown Benzene	9.51	J	ug/l			1
Unknown	7.27	J	ug/l			1
Unknown Benzene	11.8	J	ug/l			1

Surrogate	% Recovery	Qualifier	Acceptance Criteria
2-Fluorophenol	47		21-120
Phenol-d6	35		10-120
Nitrobenzene-d5	82		23-120
2-Fluorobiphenyl	73		15-120
2,4,6-Tribromophenol	76		10-120
4-Terphenyl-d14	78		41-149

Project Name: CPG YONKERS NY
Project Number: Not Specified
Lab Number: L1642351
Report Date: 01/05/17

SAMPLE RESULTS

Lab ID: L1642351-01
Client ID: MW-B-5
Sample Location: Not Specified
Matrix: Water
Analytical Method: 1,8270D-SIM
Analytical Date: 01/03/17 10:44
Analyst: KL

Date Collected: 12/28/16 10:35
Date Received: 12/28/16
Field Prep: Not Specified
Extraction Method: EPA 3510C
Extraction Date: 12/31/16 11:13

Parameter	Result	Qualifier	Units	RL	MDL	Dilution Factor
Semivolatile Organics by GC/MS-SIM - Westborough Lab						
Acenaphthene	ND		ug/l	0.10	0.04	1
2-Chloronaphthalene	ND		ug/l	0.20	0.04	1
Fluoranthene	0.10	J	ug/l	0.20	0.04	1
Hexachlorobutadiene	ND		ug/l	0.50	0.04	1
Naphthalene	1.2		ug/l	0.20	0.04	1
Benzo(a)anthracene	0.03	J	ug/l	0.20	0.02	1
Benzo(a)pyrene	ND		ug/l	0.20	0.04	1
Benzo(b)fluoranthene	0.02	J	ug/l	0.20	0.02	1
Benzo(k)fluoranthene	ND		ug/l	0.20	0.04	1
Chrysene	ND		ug/l	0.20	0.04	1
Acenaphthylene	ND		ug/l	0.20	0.04	1
Anthracene	0.04	J	ug/l	0.20	0.04	1
Benzo(ghi)perylene	ND		ug/l	0.20	0.04	1
Fluorene	0.05	J	ug/l	0.20	0.04	1
Phenanthrene	0.19	J	ug/l	0.20	0.02	1
Dibenzo(a,h)anthracene	ND		ug/l	0.20	0.04	1
Indeno(1,2,3-cd)pyrene	ND		ug/l	0.20	0.04	1
Pyrene	0.10	J	ug/l	0.20	0.04	1
2-Methylnaphthalene	1.4		ug/l	0.20	0.05	1
Pentachlorophenol	ND		ug/l	0.80	0.22	1
Hexachlorobenzene	ND		ug/l	0.80	0.03	1
Hexachloroethane	ND		ug/l	0.80	0.03	1

Project Name: CPG YONKERS NY **Lab Number:** L1642351

Project Number: Not Specified **Report Date:** 01/05/17

SAMPLE RESULTS

Lab ID: L1642351-01 Date Collected: 12/28/16 10:35

Client ID: MW-B-5 Date Received: 12/28/16

Sample Location: Not Specified Field Prep: Not Specified

Parameter	Result	Qualifier	Units	RL	MDL	Dilution Factor

Semivolatile Organics by GC/MS-SIM - Westborough Lab

Surrogate	% Recovery	Qualifier	Acceptance Criteria
2-Fluorophenol	38		21-120
Phenol-d6	28		10-120
Nitrobenzene-d5	61		23-120
2-Fluorobiphenyl	66		15-120
2,4,6-Tribromophenol	102		10-120
4-Terphenyl-d14	57		41-149

Project Name: CPG YONKERS NY
Project Number: Not Specified
Lab Number: L1642351
Report Date: 01/05/17

SAMPLE RESULTS

Lab ID: L1642351-02
Client ID: MW-B-10
Sample Location: Not Specified
Matrix: Water
Analytical Method: 1,8270D
Analytical Date: 01/02/17 16:29
Analyst: KV

Date Collected: 12/28/16 11:50
Date Received: 12/28/16
Field Prep: Not Specified
Extraction Method: EPA 3510C
Extraction Date: 12/31/16 11:04

Parameter	Result	Qualifier	Units	RL	MDL	Dilution Factor
Semivolatile Organics by GC/MS - Westborough Lab						
Bis(2-chloroethyl)ether	ND		ug/l	2.0	0.67	1
3,3'-Dichlorobenzidine	ND		ug/l	5.0	1.4	1
2,4-Dinitrotoluene	ND		ug/l	5.0	0.84	1
2,6-Dinitrotoluene	ND		ug/l	5.0	1.1	1
4-Chlorophenyl phenyl ether	ND		ug/l	2.0	0.62	1
4-Bromophenyl phenyl ether	ND		ug/l	2.0	0.73	1
Bis(2-chloroisopropyl)ether	ND		ug/l	2.0	0.70	1
Bis(2-chloroethoxy)methane	ND		ug/l	5.0	0.63	1
Hexachlorocyclopentadiene	ND		ug/l	20	7.8	1
Isophorone	ND		ug/l	5.0	0.60	1
Nitrobenzene	ND		ug/l	2.0	0.75	1
NDPA/DPA	ND		ug/l	2.0	0.64	1
n-Nitrosodi-n-propylamine	ND		ug/l	5.0	0.70	1
Bis(2-ethylhexyl)phthalate	ND		ug/l	3.0	0.91	1
Butyl benzyl phthalate	ND		ug/l	5.0	1.3	1
Di-n-butylphthalate	ND		ug/l	5.0	0.69	1
Di-n-octylphthalate	ND		ug/l	5.0	1.1	1
Diethyl phthalate	ND		ug/l	5.0	0.63	1
Dimethyl phthalate	ND		ug/l	5.0	0.65	1
Biphenyl	ND		ug/l	2.0	0.76	1
4-Chloroaniline	ND		ug/l	5.0	0.63	1
2-Nitroaniline	ND		ug/l	5.0	1.1	1
3-Nitroaniline	ND		ug/l	5.0	1.2	1
4-Nitroaniline	ND		ug/l	5.0	1.3	1
Dibenzofuran	ND		ug/l	2.0	0.66	1
1,2,4,5-Tetrachlorobenzene	ND		ug/l	10	0.67	1
Acetophenone	ND		ug/l	5.0	0.85	1
2,4,6-Trichlorophenol	ND		ug/l	5.0	0.68	1
p-Chloro-m-cresol	ND		ug/l	2.0	0.62	1
2-Chlorophenol	ND		ug/l	2.0	0.63	1

Project Name: CPG YONKERS NY
Project Number: Not Specified
Lab Number: L1642351
Report Date: 01/05/17

SAMPLE RESULTS

Lab ID: L1642351-02
Client ID: MW-B-10
Sample Location: Not Specified
Date Collected: 12/28/16 11:50
Date Received: 12/28/16
Field Prep: Not Specified

Parameter	Result	Qualifier	Units	RL	MDL	Dilution Factor
Semivolatile Organics by GC/MS - Westborough Lab						
2,4-Dichlorophenol	ND		ug/l	5.0	0.77	1
2,4-Dimethylphenol	ND		ug/l	5.0	1.6	1
2-Nitrophenol	ND		ug/l	10	1.5	1
4-Nitrophenol	ND		ug/l	10	1.8	1
2,4-Dinitrophenol	ND		ug/l	20	5.5	1
4,6-Dinitro-o-cresol	ND		ug/l	10	2.1	1
Phenol	ND		ug/l	5.0	1.9	1
3-Methylphenol/4-Methylphenol	ND		ug/l	5.0	1.1	1
2,4,5-Trichlorophenol	ND		ug/l	5.0	0.72	1
Carbazole	ND		ug/l	2.0	0.63	1
Atrazine	ND		ug/l	10	1.8	1
Benzaldehyde	ND		ug/l	5.0	1.1	1
Caprolactam	ND		ug/l	10	3.6	1
2,3,4,6-Tetrachlorophenol	ND		ug/l	5.0	0.93	1

Tentatively Identified Compounds

No Tentatively Identified Compounds	ND		ug/l	1

Surrogate	% Recovery	Qualifier	Acceptance Criteria
2-Fluorophenol	48		21-120
Phenol-d6	34		10-120
Nitrobenzene-d5	79		23-120
2-Fluorobiphenyl	73		15-120
2,4,6-Tribromophenol	70		10-120
4-Terphenyl-d14	74		41-149

Project Name: CPG YONKERS NY
Project Number: Not Specified
Lab Number: L1642351
Report Date: 01/05/17

SAMPLE RESULTS

Lab ID: L1642351-02
Client ID: MW-B-10
Sample Location: Not Specified
Matrix: Water
Analytical Method: 1,8270D-SIM
Analytical Date: 01/03/17 11:09
Analyst: KL

Date Collected: 12/28/16 11:50
Date Received: 12/28/16
Field Prep: Not Specified
Extraction Method: EPA 3510C
Extraction Date: 12/31/16 11:13

Parameter	Result	Qualifier	Units	RL	MDL	Dilution Factor
Semivolatile Organics by GC/MS-SIM - Westborough Lab						
Acenaphthene	ND		ug/l	0.10	0.04	1
2-Chloronaphthalene	ND		ug/l	0.20	0.04	1
Fluoranthene	0.13	J	ug/l	0.20	0.04	1
Hexachlorobutadiene	ND		ug/l	0.50	0.04	1
Naphthalene	0.06	J	ug/l	0.20	0.04	1
Benzo(a)anthracene	0.03	J	ug/l	0.20	0.02	1
Benzo(a)pyrene	ND		ug/l	0.20	0.04	1
Benzo(b)fluoranthene	ND		ug/l	0.20	0.02	1
Benzo(k)fluoranthene	ND		ug/l	0.20	0.04	1
Chrysene	ND		ug/l	0.20	0.04	1
Acenaphthylene	ND		ug/l	0.20	0.04	1
Anthracene	ND		ug/l	0.20	0.04	1
Benzo(ghi)perylene	ND		ug/l	0.20	0.04	1
Fluorene	ND		ug/l	0.20	0.04	1
Phenanthrene	0.27		ug/l	0.20	0.02	1
Dibenzo(a,h)anthracene	ND		ug/l	0.20	0.04	1
Indeno(1,2,3-cd)pyrene	ND		ug/l	0.20	0.04	1
Pyrene	0.14	J	ug/l	0.20	0.04	1
2-Methylnaphthalene	ND		ug/l	0.20	0.05	1
Pentachlorophenol	ND		ug/l	0.80	0.22	1
Hexachlorobenzene	ND		ug/l	0.80	0.03	1
Hexachloroethane	ND		ug/l	0.80	0.03	1

Project Name: CPG YONKERS NY **Lab Number:** L1642351

Project Number: Not Specified **Report Date:** 01/05/17

SAMPLE RESULTS

Lab ID: L1642351-02 Date Collected: 12/28/16 11:50

Client ID: MW-B-10 Date Received: 12/28/16

Sample Location: Not Specified Field Prep: Not Specified

Parameter	Result	Qualifier	Units	RL	MDL	Dilution Factor

Semivolatile Organics by GC/MS-SIM - Westborough Lab

Surrogate	% Recovery	Qualifier	Acceptance Criteria
2-Fluorophenol	35		21-120
Phenol-d6	25		10-120
Nitrobenzene-d5	65		23-120
2-Fluorobiphenyl	85		15-120
2,4,6-Tribromophenol	68		10-120
4-Terphenyl-d14	52		41-149

Project Name: CPG YONKERS NY
Project Number: Not Specified
Lab Number: L1642351
Report Date: 01/05/17

SAMPLE RESULTS

Lab ID: L1642351-03
Client ID: MW-B-12
Sample Location: Not Specified
Matrix: Water
Analytical Method: 1,8270D
Analytical Date: 01/02/17 16:55
Analyst: KV

Date Collected: 12/28/16 13:00
Date Received: 12/28/16
Field Prep: Not Specified
Extraction Method: EPA 3510C
Extraction Date: 12/31/16 11:04

Parameter	Result	Qualifier	Units	RL	MDL	Dilution Factor
Semivolatile Organics by GC/MS - Westborough Lab						
Bis(2-chloroethyl)ether	ND		ug/l	2.0	0.67	1
3,3'-Dichlorobenzidine	ND		ug/l	5.0	1.4	1
2,4-Dinitrotoluene	ND		ug/l	5.0	0.84	1
2,6-Dinitrotoluene	ND		ug/l	5.0	1.1	1
4-Chlorophenyl phenyl ether	ND		ug/l	2.0	0.62	1
4-Bromophenyl phenyl ether	ND		ug/l	2.0	0.73	1
Bis(2-chloroisopropyl)ether	ND		ug/l	2.0	0.70	1
Bis(2-chloroethoxy)methane	ND		ug/l	5.0	0.63	1
Hexachlorocyclopentadiene	ND		ug/l	20	7.8	1
Isophorone	ND		ug/l	5.0	0.60	1
Nitrobenzene	ND		ug/l	2.0	0.75	1
NDPA/DPA	ND		ug/l	2.0	0.64	1
n-Nitrosodi-n-propylamine	ND		ug/l	5.0	0.70	1
Bis(2-ethylhexyl)phthalate	1.7	J	ug/l	3.0	0.91	1
Butyl benzyl phthalate	ND		ug/l	5.0	1.3	1
Di-n-butylphthalate	ND		ug/l	5.0	0.69	1
Di-n-octylphthalate	ND		ug/l	5.0	1.1	1
Diethyl phthalate	ND		ug/l	5.0	0.63	1
Dimethyl phthalate	ND		ug/l	5.0	0.65	1
Biphenyl	ND		ug/l	2.0	0.76	1
4-Chloroaniline	ND		ug/l	5.0	0.63	1
2-Nitroaniline	ND		ug/l	5.0	1.1	1
3-Nitroaniline	ND		ug/l	5.0	1.2	1
4-Nitroaniline	ND		ug/l	5.0	1.3	1
Dibenzofuran	ND		ug/l	2.0	0.66	1
1,2,4,5-Tetrachlorobenzene	ND		ug/l	10	0.67	1
Acetophenone	ND		ug/l	5.0	0.85	1
2,4,6-Trichlorophenol	ND		ug/l	5.0	0.68	1
p-Chloro-m-cresol	ND		ug/l	2.0	0.62	1
2-Chlorophenol	ND		ug/l	2.0	0.63	1

Project Name: CPG YONKERS NY **Lab Number:** L1642351

Project Number: Not Specified **Report Date:** 01/05/17

SAMPLE RESULTS

Lab ID: L1642351-03 Date Collected: 12/28/16 13:00

Client ID: MW-B-12 Date Received: 12/28/16

Sample Location: Not Specified Field Prep: Not Specified

Parameter	Result	Qualifier	Units	RL	MDL	Dilution Factor
Semivolatile Organics by GC/MS - Westborough Lab						
2,4-Dichlorophenol	ND		ug/l	5.0	0.77	1
2,4-Dimethylphenol	ND		ug/l	5.0	1.6	1
2-Nitrophenol	ND		ug/l	10	1.5	1
4-Nitrophenol	ND		ug/l	10	1.8	1
2,4-Dinitrophenol	ND		ug/l	20	5.5	1
4,6-Dinitro-o-cresol	ND		ug/l	10	2.1	1
Phenol	ND		ug/l	5.0	1.9	1
3-Methylphenol/4-Methylphenol	ND		ug/l	5.0	1.1	1
2,4,5-Trichlorophenol	ND		ug/l	5.0	0.72	1
Carbazole	ND		ug/l	2.0	0.63	1
Atrazine	ND		ug/l	10	1.8	1
Benzaldehyde	ND		ug/l	5.0	1.1	1
Caprolactam	ND		ug/l	10	3.6	1
2,3,4,6-Tetrachlorophenol	ND		ug/l	5.0	0.93	1

Tentatively Identified Compounds

No Tentatively Identified Compounds	ND		ug/l	1

Surrogate	% Recovery	Qualifier	Acceptance Criteria
2-Fluorophenol	35		21-120
Phenol-d6	28		10-120
Nitrobenzene-d5	77		23-120
2-Fluorobiphenyl	71		15-120
2,4,6-Tribromophenol	55		10-120
4-Terphenyl-d14	72		41-149

Project Name: CPG YONKERS NY
Project Number: Not Specified
Lab Number: L1642351
Report Date: 01/05/17

SAMPLE RESULTS

Lab ID: L1642351-03
Client ID: MW-B-12
Sample Location: Not Specified
Matrix: Water
Analytical Method: 1,8270D-SIM
Analytical Date: 01/03/17 11:34
Analyst: KL

Date Collected: 12/28/16 13:00
Date Received: 12/28/16
Field Prep: Not Specified
Extraction Method: EPA 3510C
Extraction Date: 12/31/16 11:13

Parameter	Result	Qualifier	Units	RL	MDL	Dilution Factor
Semivolatile Organics by GC/MS-SIM - Westborough Lab						
Acenaphthene	0.05	J	ug/l	0.10	0.04	1
2-Chloronaphthalene	ND		ug/l	0.20	0.04	1
Fluoranthene	0.29		ug/l	0.20	0.04	1
Hexachlorobutadiene	ND		ug/l	0.50	0.04	1
Naphthalene	0.09	J	ug/l	0.20	0.04	1
Benzo(a)anthracene	0.05	J	ug/l	0.20	0.02	1
Benzo(a)pyrene	ND		ug/l	0.20	0.04	1
Benzo(b)fluoranthene	0.02	J	ug/l	0.20	0.02	1
Benzo(k)fluoranthene	ND		ug/l	0.20	0.04	1
Chrysene	0.05	J	ug/l	0.20	0.04	1
Acenaphthylene	0.04	J	ug/l	0.20	0.04	1
Anthracene	0.07	J	ug/l	0.20	0.04	1
Benzo(ghi)perylene	ND		ug/l	0.20	0.04	1
Fluorene	0.09	J	ug/l	0.20	0.04	1
Phenanthrene	0.29		ug/l	0.20	0.02	1
Dibenzo(a,h)anthracene	ND		ug/l	0.20	0.04	1
Indeno(1,2,3-cd)pyrene	ND		ug/l	0.20	0.04	1
Pyrene	0.32		ug/l	0.20	0.04	1
2-Methylnaphthalene	ND		ug/l	0.20	0.05	1
Pentachlorophenol	ND		ug/l	0.80	0.22	1
Hexachlorobenzene	ND		ug/l	0.80	0.03	1
Hexachloroethane	ND		ug/l	0.80	0.03	1

Project Name: CPG YONKERS NY **Lab Number:** L1642351

Project Number: Not Specified **Report Date:** 01/05/17

SAMPLE RESULTS

Lab ID: L1642351-03 Date Collected: 12/28/16 13:00

Client ID: MW-B-12 Date Received: 12/28/16

Sample Location: Not Specified Field Prep: Not Specified

Parameter	Result	Qualifier	Units	RL	MDL	Dilution Factor

Semivolatile Organics by GC/MS-SIM - Westborough Lab

Surrogate	% Recovery	Qualifier	Acceptance Criteria
2-Fluorophenol	**19**	Q	21-120
Phenol-d6	16		10-120
Nitrobenzene-d5	67		23-120
2-Fluorobiphenyl	60		15-120
2,4,6-Tribromophenol	46		10-120
4-Terphenyl-d14	65		41-149

Project Name: CPG YONKERS NY
Project Number: Not Specified

Lab Number: L1642351
Report Date: 01/05/17

Method Blank Analysis
Batch Quality Control

Analytical Method: 1,8270D
Analytical Date: 01/02/17 14:48
Analyst: KV

Extraction Method: EPA 3510C
Extraction Date: 12/31/16 11:04

Parameter	Result	Qualifier	Units	RL	MDL
Semivolatile Organics by GC/MS - Westborough Lab for sample(s): 01-03 Batch: WG966270-1					
Bis(2-chloroethyl)ether	ND		ug/l	2.0	0.67
3,3'-Dichlorobenzidine	ND		ug/l	5.0	1.4
2,4-Dinitrotoluene	ND		ug/l	5.0	0.84
2,6-Dinitrotoluene	ND		ug/l	5.0	1.1
4-Chlorophenyl phenyl ether	ND		ug/l	2.0	0.62
4-Bromophenyl phenyl ether	ND		ug/l	2.0	0.73
Bis(2-chloroisopropyl)ether	ND		ug/l	2.0	0.70
Bis(2-chloroethoxy)methane	ND		ug/l	5.0	0.63
Hexachlorocyclopentadiene	ND		ug/l	20	7.8
Isophorone	ND		ug/l	5.0	0.60
Nitrobenzene	ND		ug/l	2.0	0.75
NDPA/DPA	ND		ug/l	2.0	0.64
n-Nitrosodi-n-propylamine	ND		ug/l	5.0	0.70
Bis(2-ethylhexyl)phthalate	ND		ug/l	3.0	0.91
Butyl benzyl phthalate	ND		ug/l	5.0	1.3
Di-n-butylphthalate	ND		ug/l	5.0	0.69
Di-n-octylphthalate	ND		ug/l	5.0	1.1
Diethyl phthalate	ND		ug/l	5.0	0.63
Dimethyl phthalate	ND		ug/l	5.0	0.65
Biphenyl	ND		ug/l	2.0	0.76
4-Chloroaniline	ND		ug/l	5.0	0.63
2-Nitroaniline	ND		ug/l	5.0	1.1
3-Nitroaniline	ND		ug/l	5.0	1.2
4-Nitroaniline	ND		ug/l	5.0	1.3
Dibenzofuran	ND		ug/l	2.0	0.66
1,2,4,5-Tetrachlorobenzene	ND		ug/l	10	0.67
Acetophenone	ND		ug/l	5.0	0.85
2,4,6-Trichlorophenol	ND		ug/l	5.0	0.68
p-Chloro-m-cresol	ND		ug/l	2.0	0.62

Project Name: CPG YONKERS NY
Project Number: Not Specified

Lab Number: L1642351
Report Date: 01/05/17

Method Blank Analysis
Batch Quality Control

Analytical Method: 1,8270D
Analytical Date: 01/02/17 14:48
Analyst: KV

Extraction Method: EPA 3510C
Extraction Date: 12/31/16 11:04

Parameter	Result	Qualifier	Units	RL	MDL
Semivolatile Organics by GC/MS - Westborough Lab for sample(s): 01-03 Batch: WG966270-1					
2-Chlorophenol	ND		ug/l	2.0	0.63
2,4-Dichlorophenol	ND		ug/l	5.0	0.77
2,4-Dimethylphenol	ND		ug/l	5.0	1.6
2-Nitrophenol	ND		ug/l	10	1.5
4-Nitrophenol	ND		ug/l	10	1.8
2,4-Dinitrophenol	ND		ug/l	20	5.5
4,6-Dinitro-o-cresol	ND		ug/l	10	2.1
Phenol	ND		ug/l	5.0	1.9
3-Methylphenol/4-Methylphenol	ND		ug/l	5.0	1.1
2,4,5-Trichlorophenol	ND		ug/l	5.0	0.72
Carbazole	ND		ug/l	2.0	0.63
Atrazine	ND		ug/l	10	1.8
Benzaldehyde	ND		ug/l	5.0	1.1
Caprolactam	ND		ug/l	10	3.6
2,3,4,6-Tetrachlorophenol	ND		ug/l	5.0	0.93

Tentatively Identified Compounds

No Tentatively Identified Compounds	ND	ug/l

Project Name: CPG YONKERS NY
Project Number: Not Specified

Lab Number: L1642351
Report Date: 01/05/17

Method Blank Analysis
Batch Quality Control

Analytical Method: 1,8270D
Analytical Date: 01/02/17 14:48
Analyst: KV

Extraction Method: EPA 3510C
Extraction Date: 12/31/16 11:04

Parameter	Result	Qualifier	Units	RL	MDL
Semivolatile Organics by GC/MS - Westborough Lab for sample(s): 01-03 Batch: WG966270-1					

Surrogate	%Recovery	Qualifier	Acceptance Criteria
2-Fluorophenol	45		21-120
Phenol-d6	32		10-120
Nitrobenzene-d5	71		23-120
2-Fluorobiphenyl	66		15-120
2,4,6-Tribromophenol	66		10-120
4-Terphenyl-d14	70		41-149

Project Name: CPG YONKERS NY
Project Number: Not Specified

Lab Number: L1642351
Report Date: 01/05/17

Method Blank Analysis
Batch Quality Control

Analytical Method: 1,8270D-SIM
Analytical Date: 01/03/17 08:08
Analyst: KL

Extraction Method: EPA 3510C
Extraction Date: 12/31/16 11:13

Parameter	Result	Qualifier	Units	RL	MDL
Semivolatile Organics by GC/MS-SIM - Westborough Lab for sample(s): 01-03 Batch: WG966271-1					
Acenaphthene	ND		ug/l	0.10	0.04
2-Chloronaphthalene	ND		ug/l	0.20	0.04
Fluoranthene	ND		ug/l	0.20	0.04
Hexachlorobutadiene	ND		ug/l	0.50	0.04
Naphthalene	ND		ug/l	0.20	0.04
Benzo(a)anthracene	ND		ug/l	0.20	0.02
Benzo(a)pyrene	ND		ug/l	0.20	0.04
Benzo(b)fluoranthene	ND		ug/l	0.20	0.02
Benzo(k)fluoranthene	ND		ug/l	0.20	0.04
Chrysene	ND		ug/l	0.20	0.04
Acenaphthylene	ND		ug/l	0.20	0.04
Anthracene	ND		ug/l	0.20	0.04
Benzo(ghi)perylene	ND		ug/l	0.20	0.04
Fluorene	ND		ug/l	0.20	0.04
Phenanthrene	ND		ug/l	0.20	0.02
Dibenzo(a,h)anthracene	ND		ug/l	0.20	0.04
Indeno(1,2,3-cd)pyrene	ND		ug/l	0.20	0.04
Pyrene	ND		ug/l	0.20	0.04
2-Methylnaphthalene	ND		ug/l	0.20	0.05
Pentachlorophenol	ND		ug/l	0.80	0.22
Hexachlorobenzene	ND		ug/l	0.80	0.03
Hexachloroethane	ND		ug/l	0.80	0.03

Project Name: CPG YONKERS NY
Project Number: Not Specified

Lab Number: L1642351
Report Date: 01/05/17

Method Blank Analysis
Batch Quality Control

Analytical Method: 1,8270D-SIM
Analytical Date: 01/03/17 08:08
Analyst: KL

Extraction Method: EPA 3510C
Extraction Date: 12/31/16 11:13

Parameter	Result	Qualifier	Units	RL	MDL
Semivolatile Organics by GC/MS-SIM - Westborough Lab for sample(s): 01-03 Batch: WG966271-1					

Surrogate	%Recovery	Qualifier	Acceptance Criteria
2-Fluorophenol	38		21-120
Phenol-d6	26		10-120
Nitrobenzene-d5	81		23-120
2-Fluorobiphenyl	59		15-120
2,4,6-Tribromophenol	84		10-120
4-Terphenyl-d14	62		41-149

Lab Control Sample Analysis
Batch Quality Control

Project Name: CPG YONKERS NY
Project Number: Not Specified

Lab Number: L1642351
Report Date: 01/05/17

Parameter	LCS %Recovery	Qual	LCSD %Recovery	Qual	%Recovery Limits	RPD	Qual	RPD Limits
Semivolatile Organics by GC/MS - Westborough Lab Associated sample(s): 01-03 Batch: WG966270-2 WG966270-3								
Acenaphthene	81		85		37-111	5		30
Benzidine	11		14		10-75	24		30
1,2,4-Trichlorobenzene	75		78		39-98	4		30
Hexachlorobenzene	83		84		40-140	1		30
Bis(2-chloroethyl)ether	84		86		40-140	2		30
2-Chloronaphthalene	81		83		40-140	2		30
1,2-Dichlorobenzene	72		74		40-140	3		30
1,3-Dichlorobenzene	68		72		40-140	6		30
1,4-Dichlorobenzene	70		72		36-97	3		30
3,3'-Dichlorobenzidine	71		73		40-140	3		30
2,4-Dinitrotoluene	94		95		48-143	1		30
2,6-Dinitrotoluene	95		94		40-140	1		30
Azobenzene	90		92		40-140	2		30
Fluoranthene	85		84		40-140	1		30
4-Chlorophenyl phenyl ether	82		84		40-140	2		30
4-Bromophenyl phenyl ether	83		84		40-140	1		30
Bis(2-chloroisopropyl)ether	84		87		40-140	4		30
Bis(2-chloroethoxy)methane	90		94		40-140	4		30
Hexachlorobutadiene	66		71		40-140	7		30
Hexachlorocyclopentadiene	69		70		40-140	1		30
Hexachloroethane	66		73		40-140	10		30

Lab Control Sample Analysis
Batch Quality Control

Project Name: CPG YONKERS NY
Project Number: Not Specified

Lab Number: L1642351
Report Date: 01/05/17

Parameter	LCS %Recovery	Qual	LCSD %Recovery	Qual	%Recovery Limits	RPD	Qual	RPD Limits
Semivolatile Organics by GC/MS - Westborough Lab Associated sample(s): 01-03 Batch: WG966270-2 WG966270-3								
Isophorone	88		89		40-140	1		30
Naphthalene	76		78		40-140	3		30
Nitrobenzene	90		93		40-140	3		30
NDPA/DPA	83		86		40-140	4		30
n-Nitrosodi-n-propylamine	93		92		29-132	1		30
Bis(2-ethylhexyl)phthalate	92		94		40-140	2		30
Butyl benzyl phthalate	92		92		40-140	0		30
Di-n-butylphthalate	86		86		40-140	0		30
Di-n-octylphthalate	96		98		40-140	2		30
Diethyl phthalate	86		87		40-140	1		30
Dimethyl phthalate	87		87		40-140	0		30
Benzo(a)anthracene	84		86		40-140	2		30
Benzo(a)pyrene	86		88		40-140	2		30
Benzo(b)fluoranthene	86		89		40-140	3		30
Benzo(k)fluoranthene	83		86		40-140	4		30
Chrysene	83		85		40-140	2		30
Acenaphthylene	82		84		45-123	2		30
Anthracene	84		83		40-140	1		30
Benzo(ghi)perylene	83		85		40-140	2		30
Fluorene	84		86		40-140	2		30
Phenanthrene	83		83		40-140	0		30

Lab Control Sample Analysis
Batch Quality Control

Project Name: CPG YONKERS NY
Project Number: Not Specified

Lab Number: L1642351
Report Date: 01/05/17

Parameter	LCS %Recovery	Qual	LCSD %Recovery	Qual	%Recovery Limits	RPD	Qual	RPD Limits
Semivolatile Organics by GC/MS - Westborough Lab Associated sample(s): 01-03 Batch: WG966270-2 WG966270-3								
Dibenzo(a,h)anthracene	83		83		40-140	0		30
Indeno(1,2,3-cd)pyrene	86		86		40-140	0		30
Pyrene	83		83		26-127	0		30
Biphenyl	87		88		40-140	1		30
4-Chloroaniline	82		82		40-140	0		30
1-Methylnaphthalene	83		83		41-103	0		30
2-Nitroaniline	91		94		52-143	3		30
3-Nitroaniline	78		80		25-145	3		30
4-Nitroaniline	88		91		51-143	3		30
Dibenzofuran	79		83		40-140	5		30
2-Methylnaphthalene	80		82		40-140	2		30
1,2,4,5-Tetrachlorobenzene	80		81		2-134	1		30
Acetophenone	98		102		39-129	4		30
n-Nitrosodimethylamine	47		50		22-74	6		30
2,4,6-Trichlorophenol	94		94		30-130	0		30
p-Chloro-m-cresol	**99**	Q	**100**	Q	23-97	1		30
2-Chlorophenol	82		86		27-123	5		30
2,4-Dichlorophenol	96		97		30-130	1		30
2,4-Dimethylphenol	91		95		30-130	4		30
2-Nitrophenol	92		96		30-130	4		30
4-Nitrophenol	60		62		10-80	3		30

Lab Control Sample Analysis
Batch Quality Control

Project Name: CPG YONKERS NY
Project Number: Not Specified

Lab Number: L1642351
Report Date: 01/05/17

Parameter	LCS %Recovery	Qual	LCSD %Recovery	Qual	%Recovery Limits	RPD	Qual	RPD Limits
Semivolatile Organics by GC/MS - Westborough Lab Associated sample(s): 01-03 Batch: WG966270-2 WG966270-3								
2,4-Dinitrophenol	80		81		20-130	1		30
4,6-Dinitro-o-cresol	85		86		20-164	1		30
Pentachlorophenol	71		72		9-103	1		30
Phenol	40		42		12-110	5		30
2-Methylphenol	83		86		30-130	4		30
3-Methylphenol/4-Methylphenol	79		82		30-130	4		30
2,4,5-Trichlorophenol	93		92		30-130	1		30
Benzoic Acid	36		39		10-164	8		30
Benzyl Alcohol	83		86		26-116	4		30
Carbazole	86		86		55-144	0		30
Parathion, ethyl	95		93		40-140	2		30
Atrazine	96		98		40-140	2		30
Benzaldehyde	90		96		40-140	6		30
Caprolactam	30		30		10-130	0		30
2,3,4,6-Tetrachlorophenol	86		87		40-140	1		30

Lab Control Sample Analysis
Batch Quality Control

Project Name: CPG YONKERS NY
Project Number: Not Specified

Lab Number: L1642351
Report Date: 01/05/17

Parameter	LCS %Recovery	Qual	LCSD %Recovery	Qual	%Recovery Limits	RPD	Qual	RPD Limits
Semivolatile Organics by GC/MS - Westborough Lab Associated sample(s): 01-03 Batch: WG966270-2 WG966270-3								

Surrogate	LCS %Recovery	Qual	LCSD %Recovery	Qual	Acceptance Criteria
2-Fluorophenol	56		57		21-120
Phenol-d6	43		44		10-120
Nitrobenzene-d5	88		89		23-120
2-Fluorobiphenyl	80		77		15-120
2,4,6-Tribromophenol	78		79		10-120
4-Terphenyl-d14	78		76		41-149

Lab Control Sample Analysis
Batch Quality Control

Project Name: CPG YONKERS NY
Project Number: Not Specified

Lab Number: L1642351
Report Date: 01/05/17

Parameter	LCS %Recovery	Qual	LCSD %Recovery	Qual	%Recovery Limits	RPD	Qual	RPD Limits
Semivolatile Organics by GC/MS-SIM - Westborough Lab Associated sample(s): 01-03 Batch: WG966271-2 WG966271-3								
Acenaphthene	67		54		37-111	21		40
2-Chloronaphthalene	70		69		40-140	1		40
Fluoranthene	92		47		40-140	**65**	Q	40
Hexachlorobutadiene	69		61		40-140	12		40
Naphthalene	64		49		40-140	27		40
Benzo(a)anthracene	71		58		40-140	20		40
Benzo(a)pyrene	72		60		40-140	18		40
Benzo(b)fluoranthene	73		63		40-140	15		40
Benzo(k)fluoranthene	68		56		40-140	19		40
Chrysene	66		56		40-140	16		40
Acenaphthylene	74		74		40-140	0		40
Anthracene	72		57		40-140	23		40
Benzo(ghi)perylene	72		60		40-140	18		40
Fluorene	58		56		40-140	4		40
Phenanthrene	67		53		40-140	23		40
Dibenzo(a,h)anthracene	68		58		40-140	16		40
Indeno(1,2,3-cd)pyrene	70		59		40-140	17		40
Pyrene	90		40		26-127	**77**	Q	40
1-Methylnaphthalene	68		66		40-140	3		40
2-Methylnaphthalene	68		66		40-140	3		40
Pentachlorophenol	80		59		9-103	30		40

Lab Control Sample Analysis
Batch Quality Control

Project Name: CPG YONKERS NY
Project Number: Not Specified

Lab Number: L1642351
Report Date: 01/05/17

Parameter	LCS %Recovery	Qual	LCSD %Recovery	Qual	%Recovery Limits	RPD	Qual	RPD Limits
Semivolatile Organics by GC/MS-SIM - Westborough Lab Associated sample(s): 01-03 Batch: WG966271-2 WG966271-3								
Hexachlorobenzene	89		61		40-140	37		40
Hexachloroethane	71		51		40-140	33		40

Surrogate	LCS %Recovery	Qual	LCSD %Recovery	Qual	Acceptance Criteria
2-Fluorophenol	36		35		21-120
Phenol-d6	26		22		10-120
Nitrobenzene-d5	85		63		23-120
2-Fluorobiphenyl	67		65		15-120
2,4,6-Tribromophenol	62		60		10-120
4-Terphenyl-d14	81		**38**	Q	41-149

PCBS

Project Name: CPG YONKERS NY
Project Number: Not Specified
Lab Number: L1642351
Report Date: 01/05/17

SAMPLE RESULTS

Lab ID:	L1642351-01	Date Collected:	12/28/16 10:35
Client ID:	MW-B-5	Date Received:	12/28/16
Sample Location:	Not Specified	Field Prep:	Not Specified
Matrix:	Water	Extraction Method:	EPA 3510C
Analytical Method:	1,8082A	Extraction Date:	12/31/16 15:49
Analytical Date:	01/02/17 19:24	Cleanup Method:	EPA 3665A
Analyst:	JW	Cleanup Date:	01/02/17
		Cleanup Method:	EPA 3660B
		Cleanup Date:	01/02/17

Parameter	Result	Qualifier	Units	RL	MDL	Dilution Factor	Column
Polychlorinated Biphenyls by GC - Westborough Lab							
Aroclor 1016	ND		ug/l	0.083	0.055	1	A
Aroclor 1221	ND		ug/l	0.083	0.053	1	A
Aroclor 1232	ND		ug/l	0.083	0.031	1	A
Aroclor 1242	ND		ug/l	0.083	0.060	1	A
Aroclor 1248	ND		ug/l	0.083	0.051	1	A
Aroclor 1254	ND		ug/l	0.083	0.034	1	A
Aroclor 1260	ND		ug/l	0.083	0.032	1	A
Aroclor 1262	ND		ug/l	0.083	0.029	1	A
Aroclor 1268	ND		ug/l	0.083	0.038	1	A
PCBs, Total	ND		ug/l	0.083	0.029	1	A

Surrogate	% Recovery	Qualifier	Acceptance Criteria	Column
2,4,5,6-Tetrachloro-m-xylene	88		30-150	A
Decachlorobiphenyl	90		30-150	A
2,4,5,6-Tetrachloro-m-xylene	85		30-150	B
Decachlorobiphenyl	83		30-150	B

Project Name: CPG YONKERS NY
Project Number: Not Specified
Lab Number: L1642351
Report Date: 01/05/17

SAMPLE RESULTS

Lab ID:	L1642351-02	Date Collected:	12/28/16 11:50
Client ID:	MW-B-10	Date Received:	12/28/16
Sample Location:	Not Specified	Field Prep:	Not Specified
Matrix:	Water	Extraction Method:	EPA 3510C
Analytical Method:	1,8082A	Extraction Date:	12/31/16 15:49
Analytical Date:	01/02/17 19:38	Cleanup Method:	EPA 3665A
Analyst:	JW	Cleanup Date:	01/02/17
		Cleanup Method:	EPA 3660B
		Cleanup Date:	01/02/17

Parameter	Result	Qualifier	Units	RL	MDL	Dilution Factor	Column
Polychlorinated Biphenyls by GC - Westborough Lab							
Aroclor 1016	ND		ug/l	0.083	0.055	1	A
Aroclor 1221	ND		ug/l	0.083	0.053	1	A
Aroclor 1232	ND		ug/l	0.083	0.031	1	A
Aroclor 1242	ND		ug/l	0.083	0.060	1	A
Aroclor 1248	ND		ug/l	0.083	0.051	1	A
Aroclor 1254	ND		ug/l	0.083	0.034	1	A
Aroclor 1260	ND		ug/l	0.083	0.032	1	A
Aroclor 1262	ND		ug/l	0.083	0.029	1	A
Aroclor 1268	ND		ug/l	0.083	0.038	1	A
PCBs, Total	ND		ug/l	0.083	0.029	1	A

Surrogate	% Recovery	Qualifier	Acceptance Criteria	Column
2,4,5,6-Tetrachloro-m-xylene	89		30-150	A
Decachlorobiphenyl	72		30-150	A
2,4,5,6-Tetrachloro-m-xylene	95		30-150	B
Decachlorobiphenyl	72		30-150	B

Project Name: CPG YONKERS NY
Project Number: Not Specified
Lab Number: L1642351
Report Date: 01/05/17

SAMPLE RESULTS

Lab ID:	L1642351-03	Date Collected:	12/28/16 13:00
Client ID:	MW-B-12	Date Received:	12/28/16
Sample Location:	Not Specified	Field Prep:	Not Specified
Matrix:	Water	Extraction Method:	EPA 3510C
Analytical Method:	1,8082A	Extraction Date:	12/31/16 15:49
Analytical Date:	01/02/17 19:51	Cleanup Method:	EPA 3665A
Analyst:	JW	Cleanup Date:	01/02/17
		Cleanup Method:	EPA 3660B
		Cleanup Date:	01/02/17

Parameter	Result	Qualifier	Units	RL	MDL	Dilution Factor	Column
Polychlorinated Biphenyls by GC - Westborough Lab							
Aroclor 1016	ND		ug/l	0.083	0.055	1	A
Aroclor 1221	ND		ug/l	0.083	0.053	1	A
Aroclor 1232	ND		ug/l	0.083	0.031	1	A
Aroclor 1242	ND		ug/l	0.083	0.060	1	A
Aroclor 1248	ND		ug/l	0.083	0.051	1	A
Aroclor 1254	ND		ug/l	0.083	0.034	1	A
Aroclor 1260	ND		ug/l	0.083	0.032	1	A
Aroclor 1262	ND		ug/l	0.083	0.029	1	A
Aroclor 1268	ND		ug/l	0.083	0.038	1	A
PCBs, Total	ND		ug/l	0.083	0.029	1	A

Surrogate	% Recovery	Qualifier	Acceptance Criteria	Column
2,4,5,6-Tetrachloro-m-xylene	84		30-150	A
Decachlorobiphenyl	66		30-150	A
2,4,5,6-Tetrachloro-m-xylene	87		30-150	B
Decachlorobiphenyl	63		30-150	B

Project Name: CPG YONKERS NY
Project Number: Not Specified

Lab Number: L1642351
Report Date: 01/05/17

Method Blank Analysis
Batch Quality Control

Analytical Method: 1,8082A
Analytical Date: 01/02/17 20:19
Analyst: JW

Extraction Method: EPA 3510C
Extraction Date: 12/31/16 15:49
Cleanup Method: EPA 3665A
Cleanup Date: 01/02/17
Cleanup Method: EPA 3660B
Cleanup Date: 01/02/17

Parameter	Result	Qualifier	Units	RL	MDL	Column
Polychlorinated Biphenyls by GC - Westborough Lab for sample(s): 01-03 Batch: WG966290-1						
Aroclor 1016	ND		ug/l	0.083	0.055	A
Aroclor 1221	ND		ug/l	0.083	0.053	A
Aroclor 1232	ND		ug/l	0.083	0.031	A
Aroclor 1242	ND		ug/l	0.083	0.060	A
Aroclor 1248	ND		ug/l	0.083	0.051	A
Aroclor 1254	ND		ug/l	0.083	0.034	A
Aroclor 1260	ND		ug/l	0.083	0.032	A
Aroclor 1262	ND		ug/l	0.083	0.029	A
Aroclor 1268	ND		ug/l	0.083	0.038	A
PCBs, Total	ND		ug/l	0.083	0.029	A

Surrogate	%Recovery	Qualifier	Acceptance Criteria	Column
2,4,5,6-Tetrachloro-m-xylene	85		30-150	A
Decachlorobiphenyl	76		30-150	A
2,4,5,6-Tetrachloro-m-xylene	89		30-150	B
Decachlorobiphenyl	71		30-150	B

Lab Control Sample Analysis
Batch Quality Control

Project Name: CPG YONKERS NY
Project Number: Not Specified

Lab Number: L1642351
Report Date: 01/05/17

Parameter	LCS %Recovery	Qual	LCSD %Recovery	Qual	%Recovery Limits	RPD	Qual	RPD Limits	Column
Polychlorinated Biphenyls by GC - Westborough Lab Associated sample(s): 01-03 Batch: WG966290-2 WG966290-3									
Aroclor 1016	88		86		40-140	3		50	A
Aroclor 1260	84		82		40-140	2		50	A

Surrogate	LCS %Recovery	Qual	LCSD %Recovery	Qual	Acceptance Criteria	Column
2,4,5,6-Tetrachloro-m-xylene	84		80		30-150	A
Decachlorobiphenyl	78		66		30-150	A
2,4,5,6-Tetrachloro-m-xylene	87		82		30-150	B
Decachlorobiphenyl	75		61		30-150	B

PESTICIDES

Project Name: CPG YONKERS NY
Project Number: Not Specified
Lab Number: L1642351
Report Date: 01/05/17

SAMPLE RESULTS

Lab ID: L1642351-01
Client ID: MW-B-5
Sample Location: Not Specified
Matrix: Water
Analytical Method: 1,8081B
Analytical Date: 01/03/17 22:39
Analyst: JW

Date Collected: 12/28/16 10:35
Date Received: 12/28/16
Field Prep: Not Specified
Extraction Method: EPA 3510C
Extraction Date: 12/31/16 16:39

Parameter	Result	Qualifier	Units	RL	MDL	Dilution Factor	Column
Organochlorine Pesticides by GC - Westborough Lab							
Delta-BHC	ND		ug/l	0.020	0.005	1	A
Lindane	ND		ug/l	0.020	0.004	1	A
Alpha-BHC	ND		ug/l	0.020	0.004	1	A
Beta-BHC	ND		ug/l	0.020	0.006	1	A
Heptachlor	ND		ug/l	0.020	0.003	1	A
Aldrin	ND		ug/l	0.020	0.002	1	A
Heptachlor epoxide	ND		ug/l	0.020	0.004	1	A
Endrin	ND		ug/l	0.040	0.004	1	A
Endrin aldehyde	ND		ug/l	0.040	0.008	1	A
Endrin ketone	ND		ug/l	0.040	0.005	1	A
Dieldrin	ND		ug/l	0.040	0.004	1	A
4,4'-DDE	ND		ug/l	0.040	0.004	1	A
4,4'-DDD	ND		ug/l	0.040	0.005	1	A
4,4'-DDT	ND		ug/l	0.040	0.004	1	A
Endosulfan I	ND		ug/l	0.020	0.003	1	A
Endosulfan II	ND		ug/l	0.040	0.005	1	A
Endosulfan sulfate	ND		ug/l	0.040	0.005	1	A
Methoxychlor	ND		ug/l	0.200	0.007	1	A
Toxaphene	ND		ug/l	0.200	0.063	1	A
cis-Chlordane	ND		ug/l	0.020	0.007	1	A
trans-Chlordane	ND		ug/l	0.020	0.006	1	A
Chlordane	ND		ug/l	0.200	0.046	1	A

Surrogate	% Recovery	Qualifier	Acceptance Criteria	Column
2,4,5,6-Tetrachloro-m-xylene	95		30-150	A
Decachlorobiphenyl	103		30-150	A
2,4,5,6-Tetrachloro-m-xylene	95		30-150	B
Decachlorobiphenyl	101		30-150	B

Project Name: CPG YONKERS NY
Project Number: Not Specified
Lab Number: L1642351
Report Date: 01/05/17

SAMPLE RESULTS

Lab ID: L1642351-02
Client ID: MW-B-10
Sample Location: Not Specified
Matrix: Water
Analytical Method: 1,8081B
Analytical Date: 01/03/17 22:52
Analyst: JW

Date Collected: 12/28/16 11:50
Date Received: 12/28/16
Field Prep: Not Specified
Extraction Method: EPA 3510C
Extraction Date: 12/31/16 16:39

Parameter	Result	Qualifier	Units	RL	MDL	Dilution Factor	Column
Organochlorine Pesticides by GC - Westborough Lab							
Delta-BHC	ND		ug/l	0.020	0.005	1	A
Lindane	ND		ug/l	0.020	0.004	1	A
Alpha-BHC	ND		ug/l	0.020	0.004	1	A
Beta-BHC	ND		ug/l	0.020	0.006	1	A
Heptachlor	ND		ug/l	0.020	0.003	1	A
Aldrin	ND		ug/l	0.020	0.002	1	A
Heptachlor epoxide	ND		ug/l	0.020	0.004	1	A
Endrin	ND		ug/l	0.040	0.004	1	A
Endrin aldehyde	ND		ug/l	0.040	0.008	1	A
Endrin ketone	ND		ug/l	0.040	0.005	1	A
Dieldrin	ND		ug/l	0.040	0.004	1	A
4,4'-DDE	ND		ug/l	0.040	0.004	1	A
4,4'-DDD	ND		ug/l	0.040	0.005	1	A
4,4'-DDT	ND		ug/l	0.040	0.004	1	A
Endosulfan I	ND		ug/l	0.020	0.003	1	A
Endosulfan II	ND		ug/l	0.040	0.005	1	A
Endosulfan sulfate	ND		ug/l	0.040	0.005	1	A
Methoxychlor	ND		ug/l	0.200	0.007	1	A
Toxaphene	ND		ug/l	0.200	0.063	1	A
cis-Chlordane	ND		ug/l	0.020	0.007	1	A
trans-Chlordane	ND		ug/l	0.020	0.006	1	A
Chlordane	ND		ug/l	0.200	0.046	1	A

Surrogate	% Recovery	Qualifier	Acceptance Criteria	Column
2,4,5,6-Tetrachloro-m-xylene	76		30-150	A
Decachlorobiphenyl	70		30-150	A
2,4,5,6-Tetrachloro-m-xylene	82		30-150	B
Decachlorobiphenyl	78		30-150	B

Project Name: CPG YONKERS NY
Project Number: Not Specified
Lab Number: L1642351
Report Date: 01/05/17

SAMPLE RESULTS

Lab ID: L1642351-03
Client ID: MW-B-12
Sample Location: Not Specified
Matrix: Water
Analytical Method: 1,8081B
Analytical Date: 01/03/17 23:05
Analyst: JW

Date Collected: 12/28/16 13:00
Date Received: 12/28/16
Field Prep: Not Specified
Extraction Method: EPA 3510C
Extraction Date: 12/31/16 16:39

Parameter	Result	Qualifier	Units	RL	MDL	Dilution Factor	Column
Organochlorine Pesticides by GC - Westborough Lab							
Delta-BHC	ND		ug/l	0.020	0.005	1	A
Lindane	ND		ug/l	0.020	0.004	1	A
Alpha-BHC	ND		ug/l	0.020	0.004	1	A
Beta-BHC	ND		ug/l	0.020	0.006	1	A
Heptachlor	ND		ug/l	0.020	0.003	1	A
Aldrin	ND		ug/l	0.020	0.002	1	A
Heptachlor epoxide	ND		ug/l	0.020	0.004	1	A
Endrin	ND		ug/l	0.040	0.004	1	A
Endrin aldehyde	ND		ug/l	0.040	0.008	1	A
Endrin ketone	ND		ug/l	0.040	0.005	1	A
Dieldrin	ND		ug/l	0.040	0.004	1	A
4,4'-DDE	ND		ug/l	0.040	0.004	1	A
4,4'-DDD	ND		ug/l	0.040	0.005	1	A
4,4'-DDT	ND		ug/l	0.040	0.004	1	A
Endosulfan I	ND		ug/l	0.020	0.003	1	A
Endosulfan II	ND		ug/l	0.040	0.005	1	A
Endosulfan sulfate	ND		ug/l	0.040	0.005	1	A
Methoxychlor	ND		ug/l	0.200	0.007	1	A
Toxaphene	ND		ug/l	0.200	0.063	1	A
cis-Chlordane	ND		ug/l	0.020	0.007	1	A
trans-Chlordane	ND		ug/l	0.020	0.006	1	A
Chlordane	ND		ug/l	0.200	0.046	1	A

Surrogate	% Recovery	Qualifier	Acceptance Criteria	Column
2,4,5,6-Tetrachloro-m-xylene	84		30-150	A
Decachlorobiphenyl	83		30-150	A
2,4,5,6-Tetrachloro-m-xylene	91		30-150	B
Decachlorobiphenyl	93		30-150	B

Project Name: CPG YONKERS NY
Project Number: Not Specified

Lab Number: L1642351
Report Date: 01/05/17

Method Blank Analysis
Batch Quality Control

Analytical Method: 1,8081B
Analytical Date: 01/03/17 17:56
Analyst: KEG

Extraction Method: EPA 3510C
Extraction Date: 12/31/16 16:39

Parameter	Result	Qualifier	Units	RL	MDL	Column
Organochlorine Pesticides by GC - Westborough Lab for sample(s): 01-03 Batch: WG966295-1						
Delta-BHC	ND		ug/l	0.020	0.005	A
Lindane	ND		ug/l	0.020	0.004	A
Alpha-BHC	ND		ug/l	0.020	0.004	A
Beta-BHC	ND		ug/l	0.020	0.006	A
Heptachlor	ND		ug/l	0.020	0.003	A
Aldrin	ND		ug/l	0.020	0.002	A
Heptachlor epoxide	ND		ug/l	0.020	0.004	A
Endrin	ND		ug/l	0.040	0.004	A
Endrin aldehyde	ND		ug/l	0.040	0.008	A
Endrin ketone	ND		ug/l	0.040	0.005	A
Dieldrin	ND		ug/l	0.040	0.004	A
4,4'-DDE	ND		ug/l	0.040	0.004	A
4,4'-DDD	ND		ug/l	0.040	0.005	A
4,4'-DDT	ND		ug/l	0.040	0.004	A
Endosulfan I	ND		ug/l	0.020	0.003	A
Endosulfan II	ND		ug/l	0.040	0.005	A
Endosulfan sulfate	ND		ug/l	0.040	0.005	A
Methoxychlor	ND		ug/l	0.200	0.007	A
Toxaphene	ND		ug/l	0.200	0.063	A
cis-Chlordane	ND		ug/l	0.020	0.007	A
trans-Chlordane	ND		ug/l	0.020	0.006	A
Chlordane	ND		ug/l	0.200	0.046	A

Project Name: CPG YONKERS NY
Project Number: Not Specified

Lab Number: L1642351
Report Date: 01/05/17

Method Blank Analysis
Batch Quality Control

Analytical Method: 1,8081B
Analytical Date: 01/03/17 17:56
Analyst: KEG

Extraction Method: EPA 3510C
Extraction Date: 12/31/16 16:39

Parameter	Result	Qualifier	Units	RL	MDL
Organochlorine Pesticides by GC - Westborough Lab for sample(s): 01-03 Batch: WG966295-1					

Surrogate	%Recovery	Qualifier	Acceptance Criteria	Column
2,4,5,6-Tetrachloro-m-xylene	95		30-150	A
Decachlorobiphenyl	93		30-150	A
2,4,5,6-Tetrachloro-m-xylene	83		30-150	B
Decachlorobiphenyl	77		30-150	B

Lab Control Sample Analysis
Batch Quality Control

Project Name: CPG YONKERS NY
Project Number: Not Specified

Lab Number: L1642351
Report Date: 01/05/17

Parameter	LCS %Recovery	Qual	LCSD %Recovery	Qual	%Recovery Limits	RPD	Qual	RPD Limits	Column
Organochlorine Pesticides by GC - Westborough Lab Associated sample(s): 01-03 Batch: WG966295-2 WG966295-3									
Delta-BHC	113		112		30-150	1		20	A
Lindane	114		112		30-150	2		20	A
Alpha-BHC	124		121		30-150	2		20	A
Beta-BHC	112		114		30-150	2		20	A
Heptachlor	104		102		30-150	2		20	A
Aldrin	109		103		30-150	6		20	A
Heptachlor epoxide	115		114		30-150	1		20	A
Endrin	107		108		30-150	1		20	A
Endrin aldehyde	113		111		30-150	2		20	A
Endrin ketone	121		121		30-150	0		20	A
Dieldrin	120		118		30-150	2		20	A
4,4'-DDE	111		109		30-150	2		20	A
4,4'-DDD	110		110		30-150	0		20	A
4,4'-DDT	109		110		30-150	1		20	A
Endosulfan I	116		114		30-150	2		20	A
Endosulfan II	112		111		30-150	1		20	A
Endosulfan sulfate	121		123		30-150	2		20	A
Methoxychlor	116		118		30-150	2		20	A
cis-Chlordane	111		108		30-150	3		20	A
trans-Chlordane	111		109		30-150	2		20	A

Lab Control Sample Analysis
Batch Quality Control

Project Name: CPG YONKERS NY
Project Number: Not Specified

Lab Number: L1642351
Report Date: 01/05/17

Parameter	LCS %Recovery	Qual	LCSD %Recovery	Qual	%Recovery Limits	RPD	Qual	RPD Limits
Organochlorine Pesticides by GC - Westborough Lab Associated sample(s): 01-03 Batch: WG966295-2 WG966295-3								

Surrogate	LCS %Recovery	Qual	LCSD %Recovery	Qual	Acceptance Criteria	Column
2,4,5,6-Tetrachloro-m-xylene	93		83		30-150	A
Decachlorobiphenyl	97		92		30-150	A
2,4,5,6-Tetrachloro-m-xylene	81		72		30-150	B
Decachlorobiphenyl	80		75		30-150	B

METALS

Project Name: CPG YONKERS NY
Project Number: Not Specified
Lab Number: L1642351
Report Date: 01/05/17

SAMPLE RESULTS

Lab ID: L1642351-01
Client ID: MW-B-5
Sample Location: Not Specified
Matrix: Water

Date Collected: 12/28/16 10:35
Date Received: 12/28/16
Field Prep: Not Specified

Parameter	Result	Qualifier	Units	RL	MDL	Dilution Factor	Date Prepared	Date Analyzed	Prep Method	Analytical Method	Analyst
Total Metals - Mansfield Lab											
Aluminum, Total	0.26		mg/l	0.10	0.032	1	01/04/17 10:38	01/04/17 16:49	EPA 3005A	1,6010C	AB
Antimony, Total	0.0162	J	mg/l	0.0500	0.0071	1	01/04/17 10:38	01/04/17 16:49	EPA 3005A	1,6010C	AB
Arsenic, Total	0.0051		mg/l	0.0050	0.0019	1	01/04/17 10:38	01/04/17 16:49	EPA 3005A	1,6010C	AB
Barium, Total	0.165		mg/l	0.0100	0.0021	1	01/04/17 10:38	01/04/17 16:49	EPA 3005A	1,6010C	AB
Beryllium, Total	ND		mg/l	0.0050	0.0009	1	01/04/17 10:38	01/04/17 16:49	EPA 3005A	1,6010C	AB
Cadmium, Total	ND		mg/l	0.0050	0.0010	1	01/04/17 10:38	01/04/17 16:49	EPA 3005A	1,6010C	AB
Calcium, Total	98.		mg/l	0.10	0.035	1	01/04/17 10:38	01/04/17 16:49	EPA 3005A	1,6010C	AB
Chromium, Total	0.0032	J	mg/l	0.010	0.0021	1	01/04/17 10:38	01/04/17 16:49	EPA 3005A	1,6010C	AB
Cobalt, Total	ND		mg/l	0.0200	0.0017	1	01/04/17 10:38	01/04/17 16:49	EPA 3005A	1,6010C	AB
Copper, Total	0.0046	J	mg/l	0.0100	0.0022	1	01/04/17 10:38	01/04/17 16:49	EPA 3005A	1,6010C	AB
Iron, Total	0.60		mg/l	0.050	0.0090	1	01/04/17 10:38	01/04/17 16:49	EPA 3005A	1,6010C	AB
Lead, Total	0.0061	J	mg/l	0.0100	0.0027	1	01/04/17 10:38	01/04/17 16:49	EPA 3005A	1,6010C	AB
Magnesium, Total	31.		mg/l	0.10	0.015	1	01/04/17 10:38	01/04/17 16:49	EPA 3005A	1,6010C	AB
Manganese, Total	0.903		mg/l	0.0100	0.0016	1	01/04/17 10:38	01/04/17 16:49	EPA 3005A	1,6010C	AB
Mercury, Total	ND		mg/l	0.00020	0.00006	1	12/30/16 10:40	01/03/17 21:27	EPA 7470A	1,7470A	EA
Nickel, Total	0.0025	J	mg/l	0.0250	0.0024	1	01/04/17 10:38	01/04/17 16:49	EPA 3005A	1,6010C	AB
Potassium, Total	6.7		mg/l	2.5	0.24	1	01/04/17 10:38	01/04/17 16:49	EPA 3005A	1,6010C	AB
Selenium, Total	ND		mg/l	0.0100	0.0035	1	01/04/17 10:38	01/04/17 16:49	EPA 3005A	1,6010C	AB
Silver, Total	ND		mg/l	0.0070	0.0028	1	01/04/17 10:38	01/04/17 16:49	EPA 3005A	1,6010C	AB
Sodium, Total	270		mg/l	2.0	0.12	1	01/04/17 10:38	01/04/17 16:49	EPA 3005A	1,6010C	AB
Thallium, Total	ND		mg/l	0.0200	0.0025	1	01/04/17 10:38	01/04/17 16:49	EPA 3005A	1,6010C	AB
Vanadium, Total	0.0031	J	mg/l	0.0100	0.0020	1	01/04/17 10:38	01/04/17 16:49	EPA 3005A	1,6010C	AB
Zinc, Total	0.0053	J	mg/l	0.0500	0.0021	1	01/04/17 10:38	01/04/17 16:49	EPA 3005A	1,6010C	AB

Project Name: CPG YONKERS NY
Project Number: Not Specified
Lab Number: L1642351
Report Date: 01/05/17

SAMPLE RESULTS

Lab ID: L1642351-02
Client ID: MW-B-10
Sample Location: Not Specified
Matrix: Water

Date Collected: 12/28/16 11:50
Date Received: 12/28/16
Field Prep: Not Specified

Parameter	Result	Qualifier	Units	RL	MDL	Dilution Factor	Date Prepared	Date Analyzed	Prep Method	Analytical Method	Analyst
Total Metals - Mansfield Lab											
Aluminum, Total	25.		mg/l	0.10	0.032	1	01/04/17 10:38	01/04/17 16:54	EPA 3005A	1,6010C	AB
Antimony, Total	ND		mg/l	0.0500	0.0071	1	01/04/17 10:38	01/04/17 16:54	EPA 3005A	1,6010C	AB
Arsenic, Total	0.0078		mg/l	0.0050	0.0019	1	01/04/17 10:38	01/04/17 16:54	EPA 3005A	1,6010C	AB
Barium, Total	0.329		mg/l	0.0100	0.0021	1	01/04/17 10:38	01/04/17 16:54	EPA 3005A	1,6010C	AB
Beryllium, Total	ND		mg/l	0.0050	0.0009	1	01/04/17 10:38	01/04/17 16:54	EPA 3005A	1,6010C	AB
Cadmium, Total	ND		mg/l	0.0050	0.0010	1	01/04/17 10:38	01/04/17 16:54	EPA 3005A	1,6010C	AB
Calcium, Total	140		mg/l	0.10	0.035	1	01/04/17 10:38	01/04/17 16:54	EPA 3005A	1,6010C	AB
Chromium, Total	0.058		mg/l	0.010	0.0021	1	01/04/17 10:38	01/04/17 16:54	EPA 3005A	1,6010C	AB
Cobalt, Total	0.0236		mg/l	0.0200	0.0017	1	01/04/17 10:38	01/04/17 16:54	EPA 3005A	1,6010C	AB
Copper, Total	0.107		mg/l	0.0100	0.0022	1	01/04/17 10:38	01/04/17 16:54	EPA 3005A	1,6010C	AB
Iron, Total	32.		mg/l	0.050	0.0090	1	01/04/17 10:38	01/04/17 16:54	EPA 3005A	1,6010C	AB
Lead, Total	0.0109		mg/l	0.0100	0.0027	1	01/04/17 10:38	01/04/17 16:54	EPA 3005A	1,6010C	AB
Magnesium, Total	56.		mg/l	0.10	0.015	1	01/04/17 10:38	01/04/17 16:54	EPA 3005A	1,6010C	AB
Manganese, Total	2.14		mg/l	0.0100	0.0016	1	01/04/17 10:38	01/04/17 16:54	EPA 3005A	1,6010C	AB
Mercury, Total	ND		mg/l	0.00020	0.00006	1	12/30/16 10:40	01/03/17 21:29	EPA 7470A	1,7470A	EA
Nickel, Total	0.0567		mg/l	0.0250	0.0024	1	01/04/17 10:38	01/04/17 16:54	EPA 3005A	1,6010C	AB
Potassium, Total	7.5		mg/l	2.5	0.24	1	01/04/17 10:38	01/04/17 16:54	EPA 3005A	1,6010C	AB
Selenium, Total	ND		mg/l	0.0100	0.0035	1	01/04/17 10:38	01/04/17 16:54	EPA 3005A	1,6010C	AB
Silver, Total	ND		mg/l	0.0070	0.0028	1	01/04/17 10:38	01/04/17 16:54	EPA 3005A	1,6010C	AB
Sodium, Total	140		mg/l	2.0	0.12	1	01/04/17 10:38	01/04/17 16:54	EPA 3005A	1,6010C	AB
Thallium, Total	ND		mg/l	0.0200	0.0025	1	01/04/17 10:38	01/04/17 16:54	EPA 3005A	1,6010C	AB
Vanadium, Total	0.0296		mg/l	0.0100	0.0020	1	01/04/17 10:38	01/04/17 16:54	EPA 3005A	1,6010C	AB
Zinc, Total	0.0516		mg/l	0.0500	0.0021	1	01/04/17 10:38	01/04/17 16:54	EPA 3005A	1,6010C	AB

Project Name: CPG YONKERS NY
Project Number: Not Specified
Lab Number: L1642351
Report Date: 01/05/17

SAMPLE RESULTS

Lab ID: L1642351-03
Client ID: MW-B-12
Sample Location: Not Specified
Matrix: Water

Date Collected: 12/28/16 13:00
Date Received: 12/28/16
Field Prep: Not Specified

Parameter	Result	Qualifier	Units	RL	MDL	Dilution Factor	Date Prepared	Date Analyzed	Prep Method	Analytical Method	Analyst
Total Metals - Mansfield Lab											
Aluminum, Total	7.7		mg/l	0.10	0.032	1	01/04/17 10:38	01/04/17 16:58	EPA 3005A	1,6010C	AB
Antimony, Total	ND		mg/l	0.0500	0.0071	1	01/04/17 10:38	01/04/17 16:58	EPA 3005A	1,6010C	AB
Arsenic, Total	0.0060		mg/l	0.0050	0.0019	1	01/04/17 10:38	01/04/17 16:58	EPA 3005A	1,6010C	AB
Barium, Total	0.165		mg/l	0.0100	0.0021	1	01/04/17 10:38	01/04/17 16:58	EPA 3005A	1,6010C	AB
Beryllium, Total	ND		mg/l	0.0050	0.0009	1	01/04/17 10:38	01/04/17 16:58	EPA 3005A	1,6010C	AB
Cadmium, Total	ND		mg/l	0.0050	0.0010	1	01/04/17 10:38	01/04/17 16:58	EPA 3005A	1,6010C	AB
Calcium, Total	120		mg/l	0.10	0.035	1	01/04/17 10:38	01/04/17 16:58	EPA 3005A	1,6010C	AB
Chromium, Total	0.024		mg/l	0.010	0.0021	1	01/04/17 10:38	01/04/17 16:58	EPA 3005A	1,6010C	AB
Cobalt, Total	0.0066	J	mg/l	0.0200	0.0017	1	01/04/17 10:38	01/04/17 16:58	EPA 3005A	1,6010C	AB
Copper, Total	0.0321		mg/l	0.0100	0.0022	1	01/04/17 10:38	01/04/17 16:58	EPA 3005A	1,6010C	AB
Iron, Total	9.4		mg/l	0.050	0.0090	1	01/04/17 10:38	01/04/17 16:58	EPA 3005A	1,6010C	AB
Lead, Total	0.0056	J	mg/l	0.0100	0.0027	1	01/04/17 10:38	01/04/17 16:58	EPA 3005A	1,6010C	AB
Magnesium, Total	33.		mg/l	0.10	0.015	1	01/04/17 10:38	01/04/17 16:58	EPA 3005A	1,6010C	AB
Manganese, Total	0.667		mg/l	0.0100	0.0016	1	01/04/17 10:38	01/04/17 16:58	EPA 3005A	1,6010C	AB
Mercury, Total	ND		mg/l	0.00020	0.00006	1	12/30/16 10:40	01/03/17 21:31	EPA 7470A	1,7470A	EA
Nickel, Total	0.0190	J	mg/l	0.0250	0.0024	1	01/04/17 10:38	01/04/17 16:58	EPA 3005A	1,6010C	AB
Potassium, Total	8.0		mg/l	2.5	0.24	1	01/04/17 10:38	01/04/17 16:58	EPA 3005A	1,6010C	AB
Selenium, Total	ND		mg/l	0.0100	0.0035	1	01/04/17 10:38	01/04/17 16:58	EPA 3005A	1,6010C	AB
Silver, Total	ND		mg/l	0.0070	0.0028	1	01/04/17 10:38	01/04/17 16:58	EPA 3005A	1,6010C	AB
Sodium, Total	130		mg/l	2.0	0.12	1	01/04/17 10:38	01/04/17 16:58	EPA 3005A	1,6010C	AB
Thallium, Total	ND		mg/l	0.0200	0.0025	1	01/04/17 10:38	01/04/17 16:58	EPA 3005A	1,6010C	AB
Vanadium, Total	0.0129		mg/l	0.0100	0.0020	1	01/04/17 10:38	01/04/17 16:58	EPA 3005A	1,6010C	AB
Zinc, Total	0.0198	J	mg/l	0.0500	0.0021	1	01/04/17 10:38	01/04/17 16:58	EPA 3005A	1,6010C	AB

Project Name: CPG YONKERS NY **Lab Number:** L1642351

Project Number: Not Specified **Report Date:** 01/05/17

Method Blank Analysis
Batch Quality Control

Parameter	Result	Qualifier	Units	RL	MDL	Dilution Factor	Date Prepared	Date Analyzed	Analytical Method	Analyst
Total Metals - Mansfield Lab for sample(s): 01-03 Batch: WG965979-1										
Mercury, Total	ND		mg/l	0.00020	0.00006	1	12/30/16 10:40	01/03/17 21:14	1,7470A	EA

Prep Information

Digestion Method: EPA 7470A

Parameter	Result	Qualifier	Units	RL	MDL	Dilution Factor	Date Prepared	Date Analyzed	Analytical Method	Analyst
Total Metals - Mansfield Lab for sample(s): 01-03 Batch: WG966770-1										
Aluminum, Total	ND		mg/l	0.10	0.032	1	01/04/17 10:38	01/04/17 15:29	1,6010C	AB
Antimony, Total	ND		mg/l	0.0500	0.0071	1	01/04/17 10:38	01/04/17 15:29	1,6010C	AB
Arsenic, Total	0.0027	J	mg/l	0.0050	0.0019	1	01/04/17 10:38	01/04/17 15:29	1,6010C	AB
Barium, Total	ND		mg/l	0.0100	0.0021	1	01/04/17 10:38	01/04/17 15:29	1,6010C	AB
Beryllium, Total	ND		mg/l	0.0050	0.0009	1	01/04/17 10:38	01/04/17 15:29	1,6010C	AB
Cadmium, Total	ND		mg/l	0.0050	0.0010	1	01/04/17 10:38	01/04/17 15:29	1,6010C	AB
Calcium, Total	ND		mg/l	0.10	0.035	1	01/04/17 10:38	01/04/17 15:29	1,6010C	AB
Chromium, Total	ND		mg/l	0.010	0.0021	1	01/04/17 10:38	01/04/17 15:29	1,6010C	AB
Cobalt, Total	ND		mg/l	0.0200	0.0017	1	01/04/17 10:38	01/04/17 15:29	1,6010C	AB
Copper, Total	ND		mg/l	0.0100	0.0022	1	01/04/17 10:38	01/04/17 15:29	1,6010C	AB
Iron, Total	ND		mg/l	0.050	0.0090	1	01/04/17 10:38	01/04/17 15:29	1,6010C	AB
Lead, Total	ND		mg/l	0.0100	0.0027	1	01/04/17 10:38	01/04/17 15:29	1,6010C	AB
Magnesium, Total	ND		mg/l	0.10	0.015	1	01/04/17 10:38	01/04/17 15:29	1,6010C	AB
Manganese, Total	ND		mg/l	0.0100	0.0016	1	01/04/17 10:38	01/04/17 15:29	1,6010C	AB
Nickel, Total	ND		mg/l	0.0250	0.0024	1	01/04/17 10:38	01/04/17 15:29	1,6010C	AB
Potassium, Total	ND		mg/l	2.5	0.24	1	01/04/17 10:38	01/04/17 15:29	1,6010C	AB
Selenium, Total	ND		mg/l	0.0100	0.0035	1	01/04/17 10:38	01/04/17 15:29	1,6010C	AB
Silver, Total	ND		mg/l	0.0070	0.0028	1	01/04/17 10:38	01/04/17 15:29	1,6010C	AB
Sodium, Total	ND		mg/l	2.0	0.12	1	01/04/17 10:38	01/04/17 15:29	1,6010C	AB
Thallium, Total	ND		mg/l	0.0200	0.0025	1	01/04/17 10:38	01/04/17 15:29	1,6010C	AB
Vanadium, Total	ND		mg/l	0.0100	0.0020	1	01/04/17 10:38	01/04/17 15:29	1,6010C	AB
Zinc, Total	ND		mg/l	0.0500	0.0021	1	01/04/17 10:38	01/04/17 15:29	1,6010C	AB

Project Name: CPG YONKERS NY

Project Number: Not Specified

Lab Number: L1642351

Report Date: 01/05/17

Method Blank Analysis
Batch Quality Control

Prep Information

Digestion Method: EPA 3005A

Lab Control Sample Analysis
Batch Quality Control

Project Name: CPG YONKERS NY
Project Number: Not Specified

Lab Number: L1642351
Report Date: 01/05/17

Parameter	LCS %Recovery	Qual	LCSD %Recovery	Qual	%Recovery Limits	RPD	Qual	RPD Limits
Total Metals - Mansfield Lab Associated sample(s): 01-03 Batch: WG965979-2								
Mercury, Total	104		-		80-120	-		

Lab Control Sample Analysis
Batch Quality Control

Project Name: CPG YONKERS NY
Project Number: Not Specified

Lab Number: L1642351
Report Date: 01/05/17

Parameter	LCS %Recovery	LCSD %Recovery	%Recovery Limits	RPD	RPD Limits
Total Metals - Mansfield Lab Associated sample(s): 01-03 Batch: WG966770-2					
Aluminum, Total	100	-	80-120	-	
Antimony, Total	88	-	80-120	-	
Arsenic, Total	112	-	80-120	-	
Barium, Total	99	-	80-120	-	
Beryllium, Total	100	-	80-120	-	
Cadmium, Total	105	-	80-120	-	
Calcium, Total	100	-	80-120	-	
Chromium, Total	95	-	80-120	-	
Cobalt, Total	97	-	80-120	-	
Copper, Total	98	-	80-120	-	
Iron, Total	96	-	80-120	-	
Lead, Total	104	-	80-120	-	
Magnesium, Total	100	-	80-120	-	
Manganese, Total	100	-	80-120	-	
Nickel, Total	99	-	80-120	-	
Potassium, Total	98	-	80-120	-	
Selenium, Total	114	-	80-120	-	
Silver, Total	99	-	80-120	-	
Sodium, Total	100	-	80-120	-	
Thallium, Total	102	-	80-120	-	
Vanadium, Total	103	-	80-120	-	

Lab Control Sample Analysis
Batch Quality Control

Project Name: CPG YONKERS NY
Project Number: Not Specified

Lab Number: L1642351
Report Date: 01/05/17

Parameter	LCS %Recovery	LCSD %Recovery	%Recovery Limits	RPD	RPD Limits
Total Metals - Mansfield Lab Associated sample(s): 01-03 Batch: WG966770-2					
Zinc, Total	103	-	80-120	-	

Matrix Spike Analysis
Batch Quality Control

Project Name: CPG YONKERS NY
Project Number: Not Specified

Lab Number: L1642351
Report Date: 01/05/17

Parameter	Native Sample	MS Added	MS Found	MS %Recovery	Qual	MSD Found	MSD %Recovery	Qual	Recovery Limits	RPD	Qual	RPD Limits
Total Metals - Mansfield Lab Associated sample(s): 01-03 QC Batch ID: WG965979-3 QC Sample: L1642458-01 Client ID: MS Sample												
Mercury, Total	0.00009J	0.005	0.00474	95		-	-		75-125	-		20

Matrix Spike Analysis
Batch Quality Control

Project Name: CPG YONKERS NY
Project Number: Not Specified

Lab Number: L1642351
Report Date: 01/05/17

Parameter	Native Sample	MS Added	MS Found	MS %Recovery		MSD Found	MSD %Recovery	Recovery Limits	RPD	RPD Limits
Total Metals - Mansfield Lab Associated sample(s): 01-03 QC Batch ID: WG966770-3 QC Sample: L1641538-03 Client ID: MS Sample										
Aluminum, Total	0.25	2	2.3	102		-	-	75-125	-	20
Antimony, Total	ND	0.5	0.461	92		-	-	75-125	-	20
Arsenic, Total	0.005	0.12	0.135	108		-	-	75-125	-	20
Barium, Total	0.053	2	2.00	97		-	-	75-125	-	20
Beryllium, Total	ND	0.05	0.0492	98		-	-	75-125	-	20
Cadmium, Total	ND	0.051	0.0511	100		-	-	75-125	-	20
Calcium, Total	38.	10	45	**70**	Q	-	-	75-125	-	20
Chromium, Total	ND	0.2	0.19	95		-	-	75-125	-	20
Cobalt, Total	0.002J	0.5	0.463	93		-	-	75-125	-	20
Copper, Total	0.003J	0.25	0.250	100		-	-	75-125	-	20
Iron, Total	1.6	1	2.5	90		-	-	75-125	-	20
Lead, Total	ND	0.51	0.495	97		-	-	75-125	-	20
Magnesium, Total	9.6	10	18	84		-	-	75-125	-	20
Manganese, Total	0.179	0.5	0.653	95		-	-	75-125	-	20
Nickel, Total	ND	0.5	0.466	93		-	-	75-125	-	20
Potassium, Total	6.4	10	16	96		-	-	75-125	-	20
Selenium, Total	ND	0.12	0.130	108		-	-	75-125	-	20
Silver, Total	ND	0.05	0.0497	99		-	-	75-125	-	20
Sodium, Total	330	10	330	**0**	Q	-	-	75-125	-	20
Thallium, Total	ND	0.12	0.114	95		-	-	75-125	-	20
Vanadium, Total	ND	0.5	0.499	100		-	-	75-125	-	20

Matrix Spike Analysis
Batch Quality Control

Project Name: CPG YONKERS NY
Project Number: Not Specified

Lab Number: L1642351
Report Date: 01/05/17

Parameter	Native Sample	MS Added	MS Found	MS %Recovery	MSD Found	MSD %Recovery	Recovery Limits	RPD	RPD Limits
Total Metals - Mansfield Lab Associated sample(s): 01-03 QC Batch ID: WG966770-3 QC Sample: L1641538-03 Client ID: MS Sample									
Zinc, Total	0.034J	0.5	0.516	103	-	-	75-125	-	20

Lab Duplicate Analysis
Batch Quality Control

Project Name: CPG YONKERS NY
Project Number: Not Specified

Lab Number: L1642351
Report Date: 01/05/17

Parameter	Native Sample	Duplicate Sample	Units	RPD	Qual	RPD Limits
Total Metals - Mansfield Lab Associated sample(s): 01-03 QC Batch ID: WG965979-4 QC Sample: L1642458-01 Client ID: DUP Sample						
Mercury, Total	0.00009J	0.00008J	mg/l	NC		20

INORGANICS
&
MISCELLANEOUS

Project Name: CPG YONKERS NY
Project Number: Not Specified

Lab Number: L1642351
Report Date: 01/05/17

SAMPLE RESULTS

Lab ID: L1642351-01
Client ID: MW-B-5
Sample Location: Not Specified
Matrix: Water

Date Collected: 12/28/16 10:35
Date Received: 12/28/16
Field Prep: Not Specified

Parameter	Result	Qualifier	Units	RL	MDL	Dilution Factor	Date Prepared	Date Analyzed	Analytical Method	Analyst
General Chemistry - Westborough Lab										
Cyanide, Total	ND		mg/l	0.005	0.001	1	12/30/16 11:25	12/30/16 14:33	1,9010C/9012B	ML

Project Name: CPG YONKERS NY
Project Number: Not Specified

Lab Number: L1642351
Report Date: 01/05/17

SAMPLE RESULTS

Lab ID: L1642351-02
Client ID: MW-B-10
Sample Location: Not Specified
Matrix: Water

Date Collected: 12/28/16 11:50
Date Received: 12/28/16
Field Prep: Not Specified

Parameter	Result	Qualifier	Units	RL	MDL	Dilution Factor	Date Prepared	Date Analyzed	Analytical Method	Analyst
General Chemistry - Westborough Lab										
Cyanide, Total	0.003	J	mg/l	0.005	0.001	1	12/30/16 11:25	12/30/16 14:37	1,9010C/9012B	ML

Project Name: CPG YONKERS NY
Project Number: Not Specified

Lab Number: L1642351
Report Date: 01/05/17

SAMPLE RESULTS

Lab ID: L1642351-03
Client ID: MW-B-12
Sample Location: Not Specified
Matrix: Water

Date Collected: 12/28/16 13:00
Date Received: 12/28/16
Field Prep: Not Specified

Parameter	Result	Qualifier	Units	RL	MDL	Dilution Factor	Date Prepared	Date Analyzed	Analytical Method	Analyst
General Chemistry - Westborough Lab										
Cyanide, Total	0.002	J	mg/l	0.005	0.001	1	12/30/16 11:25	12/30/16 14:38	1,9010C/9012B	ML

Project Name: CPG YONKERS NY
Project Number: Not Specified
Lab Number: L1642351
Report Date: 01/05/17

Method Blank Analysis
Batch Quality Control

Parameter	Result	Qualifier	Units	RL	MDL	Dilution Factor	Date Prepared	Date Analyzed	Analytical Method	Analyst
General Chemistry - Westborough Lab for sample(s): 01-03 Batch: WG965980-1										
Cyanide, Total	0.002	J	mg/l	0.005	0.001	1	12/30/16 11:25	12/30/16 14:28	1,9010C/9012B	ML

Lab Control Sample Analysis
Batch Quality Control

Project Name: CPG YONKERS NY
Project Number: Not Specified

Lab Number: L1642351
Report Date: 01/05/17

Parameter	LCS %Recovery	Qual	LCSD %Recovery	Qual	%Recovery Limits	RPD	Qual	RPD Limits
General Chemistry - Westborough Lab Associated sample(s): 01-03 Batch: WG965980-2 WG965980-3								
Cyanide, Total	91		102		85-115	11		20

Matrix Spike Analysis
Batch Quality Control

Project Name: CPG YONKERS NY
Project Number: Not Specified

Lab Number: L1642351
Report Date: 01/05/17

Parameter	Native Sample	MS Added	MS Found	MS %Recovery	Qual	MSD Found	MSD %Recovery	Qual	Recovery Limits	RPD	Qual	RPD Limits
General Chemistry - Westborough Lab Associated sample(s): 01-03 QC Batch ID: WG965980-4 WG965980-5 QC Sample: L1642351-01 Client ID: MW-B-5												
Cyanide, Total	ND	0.2	0.189	94		0.193	96		80-120	2		20

Project Name: CPG YONKERS NY
Project Number: Not Specified

Lab Number: L1642351
Report Date: 01/05/17

Sample Receipt and Container Information

Were project specific reporting limits specified? YES

Cooler Information Custody Seal

Cooler	
A	Absent
B	Absent

Container Information

Container ID	Container Type	Cooler	pH	Temp deg C	Pres	Seal	Analysis(*)
L1642351-01A	Vial HCl preserved	A	N/A	4.8	Y	Absent	NYTCL-8260(14)
L1642351-01B	Vial HCl preserved	A	N/A	4.8	Y	Absent	NYTCL-8260(14)
L1642351-01C	Vial HCl preserved	A	N/A	4.8	Y	Absent	NYTCL-8260(14)
L1642351-01D	Amber 1000ml unpreserved	B	7	2.0	Y	Absent	NYTCL-8270(7),NYTCL-8270-SIM(7)
L1642351-01E	Amber 1000ml unpreserved	B	7	2.0	Y	Absent	NYTCL-8270(7),NYTCL-8270-SIM(7)
L1642351-01F	Amber 500ml unpreserved	B	7	2.0	Y	Absent	NYTCL-8081(7)
L1642351-01G	Amber 500ml unpreserved	B	7	2.0	Y	Absent	NYTCL-8081(7)
L1642351-01H	Amber 1000ml unpreserved	B	7	2.0	Y	Absent	NYTCL-8082-1200ML(7)
L1642351-01I	Amber 1000ml unpreserved	B	7	2.0	Y	Absent	NYTCL-8082-1200ML(7)
L1642351-01J	Plastic 250ml NaOH preserved	B	>12	2.0	Y	Absent	TCN-9010(14)
L1642351-01K	Plastic 250ml HNO3 preserved	B	<2	2.0	Y	Absent	BE-TI(180),AS-TI(180),BA-TI(180),AG-TI(180),AL-TI(180),CR-TI(180),NI-TI(180),TL-TI(180),CU-TI(180),PB-TI(180),SB-TI(180),SE-TI(180),ZN-TI(180),CO-TI(180),V-TI(180),FE-TI(180),HG-T(28),MG-TI(180),MN-TI(180),CA-TI(180),CD-TI(180),K-TI(180),NA-TI(180)
L1642351-02A	Vial HCl preserved	A	N/A	4.8	Y	Absent	NYTCL-8260(14)
L1642351-02B	Vial HCl preserved	A	N/A	4.8	Y	Absent	NYTCL-8260(14)
L1642351-02C	Vial HCl preserved	A	N/A	4.8	Y	Absent	NYTCL-8260(14)
L1642351-02D	Amber 1000ml unpreserved	B	7	2.0	Y	Absent	NYTCL-8270(7),NYTCL-8270-SIM(7)
L1642351-02E	Amber 1000ml unpreserved	B	7	2.0	Y	Absent	NYTCL-8270(7),NYTCL-8270-SIM(7)
L1642351-02F	Amber 500ml unpreserved	B	7	2.0	Y	Absent	NYTCL-8081(7)
L1642351-02G	Amber 500ml unpreserved	B	7	2.0	Y	Absent	NYTCL-8081(7)
L1642351-02H	Amber 1000ml unpreserved	B	7	2.0	Y	Absent	NYTCL-8082-1200ML(7)
L1642351-02I	Amber 1000ml unpreserved	B	7	2.0	Y	Absent	NYTCL-8082-1200ML(7)
L1642351-02J	Plastic 250ml NaOH preserved	B	>12	2.0	Y	Absent	TCN-9010(14)

*Values in parentheses indicate holding time in days

Project Name: CPG YONKERS NY
Project Number: Not Specified

Lab Number: L1642351
Report Date: 01/05/17

Container Information

Container ID	Container Type	Cooler	pH	Temp deg C	Pres	Seal	Analysis(*)
L1642351-02K	Plastic 250ml HNO3 preserved	B	<2	2.0	Y	Absent	BE-TI(180),AS-TI(180),BA-TI(180),AG-TI(180),AL-TI(180),CR-TI(180),NI-TI(180),TL-TI(180),CU-TI(180),PB-TI(180),SB-TI(180),SE-TI(180),ZN-TI(180),CO-TI(180),V-TI(180),FE-TI(180),HG-T(28),MG-TI(180),MN-TI(180),CA-TI(180),CD-TI(180),K-TI(180),NA-TI(180)
L1642351-03A	Vial HCl preserved	A	N/A	4.8	Y	Absent	NYTCL-8260(14)
L1642351-03B	Vial HCl preserved	A	N/A	4.8	Y	Absent	NYTCL-8260(14)
L1642351-03C	Vial HCl preserved	A	N/A	4.8	Y	Absent	NYTCL-8260(14)
L1642351-03E	Amber 1000ml unpreserved	A	7	4.8	Y	Absent	NYTCL-8270(7),NYTCL-8270-SIM(7)
L1642351-03F	Amber 1000ml unpreserved	A	7	4.8	Y	Absent	NYTCL-8270(7),NYTCL-8270-SIM(7)
L1642351-03G	Amber 1000ml unpreserved	A	7	4.8	Y	Absent	NYTCL-8082-1200ML(7)
L1642351-03H	Amber 1000ml unpreserved	A	7	4.8	Y	Absent	NYTCL-8082-1200ML(7)
L1642351-03I	Amber 500ml unpreserved	A	7	4.8	Y	Absent	NYTCL-8081(7)
L1642351-03J	Amber 500ml unpreserved	A	7	4.8	Y	Absent	NYTCL-8081(7)
L1642351-03K	Plastic 250ml NaOH preserved	B	>12	2.0	Y	Absent	TCN-9010(14)
L1642351-03L	Plastic 250ml HNO3 preserved	B	<2	2.0	Y	Absent	BE-TI(180),AS-TI(180),BA-TI(180),AG-TI(180),AL-TI(180),CR-TI(180),NI-TI(180),TL-TI(180),CU-TI(180),PB-TI(180),SB-TI(180),SE-TI(180),ZN-TI(180),CO-TI(180),V-TI(180),FE-TI(180),HG-T(28),MG-TI(180),MN-TI(180),CA-TI(180),CD-TI(180),K-TI(180),NA-TI(180)
L1642351-04A	Vial HCl preserved	A	N/A	4.8	Y	Absent	NYTCL-8260(14)
L1642351-04B	Vial HCl preserved	A	N/A	4.8	Y	Absent	NYTCL-8260(14)

*Values in parentheses indicate holding time in days

Project Name:	CPG YONKERS NY	**Lab Number:**	L1642351
Project Number:	Not Specified	**Report Date:**	01/05/17

GLOSSARY

Acronyms

EDL	- Estimated Detection Limit: This value represents the level to which target analyte concentrations are reported as estimated values, when those target analyte concentrations are quantified below the reporting limit (RL). The EDL includes any adjustments from dilutions, concentrations or moisture content, where applicable. The use of EDLs is specific to the analysis of PAHs using Solid-Phase Microextraction (SPME).
EPA	- Environmental Protection Agency.
LCS	- Laboratory Control Sample: A sample matrix, free from the analytes of interest, spiked with verified known amounts of analytes or a material containing known and verified amounts of analytes.
LCSD	- Laboratory Control Sample Duplicate: Refer to LCS.
LFB	- Laboratory Fortified Blank: A sample matrix, free from the analytes of interest, spiked with verified known amounts of analytes or a material containing known and verified amounts of analytes.
MDL	- Method Detection Limit: This value represents the level to which target analyte concentrations are reported as estimated values, when those target analyte concentrations are quantified below the reporting limit (RL). The MDL includes any adjustments from dilutions, concentrations or moisture content, where applicable.
MS	- Matrix Spike Sample: A sample prepared by adding a known mass of target analyte to a specified amount of matrix sample for which an independent estimate of target analyte concentration is available.
MSD	- Matrix Spike Sample Duplicate: Refer to MS.
NA	- Not Applicable.
NC	- Not Calculated: Term is utilized when one or more of the results utilized in the calculation are non-detect at the parameter's reporting unit.
NDPA/DPA	- N-Nitrosodiphenylamine/Diphenylamine.
NI	- Not Ignitable.
NP	- Non-Plastic: Term is utilized for the analysis of Atterberg Limits in soil.
RL	- Reporting Limit: The value at which an instrument can accurately measure an analyte at a specific concentration. The RL includes any adjustments from dilutions, concentrations or moisture content, where applicable.
RPD	- Relative Percent Difference: The results from matrix and/or matrix spike duplicates are primarily designed to assess the precision of analytical results in a given matrix and are expressed as relative percent difference (RPD). Values which are less than five times the reporting limit for any individual parameter are evaluated by utilizing the absolute difference between the values; although the RPD value will be provided in the report.
SRM	- Standard Reference Material: A reference sample of a known or certified value that is of the same or similar matrix as the associated field samples.
STLP	- Semi-dynamic Tank Leaching Procedure per EPA Method 1315.
TIC	- Tentatively Identified Compound: A compound that has been identified to be present and is not part of the target compound list (TCL) for the method and/or program. All TICs are qualitatively identified and reported as estimated concentrations.

Footnotes

1	- The reference for this analyte should be considered modified since this analyte is absent from the target analyte list of the original method.

Terms

Total: With respect to Organic analyses, a 'Total' result is defined as the summation of results for individual isomers or Aroclors. If a 'Total' result is requested, the results of its individual components will also be reported. This is applicable to 'Total' results for methods 8260, 8081 and 8082.

Analytical Method: Both the document from which the method originates and the analytical reference method. (Example: EPA 8260B is shown as 1,8260B.) The codes for the reference method documents are provided in the References section of the Addendum.

Data Qualifiers

A	- Spectra identified as "Aldol Condensation Product".
B	- The analyte was detected above the reporting limit in the associated method blank. Flag only applies to associated field samples that have detectable concentrations of the analyte at less than ten times (10x) the concentration found in the blank. For MCP-related projects, flag only applies to associated field samples that have detectable concentrations of the analyte at less than ten times (10x) the concentration found in the blank. For DOD-related projects, flag only applies to associated field samples that have detectable concentrations of the analyte at less than ten times (10x) the concentration found in the blank AND the analyte was detected above one-half the reporting limit (or above the reporting limit for common lab contaminants) in the associated method blank. For NJ-Air-related projects, flag only applies to associated field samples that have detectable concentrations of the analyte above the reporting limit. For NJ-related projects (excluding Air), flag only applies to associated field samples that have detectable concentrations of the analyte, which was detected above the reporting limit in the associated method blank or above five times the

Project Name: CPG YONKERS NY **Lab Number:** L1642351

Project Number: Not Specified **Report Date:** 01/05/17

Data Qualifiers

reporting limit for common lab contaminants (Phthalates, Acetone, Methylene Chloride, 2-Butanone).

C - Co-elution: The target analyte co-elutes with a known lab standard (i.e. surrogate, internal standards, etc.) for co-extracted analyses.

D - Concentration of analyte was quantified from diluted analysis. Flag only applies to field samples that have detectable concentrations of the analyte.

E - Concentration of analyte exceeds the range of the calibration curve and/or linear range of the instrument.

G - The concentration may be biased high due to matrix interferences (i.e, co-elution) with non-target compound(s). The result should be considered estimated.

H - The analysis of pH was performed beyond the regulatory-required holding time of 15 minutes from the time of sample collection.

I - The lower value for the two columns has been reported due to obvious interference.

M - Reporting Limit (RL) exceeds the MCP CAM Reporting Limit for this analyte.

NJ - Presumptive evidence of compound. This represents an estimated concentration for Tentatively Identified Compounds (TICs), where the identification is based on a mass spectral library search.

P - The RPD between the results for the two columns exceeds the method-specified criteria.

Q - The quality control sample exceeds the associated acceptance criteria. For DOD-related projects, LCS and/or Continuing Calibration Standard exceedences are also qualified on all associated sample results. Note: This flag is not applicable for matrix spike recoveries when the sample concentration is greater than 4x the spike added or for batch duplicate RPD when the sample concentrations are less than 5x the RL. (Metals only.)

R - Analytical results are from sample re-analysis.

RE - Analytical results are from sample re-extraction.

S - Analytical results are from modified screening analysis.

J - Estimated value. The Target analyte concentration is below the quantitation limit (RL), but above the Method Detection Limit (MDL) or Estimated Detection Limit (EDL) for SPME-related analyses. This represents an estimated concentration for Tentatively Identified Compounds (TICs).

ND - Not detected at the method detection limit (MDL) for the sample, or estimated detection limit (EDL) for SPME-related analyses.

Report Format: DU Report with 'J' Qualifiers

Project Name: CPG YONKERS NY
Project Number: Not Specified
Lab Number: L1642351
Report Date: 01/05/17

REFERENCES

1 Test Methods for Evaluating Solid Waste: Physical/Chemical Methods. EPA SW-846. Third Edition. Updates I - IV, 2007.

LIMITATION OF LIABILITIES

Alpha Analytical performs services with reasonable care and diligence normal to the analytical testing laboratory industry. In the event of an error, the sole and exclusive responsibility of Alpha Analytical shall be to re-perform the work at it's own expense. In no event shall Alpha Analytical be held liable for any incidental, consequential or special damages, including but not limited to, damages in any way connected with the use of, interpretation of, information or analysis provided by Alpha Analytical.

We strongly urge our clients to comply with EPA protocol regarding sample volume, preservation, cooling, containers, sampling procedures, holding time and splitting of samples in the field.

Certification Information

The following analytes are not included in our Primary NELAP Scope of Accreditation:

Westborough Facility
EPA 624: m/p-xylene, o-xylene
EPA 8260C: NPW: 1,2,4,5-Tetramethylbenzene; 4-Ethyltoluene, Azobenzene; SCM: Iodomethane (methyl iodide), Methyl methacrylate, 1,2,4,5-Tetramethylbenzene; 4-Ethyltoluene.
EPA 8270D: NPW: Dimethylnaphthalene,1,4-Diphenylhydrazine; SCM: Dimethylnaphthalene,1,4-Diphenylhydrazine.
EPA 300: DW: Bromide
EPA 6860: NPW and SCM: Perchlorate
EPA 9010: NPW and SCM: Amenable Cyanide Distillation
EPA 9012B: NPW: Total Cyanide
EPA 9050A: NPW: Specific Conductance
SM3500: NPW: Ferrous Iron
SM4500: NPW: Amenable Cyanide, Dissolved Oxygen; SCM: Total Phosphorus, TKN, NO2, NO3.
SM5310C: DW: Dissolved Organic Carbon

Mansfield Facility
SM 2540D: TSS
EPA 3005A NPW
EPA 8082A: NPW: PCB: 1, 5, 31, 87,101, 110, 141, 151, 153, 180, 183, 187.
EPA TO-15: Halothane, 2,4,4-Trimethyl-2-pentene, 2,4,4-Trimethyl-1-pentene, Thiophene, 2-Methylthiophene, 3-Methylthiophene, 2-Ethylthiophene, 1,2,3-Trimethylbenzene, Indan, Indene, 1,2,4,5-Tetramethylbenzene, Benzothiophene, 1-Methylnaphthalene.
Biological Tissue Matrix: ***EPA 3050B***

The following analytes are included in our Massachusetts DEP Scope of Accreditation

Westborough Facility:

Drinking Water
EPA 300.0: Nitrate-N, Fluoride, Sulfate; **EPA 353.2**: Nitrate-N, Nitrite-N; **SM4500NO3-F**: Nitrate-N, Nitrite-N; **SM4500F-C, SM4500CN-CE, EPA 180.1, SM2130B, SM4500Cl-D, SM2320B, SM2540C, SM4500H-B**
EPA 332: Perchlorate; **EPA 524.2:** THMs and VOCs; **EPA 504.1:** EDB, DBCP.
Microbiology: **SM9215B; SM9223-P/A, SM9223B-Colilert-QT,SM9222D**.

Non-Potable Water
SM4500H,B, EPA 120.1, SM2510B, SM2540C, SM2320B, SM4500CL-E, SM4500F-BC, SM4500NH3-BH, **EPA 350.1**: Ammonia-N, **LACHAT 10-107-06-1-B**: Ammonia-N, **SM4500NO3-F, EPA 353.2**: Nitrate-N**, EPA 351.1, SM4500P-E, SM4500P-B, E, SM4500SO4-E, SM5220D, EPA 410.4, SM5210B, SM5310C, SM4500CL-D, EPA 1664, EPA 420.1, SM4500-CN-CE, SM2540D.**
EPA 624: Volatile Halocarbons & Aromatics,
EPA 608: Chlordane, Toxaphene, Aldrin, alpha-BHC, beta-BHC, gamma-BHC, delta-BHC, Dieldrin, DDD, DDE, DDT, Endosulfan I, Endosulfan II, Endosulfan sulfate, Endrin, Endrin Aldehyde, Heptachlor, Heptachlor Epoxide, PCBs
EPA 625: SVOC (Acid/Base/Neutral Extractables), **EPA 600/4-81-045**: PCB-Oil.
Microbiology: **SM9223B-Colilert-QT; Enterolert-QT, SM9222D-MF**.

Mansfield Facility:

Drinking Water
EPA 200.7: Ba, Be, Cd, Cr, Cu, Ni, Na, Ca. **EPA 200.8:** Sb, As, Ba, Be, Cd, Cr, Cu, Pb, Ni, Se, TL. **EPA 245.1** Hg.

Non-Potable Water
EPA 200.7: Al, Sb, As, Be, Cd, Ca, Cr, Co, Cu, Fe, Pb, Mg, Mn, Mo, Ni, K, Se, Ag, Na, Sr, TL, Ti, V, Zn.
EPA 200.8: Al, Sb, As, Be, Cd, Cr, Cu, Pb, Mn, Ni, Se, Ag, TL, Zn.
EPA 245.1 Hg.
SM2340B

For a complete listing of analytes and methods, please contact your Alpha Project Manager.

ALPHA ANALYTICAL

NEW YORK CHAIN OF CUSTODY

Westborough, MA 01581
8 Walkup Dr.
TEL: 508-898-9220
FAX: 508-898-9193

Mansfield, MA 02048
320 Forbes Blvd
TEL: 508-822-9300
FAX: 508-822-3288

Service Centers
Mahwah, NJ 07430: 35 Whitney Rd, Suite 5
Albany, NY 12205: 14 Walker Way
Tonawanda, NY 14150: 275 Cooper Ave, Suite 105

Page 1 of 1

Date Rec'd in Lab: 12/30/16

ALPHA Job #: L1642351

Project Information

Project Name: CPG Yonkers NY
Project Location:
Project #
(Use Project name as Project #) ☐
Project Manager: Steve Bieber
ALPHAQuote #:

Turn-Around Time

Standard ☒ Due Date:
Rush (only if pre approved) ☐ # of Days:

Client Information

Client: CT Male
Address: 50 Century Hill Drive
Latham, NY 12110
Phone: 518-786-7400
Fax: 518-786-7299
Email: s.bieber@ctmale.com

Deliverables

☒ ASP-A ☐ ASP-B
☐ EQuIS (1 File) ☐ EQuIS (4 File)
☐ Other

Billing Information

☐ Same as Client Info
PO #

Regulatory Requirement

☐ NY TOGS ☐ NY Part 375
☒ AWQ Standards ☐ NY CP-51
☐ NY Restricted Use ☐ Other
☐ NY Unrestricted Use
☐ NYC Sewer Discharge

Disposal Site Information

Please identify below location of applicable disposal facilities.
Disposal Facility:
☐ NJ ☐ NY
☐ Other: NA

These samples have been previously analyzed by Alpha ☐

Other project specific requirements/comments:

Please specify Metals or TAL.

Sample Filtration
☐ Done
☐ Lab to do
Preservation
☐ Lab to do
(Please Specify below)

ALPHA Lab ID (Lab Use Only)	Sample ID	Collection Date	Collection Time	Sample Matrix	Sampler's Initials	NYTCL-8260	NYTCL-8270	NYTCL-8082	NYTCL-8081	Total Cn	TAL Metals Inc.Hg			Sample Specific Comments	Total Bottles
42351-01	MW-B-5	12/28/16	10:35	GW	RH	X	X	X	X	X	X				11
02	MW-B-10	12/28/16	11:50	GW	RH	X	X	X	X	X	X				11
03	MW-B-12	12/28/16	1300	GW	RH	X	X	X	X	X	X				11
04	LTB01-161228	12/28/16	—	Blank	—	X								Trip Blank	2
Container Type						V	A	A	A	P	P				
Preservative						B	A	A	A	E	C				

Preservative Code:
A = None
B = HCl
C = HNO_3
D = H_2SO_4
E = NaOH
F = MeOH
G = $NaHSO_4$
H = $Na_2S_2O_3$
K/E = Zn Ac/NaOH
O = Other

Container Code
P = Plastic
A = Amber Glass
V = Vial
G = Glass
B = Bacteria Cup
C = Cube
O = Other
E = Encore
D = BOD Bottle

Westboro: Certification No: MA935
Mansfield: Certification No: MA015

Relinquished By:	Date/Time	Received By:	Date/Time
Ryan Hallock (signature)	12/28/16 / 1800	(signature) AAL	12/29/16 12:29
(signature)	12/29/16 12:35	(signature)	12/30/16 0035

Please print clearly, legibly and completely. Samples can not be logged in and turnaround time clock will not start until any ambiguities are resolved. BY EXECUTING THIS COC, THE CLIENT HAS READ AND AGREES TO BE BOUND BY ALPHA'S TERMS & CONDITIONS.

Form No: 01-25 (rev. 30-Sept-2013)

ALPHA ANALYTICAL

NEW YORK CHAIN OF CUSTODY

Westborough, MA 01581
8 Walkup Dr.
TEL: 508-898-9220
FAX: 508-898-9193

Mansfield, MA 02048
320 Forbes Blvd
TEL: 508-822-9300
FAX: 508-822-3288

Service Centers
Mahwah, NJ 07430: 35 Whitney Rd, Suite 5
Albany, NY 12205: 14 Walker Way
Tonawanda, NY 14150: 275 Cooper Ave, Suite 105

Page 1 of 1

Date Rec'd in Lab: 12/29/16

ALPHA Job #: L1642351

Project Information
Project Name: CPG Yonkers NY
Project Location:
Project #
(Use Project name as Project #) ☐
Project Manager: Steve Bieber
ALPHAQuote #:

Turn-Around Time
Standard ☒ Due Date:
Rush (only if pre approved) ☐ # of Days:

Deliverables
☒ ASP-A ☐ ASP-B
☐ EQuIS (1 File) ☐ EQuIS (4 File)
☐ Other

Billing Information
☐ Same as Client Info
PO #

Regulatory Requirement
☐ NY TOGS ☐ NY Part 375
☒ AWQ Standards ☐ NY CP-51
☐ NY Restricted Use ☐ Other
☐ NY Unrestricted Use
☐ NYC Sewer Discharge

Disposal Site Information
Please identify below location of applicable disposal facilities.
Disposal Facility:
☐ NJ ☐ NY
☐ Other: NA

Client Information
Client: CT Male
Address: 50 Century Hill Drive
Latham, NY 12110
Phone: 518-786-7400
Fax: 518-786-7299
Email: s.bieber@ctmale.com

These samples have been previously analyzed by Alpha ☐

Other project specific requirements/comments:

Please specify Metals or TAL.

Sample Filtration
☐ Done
☐ Lab to do
Preservation
☐ Lab to do
(Please Specify below)

ALPHA Lab ID (Lab Use Only)	Sample ID	Collection Date	Collection Time	Sample Matrix	Sampler's Initials	NYTCL-8260	NYTCL-8270	NYTCL-8082	NYTCL-8081	Total Cn	TAL Metals Inc.Hg			Sample Specific Comments	Total Bottles
42351 -01	MW-B-5	12/28/16	10:35	GW	RH	X	X	X	X	X	X				11
-02	MW-B-10	12/28/16	11:50	GW	RH	X	X	X	X	X	X				11
-03	MW-B-12	12/28/16	1300	GW	RH	X	X	X	X	X	X				11
-04	LTB01-161228	12/28/16	—	Blank	—	X								Trip Blank	2
Container Type						V	A	A	A	P	P				
Preservative						B	A	A	A	E	C				

Preservative Code	Container Code
A = None	P = Plastic
B = HCl	A = Amber Glass
C = HNO_3	V = Vial
D = H_2SO_4	G = Glass
E = NaOH	B = Bacteria Cup
F = MeOH	C = Cube
G = $NaHSO_4$	O = Other
H = $Na_2S_2O_3$	E = Encore
K/E = Zn Ac/NaOH	D = BOD Bottle
O = Other	

Westboro: Certification No: MA935
Mansfield: Certification No: MA015

Relinquished By:	Date/Time	Received By:	Date/Time
[signature]	12/28/16 / 1800	[signature] AAL	12/28/16 2215
[signature]	12/28/16 2220	[signature]	12/29/16 0100

Please print clearly, legibly and completely. Samples can not be logged in and turnaround time clock will not start until any ambiguities are resolved. BY EXECUTING THIS COC, THE CLIENT HAS READ AND AGREES TO BE BOUND BY ALPHA'S TERMS & CONDITIONS.

Form No: 01-25 (rev. 30-Sept-2013)

Certification Information

The following analytes are not included in our Primary NELAP Scope of Accreditation:

Westborough Facility
EPA 624: m/p-xylene, o-xylene
EPA 8260C: NPW: 1,2,4,5-Tetramethylbenzene; 4-Ethyltoluene, Azobenzene; SCM: Iodomethane (methyl iodide), Methyl methacrylate, 1,2,4,5-Tetramethylbenzene; 4-Ethyltoluene.
EPA 8270D: NPW: Dimethylnaphthalene,1,4-Diphenylhydrazine; SCM: Dimethylnaphthalene,1,4-Diphenylhydrazine.
EPA 300: DW: Bromide
EPA 6860: NPW and SCM: Perchlorate
EPA 9010: NPW and SCM: Amenable Cyanide Distillation
EPA 9012B: NPW: Total Cyanide
EPA 9050A: NPW: Specific Conductance
SM3500: NPW: Ferrous Iron
SM4500: NPW: Amenable Cyanide, Dissolved Oxygen; SCM: Total Phosphorus, TKN, NO2, NO3.
SM5310C: DW: Dissolved Organic Carbon

Mansfield Facility
SM 2540D: TSS
EPA 3005A NPW
EPA 8082A: NPW: PCB: 1, 5, 31, 87,101, 110, 141, 151, 153, 180, 183, 187.
EPA TO-15: Halothane, 2,4,4-Trimethyl-2-pentene, 2,4,4-Trimethyl-1-pentene, Thiophene, 2-Methylthiophene, 3-Methylthiophene, 2-Ethylthiophene, 1,2,3-Trimethylbenzene, Indan, Indene, 1,2,4,5-Tetramethylbenzene, Benzothiophene, 1-Methylnaphthalene.
Biological Tissue Matrix: EPA 3050B

The following analytes are included in our Massachusetts DEP Scope of Accreditation

Westborough Facility:

Drinking Water
EPA 300.0: Nitrate-N, Fluoride, Sulfate; **EPA 353.2**: Nitrate-N, Nitrite-N; **SM4500NO3-F**: Nitrate-N, Nitrite-N; **SM4500F-C, SM4500CN-CE, EPA 180.1, SM2130B, SM4500Cl-D, SM2320B, SM2540C, SM4500H-B**
EPA 332: Perchlorate; **EPA 524.2:** THMs and VOCs; **EPA 504.1:** EDB, DBCP.
Microbiology: **SM9215B; SM9223-P/A, SM9223B-Colilert-QT,SM9222D**.

Non-Potable Water
SM4500H,B, EPA 120.1, SM2510B, SM2540C, SM2320B, SM4500CL-E, SM4500F-BC, SM4500NH3-BH, **EPA 350.1**: Ammonia-N, **LACHAT 10-107-06-1-B**: Ammonia-N, **SM4500NO3-F, EPA 353.2**: Nitrate-N**, EPA 351.1, SM4500P-E, SM4500P-B, E, SM4500SO4-E, SM5220D, EPA 410.4, SM5210B, SM5310C, SM4500CL-D, EPA 1664, EPA 420.1, SM4500-CN-CE, SM2540D.**
EPA 624: Volatile Halocarbons & Aromatics,
EPA 608: Chlordane, Toxaphene, Aldrin, alpha-BHC, beta-BHC, gamma-BHC, delta-BHC, Dieldrin, DDD, DDE, DDT, Endosulfan I, Endosulfan II, Endosulfan sulfate, Endrin, Endrin Aldehyde, Heptachlor, Heptachlor Epoxide, PCBs
EPA 625: SVOC (Acid/Base/Neutral Extractables), **EPA 600/4-81-045**: PCB-Oil.
Microbiology: **SM9223B-Colilert-QT; Enterolert-QT, SM9221E.**

Mansfield Facility:

Drinking Water
EPA 200.7: Ba, Be, Cd, Cr, Cu, Ni, Na, Ca. **EPA 200.8:** Sb, As, Ba, Be, Cd, Cr, Cu, Pb, Ni, Se, TL. **EPA 245.1** Hg.

Non-Potable Water
EPA 200.7: Al, Sb, As, Be, Cd, Ca, Cr, Co, Cu, Fe, Pb, Mg, Mn, Mo, Ni, K, Se, Ag, Na, Sr, TL, Ti, V, Zn.
EPA 200.8: Al, Sb, As, Be, Cd, Cr, Cu, Pb, Mn, Ni, Se, Ag, TL, Zn.
EPA 245.1 Hg.
SM2340B

For a complete listing of analytes and methods, please contact your Alpha Project Manager.

ALPHA

NEW YORK CHAIN OF CUSTODY

Service Centers
Mahwah, NJ 07430: 35 Whitney Rd, Suite 5
Albany, NY 12205: 14 Walker Way
Tonawanda, NY 14150: 275 Cooper Ave, Suite 105

Page 1 of 1

Date Rec'd in Lab: 1/27/17

ALPHA Job #: L1702743

Westborough, MA 01581
8 Walkup Dr.
TEL: 508-898-9220
FAX: 508-898-9193

Mansfield, MA 02048
320 Forbes Blvd
TEL: 508-822-9300
FAX: 508-822-3288

Project Information
Project Name: Cottage Place Gardens Phase 3A
Project Location: Yonkers, NY
Project # 15.5268
(Use Project name as Project #) ☐
Project Manager: Moline
ALPHAQuote #:

Client Information
Client: C.T. Male Associates
Address: 50 Century Hill Dr
Latham, NY 12110
Phone: 518 786 7400
Fax:
Email: S.Bieber@CTMale.com

Turn-Around Time
Standard ☐
Rush (only if pre approved) ☒
Due Date:
# of Days: 3

Deliverables
☐ ASP-A ☐ ASP-B
☐ EQuIS (1 File) ☐ EQuIS (4 File)
☐ Other

Billing Information
☐ Same as Client Info
PO #

Regulatory Requirement
☐ NY TOGS ☐ NY Part 375
☐ AWQ Standards ☐ NY CP-51
☐ NY Restricted Use ☐ Other
☐ NY Unrestricted Use
☐ NYC Sewer Discharge

Disposal Site Information
Please identify below location of applicable disposal facilities.
Disposal Facility:
☐ NJ ☐ NY
☐ Other:

These samples have been previously analyzed by Alpha ☐
Other project specific requirements/comments:

Please specify Metals or TAL.

Sample Filtration
☐ Done
☐ Lab to do
Preservation
☐ Lab to do
(Please Specify below)

ALPHA Lab ID (Lab Use Only)	Sample ID	Collection Date	Collection Time	Sample Matrix	Sampler's Initials	TCL VOC	TCL SVOC	TCL Pesticides	TCL PCB	TAL Metals	Cyanide			Sample Specific Comments	Total Bottle
02743-01	MW-B-2	1/26/17	0830	GW	DA	X	X	X	X	X	X				11
Container Type						AV	A	A	A	P	P				
Preservative						B				C	E				

Preservative Code:
A = None
B = HCl
C = HNO_3
D = H_2SO_4
E = NaOH
F = MeOH
G = $NaHSO_4$
H = $Na_2S_2O_3$
K/E = Zn Ac/NaOH
O = Other

Container Code
P = Plastic
A = Amber Glass
V = Vial
G = Glass
B = Bacteria Cup
C = Cube
O = Other
E = Encore
D = BOD Bottle

Westboro: Certification No: MA935
Mansfield: Certification No: MA015

Relinquished By:	Date/Time	Received By:	Date/Time
[signature]	1/26/17 1830	[signature] AAL	1/26/17 2205
[signature]	1/26/17 2210	[signature]	1/27/17 0030

Please print clearly, legibly and completely. Samples can not be logged in and turnaround time clock will not start until any ambiguities are resolved. BY EXECUTING THIS COC, THE CLIENT HAS READ AND AGREES TO BE BOUND BY ALPHA'S TERMS & CONDITIONS. (See reverse side.)

Form No: 01-25 HC (rev. 30-Sept-2013)

Certification Information

The following analytes are not included in our Primary NELAP Scope of Accreditation:

Westborough Facility
EPA 624: m/p-xylene, o-xylene
EPA 8260C: NPW: 1,2,4,5-Tetramethylbenzene; 4-Ethyltoluene, Azobenzene; SCM: Iodomethane (methyl iodide), Methyl methacrylate, 1,2,4,5-Tetramethylbenzene; 4-Ethyltoluene.
EPA 8270D: NPW: Dimethylnaphthalene,1,4-Diphenylhydrazine; SCM: Dimethylnaphthalene,1,4-Diphenylhydrazine.
EPA 300: DW: Bromide
EPA 6860: NPW and SCM: Perchlorate
EPA 9010: NPW and SCM: Amenable Cyanide Distillation
EPA 9012B: NPW: Total Cyanide
EPA 9050A: NPW: Specific Conductance
SM3500: NPW: Ferrous Iron
SM4500: NPW: Amenable Cyanide, Dissolved Oxygen; SCM: Total Phosphorus, TKN, NO2, NO3.
SM5310C: DW: Dissolved Organic Carbon

Mansfield Facility
SM 2540D: TSS
EPA 3005A NPW
EPA 8082A: NPW: PCB: 1, 5, 31, 87,101, 110, 141, 151, 153, 180, 183, 187.
EPA TO-15: Halothane, 2,4,4-Trimethyl-2-pentene, 2,4,4-Trimethyl-1-pentene, Thiophene, 2-Methylthiophene, 3-Methylthiophene, 2-Ethylthiophene, 1,2,3-Trimethylbenzene, Indan, Indene, 1,2,4,5-Tetramethylbenzene, Benzothiophene, 1-Methylnaphthalene.
Biological Tissue Matrix: EPA 3050B

The following analytes are included in our Massachusetts DEP Scope of Accreditation

Westborough Facility:

Drinking Water
EPA 300.0: Nitrate-N, Fluoride, Sulfate; **EPA 353.2**: Nitrate-N, Nitrite-N; **SM4500NO3-F**: Nitrate-N, Nitrite-N; **SM4500F-C, SM4500CN-CE, EPA 180.1, SM2130B, SM4500Cl-D, SM2320B, SM2540C, SM4500H-B**
EPA 332: Perchlorate; **EPA 524.2:** THMs and VOCs; **EPA 504.1:** EDB, DBCP.
Microbiology: **SM9215B; SM9223-P/A, SM9223B-Colilert-QT,SM9222D**.

Non-Potable Water
SM4500H,B, EPA 120.1, SM2510B, SM2540C, SM2320B, SM4500CL-E, SM4500F-BC, SM4500NH3-BH, **EPA 350.1**: Ammonia-N, **LACHAT 10-107-06-1-B**: Ammonia-N, **SM4500NO3-F, EPA 353.2**: Nitrate-N**, EPA 351.1, SM4500P-E, SM4500P-B, E, SM4500SO4-E, SM5220D, EPA 410.4, SM5210B, SM5310C, SM4500CL-D, EPA 1664, EPA 420.1, SM4500-CN-CE, SM2540D.**
EPA 624: Volatile Halocarbons & Aromatics,
EPA 608: Chlordane, Toxaphene, Aldrin, alpha-BHC, beta-BHC, gamma-BHC, delta-BHC, Dieldrin, DDD, DDE, DDT, Endosulfan I, Endosulfan II, Endosulfan sulfate, Endrin, Endrin Aldehyde, Heptachlor, Heptachlor Epoxide, PCBs
EPA 625: SVOC (Acid/Base/Neutral Extractables), **EPA 600/4-81-045**: PCB-Oil.
Microbiology: **SM9223B-Colilert-QT; Enterolert-QT, SM9221E.**

Mansfield Facility:

Drinking Water
EPA 200.7: Ba, Be, Cd, Cr, Cu, Ni, Na, Ca. **EPA 200.8:** Sb, As, Ba, Be, Cd, Cr, Cu, Pb, Ni, Se, TL. **EPA 245.1** Hg.

Non-Potable Water
EPA 200.7: Al, Sb, As, Be, Cd, Ca, Cr, Co, Cu, Fe, Pb, Mg, Mn, Mo, Ni, K, Se, Ag, Na, Sr, TL, Ti, V, Zn.
EPA 200.8: Al, Sb, As, Be, Cd, Cr, Cu, Pb, Mn, Ni, Se, Ag, TL, Zn.
EPA 245.1 Hg.
SM2340B

For a complete listing of analytes and methods, please contact your Alpha Project Manager.

ALPHA ANALYTICAL

Westborough, MA 01581
8 Walkup Dr.
TEL: 508-898-9220
FAX: 508-898-9193

Mansfield, MA 02048
320 Forbes Blvd
TEL: 508-822-9300
FAX: 508-822-3288

NEW YORK CHAIN OF CUSTODY

Service Centers
Mahwah, NJ 07430: 35 Whitney Rd, Suite 5
Albany, NY 12205: 14 Walker Way
Tonawanda, NY 14150: 275 Cooper Ave, Suite 105

Page 1 of 1

Date Rec'd in Lab: 3/9/17

ALPHA Job #: L1707302

Client Information

Client: CT Male
Address: 50 Century Hill Drive
Latham, NY 12110
Phone: 518-786-7400
Fax: 518-786-7299
Email: s.bieber@ctmale.com

Project Information

Project Name: CPG Phase 4/5
Project Location: Yonkers NY
Project #: 16.6669
(Use Project name as Project #) ☐
Project Manager: Steve Bieber
ALPHAQuote #:

Turn-Around Time

Standard ☒ Due Date:
Rush (only if pre approved) ☐ # of Days:

Deliverables

☐ ASP-A ☒ ASP-B
☐ EQuIS (1 File) ☐ EQuIS (4 File)
☐ Other

Regulatory Requirement

☐ NY TOGS ☐ NY Part 375
☐ AWQ Standards ☐ NY CP-51
☐ NY Restricted Use ☐ Other
☐ NY Unrestricted Use
☐ NYC Sewer Discharge

Billing Information

☐ Same as Client Info
PO #

Disposal Site Information

Please identify below location of applicable disposal facilities.
Disposal Facility:
☐ NJ ☐ NY
☐ Other: NA

These samples have been previously analyzed by Alpha ☐

Other project specific requirements/comments:

Please specify Metals or TAL.

ANALYSIS

Sample Filtration
☐ Done
☐ Lab to do
Preservation
☐ Lab to do
(Please Specify below)

ALPHA Lab ID (Lab Use Only)	Sample ID	Collection Date	Collection Time	Sample Matrix	Sampler's Initials	NYTCL-8260	NYTCL-8270	NYTCL-8082	NYTCL-8081	Total Cn	TAL Metals Inc.Hg			Sample Specific Comments	Total Bottles
07302-01	178MW01	3/8/17	0840	GW	DA	X	X	X	X	X	X				11
-02	178MW02	↓	0920	GW	DA	X	X	X	X	X	X				11
-03	178MW03		1000	GW	DA	X	X	X	X	X	X				11
-04	178MW04		1040	GW	DA	X	X	X	X	X	X				11
-05	MWGP01	↓	1130	GW	DA	X	X	X	X	X	X				11
-06	Transport Blank	—	—	GW	—	X									2
				GW											
				GW											
				GW											
				GW											
	Container Type					V	A	A	A	P	P				
	Preservative					B	A	A	A	E	C				

Preservative Code:
A = None
B = HCl
C = HNO_3
D = H_2SO_4
E = NaOH
F = MeOH
G = $NaHSO_4$
H = $Na_2S_2O_3$
K/E = Zn Ac/NaOH
O = Other

Container Code
P = Plastic
A = Amber Glass
V = Vial
G = Glass
B = Bacteria Cup
C = Cube
O = Other
E = Encore
D = BOD Bottle

Westboro: Certification No: MA935
Mansfield: Certification No: MA015

Relinquished By:	Date/Time	Received By:	Date/Time
[signature]	3/8/17 1615	[signature]	3/8/17 1645
		[signature]	3/9/17 0B

Please print clearly, legibly and completely. Samples can not be logged in and turnaround time clock will not start until any ambiguities are resolved. BY EXECUTING THIS COC, THE CLIENT HAS READ AND AGREES TO BE BOUND BY ALPHA'S TERMS & CONDITIONS.

Form No: 01-25 (rev. 30-Sept-2013)

Custody Seal

Date 3-3-17 Project CPG 4/5

Signature Robert Haines Container 6 of 6

Custody Seal

Date 3-3-17 Project CPG 4/5

Signature Robert Haines Container # 5 of 6

Custody Seal

Date 3-3-17 Project CPG 4/5

Signature Robert Haines Container # 3 of 6

EXHIBIT 1

2014 C.T. MALE PHASE I ESA REPORT

(TEXT BODY)

August 27, 2014

Phase I
Environmental Site Assessment
Cottage Place Gardens Site
8 Cottage Place
City of Yonkers
Westchester County, New York

Prepared for:

THE COMMUNITY BUILDERS, INC.
744 Broadway
Albany, New York 12207

Prepared by:

C.T. MALE ASSOCIATES
50 Century Hill Drive
Latham, New York 12110
(518) 786-7400
FAX (518) 786-7299

C.T. Male Project No: 14.4452

Unauthorized alteration or addition to this document is a violation of the New York State Education Law.

© Copyright 2014
C.T. MALE ASSOCIATES, ENGINEERING, SURVEYING, ARCHITECTURE & LANDSCAPE ARCHITECTURE, D.P.C.

PHASE I
ENVIRONMENTAL SITE ASSESSMENT REPORT
COTTAGE PLACE GARDENS SITE

TABLE OF CONTENTS

Page

SUMMARY **1**

1.0 INTRODUCTION **2**

1.1 Purpose 2
1.2 Scope of Work 3
1.3 Significant Assumptions 3
1.4 Limitations and Exceptions of the Assessment 4
1.5 Special Terms and Conditions 4
1.6 Reliance 5

2.0 SITE DESCRIPTION **6**

2.1 Site Location 6
2.2 Property/Business Owner 6
2.3 Current and Former Site Uses 6
2.4 Total Site Area and Topographic Description 6
2.5 Site Geology 6
2.6 Site Buildings and Structures 6
2.7 Site Utilities 7
2.8 Roadways or Driveways on or Adjoining the Site 8
2.9 Surrounding Land Uses 8

3.0 USER PROVIDED INFORMATION **9**

3.1 Title Records 9
3.2 Environmental Liens or Activity and Use Limitations 9
3.3 Specialized Knowledge 9
3.4 Commonly Known or Reasonably Ascertainable Information 9
3.5 Valuation Reduction for Environmental Issues 10
3.6 Reason for Performing Phase I 10
3.7 Other User Provided Information 10

PHASE I
ENVIRONMENTAL SITE ASSESSMENT REPORT
COTTAGE PLACE GARDENS SITE

TABLE OF CONTENTS

		Page
4.0	**STANDARD ENVIRONMENTAL RECORD SOURCES**	**11**
4.1	Federal National Priorities List (NPL) Facilities (Listed and De-Listed)	11
4.2	Federal Comprehensive Environmental Response, Compensation and Liability Act (CERCLA) Hazardous Waste Facility List	11
4.3	Federal Resource Conservation and Recovery Act (RCRA) Treatment, Storage and Disposal (TSD) Facilities List	11
4.4	Federal RCRA Generators List and Corrective Action List	11
4.5	Federal Emergency Response Notification System (ERNS) List	12
4.6	Federal Institutional Control and Engineering Control Registries	12
4.7	State/Tribal Hazardous Waste Facility List	12
4.8	State/Tribal Solid Waste Facility List	12
4.9	State Petroleum Bulk Storage (PBS) Tank and Chemical Bulk Storage (CBS) Facilities	12
4.10	State/Tribal Leaking Storage Tanks List	13
4.11	State/Tribal Institutional Control and Engineering Control Registries	13
4.12	State/Tribal Voluntary Cleanup Program (VCP) List	13
4.13	State/Tribal Brownfields List	13
4.14	Applicable State Lists	14
5.0	**RECORDS REVIEW AND INTERVIEWS**	**15**
5.1	Previous Environmental Site Assessments	15
5.2	Aerial Photographs	15
5.3	Sanborn Fire Insurance Maps	15
5.4	Information From Local Official(s)	15
5.5	Information From Health Department Official(s)	16
5.6	Information From Current or Former Property Owner(s)	16
5.7	Information From the Site Manager	16
5.8	Information from the Site Occupants	16

PHASE I
ENVIRONMENTAL SITE ASSESSMENT REPORT
COTTAGE PLACE GARDENS SITE

TABLE OF CONTENTS

		Page
6.0	**SITE RECONNAISSANCE**	**17**
6.1	Conditions of the Reconnaissance	17
6.2	Polychlorinated Biphenyl-Containing (PCB)/Liquid Containing Equipment	17
6.3	Site Drainage	17
6.4	Site Waste Profile	18
6.5	Underground Storage Tanks (USTs) and/or Above Ground Storage Tanks (ASTs)	19
6.6	Observed Evidence of Potential or Known Site Contamination	20
7.0	**FINDINGS, OPINION AND CONCLUSIONS**	**21**
7.1	Findings	21
7.2	Opinion	22
7.3	Conclusions	22
7.4	Opinion Regarding Further Inquiry	23
8.0	**DEVIATIONS AND ADDITIONAL SERVICES**	**24**
9.0	**SIGNATURES**	**25**
10.0	**REFERENCES**	**26**

LIST OF APPENDICES

APPENDIX A: Figures/Maps
APPENDIX B: Site Visit Photographs
APPENDIX C: User Questionnaire
APPENDIX D: Records of Communication and Records Reviewed
APPENDIX E: Environmental Database Report
APPENDIX F: Qualifications

SUMMARY

C.T. Male Associates review of general property information, observation of adjacent properties, research of historical property information, including a review of environmental databases, and a site reconnaissance revealed the following with respect to Recognized Environmental Conditions (RECs), Historical Recognized Environmental Conditions (HRECs), and Controlled Environmental Conditions (CRECs):

	No Further Action	REC	HREC	CREC	Refer to Section
Property Operations	X				2.3
Neighboring Properties	X				2.10
User Provided Information	X				3.0
Regulatory Review - Site	X				4.0
Regulatory Review – Surrounding Properties		X			4.0
Historical Review		X			5.0
Liquid Containing Equipment	X				6.2
Site Drainage	X				6.3
Site Waste Profile	X				6.4
Underground Storage Tanks		X			6.5
Above Ground Storage Tanks	X				6.5
Stressed Vegetation, Staining and Odors	X				6.6

Notes/Recommendations: To understand the subject site and report, the complete report needs to be reviewed. The findings, opinion and conclusions with respect to the subject site are presented in Section 7.0.

1.0 INTRODUCTION

This report presents the findings of a Phase I Environmental Site Assessment (ESA) conducted by C.T. Male Associates Engineering, Surveying, Architecture & Landscape Architecture, D.P.C. (C.T. Male Associates) at the Cottage Place Gardens Site which is located in the City of Yonkers, Westchester County, New York. The site assessment was performed at the request of Mr. Jesse Batus of The Community Builders, Inc.

This site assessment has been performed in general conformance with the scope and limitations as outlined in ASTM E 1527-13, Standard Practice for Environmental Site Assessments: Phase I Environmental Site Assessment Process, and in accordance with our contract dated August 5, 2014.

1.1 Purpose

The purpose of this Phase I Environmental Site Assessment was to reasonably identify RECs on the property. A REC is defined as the presence or likely presence of hazardous substances or petroleum products in, on, or at a property: (1) due to any release to the environment; (2) under conditions indicative of a release to the environment; or (3) under conditions that pose a material threat of a future release to the environment. *De minimis*[1] conditions are not RECs. A Historical Recognized Environmental Condition (HREC) is a past release of any hazardous substances or petroleum products that has occurred in connection with the property and has been addressed to the satisfaction of the applicable regulatory authority or meeting unrestricted residential use criteria. A Controlled Recognized Environmental Condition (CREC) is a REC resulting from a past release of hazardous substances or petroleum products that has been addressed to the satisfaction of the applicable regulatory authority, with hazardous substances or petroleum products allowed to remain in place subject to the implementation of required controls.

A finding of no RECs is not a warranty or guarantee that the site remains free from contamination. The purpose of this report is not intended to include *de minimis* conditions. This report is also not intended to serve as a compliance assessment of the subject property. This environmental site assessment is designed to reduce, but

[1] Conditions that generally do not present a threat to human health or the environment and that generally would not be the subject of an enforcement action if brought to the attention of appropriate governmental agencies.

not eliminate, uncertainty regarding the potential for RECs in connection with the property, within reasonable limits of time and cost.

1.2 Scope of Work

This environmental site assessment consisted of the following scope of work:

- A site reconnaissance, including a walkthrough of the site buildings and site grounds, to identify areas of potential environmental concern;
- Interviews with site representatives knowledgeable of current and former site operations;
- Review of municipal property records and information provided by local government agencies;
- Review of historical information and documents;
- Review of federal and state agency database information for the subject property and neighboring properties to identify potential concerns that could adversely affect the environmental condition of the property; and
- Preparation of a report documenting the findings of the environmental site assessment.

1.3 Significant Assumptions

The following assumptions are made by C.T. Male Associates in this report. C.T. Male Associates relied on information derived from secondary sources including governmental agencies, the client, designated representatives of the client, property owner contact, computer databases and personal interviews. Except as set forth in this report, C.T. Male Associates has made no independent investigation as to the accuracy and completeness of the information derived from secondary sources, and has assumed that such information is accurate and complete. C.T. Male Associates assumes information provided by or obtained from governmental agencies including information obtained from government websites is accurate and complete. Groundwater flow, unless otherwise specified by other data and information, is assumed based on land surface contours depicted on the United States Geological Survey topographic maps. C.T. Male Associates assumes the property has been correctly and accurately identified by the client and property owner contact.

1.4 Limitations and Exceptions of the Assessment

The information presented in this report is limited to the investigation conducted as described in the referenced ASTM guidelines for conducting environmental site assessments, and is not necessarily all inclusive of conditions present at the subject site. Due to inherent limits of time and cost, uncertainty about site conditions remains. The findings, opinion and conclusions stated in this report are based on the data and information provided, and observations and conditions that existed on the date and time of the site visit. Specific limitations included the following:

- Access Limitations: None
- Physical Obstructions to Observations: Lack of lighting in the crawl spaces beneath the site buildings limited a clear view of these areas.
- Outstanding Information Requests: City of Yonkers and New York State Department of Health.
- Historical Data Source Failure: None
- Other: The information presented in the report is based on information gathered in accordance with the Scope of Services defined in Section 1 of this report. Information provided by site contacts and local, State and County officials known to be responsible for regulating and enforcing site area environmental conditions was utilized in assessing the environmental conditions at the site. The accuracy of conclusions drawn from this assessment is therefore dependent upon the accuracy of the information provided.

1.5 Special Terms and Conditions

This Phase I Environmental Site Assessment was prepared in accordance with the stated and agreed upon Scope of Work. No special terms and conditions are applicable to this assessment. This site assessment did not include a review of non-scope issues as identified by ASTM E 1527 including asbestos containing materials, radon, lead in drinking water, lead based paint, wetlands, regulatory compliance, industrial hygiene, health & safety, ecological resources, endangered species, indoor air quality, mold and cultural & historic resources.

1.6 Reliance

This Phase I ESA has been prepared for the sole use of The Community Builders, Inc. The Municipal Housing Authority for the City of Yonkers may rely on this report. This Phase I ESA cannot be relied upon by other parties without the express written consent of C.T. Male Associates and The Community Builders, Inc.

2.0 SITE DESCRIPTION

2.1 Site Location

The subject site is addressed as 8 Cottage Place in the City of Yonkers, Westchester County, New York. The subject site was identified on the City of Yonkers tax maps as being within the parcel with section 2, block 2094, lot 1. A site location map is included in Appendix A as Figure 1. A map showing the site property boundaries is included in Appendix A as Figure 2.

2.2 Property/Business Owner

According to assessment records, the current property owner is the Municipal Housing Authority of the City of Yonkers (MHACY) of Yonkers, New York.

2.3 Current and Former Site Uses

The site has consisted of a public housing apartment complex since its construction in the late 1940's. Prior to this time, the site was developed with multiple single and multi-family dwellings, stores and a garage since as late as 1886.

2.4 Total Site Area and Topographic Description

The subject site incorporates approximately 4.59 acres of land. The northwestern portion of the site containing buildings 10 and 11 and surrounding lands (see Figure 2) is not part of the site. According to the United States Geological Survey (USGS) Topographic Map, the subject site lies at approximately 90 to 130 feet above Mean Sea Level. Generally, the site slopes moderately from east to west.

2.5 Site Geology

Soils are mapped by the United States Department of Agriculture Web Soil Survey as Urban Land.

2.6 Site Buildings and Structures

There are currently 11 apartment buildings on the site. The buildings are numbered 1 to 9, 12 and 13, as depicted on Figure 2. The buildings have red brick exteriors and flat roofs. Interior portions of the building consist of plaster walls and ceilings with tiled and concrete flooring. A summary of the buildings is provided in the following table.

Bldg No's	Description
1 & 2	Each building contains a main ground floor level plus three additional stories. A boiler room, utility room and compactor room are located on the main level in each building. Each building contains a crawl space type basement that is used for utility access. Building 1 contains a public laundry room on the main level. The buildings are not equipped with elevators.
3 - 9 & 13	Each building contains a main ground floor level plus three additional stories. A hot water/utility room and compactor room are located on the main level in each building. Each building contains a crawl space type basement that is used for utility access. Building 5 contains a public laundry room on the main level. Buildings 4 and 5 are each equipped with elevators as these buildings are delegated to senior citizens. Building 8 contains the complex management office and recreation room on the main floor. Building 4 contains a community room on the main floor.
12	Building 12 contains a main ground floor level plus three additional stories. The northern ground level of the building contains a utility room, compactor room and maintenance shop for the site's maintenance personnel. The southern side of the building contains a full basement housing the site's main boiler room. A smoke stack is located at the southeast exterior of the building.

2.7 Site Utilities

Electricity and natural gas are supplied to the site by Con Edison. Municipal water and sewer service are provided by the City of Yonkers. Site buildings 3 to 9, 12 and 13 are heated by hot water radiant heat that is generated from two natural gas fired boilers located in the basement of Building 12. According to the site contact, the boilers were converted to natural gas approximately three years ago. Prior to this, the boilers were fueled by fuel oil stored in underground storage tanks. Buildings 1 and 2 are each heated by hot water radiant heat that is generated from natural gas fired boilers located on the main level of each building. According to the site contact, Buildings 1 and 2 originally obtained their hot water radiant heat from the main boilers in Building 12. Individual boilers were reportedly installed in Buildings 1 and 2 approximately 3 years ago as a result of a faulty hot water supply line into these buildings from the main boiler in Building 12.

2.8 Roadways or Driveways on or Adjoining the Site

The site is accessed from Warburton Avenue (west of the site), Willow Place (adjacent north to the site) and Bishop WM Walls Place (adjacent southeast to the site). Irving Place originates along the eastern side of Warburton Avenue and traverses southern portions of the site. Cottage Place traverses eastern portions of the site and originates at the eastern end of Willow Place and along the northern side of Bishop WM Walls Place.

2.9 Surrounding Land Uses

The surrounding land uses, as identified during the site visit, are described as follows:

North - Willow Place followed by single and multi-family dwellings, and a Church.

West - Buildings 10 and 11 of Cottage Place Gardens, former community gardens, multi-family dwellings, Wood Place, vacant land and an automotive repair facility.

East - Old Croton Aqueduct easement and a Church followed by multi-family dwellings.

South - High rise apartment complex with parking lot and former Public School 6 currently being developed into multi-family housing.

3.0 USER PROVIDED INFORMATION

The user (Jesse Batus of The Community Builders) was provided a "user questionnaire" along with the proposed scope of services. The user returned a completed questionnaire which is included in Appendix C.

Note: In order to qualify for one of the Landowner Liability Protections offered by the Small Business Liability Relief and Brownfields Revitalization Act of 2001, (the "Brownfields Amendments"), the user must provide the information outlined in this section. Failure to provide this information could result in a determination that "all appropriate inquiry" is not complete.

3.1 Title Records

A chain of title or other title records were not provided by the user for review at the time of this report.

3.2 Environmental Liens or Activity and Use Limitations

According to the response to the user questionnaire, the user is not aware of environmental liens or activity or use limitations for the site.

It is recommended that the user engage a title company or title professional to undertake a review of reasonably ascertainable recorded land title records and lien records for environmental liens or activity and use limitations recorded against or related to the property to satisfy Sections 3.1. and 3.2 of this report.

3.3 Specialized Knowledge

According to the response to the user questionnaire, the user has specialized knowledge of the site. The user is a real estate developer with knowledge of the area from other development initiatives.

3.4 Commonly Known or Reasonably Ascertainable Information

According to the response to the user questionnaire, the user has knowledge of commonly known or reasonably ascertainable information concerning the site. The user indicated that the existing buildings are known to have asbestos-containing materials. Abatement is known to have occurred in some buildings, related to removal of pipe wrap located within some crawl spaces.

3.5 Valuation Reduction for Environmental Issues

Not applicable, this ESA is not being prepared pursuant to the sale of the property.

3.6 Reason for Performing Phase I

The reason for performing this Phase I ESA is for financial transactions/development initiative.

3.7 Other User Provided Information

User provided information was highlighted in Sections 3.3 and 3.4.

4.0 STANDARD ENVIRONMENTAL RECORD SOURCES

Federal and state environmental databases were reviewed in accordance with ASTM E-1527 Standards to determine if the site or nearby surrounding properties are listed on these databases. The databases were searched for the areas within the ASTM recommended search distance, unless otherwise noted. Reviewed databases are listed below. A copy of the database report is included in Appendix E.

4.1 Federal National Priorities List (NPL) Facilities (Listed and De-Listed)

The subject site was not listed as a NPL hazardous waste facility. One NPL facility was listed within one mile of the subject site, it being the Hudson River PCBs. Based on area topography, the Hudson River does not appear to be located hydraulically up-gradient relative to the subject site.

4.2 Federal Comprehensive Environmental Response, Compensation and Liability Act (CERCLA) Hazardous Waste Facility List

The subject site was not listed as a CERCLA hazardous waste facility. In addition to the Hudson River PCBs, one CERCLA hazardous waste facility was listed within ½ mile of the subject site. The facility is the Patclin Chemical Company, 66 Alexander Street, located approximately 0.36 miles southwest of the site. Based on area topography, this facility does not appear to be located hydraulically up-gradient relative to the subject site.

4.3 Federal Resource Conservation and Recovery Act (RCRA) Treatment, Storage and Disposal (TSD) Facilities List

The subject site was not listed as a RCRA TSD facility. No RCRA TSD facilities were listed within ½ mile of the subject site.

4.4 Federal RCRA Generators List and Corrective Action List

The subject site was not listed on the RCRA generator list. The site's south adjoining Public School 6 property was listed as a large quantity generator of hazardous levels of lead in relation to remedial activities conducted at this site as part of its inclusion in the NYS Brownfields Cleanup Program.

The subject site was not listed as a RCRA Corrective Action facility. No RCRA Corrective Action facilities were listed within one mile of the subject site.

4.5 Federal Emergency Response Notification System (ERNS) List

The subject site was not listed on the ERNS list.

4.6 Federal Institutional Control and Engineering Control Registries

The subject site was not listed on the Federal Institutional Control or Engineering Control registries.

4.7 State/Tribal Hazardous Waste Facility List

The subject site was not listed as a State or Tribal hazardous waste facility. No State or tribal hazardous waste facilities were listed within one mile of the subject site.

4.8 State/Tribal Solid Waste Facility List

The subject site was not listed on the State or Tribal solid waste facility list. One State listed solid waste facility was listed within ½ mile of the subject site. The facility is Danny's Towing, 98-100 Warburton Avenue, located approximately ¼ mile south of the site. Based on area topography, this facility does not appear to be located hydraulically up-gradient relative to the subject site.

4.9 State Petroleum Bulk Storage (PBS) Tank and Chemical Bulk Storage (CBS) Facilities

The site was not listed on the State PBS or CBS facilities list. However, two underground tanks are known to exist at the site.

NYSDEC Reg. #	Type (AST/UST)	Capacity (Gallons)	Date Installed	Date Removed	Content	Location
NA	UST	20,000	Late 1940's	Not Removed	Fuel Oil	East of Building 12
NA	UST	20,000	Late 1940's	Not Removed	Fuel Oil	East of Building 12

The following immediately adjoining properties were listed on the State PBS or CBS facilities list.

All County Homes Corp. (Former Scott Station)
178 Warburton Ave
Site's western adjoining property

The database report indicates that 11 underground tanks were closed by removal at this facility. The tanks ranged in capacity from 750 to 3,000 gallons.

Yonkers Public School No. 6
33 Ashburton Avenue
Site's southern adjoining property

The database report indicates that a 5,000-gallon underground tank and a 20,000-gallon underground tank were closed by removal at this facility.

4.10 State/Tribal Leaking Storage Tanks List

The site was not listed on the State or Tribal leaking storage tank list. Seventy-six (76) leaking storage tank incidents were listed within ½ mile of the site. Of these all are listed as closed, except for a leaking tank incident at 26 Willow Place, which is the site's northeastern adjoining property and is considered hydraulically upgradient of the site with respect to inferred groundwater flow direction. According to the database report and the NYSDEC Spill Record, an unknown quantity of fuel oil has impacted soils at this property.

4.11 State/Tribal Institutional Control and Engineering Control Registries

The subject site was not listed on State or Tribal Institutional Control or Engineering Control registries.

4.12 State/Tribal Voluntary Cleanup Program (VCP) List

The site was not listed on the state or tribal VCP list. Five VCP facilities and two Environmental Restoration Program (ERP) facilities were listed within ½ mile of the site. Based on area topography, these facilities do not appear to be located hydraulically up-gradient relative to the subject site.

4.13 State/Tribal Brownfields List

The site was not listed on the State or Tribal Brownfields list. Nine Brownfields sites were identified within ½ mile of the subject site. Two of the Brownfields sites adjoin the subject site.

The 188 Warburton Avenue site constitutes the site's northwestern adjoining property. This site has recently entered the Brownfields program and is considered hydraulically downgadient of the site with respect to inferred groundwater flow direction.

The 33 Ashburton Avenue site constitutes the site's southeastern adjoining property. C.T. Male Associates was the environmental consultant during all phases of remediation. The 33 Ashburton Avenue site received a Certificate of Completion from NYSDEC in 2013. During the course of the remedial activities, it was discovered that petroleum impacted soils and groundwater were present at the northern property boundary of the 33 Ashburton Avenue site and that these contaminants had migrated onto the subject site. The source of the petroleum contamination on the 33 Ashburton Avenue site was determined to be from an off-site former gasoline station located immediately east of the 33 Ashburton Avenue site. Contaminants extending beyond the 33 Ashburton Avenue site boundaries were not remediated as a function of the brownfields cleanup.

4.14 Applicable State Lists

The New York State Department of Environmental Conservation (NYSDEC) spills database was reviewed to determine if spills have occurred at the subject site or adjoining parcels. No spills were listed for the subject site.

The following spills were listed for the immediately adjoining parcels.

Fisher
26 Willow Place
Site's NE adjoining property
Spill Status: Closed

188 Warburton Ave. Site
188 Warburton Avenue
Site's NW adjoining property
Spill Status: Closed

Habitat for Humanity
27 Willow Place
Site's northern adjoining property
Spill Status: Closed

Ame Zion Church
42 Bishop Walls Place
Site's SE adjoining property
Spill Status: Closed

5.0 RECORDS REVIEW AND INTERVIEWS

5.1 Previous Environmental Site Assessments

No previous environmental site assessments are reported to have been conducted for the subject site.

5.2 Aerial Photographs

Aerial photographs were reviewed for the years 2005 and 2010 from Google Earth and for the years 1954, 1966, 1974, 1989 and 1994 as provided by Environmental Data Resources (EDR). All of the reviewed photos depict multiple buildings on the subject site consistent with present day usage.

The aerial photographs are included in Appendix A as Figures 3A-3G. The boundaries depicted on the photographs are for schematic purposes only and do not represent the actual boundaries of the site.

5.3 Sanborn Fire Insurance Maps

Sanborn Fire Insurance Maps were reviewed for the years 1886, 1898, 1917, 1942, 1951, 1956, 1957, 1971, 1978, 1989, 1990, 1991 and 2004. The maps depict the following:

1886, 1898, 1917 and 1942 maps: These maps show the site developed with multiple structures used as single and multi-family dwellings and as stores. Three roads transect the site; Irving Place, Wood Place and Cottage Place. A structure identified as a "Garage" is depicted on the 1917 map on southeastern portions of the site.

1951, 1956, 1957, 1971, 1978, 1989, 1990, 1991 and 2004 maps: These maps show the site developed with multiple apartment buildings consistent with present day conditions.

The Sanborn maps are included in Appendix A as Figures 4A-4M. Boundaries depicted on the maps are for schematic purposes only and do not represent the actual boundaries of the site.

5.4 Information From Local Official(s)

A Freedom of Information Law (FOIL) request was submitted to the City of Yonkers Clerk requesting documents from the following departments: Assessment, Building Department, Historian, Engineering, Fire Department and Clerk. At the time of this

report a response had not been received from the City of Yonkers. If pertinent information is received, it will be forwarded upon receipt.

Property assessment records were reviewed on-line from Landmax Data Systems.

5.5 Information From Health Department Official(s)

A FOIL request was submitted to the New York State Department of Health to determine if the Department of Health has records concerning soil or groundwater contamination for the subject site. At the time of this report a response had not been received from the Department of Health. If pertinent information is received, it will be forwarded upon receipt.

5.6 Information From Current or Former Property Owner(s)

Juaquin Padilla, Deputy Director of Field Operations Maintenance for MHACY was the site contact for this assessment and acted as a representative of the current property owner. Mr. Padilla was interviewed after the site visit. MHACY maintenance personnel provided a tour of the site buildings and grounds.

The current property owner representative was not aware of environmental liens or activity/land or use limitations for the site. Other information from Mr. Padilla is included in the appropriate sections of this report.

5.7 Information From the Site Manager

Mr. Padilla acted as the site manager.

5.8 Information from the Site Occupants

Tenants of Cottage Place Gardens were not available for interviews.

Records of communication are included in Appendix D.

6.0 SITE RECONNAISSANCE

6.1 Conditions of the Reconnaissance

6.1.1 Site Contact(s)

Juaquin Padilla and John VanNostrand (Maintenance Director) of MHACY were the site contacts and were present during the site visit. MHACY maintenance personnel provided access to the buildings.

6.1.2 Date of Visit

The site reconnaissance was conducted on Thursday, August 14, 2014 by Mr. Steve Bieber of C.T. Male Associates. During the site visit the weather was approximately 80°F with partly cloudy skies.

6.1.3 Areas Observed

The site and surrounding areas were observed from Warburton Avenue, Irving Place, Willow Place, Cottage Place and the approximate site boundaries. The central areas of the site were traversed and the buildings entered. Photographs taken during the site visit are included in Appendix B.

6.1.4 Limiting Conditions

Maintenance personnel did not have access to a storage room in Building 3. Limited lighting in the basement crawlspaces beneath the buildings limited a clear view of conditions within these areas.

6.2 Polychlorinated Biphenyl-Containing (PCB)/Liquid Containing Equipment

One pole-mounted transformer was identified on the site along the south side of Irving Place. The transformer did not appear to be leaking and grasses, asphalt and concrete beneath the transformer did not appear to be stained.

The site contact indicated that there are no transformers or capacitors on the subject site.

6.3 Site Drainage

6.3.1 Site Catch Basins and Discharge Location(s)

Several catch basins were identified in grassy, concrete and asphalt covered areas throughout the site. According to the site contact, the catch basins discharge to the

City of Yonkers storm water sewer system. Staining was not observed in media surrounding the catch basins.

6.3.2 Site Surface Water Bodies/Areas

No surface water bodies were identified on the site during the site visit.

6.3.3 Building Floor Drains and Discharge Location(s)

Floor drains were observed in concrete flooring in the utility rooms, compactor rooms and hot water rooms located on the main floors within all of the buildings, and in the boiler rooms in Buildings 1, 2 and 12. According to the site contact, all floor drains discharge to the City of Yonkers sanitary sewer system. Floor drains observed during the site reconnaissance did not emit chemical and/or petroleum type odors and staining was not observed on flooring surrounding the floor drains.

6.3.4 Dry Wells and Sumps

No dry wells or sumps were identified on the site during the site visit. According to the site contact, no dry wells or sumps are located on the site.

6.4 Site Waste Profile

6.4.1 Solid Wastes/Waste Deposits (Piles/Pits/Landfills/Lagoons)

No solid wastes were identified on the site during the site visit. According to the site contact, no solid wastes are generated, stored or disposed of on the site. Refuse generated by the site tenants is temporarily stored in garbage compactors located in each of the site buildings.

No waste deposits were identified on the site during the site visit. The site contact was not aware of waste deposits being located on the site.

6.4.2 Sludges (Generation/Storage/Disposal)

No sludge wastes were identified on the site during the site visit. According to the site contact, no sludges are generated, stored or disposed of on the site.

6.4.3 Liquids (Generation/Storage/Disposal)

No liquid wastes were identified on the site during the site visit. According to the site contact, no liquid wastes are generated, stored or disposed of on the site.

6.4.4 Wastewater Discharge(s)

No wastewater discharges were identified on the site during the site visit. According to the site contact, no wastewater is generated on the site.

6.4.5 Waste Lagoons or Disposal Pits (Current and Historic)

No waste lagoons or disposal pits were identified on the site during the site visit. According to the site contact, no current or historic waste lagoons or disposal pits are located on the site.

6.4.6 On-site Septic Systems

No septic systems were identified on the site during the site visit. The site is reportedly connected to the City of Yonkers municipal sewer system.

6.4.7 Drums/Containers

No drums of waste were identified on the site during the site visit. According to the site contact, no drums of waste are stored on the site.

55-gallon drums of boiler treatment solution and cleaning detergents were observed in the boiler room and maintenance shop in Building 12. The drums were not observed to be leaking and staining was not observed on surrounding flooring. Floor drains were not observed in the vicinity of the drums.

Containers of floor stripper and cleaning products were observed in the maintenance shop in Building 12. The containers ranged in size from less than one quart to five gallons. The containers were not observed to be leaking and staining was not observed on surrounding flooring. Floor drains were not observed in the vicinity of the drums.

6.5 Underground Storage Tanks (USTs) and/or Above Ground Storage Tanks (ASTs)

Two, 20,000-gallon underground fuel oil tanks are located on the site adjacent east of Building 12. The site contact indicated that the tanks were installed in 1948 and have been used to store fuel oil for the boilers up until approximately three years ago, when the boilers were converted to accept natural gas as a fuel. The site contact indicated that the tanks have been emptied out and that the tanks have passed all tank tightness testing. The most recent tank tightness testing conducted in July 2014

is included in Appendix D. The site contact indicated that there are no other underground and aboveground tanks on the site.

Small, approximate five to 10 gallon aboveground steel tanks containing hydraulic oil are located in the trash compactor rooms in each of the site buildings and in the elevator rooms in Buildings 4 and 5. The tanks did not appear to be leaking and liquids and heavy staining was not observed on flooring surrounding the tanks.

6.6 Observed Evidence of Potential or Known Site Contamination

6.6.1 Evidence of Soil Contamination/Liquid Discharges

Evidence of soil contamination or liquid discharges was not identified on the site during the site visit. Stressed vegetation was not identified on the site during the site visit. The site contact was not aware of soil or groundwater contamination from either on-site or off-site sources.

6.6.2 Soil or Surface Disturbances

No soil or surface disturbances were identified on the site during the site visit.

7.0 FINDINGS, OPINION AND CONCLUSIONS

7.1 Findings

The site has consisted of a public housing apartment complex since its construction in the late 1940's. Prior to this time, the site was developed with multiple single and multi-family dwellings, stores and a garage since as late as 1886.

The site was not identified in the searched environmental databases.

The site's northeast adjoining 26 Willow Place property was identified in the searched environmental databases as a Leaking Tanks site. According to the database report and the NYSDEC Spill Record, an unknown quantity of fuel oil has impacted soils at this property. The 26 Willow Place property is considered hydraulically upgradient of the site with respect tom inferred groundwater flow direction.

Petroleum impacted groundwater that has migrated through the 33 Ashburton Avenue Brownfields site from an off-site upgradient source has impacted the subject site.

A 1917 historic Sanborn map identified a structure labeled as a "Garage" on southeastern portions of the site.

One pole-mounted transformer was identified on the site along the south side of Irving Place. The transformer did not appear to be leaking and grasses, asphalt and concrete beneath the transformer did not appear to be stained.

Floor drains were observed in concrete flooring in the utility rooms, compactor rooms and hot water rooms located on the main floors within all of the buildings, and in the boiler rooms in Buildings 1, 2 and 12. According to the site contact, all floor drains discharge to the City of Yonkers sanitary sewer system. Floor drains observed during the site reconnaissance did not emit chemical and/or petroleum type odors and staining was not observed on flooring surrounding the floor drains.

55-gallon drums of boiler treatment solution and cleaning detergents were observed in the boiler room and maintenance shop in Building 12. The drums were not observed to be leaking and staining was not observed on surrounding flooring. Floor drains were not observed in the vicinity of the drums.

Containers of floor stripper and cleaning products were observed in the maintenance shop in Building 12. The containers ranged in size from less than one quart to five

gallons. The containers were not observed to be leaking and staining was not observed on surrounding flooring. Floor drains were not observed in the vicinity of the drums.

Two, 20,000-gallon underground fuel oil tanks are located on the site adjacent east of Building 12. The site contact indicated that the tanks were installed in 1948 and have been used to store fuel oil for the boilers up until approximately three years ago, when the boilers were converted to accept natural gas as a fuel. The site contact indicated that the tanks have been emptied out and that the tanks have passed all tank tightness testing. The site contact indicated that there are no other underground and aboveground tanks on the site.

Small, approximate five to 10 gallon aboveground steel tanks containing hydraulic oil are located in the trash compactor rooms in each of the site buildings and in the elevator rooms in Buildings 4 and 5. The tanks did not appear to be leaking and liquids and heavy staining was not observed on flooring surrounding the tanks.

7.2 Opinion

It is our opinion that the information and data collected during this Phase I ESA indicates the possible presence of hazardous substances or petroleum product within the site under conditions which indicate an existing release, past release or material threat of a release.

7.3 Conclusions

C.T. Male Associates has completed a Phase I Environmental Site Assessment for the Cottage Place Gardens Site in general conformance with the scope and limitations of ASTM Practice E 1527. This assessment has revealed no evidence of recognized environmental conditions in connection with the property except for the following:

A leaking fuel oil tank has impacted soils on the site's northeast adjoining 26 Willow Place property, which is located hydraulically upgradient of the subject site with respect to inferred groundwater flow direction.

Petroleum impacted soils and groundwater from the 33 Ashburton Avenue Brownfields site have migrated onto the subject site.

A 1917 historical Sanborn Map has identified a "Garage" structure on southeastern portions of the site.

Two, out of service, 20,000 gallon underground fuel oil tanks are currently located beneath the site, adjacent east of Building 12. The tanks were taken out of service approximately three years ago when the site boilers were converted to natural gas.

7.4 Opinion Regarding Further Inquiry

Based on the findings of this ESA, further inquiry would be necessary, as follows.

Conduct a subsurface investigation to aid in the collection of soil/fill and groundwater samples for subjective and laboratory analysis to determine potential site impacts from off-site sources (26 Willow Place Leaking Tanks site and 33 Ashburton Avenue Brownfields site), from the historic on-site garage structure, from the existing on-site underground storage tanks and supply line, and the fill materials used in the development of the site in the 1940s.

8.0 DEVIATIONS AND ADDITIONAL SERVICES

Deletions or deviations from the ASTM E 1527-13, Standard Practice for Environmental Site Assessments: Phase I Environmental Site Assessment Process, are described in Section 1.0 of this report.

No additional services beyond the scope of ASTM E 1527-13, Standard Practice for Environmental Site Assessments: Phase I Environmental Site Assessment Process were completed in conjunction with this Phase I ESA.

9.0 SIGNATURES

We declare that, to the best of our professional knowledge and belief we meet the definition of Environmental Professional as defined in 312.21 of 40 CFR Part 312. And we have the specific qualifications based on education, training, and experience to assess a property of the nature, history, and setting of the subject property. We developed and performed the all appropriate inquiries in conformance with the standards and practices set forth in 40 CFR Part 312.

Respectfully submitted,
C.T. MALE ASSOCIATES

Steve Bieber
Environmental Scientist

Reviewed and Approved By:

Kirk Moline
Project Manager

CTMA Project No. 14.4452
August 27, 2014
T:\14.4452\Submissions and Presentations\R Cottage Place Phase I ESA_FINAL_8.27.2014.pdf

10.0 REFERENCES

PEOPLE AND AGENCIES CONTACTED

- Jesse Batus, The Community Builders, Inc.
- Juaquin Padilla, The Municipal Housing Authority for the City of Yonkers.
- John VanNostrand, The Municipal Housing Authority for the City of Yonkers.
- City of Yonkers Historian.
- City of Yonkers Building Department.
- City of Yonkers Assessor's Office.
- City of Yonkers Fire Department.
- City of Yonkers Clerk's Office.
- City of Yonkers Engineer's Office.
- New York State Department of Health.

DOCUMENTS REVIEWED

- Aerial Photographs of the Yonkers Quadrangle for the years: 1954, 1966, 1974, 1989 and 1994 courtesy of Environmental Data Resources, Inc. Aerial Photographs of the Yonkers Quadrangle for the years: 2005 and 2010 courtesy of Google Earth.
- Environmental Database Report provided by Environmental Data Resources, Inc.
- Fire Insurance Maps from the Sanborn Map Company Archives. Late 19th Century to 1990: New York University Publications of America. Bethesda, Maryland (New York State Library).
- On-line assessment records provided by Landmax Data Systems.
- United States Department of Agriculture, Natural Resource Conservation Service, Web Soil Survey.
- United States Geological Survey Topographic Map of the Yonkers, NY Quadrangle, 1998, 7.5 Minute Series.

EXHIBIT 2

2015 C.T. MALE PHASE II ESA REPORT

C.T. MALE ASSOCIATES
Engineering, Surveying, Architecture & Landscape Architecture, D.P.C.

50 Century Hill Drive, Latham, NY 12110
518.786.7400 FAX 518.786.7299 www.ctmale.com

February 24, 2015

Mr. Jesse Batus
The Community Builders, Inc.
744 Broadway
Albany, NY 12207

Re: Phase II Environmental Site Assessment (ESA)
Cottage Place Gardens Site
City of Yonkers, Westchester County, New York
C.T. Male Project No. 14.4452

Dear Mr. Batus:

C.T. Male Associates Engineering, Surveying, Architecture & Landscape Architecture, D.P.C. (C.T. Male Associates) has competed a Phase II Environmental Site Assessment (ESA) for the above listed site. The Phase II ESA was conducted to evaluate recognized environmental conditions (RECs) identified during the course of a Phase I ESA conducted on the site in August 2014 and documented in C.T. Male Associates' Phase I ESA Report, dated August 27, 2014. RECs identified in the Phase I ESA Report included the following.

- A leaking fuel oil tank has impacted soils on the site's northeast adjoining 26 Willow Place property, which is located hydraulically upgradient of the subject site with respect to inferred groundwater flow direction to the west.
- Petroleum impacted soils and groundwater identified on the site's southeast adjoining 33 Ashburton Avenue Brownfields site were documented to have extended onto the subject site.
- A 1917 historical Sanborn Map has identified a "Garage" structure on southeastern portions of the site.
- Two, out of service, 20,000 gallon underground fuel oil tanks are currently located beneath the site, adjacent east of Building 12. The tanks were taken out of service approximately three years ago when the site boilers were converted to natural gas.

The Phase II ESA was conducted to evaluate subsurface conditions and the overall environmental quality of site soils and groundwater. The Phase II ESA involved the advancement of 17 soil borings and installation of 16 monitoring wells to aid in the collection of soil and groundwater samples for subjective screening and laboratory analysis. Advancement of the test borings also aided in evaluating the site's subsurface conditions. Site Location and Site Features Maps are attached as Figures 1 and 2, respectively in Attachment A.

Method of Investigation

Ground Penetrating Radar Survey

Prior to the commencement of the test boring activities, a Ground Penetrating Radar (GPR) survey was conducted at the site on November 21 and December 3, 2014 by New York Leak Detectors, Inc. (NYLD). The GPR was conducted to primarily aid in identifying the presence of underground utilities at the boring locations. It was also performed to evaluate for the presence of anomalies that may be representative of underground storage tanks, septic systems, dry wells or other subsurface disposal systems within the boundaries of the utility mark outs. Note that the GPR survey is a field method used to identify anomalies which may or may not represent underground storage tanks, utility lines or other buried structures/vessels, and further, if anomalies are not identified such a result is not a guarantee that underground storage tanks or other features do not exist beneath the site.

Test Borings

Seventeen borings depicted as B-A to B-Q were completed at the approximate locations depicted on Figure 2. The borings were completed on December 3, 4 and 5, 2014 by Aquifer Drilling & Testing, Inc. (ADT) employing direct-push methods utilizing a track-mounted Geoprobe unit. A C.T. Male representative was on-site for observing the drilling activities, collection of data, screening of recovered samples and selecting samples for laboratory analysis.

As depicted on Figure 2, 7 of the 17 borings were completed in the vicinity of Buildings 3, 6 and 7; which is the area of the site that will reportedly undergo the next phase of

redevelopment. Borings B-C, B-K, B-L and B-Q were completed in asphalt paved areas of the site and the remaining borings were completed within vegetated portions of the site. Borings B-F and B-G were completed in areas of the site assumed to be hydraulically downgradient of the spill identified at 26 Willow Place in the Phase I ESA. Borings B-L, B-M and B-N were completed in areas of the site assumed to be hydraulically downgradient of known petroleum contaminants in soil and groundwater identified at the 33 Ashburton Avenue site in the Phase I ESA report. Boring B-K was completed in the approximate location of a former garage identified on the southeastern portion of the site in the Phase I ESA report. Boring B-Q was completed in the vicinity of two existing 20,000-gallon underground tanks that once contained fuel oil for the apartment complex heating system.

Samples were collected at 2.5-foot intervals and visually classified in the field by a C.T. Male environmental scientist. The soil classifications for each boring are presented on the Subsurface Exploration Logs in Attachment C.

The recovered samples were subjectively screened in the field for potential impacts employing headspace analysis for organic vapors utilizing a photo ionization detector (PID) and organoleptic (sight and smell) perception. Field screening results are presented on the Organic Vapor Headspace Analysis Logs in Attachment D. One sample from each of the test boring was submitted for laboratory analysis. The selection of the samples for laboratory analysis was based on perceived evidence of subjective impacts and the occurrence of uncontrolled soil/fill materials. The samples were analyzed for the Target Compound List (TCL) volatile organic compounds (VOCs), semi-volatile organic compounds (SVOCs), pesticides, and PCBs, and the Target Analyte List (TAL) for metals including cyanide. Quality Assurance/Quality Control (QA/QC) samples consisting of a matrix spike (MS), matrix spike duplicate (MSD), duplicate and equipment blank were also submitted for laboratory analysis. The laboratory analysis was performed by Chemtech of Mountainside, New Jersey.

Monitoring Well Installation and Groundwater Sampling

Borings B-B to B-Q were converted to one (1)-inch diameter PVC monitoring wells that were protected with flush mounted curb boxes. Monitoring well construction logs are

provided in Attachment E. Soil boring B-A was not converted to a monitoring well due to shallow refusal (9.6 feet below grade) and the absence of moisture (groundwater) within the soils. Groundwater samples were collected from select monitoring wells on January 13 and 14, 2015. Due to the absence of groundwater in the monitoring wells, groundwater samples were not collected from monitoring wells MW-C to MW-K, MW-O and MW-Q. Sufficient groundwater for sample collection was present in monitoring wells MW-B, MW-L, MW-M, MW-N and MW-P. Prior to collection of groundwater samples, the monitoring wells containing sufficient groundwater were purged dry using a peristaltic pump with dedicated tubing. The wells were then sampled employing standard groundwater sampling protocols and forwarded to Chemtech for laboratory analysis. Due to limited volume of groundwater, monitoring wells MW-B, MW-L and MW-M were analyzed for TCL VOCs and TAL metals only, and monitoring well MW-P was analyzed for TCL VOCs, TCL SVOCs and TAL metals only. Monitoring well MW-N produced sufficient groundwater volume for analysis for the TCL VOCs, SVOCs, pesticides, and PCBs, the TAL for metals, and cyanide. QA/QC samples (MS, MSD, duplicate and equipment blank) were also submitted for laboratory analysis. Due to the limited volume of groundwater within the sampled wells, field parameters (pH, conductivity, temperature and turbidity) were not logged during collection of the groundwater samples.

Findings

GPR Survey

Anomalies that may be representative of unknown underground storage tanks, septic systems, dry wells or other subsurface disposal systems were not identified within the GPR survey boundaries for the utility mark out at boring locations. The GPR survey identified the southern boundary of the known underground fuel tanks at the east exterior of Building 12 to aid in determining the field location of boring B-Q. The NYLD Report is presented in Attachment F.

Subsurface Conditions

Test borings B-C, B-K, B-L, B-O and B-Q were completed within asphalt paved areas of the site. The remainder of the borings were completed within vegetated portions of the site. Subsurface conditions at each of the borings generally consisted of brown sand and silt with varying percentages of gravel, or brown sand with varying percentages of silt and gravel. Fill material, consisting primarily of red brick and ash with less frequent occurrences of cinder and coal, was encountered in all of the borings with the exception of borings B-H, B-M and B-P. The fill material was primarily encountered from the ground surface to 5 feet below grade and extended as deep as 8 feet below grade at 1 boring location (B-J). Concrete was encountered at 12 feet below grade at test boring B-H, which is located adjacent south of Building 3. The following table summarizes the depth intervals where the fill material was encountered and the type of material encountered.

		FILL MATERIALS						
Boring	**Depth Interval (ft)**	**Sand**	**Silt**	**Gravel**	**Red Brick**	**Cinder**	**Ash**	**Coal**
B-A	2.5-5	X	X	X	X		X	
B-B	2-3	X	X	X	X			
B-C	0-5	X	X	X	X		X	
B-D	1-2	X	X	X	X		X	
B-E	3-5	X	X		X	X		
B-F	0-2	X	X	X	X			
B-G	0-5	X	X	X	X		X	
B-I	2-5	X	X	X		X		X
B-J	2-8	X	X		X		X	
B-K	2-5	X	X	X	X			
B-L	0-2	X			X		X	

Boring	Depth Interval (ft)	FILL MATERIALS						
		Sand	Silt	Gravel	Red Brick	Cinder	Ash	Coal
B-N	1-3	X	X	X	X		X	X
B-O	0-4	X	X	X	X		X	
B-Q	0-0.5	X	X		X			

Fill materials consisting of red brick, cinders, ash and/or coal were not observed in soils recovered from test borings B-H, B-M and B-P.

The recovered soils became moist at depths that ranged from 2 feet below grade at test boring B-M to 10 feet below grade at test borings B-B and B-C. Wet soil conditions were not encountered in any of the borings and moist soil conditions were not encountered in borings B-H, B-M and B-P. Drilling refusal was encountered at each of the test borings at depths ranging from 9.1 feet below grade at test boring B-E to 16.1 feet below grade at test borings B-G and B-H. Based on drilling conditions encountered at the site's southeast adjoining 33 Ashburton Avenue Brownfields site, refusal was likely related to the presence of large cobbles and boulders at these depths.

Groundwater Conditions

The site slopes moderately to steeply from east to west towards the Hudson River. Based on the soil types encountered and knowledge relating to groundwater movement on both the 188 Warburton Avenue site (site's west adjoining property) and 33 Ashburton Avenue site (site's southeast adjoining property), and in consideration of the site and area topography, groundwater movement within the site is expected to be generally from the southeast to the northwest.

Subjective Analysis of Soil/Fill Samples

As presented in the Organic Vapor Headspace Analysis Logs (Attachment D), subjective impacts to soils were not encountered at any of the test borings. All PID readings were below 3 parts per million (ppm) and the recovered soil samples did not exhibit staining and/or chemical/petroleum-type odors.

Soil Sampling Laboratory Analytical Results

Analytical summary results for the samples are presented in Table 1 in Attachment B. The full analytical results are presented in Attachment G. The analytical results were compared to Soil Cleanup Objectives (SCOs) for Unrestricted Use Sites promulgated in 6 NYCRR Part 375. Parameters exceeding SCOs are highlighted in Table 1 and presented graphically in Figure 3 (Soil Exceedences) in Attachment A.

The following table summarizes the depth intervals the soil/fill were collected from for laboratory analysis. As shown, the samples collected for laboratory analysis were generally representative of fill materials, with the exception of samples collected from borings B-H, B-M and B-P, where fill materials were not encountered.

Boring	Fill Depth Interval (ft)	Sampling Depth Interval (ft)	FILL MATERIALS						
			Sand	Silt	Gravel	Red Brick	Cinder	Ash	Coal
B-A	2.5-5	2.5-5	X	X	X	X		X	
B-B	2-3	2.5-5	X	X	X	X			
B-C	0-5	2.5-5	X	X	X	X		X	
B-D	1-2	2.5-5	X	X	X	X		X	
B-E	3-5	2.5-5	X	X		X	X		
B-F	0-2	0-2.5	X	X	X	X			
B-G	0-5	2.5-5	X	X	X	X		X	
B-H	None	2.5-5							
B-I	2-5	2.5-5	X	X	X		X		X
B-J	2-8	5-7.5	X	X		X		X	
B-K	2-5	2.5-5	X	X	X	X			
B-L	0-2	0-2.5	X			X		X	
B-M	None	5-7.5							

Boring	Fill Depth Interval (ft)	Sampling Depth Interval (ft)	FILL MATERIALS						
			Sand	Silt	Gravel	Red Brick	Cinder	Ash	Coal
B-N	1-3	0-2.5	X	X	X	X		X	X
B-O	0-4	0-2.5	X	X	X	X		X	
B-P	None	7.5-9.2							
B-Q	0-0.5	0.5-2.5	X	X		X			

Fill materials consisting of red brick, cinders, ash and/or coal were not observed in soils recovered from test borings B-H, B-M and B-P.

As depicted in Table 1 in Attachment B, 3 VOCs, 2 pesticides and 1 PCB congener were detected at concentrations above the laboratory's method detection limit, but below Unrestricted Use SCOs. The VOCs were detected in several of the samples. The pesticides and PCBs were detected in select samples.

Twenty-three SVOCs were detected above the laboratory's method detection limit, with 7 SVOCs (Benzo(a)anthracene, Chrysene, Benzo(b)fluoranthene, Benzo(k)fluoranthene, Benzo(a)pyrene, Indeno(1,2,3-cd)pyrene and Dibenzo(a,h)anthracene) detected above SCOs. All 7 SVOCs were detected above SCOs in fill materials at the 2.5 to 5 foot depth interval at boring B-K, which is located beneath asphalt-paved areas in the southeastern portion of the site in the vicinity of the historic garage structure identified in the Phase I ESA. Two SVOCs (Chrysene and Benzo(b)fluoranthene) were detected above SCOs in fill materials at the 2.5 to 5 foot depth interval at boring B-E, which is located at the southwestern corner of Building 7.

Twenty-two (22) metals were detected above the laboratory's method detection limit with 4 metals (copper, lead, mercury and zinc) detected at concentrations exceeding SCOs. Copper was detected above its SCO of 50 ppm at 2 of 17 sampling locations with a concentration range of 52.9 to 71.2 ppm. Lead was detected above its SCO of 63 ppm at 12 of 17 sampling locations with a concentration range of 82.3 to 1,410 ppm. Mercury was detected above its SCO of 0.18 ppm at 11 of 17 sampling locations with a concentration range of 0.183 to 0.820 ppm. Zinc was detected above its SCO of 109 ppm at 11 of 17 sampling locations with a concentration range of 111 to 521 ppm.

Groundwater Sampling Laboratory Analytical Results

Analytical summary results for the groundwater samples are presented in Table 2 in Attachment B. The full analytical results are presented in Attachment H. The analytical results were compared to NYSDEC groundwater standards and guidance values promulgated in the NYS Division of Water Technical and Operational Guidance Series (TOGS 1.1.1), dated June 1998. Parameters exceeding groundwater standards and guidance values are highlighted in Table 2 and presented graphically in Figure 4 (Groundwater Exceedences) in Attachment A.

As discussed in the previous section entitled "Monitoring Well Installation and Groundwater Sampling", due to limited groundwater volume, monitoring wells MW-B, MW-L and MW-M were analyzed for TCL VOCs and TAL metals only, monitoring well MW-P was analyzed for TCL VOCs, TCL SVOCs and TAL metals only, and monitoring well MW-N contained sufficient groundwater volume for analysis for the TCL VOCs, SVOCs, pesticides, and PCBs, the TAL for metals, and cyanide. Due to the absence or insufficient groundwater volume, groundwater samples were not collected from monitoring wells MW-C to MW-K, MW-O and MW-Q.

Pesticides and PCBs were not detected above the laboratory's method detection limit.

Three VOCs were detected above the laboratory's method detection limit with 2 VOCs detected above groundwater standards and guidance values. Acetone was detected above its guidance value of 50 parts per billion (ppb) at monitoring well MW-P (100 ppb), which is located in the vicinity of Building 12. 1,2-Dichloropropane was detected above its standard of 1 ppb at monitoring well MW-L (1.6 ppb), which is located hydraulically downgradient to the 33 Ashburton Avenue Brownfields site.

Three SVOCs were detected above the laboratory's method detection limit with 1 SVOC detected above groundwater standards and guidance values. Phenol was detected above its standard of 1 ppb ay monitoring well MW-P (2 ppb), which is located in the vicinity of Building 12.

Twenty-one metals were detected above the laboratory's method detection limit with 7 metals (Chromium, Iron, Lead, Magnesium, Manganese, Mercury and Sodium) detected above standards and guidance values. Chromium was detected above its

groundwater standard of 50 ppb at 3 of 5 sampling locations within a concentration range of 66.5 to 119 ppb. Iron was detected above its groundwater standard of 300 ppb at 5 of 5 sampling locations within a concentration range of 2,210 to 48,100 ppb. Lead was detected above its groundwater standard of 25 ppb at 3 of 5 sampling locations within a concentration range of 76.8 to 459 ppb. Magnesium was detected above its groundwater guidance value of 35,000 ppb at 1 of 5 sampling locations at a concentration of 45,000 ppb. Manganese was detected above its groundwater standard of 300 ppb at 4 of 5 sampling locations within a concentration range of 772 to 7,370 ppb. Mercury was detected above its groundwater standard of 0.7 ppb at 1 of 5 sampling locations at a concentration of 4.76 ppb. Sodium was detected above its groundwater standard of 20,000 ppb at 5 of 5 sampling locations with a concentration range of 32,000 to 1,198,700 ppb.

Conclusions

C.T. Male Associates has completed its Phase II ESA of the Cottage Place Gardens site. The following conclusions are made based on the findings of the investigations completed.

- The GPR survey did not identify anomalies that may be representative of unknown underground storage tanks, septic systems, dry wells or other subsurface disposal systems within the boundaries of the utility mark outs at the selected boring locations.
- Subsurface conditions at all of the borings generally consisted of brown sand and silt with varying percentages of gravel, or brown sand with varying percentages of silt and gravel. Fill material, consisting primarily of red brick and ash with less frequent occurrences of cinder and coal, was encountered in all of the borings with the exception of borings B-H, B-M and B-P. The fill material was generally encountered from the ground surface to 5 feet below grade and extended as deep as 8 feet below grade at 1 boring location (B-J).
- The site slopes moderately to steeply from east to west towards the Hudson River. Based on the soil types encountered and knowledge relating to

groundwater movement on both the 188 Warburton Avenue site (site's west adjoining property) and 33 Ashburton Avenue site (site's southeast adjoining property), and in consideration of the site and area topography, groundwater movement within the site is expected to be generally from the southeast to the northwest.

- Subjective impacts to soils were not encountered at any of the test borings. All PID readings were below 3 parts per million (ppm) and the recovered soil samples did not exhibit staining and/or chemical/petroleum-type odors.
- Seven SVOCs were detected above SCOs in soil/fill materials at the 2.5 to 5 foot depth interval at test boring B-K, which is located in the southeastern portion of the site. Two SVOCs were detected above SCOs in soil/fill materials at the 2.5 to 5 foot depth interval at test boring B-E, which is located in the vicinity of Building 7.
- Four metals were detected above SCOs in samples collected from the test borings. Copper was detected above its SCO at 2 of 17 test borings. Lead was detected above its SCO at 12 of 17 test borings. Mercury was detected above its SCO at 11 of 17 test borings. Zinc was detected above its SCO at 11 of 17 test borings. Based on the foregoing, lead, mercury and zinc above SCOs appear to be widespread across the site. Copper is isolated to two locations in the central (test boring B-A) and southeastern (test boring B-K) portion of the site.
- Two VOCs were detected above groundwater standards and guidance values at 2 monitoring wells. Acetone was detected above its guidance value at monitoring well MW-P, which is located in the vicinity of Building 12. 1,2-Dichloropropane was detected above its groundwater standard at monitoring well MW-L, which is located at the southeastern corner of the site.
- One SVOC (Phenol) was detected above its groundwater standard at monitoring well MW-P, which is located in the vicinity of Building 12.
- Seven metals were detected in groundwater above standards and guidance values. Chromium was detected at 3 of 5 monitoring wells, Iron was detected at 5 of 5 monitoring wells, Lead was detected at 3 of 5 monitoring wells,

Magnesium was detected at 1 of 5 monitoring wells, Manganese was detected at 4 of 5 monitoring wells, Mercury was detected at 1 of 5 monitoring wells, and Sodium was detected at 5 of 5 monitoring wells. Iron, magnesium and manganese are viewed as naturally occurring metals. Sodium detections are attributed to the application of road salt on nearby roads and roads that transect the site.

Do not hesitate to contact the undersigned at 518.786.7400, s.bieber@ctmale.com or k.moline@ctmale.com should you have any questions regarding this Phase II ESA report.

Respectfully,

C.T. MALE ASSOCIATES

Steve Bieber
Environmental Scientist

Kirk Moline
Managing Geologist

Attachments

Attachment A:	Figures
Attachment B:	Tables
Attachment C:	Subsurface Exploration Logs
Attachment D:	Organic Vapor Headspace Analysis Logs
Attachment E:	Monitoring Well Construction Logs
Attachment F:	NYLD Report
Attachment G:	Full Analytical Results – Soils
Attachment H:	Full Analytical Results - Groundwater

ATTACHMENT A

FIGURES

Image Provided By ESRI Street Map

COTTAGE PLACE GARDENS
CITY OF YONKERS
WESTCHESTER COUNTY, NEW YORK

N

Not to Scale

Figure 1

Site Location Map
2/9/2015
Drawn By: S. Bieber

0 40 80 Feet

1 inch = 80 feet

Legend

Project Site
Cottage Place Gardens

Tax Parcels

Project Number: 14.4452
Data Source: NYSGIS Clearinghouse
Projection: NY State Plane East NAD 83 (ft)
Date: August 19, 2014
File: Fig2_CottagePlaceGardens.mxd
GIS: CHay

Figure 2: Site Features Map

City of Yonkers **Westchester County, New York**

C.T. MALE ASSOCIATES
ENGINEERING, SURVEYING, ARCHITECTURE & LANDSCAPE ARCHITECTURE, D.P.C
50 CENTURY HILL DRIVE, LATHAM, NEW YORK 12110
(518) 786-7400 * FAX (518) 786-7299 * WWW.CTMALE.COM
FOUNDED IN 1910

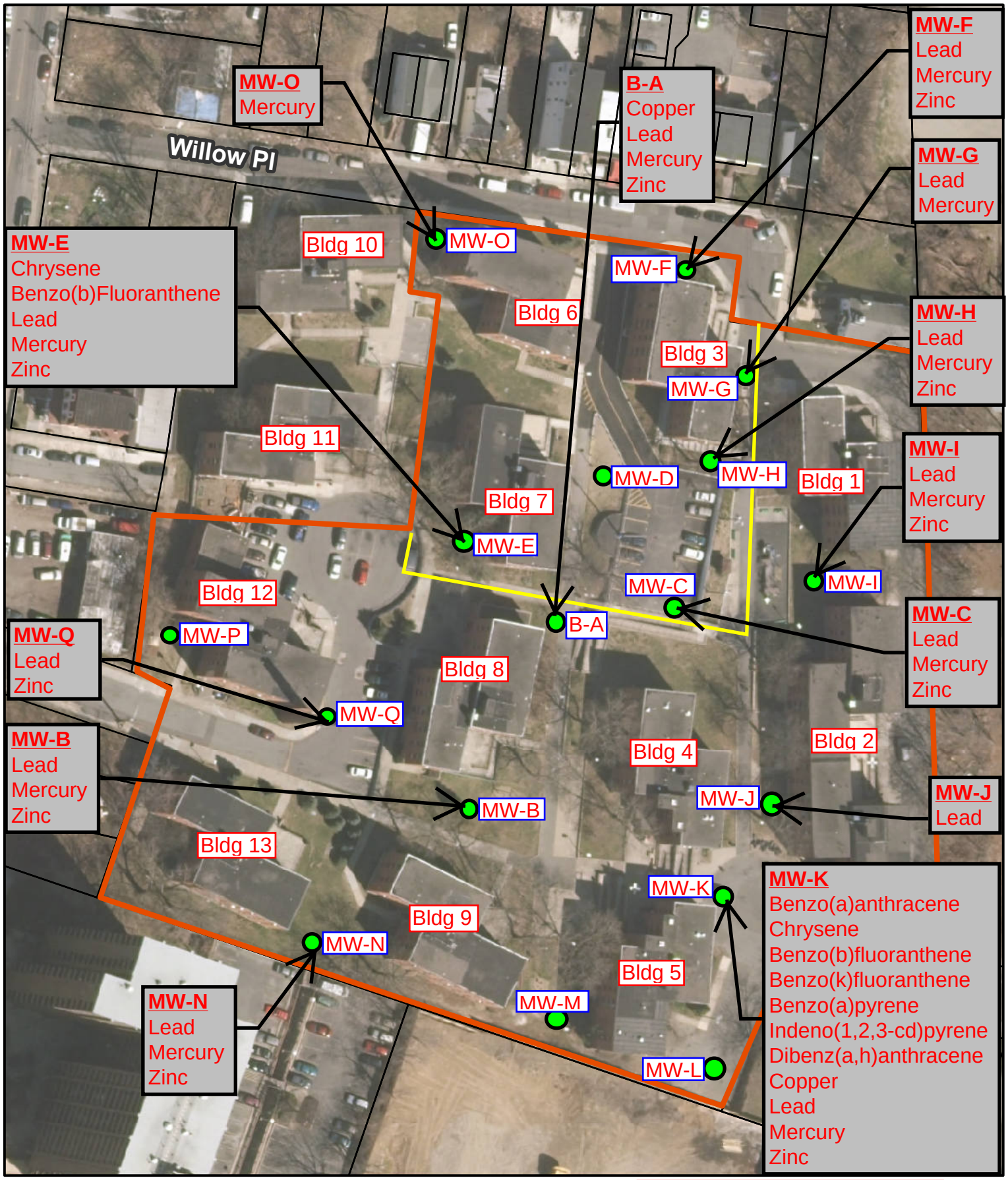

0 40 80 Feet

1 inch = 80 feet

Legend

Project Site
Cottage Place Gardens

Tax Parcels

Figure 3: Soils Exceeding Unrestricted Use SCOs

City of Yonkers — Westchester County, New York

Project Number: 14.4452
Data Source: NYSGIS Clearinghouse
Projection: NY State Plane East NAD 83 (ft)
Date: August 19, 2014
File: Fig2_CottagePlaceGardens.mxd
GIS: CHay

C.T. MALE ASSOCIATES
ENGINEERING, SURVEYING, ARCHITECTURE & LANDSCAPE ARCHITECTURE, D.P.C
50 CENTURY HILL DRIVE, LATHAM, NEW YORK 12110
(518) 786-7400 * FAX (518) 786-7299 * WWW.CTMALE.COM
FOUNDED IN 1910

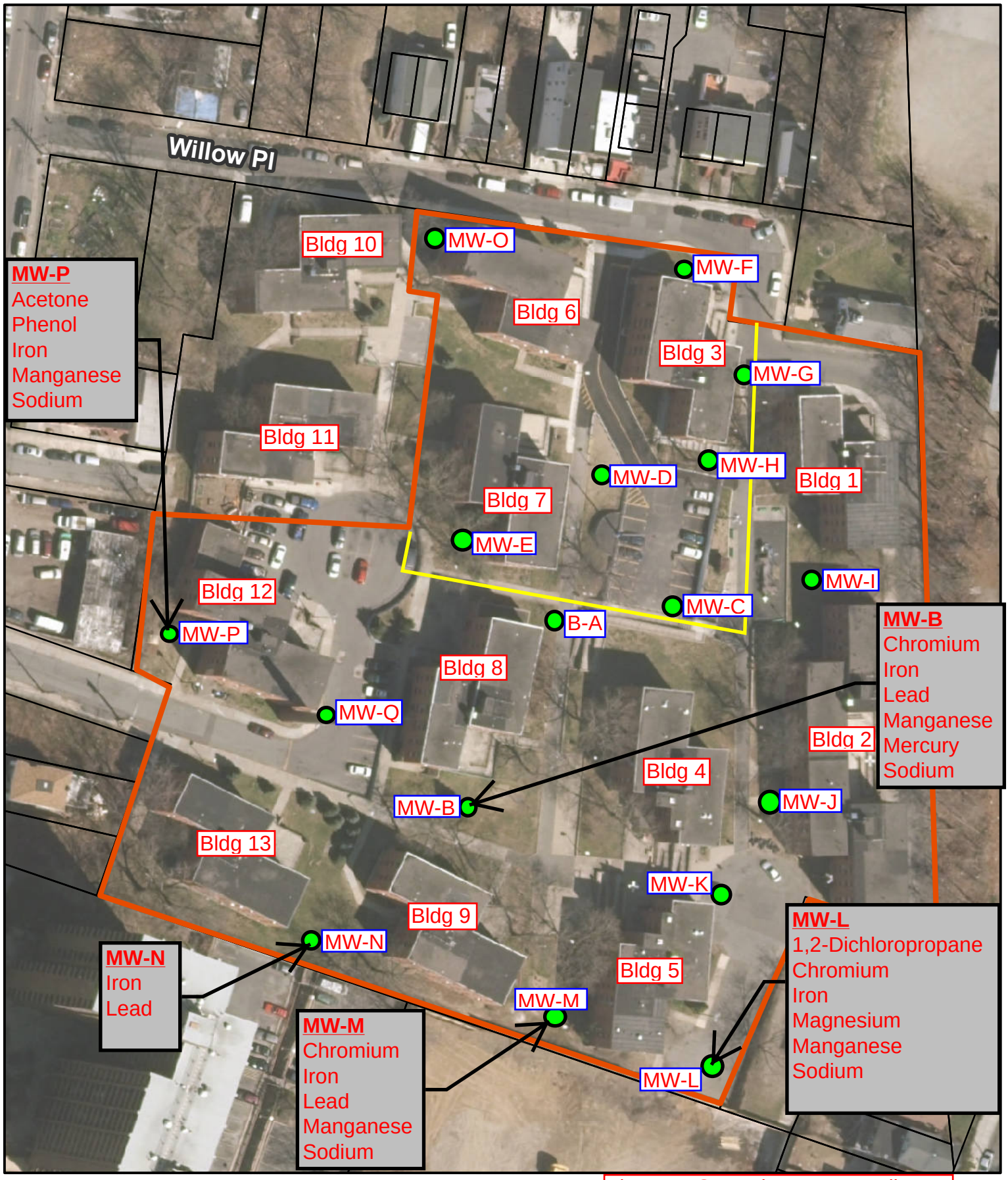

0 40 80 Feet

1 inch = 80 feet

Legend

Project Site
Cottage Place Gardens

Tax Parcels

Project Number: 14.4452
Data Source: NYSGIS Clearinghouse
Projection: NY State Plane East NAD 83 (ft)
Date: August 19, 2014
File: Fig2_CottagePlaceGardens.mxd
GIS: CHay

Figure 4: Groundwater Exceeding Standards and Guidance Values

City of Yonkers **Westchester County, New York**

C.T. MALE ASSOCIATES
ENGINEERING, SURVEYING, ARCHITECTURE & LANDSCAPE ARCHITECTURE, D.P.C
50 CENTURY HILL DRIVE, LATHAM, NEW YORK 12110
(518) 786-7400 * FAX (518) 786-7299 * WWW.CTMALE.COM
FOUNDED IN 1910

ATTACHMENT B

TABLES

TABLE 1: SOIL ANALYTICAL RESULTS SUMMARY
COTTAGE PLACE GARDENS SITE
CITY OF YONKERS, WESTCHESTER COUNTY, NEW YORK

PARAMETER	CAS #	6 NYCRR 375 UNRESTRICTED USE SCOs	B-A(2.5-5) Soil mg/kg	B-B(2.5-5) Soil mg/kg	B-C(2.5-5) Soil mg/kg	B-D(2.5-5) Soil mg/kg	B-E(2.5-5) Soil mg/kg	B-F(0-2.5) Soil mg/kg	B-G(2.5-5) Soil mg/kg	B-H(2.5-5) Soil mg/kg	B-I(2.5-5) Soil mg/kg	B-J(5-7.5) Soil mg/kg	B-K(2.5-5) Soil mg/kg	B-L(0-2.5) Soil mg/kg	B-M(5-7.5) Soil mg/kg	B-N(0-2.5) Soil mg/kg	B-O(0-2.5) Soil mg/kg	B-P(7.5-9.2) Soil mg/kg	FD12514[(2)] Soil mg/kg	B-Q(0.5-2.5) Soil mg/kg
Volatile Organic Compounds																				
Acetone	67-64-1	0.05	0.0253 U	0.0433	0.0324 J	0.0226 U	0.0252 U	0.0361 U	0.0278 U	0.0285 U	0.0273 U	0.0257 U	0.0061 J	0.0131 J	0.0491	0.0242 U	0.0103 J	0.0078 J	0.0233 U	0.0221 U
Methylene Chloride	75-09-2	0.05	0.0014 J	0.0040 J	0.0081	0.0020 J	0.0050 U	0.0041 J	0.0012 J	0.0014 J	0.0055 U	0.0017 J	0.0016 J	0.0028 J	0.0055	0.0014 J	0.0026 J	0.0013 J	0.0019 J	0.0020 J
Benzene	71-43-2	0.06	0.0051 U	0.0012 J	0.0076 U	0.0045 U	0.0050 U	0.0072 U	0.0056 U	0.0057 U	0.0055 U	0.0051 U	0.0039 U	0.0056 U	0.0046 U	0.0048 U	0.0049 U	0.0042 U	0.0047 U	0.0044 U
Semi-Volatile Organic Compounds																				
Phenol	108-95-2	0.33	0.0948 J	0.0852 J	0.0958 J	0.360 U	0.120 J	0.0766 J	0.370 U	0.370 U	0.380 U	0.370 U	0.100 J	2.00 U	0.0840 J	0.110 J	0.380 U	0.370 U	0.0790 J	0.100 J
Naphthalene	91-20-3	12	0.400 U	0.370 U	0.390 U	0.360 U	0.48	0.380 U	0.370 U	0.370 U	0.380 U	0.370 U	0.260 J	2.00 U	0.360 U	0.390 U	0.380 U	0.370 U	0.370 U	0.370 U
2-Methylnaphthalene	91-57-6	No Standard	0.400 U	0.370 U	0.390 U	0.360 U	0.260 J	0.380 U	0.370 U	0.370 U	0.380 U	0.370 U	0.190 J	2.00 U	0.360 U	0.390 U	0.380 U	0.370 U	0.370 U	0.370 U
1,1-Biphenyl	92-52-4	No Standard	0.400 U	0.370 U	0.390 U	0.360 U	0.370 U	0.380 U	0.370 U	0.370 U	0.380 U	0.370 U	0.120 J	2.00 U	0.360 U	0.390 U	0.380 U	0.370 U	0.370 U	0.370 U
Dimethylphthalate	131-11-3	No Standard	0.250 J	0.270 J	0.310 J	0.260 J	0.0757 J	0.0938 J	0.150 J	0.120 J	0.140 J	0.100 J	0.110 J	2.00 U	0.180 J	0.250 J	0.110 J	0.130 J	0.170 J	0.170 J
Acenaphthylene	208-96-8	100	0.400 U	0.43	0.390 U	0.360 U	0.37	0.190 J	0.370 U	0.370 U	0.380 U	0.370 U	0.120 J	2.00 U	0.360 U	0.390 U	0.380 U	0.370 U	0.370 U	0.370 U
Acenaphthene	83-32-9	20	0.0908 J	0.370 U	0.390 U	0.360 U	0.370 U	0.110 J	0.370 U	0.370 U	0.380 U	0.370 U	2	2.00 U	0.360 U	0.390 U	0.380 U	0.370 U	0.370 U	0.370 U
Dibenzofuran	132-64-9	7	0.400 U	0.370 U	0.390 U	0.360 U	0.45	0.380 U	0.370 U	0.370 U	0.380 U	0.370 U	1	2.00 U	0.360 U	0.390 U	0.380 U	0.370 U	0.370 U	0.370 U
Fluorene	86-73-7	30	0.0864 J	0.370 U	0.390 U	0.360 U	0.230 J	0.110 J	0.370 U	0.370 U	0.380 U	0.370 U	1.8	2.00 U	0.360 U	0.390 U	0.380 U	0.370 U	0.370 U	0.370 U
Phenanthrene	85-01-8	100	1	0.110 J	0.390 U	0.360 U	3.90 D	0.92	0.230 J	0.370 U	0.210 J	0.370 U	16.0 D	2.00 U	0.360 U	0.42	0.380 U	0.370 U	0.370 U	0.0872 J
Anthracene	120-12-7	100	0.190 J	0.240 J	0.390 U	0.360 U	0.120 J	0.250 J	0.370 U	0.370 U	0.380 U	0.370 U	5.10 D	2.00 U	0.360 U	0.0990 J	0.380 U	0.370 U	0.370 U	0.370 U
Carbazole	86-74-8	No Standard	0.110 J	0.370 U	0.390 U	0.360 U	0.44	0.100 J	0.370 U	0.370 U	0.380 U	0.370 U	0.73	2.00 U	0.360 U	0.390 U	0.380 U	0.370 U	0.370 U	0.370 U
Fluoranthene	206-44-0	100	1.2	0.180 J	0.110 J	0.360 U	3.20 D	1.1	0.41	0.370 U	0.47	0.370 U	14.3 D	2.00 U	0.360 U	0.6	0.380 U	0.370 U	0.370 U	0.290 J
Pyrene	129-00-0	100	1.1	0.260 J	0.110 J	0.360 U	2.1	1.1	0.4	0.370 U	0.56	0.100 J	12.5 D	2.00 U	0.360 U	0.55	0.380 U	0.370 U	0.370 U	0.280 J
Benzo(a)anthracene	56-55-3	1	0.67	0.180 J	0.390 U	0.360 U	0.88	0.63	0.230 J	0.370 U	0.300 J	0.370 U	**7.20 D**	2.00 U	0.360 U	0.300 J	0.380 U	0.370 U	0.370 U	0.210 J
Chrysene	218-01-9	1	0.58	0.200 J	0.390 U	0.360 U	**1.2**	0.55	0.220 J	0.370 U	0.330 J	0.370 U	**5.80 D**	2.00 U	0.360 U	0.310 J	0.380 U	0.370 U	0.370 U	0.200 J
Bis(2-ethylhexyl)phthalate	117-81-7	No Standard	0.150 J	0.370 U	0.390 U	0.360 U	0.370 U	0.130 J	0.370 U	0.370 U	0.380 U	0.370 U	0.370 U	2.00 U	0.360 U	0.390 U	0.380 U	0.370 U	0.370 U	0.370 U
Benzo(b)fluoranthene	205-99-2	1	0.63	0.280 J	0.390 U	0.360 U	**1.3**	0.79	0.240 J	0.370 U	0.350 J	0.370 U	**6.20 D**	2.00 U	0.360 U	0.340 J	0.380 U	0.370 U	0.370 U	0.210 J
Benzo(k)fluoranthene	207-08-9	0.8	0.310 J	0.0784 J	0.390 U	0.360 U	0.57	0.170 J	0.370 U	0.370 U	0.0868 J	0.370 U	**1.8**	2.00 U	0.360 U	0.100 J	0.380 U	0.370 U	0.370 U	0.120 J
Benzo(a)pyrene	50-32-8	1	0.54	0.300 J	0.390 U	0.360 U	0.81	0.58	0.220 J	0.370 U	0.310 J	0.370 U	**5.50 D**	2.00 U	0.360 U	0.270 J	0.380 U	0.370 U	0.370 U	0.210 J
Indeno(1,2,3-cd)pyrene	193-39-5	0.5	0.270 J	0.180 J	0.390 U	0.360 U	0.45	0.330 J	0.110 J	0.370 U	0.150 J	0.370 U	**2.3**	2.00 U	0.360 U	0.140 J	0.380 U	0.370 U	0.370 U	0.110 J
Dibenzo(a,h)anthracene	53-70-3	0.33	0.400 U	0.370 U	0.390 U	0.360 U	0.140 J	0.0877 J	0.370 U	0.370 U	0.380 U	0.370 U	**0.62**	2.00 U	0.360 U	0.390 U	0.380 U	0.370 U	0.370 U	0.370 U
Benzo(g,h,i)perylene	191-24-2	100	0.300 J	0.290 J	0.390 U	0.360 U	0.42	0.42	0.130 J	0.370 U	0.200 J	0.370 U	2.3	2.00 U	0.360 U	0.170 J	0.380 U	0.370 U	0.370 U	0.140 J
Pesticides																				
4,4-DDE	72-55-9	0.0033	0.0020 U	0.0019 U	0.0020 U	0.0019 U	0.0019 U	0.0019 U	0.0019 U	0.0019 U	0.0019 U	0.0019 U	0.0019 U	0.0020 U	0.0019 U	0.0017 J	0.0020 U	0.0019 U	0.0019 U	0.0019 U
4,4-DDT	50-29-3	0.0033	0.0020 U	0.0019 U	0.0020 U	0.0019 U	0.0019 U	0.0019 U	0.0019 U	0.0019 U	0.0019 U	0.0019 U	0.0019 U	0.0020 U	0.0019 U	0.0016 J	0.0020 U	0.0019 U	0.0019 U	0.0019 U
PCBs																				
Aroclor-1260	11096-82-5	0.1	0.0125 JP	0.0162 JP	0.0202 U	0.0188 U	0.0190 U	0.0195 U	0.0189 U	0.0192 U	0.0194 U	0.0192 U	0.0191 U	0.0204 U	0.0187 U	0.0200 U	0.0197 U	0.0191 U	0.0189 U	0.0189 U
Metals + Cyanide																				
Aluminum	7429-90-5	No Standard	8310	7380	7030	9260	9380	6810	7400	10400	7740	10300	8580	12200	7010	7350	13500	8500	9520	7810
Antimony	7440-36-0	No Standard	0.635 J	2.29 U	2.53 U	2.34 U	2.40 U	2.33 U	0.857 J	2.43 U	1.10 J	2.42 U	2.33 U	2.50 U	2.32 U	2.47 U	2.43 U	2.41 U	2.34 U	2.32 U
Arsenic	7440-38-2	13	6.16	2.68	3.96	1.59	2.44	3.55	5.07	2.8	4.41	3.26	3.08	2	1.54	4.1	2.7	1.63	1.15	2.86
Barium	7440-39-3	350	335	86	131	40.4	100	102	65.3	80.2	135	55.1	98.7	57.7	38.8	229	56.4	43.9	50.7	88.2
Beryllium	7440-41-7	7.2	0.483	0.346	0.291 J	0.336	0.355	0.348	0.416	0.451	0.373	0.389	0.378	0.455	0.277 J	0.413	0.537	0.329	0.352	0.367
Calcium	7440-70-2	No Standard	7490	20100	36600	1120	6570	2200	19000	2040	3240	2870	4760	1550	1740	16400	2110	1390	1460	5100
Chromium	7440-47-3	30	20.2	17.1	18.8	23.4	27.5	14.4	17.5	27.6	18.3	23.1	19.9	21.4	22.6	20.8	19	27.7	**30.2**	19.5
Cobalt	7440-48-4	No Standard	7.01	7.27	5.97	8.1	8.86	6.24	6.09	9.29	7.14	9.03	8.45	9.96	8.73	7.32	8.84	9.88	9.45	7.8
Copper	7440-50-8	50	**52.9**	34.7	25.7	19.5	27.2	22.8	18.2	17	20.2	22.8	**71.2**	9.18	24.5	33.8	5.85	19.8	21.6	19.3
Iron	7439-89-6	No Standard	18000	14700	11100	14200	16300	12100	23300	17600	13100	16500	15500	19500	12600	14700	21100	14100	15700	20000
Lead	7439-92-1	63	**1410**	**211**	**379**	26.7	**309**	**321**	**195**	**160**	**388**	**82.3**	**232**	9.96	3.42	**578**	30.2	2.84	3	**143**
Magnesium	7439-95-4	No Standard	3010	5300	6730	3920	2800	2030	2040	2560	2350	3430	2940	3110	2280	3630	2730	2450	2840	2770
Manganese	7439-96-5	1,600	296	342	327	282	341	256	230	371	258	274	398	585	375	431	311	435	415	243
Mercury	7439-97-6	0.18	**0.501**	**0.318**	**0.291**	0.03	**0.308**	**0.416**	**0.523**	**0.211**	**0.537 D**	0.037	**0.242**	0.123	0.0080 J	**0.820 D**	**0.183**	0.0070 J	0.0070 J	0.154
Nickel	7440-02-0	30	17.3	13.9	16.6	25.3	20	12.9	13.2	19.7	14.1	20.4	15.5	17.6	19.9	15.7	13.1	20.9	22.8	13.1
Potassium	7440-09-7	No Standard	711	668	763	688	872	440	515	517	452	1100	635	602	739	524	540	593	753	701
Selenium	7782-49-2	3.9	0.982 J	0.326 J	0.510 J	0.386 J	0.518 J	0.461 J	0.744 J	0.666 J	0.677 J	0.574 J	0.657 J	0.815 J	0.584 J	0.638 J	0.821 J	0.707 J	0.581 J	0.725 J
Silver	7440-22-4	2	0.309 J	0.119 J	0.510 U	0.470 U	0.480 U	0.470 U	0.470 U	0.490 U	0.500 U	0.490 U	0.470 U	0.500 U	0.460 U	0.490 U	0.490 U	0.480 U	0.470 U	0.460 U
Sodium	7440-23-5	No Standard	107	144	275	141	196	118	175	686	58.0 J	274	1110	289	4070	138	133	420	446	922
Vanadium	7440-62-2	No Standard	26.6	23.2	18.1	20.9	21.4	18.9	16.8	24.1	19.7	26.6	22	20	22.2	20	25.4	26.4	26.8	23.1
Zinc	7440-66-6	109	**521**	**136**	**182**	24.7	**209**	**146**	**111**	**150**	**173**	80	**148**	42.6	19.4	**457**	67.8	19.1	21.3	**318**
Cyanide	57-12-5	27	0.151 J	0.111 J	0.192 J	0.0720 J	0.128 J	0.218 J	0.121 J	0.0610 J	0.0660 J	0.166 J	0.102 J	0.131 J	0.0750 J	0.402	0.121 J	0.0900 J	0.0930 J	0.104 J

Qualifiers and Notes
(1) NYSDEC 6 NYCRR PART 375 Environmental Remediation Programs, Subpart 375-6, Dated December 14, 2006
(2) FD12514 is a replicate (duplicate) sample of B-P (7.5'-9.2')
Concentrations denoted in mg/kg or parts per million (ppm)
U indicates that the compound was analyzed but not detected
J indicates and estimated value
Analytical results in bold and highlighted have exceeded their respective SCO
D indicated that the reported value is from a secondary analysis with a dilution factor. The original analysis exceeded the calibration range.

TABLE 2: GROUNDWATER ANALYTICAL RESULTS SUMMARY
COTTAGE PLACE GARDENS SITE
CITY OF YONKERS, WESTCHESTER COUNTY, NEW YORK

PARAMETER	CAS #	NYSDEC GROUNDWATER STANDARD OR GUIDANCE VALUE (ug/l)[1]	MW-B Water ug/L	MW-L Water ug/L	MW-M Water ug/L	MW-N Water ug/L	MW-P Water ug/L	FDGW01[(2)] Water ug/L
Volatile Organic Compounds								
Acetone	67-64-1	50 (GV)	2.50 U	2.50 U	2.50 U	2.50 U	**100**	2.50 U
Carbon Disulfide	75-15-0	No Standard	0.500 U	0.500 U	0.500 U	0.500 U	3.60 J	0.500 U
1,2-Dichloropropane	78-87-5	1	0.500 U	**1.60 J**	0.500 U	0.500 U	0.500 U	0.500 U
Semi-Volatile Organic Compounds								
Phenol	108-95-2	1	NA	NA	NA	1.00 U	**2.00 J**	NA
3+4-Methylphenols	65794-96-9	No Standard	NA	NA	NA	1.00 U	12.4	NA
Dimethylphthalate	131-11-3	50 (GV)	NA	NA	NA	4.50 J	5.60 J	NA
Pesticides (None Detected Above the Laboratory's Method Detection Limit)								
PCBs (None Detected Above the Laboratory's Method Detection Limit)								
Metals + Cyanide								
Aluminum	7429-90-5	No Standard	39,300	8700	8590	6770	767	NA
Arsenic	7440-38-2	25	16.7	2.50 U	4.91 J	2.50 U	3.28 J	NA
Barium	7440-39-3	1,000	407	782	302	130	214	NA
Beryllium	7440-41-7	3 (GV)	1.90 J	0.750 U	0.750 U	0.750 U	0.750 U	NA
Cadmium	7440-43-9	5	0.750 U	0.565 J	0.750 U	0.750 U	0.750 U	NA
Calcium	7440-70-2	No Standard	148,400	284,100	146,600	97,500	98,800	NA
Chromium	7440-47-3	50	**110**	**119**	**66.5**	35.9	39.7	NA
Cobalt	7440-48-4	No Standard	26.5	6.92 J	9.21 J	5.87 J	11.1 J	NA
Copper	7440-50-8	200	144	19.9	46.5	24.2	2.66 J	NA
Iron	7439-89-6	300	**48,100**	**5960**	**10,600**	**7350**	**2210**	NA
Lead	7439-92-1	25	**459**	16.5	**85.6**	**76.8**	3.92 J	NA
Magnesium	7439-95-4	35,000 (GV)	27,900	**45,000**	30,500	14,900	25,300	NA
Manganese	7439-96-5	300	**1080**	**1560**	**772**	250	**7370**	NA
Mercury	7439-97-6	0.7	**4.76**	0.100 U	0.674	0.162 J	0.100 U	NA
Nickel	7440-02-0	100	93.3	87.4	69.7	22.9	36.6	NA
Potassium	7440-09-7	No Standard	10,800	15,400	12,400	7980	11,100	NA
Selenium	7782-49-2	10	9.82 J	5.00 U	5.00 U	5.35 J	5.00 U	NA
Sodium	7440-23-5	20,000	**32,000**	**1,198,700**	**864,900**	18,000	**362,200**	NA
Vanadium	7440-62-2	No Standard	64.9	12.3 J	15.6 J	12.9 J	5.00 U	NA
Zinc	7440-66-6	2,000 (GV)	411	34.3	75.9	62.2	5.62 J	NA
Cyanide	57-12-5	200	NA	NA	NA	0.0020 J	NS	NA

Qualifiers

[1] TOGS 1.1.1, Ambient Water Quality Standards and Guidance Values and Groundwater Effluent Limitations, New York State Department of Environmental Conservation, June 1998 and Addendum, April 2000.

[2] FDGW01 is a replicate (duplicate) sample of MW-L

U denotes that the compound was not detected at the indicated concentration.

J denotes the data indicates the presence of a compound that meets the identification criteria. The result is less than the quantitation limit but greater than MDL. The concentration given is an approximate value.

NA denotes that due to insufficient volume of groundwater in the monitoring well, the parameter was not analyzed.

Due to insufficient volume of groundwater in the monitoring wells during sampling, monitoring wells MW-B, MW-L and MW-M were analyzed for VOCs and metals only, and monitoring well MW-P was analyzed for VOCs, SVOCs and metals only. MW-N was analyzed for the full TCL/TAL + cyanide parameters.

Parameter concentrations in bold have exceeded their corresponding Groundwater Standard/Guidance Value.

ATTACHMENT C

SUBSURFACE EXPLORATION LOGS

C.T. MALE ASSOCIATES

SUBSURFACE EXPLORATION LOG

BORING NO.: B-A
ELEV.: **DATUM:**
START DATE: 12/3/14 **FINISH DATE: 12/3/14**
SHEET 1 OF 1

PROJECT: Cottage Place Gardens — CTM PROJECT NO.: 14.4452

LOCATION: Yonkers, NY — CTM INSPECTOR: S. Bieber

DEPTH (FT.)	SAMPLE TYPE	SAMPLE NO.	BLOWS ON SAMPLER 0/6	6/12	12/18	18/24	N	RECOVERY	SAMPLE CLASSIFICATION	NOTES
		1						2.0	Dark brown fine SAND & SILT, trace rootlets	damp
									Brown fine SAND, little brown silt, fine gravel, ash & brick	damp
5										
		2						3.7	Brown fine SAND, little brown silt & fine-medium gravel	damp
10										boring moved ±3' to south & refusal at 8'
									End of Boring ±9.6' bgs (refusal)	
										no monitoring well installed
15										
20										
25										
30										

N = NO. OF BLOWS TO DRIVE 2" SAMPLER 12" WITH A 140 LB. WT. FALLING 30" PER BLOW

DRILLING CONTRACTOR: ADT, Inc. — DRILL RIG TYPE: 7822 DT Track Mounted

METHOD OF INVESTIGATION: 5' long stainless steel macro-core sampler with acetate liner

GROUNDWATER LEVEL

DATE	LEVEL	CASING

THE SUBSURFACE INFORMATION SHOWN HEREON WAS OBTAINED FOR C.T. MALE DESIGN PURPOSES. IT IS MADE AVAILABLE TO AUTHORIZED USERS ONLY THAT THEY MAY HAVE ACCESS TO THE SAME INFORMATION AVAILABLE TO C.T.MALE. IT IS PRESENTED IN GOOD FAITH, BUT IS NOT INTENDED AS A SUBSTITUTE FOR INVESTIGATIONS, INTERPRETATION OR JUDGMENT OF SUCH AUTHORIZED USERS.

SAMPLE CLASSIFICATION BY:

C.T. MALE ASSOCIATES

SUBSURFACE EXPLORATION LOG

BORING NO.: B-B
ELEV.: **DATUM:**
START DATE: 12/3/14 **FINISH DATE: 12/3/14**
SHEET 1 OF 1

PROJECT: Cottage Place Gardens — CTM PROJECT NO.: 14.4452

LOCATION: Yonkers, NY — CTM INSPECTOR: S. Bieber

DEPTH (FT.)	SAMPLE TYPE	SAMPLE NO.	BLOWS ON SAMPLER 0/6	6/12	12/18	18/24	N	RECOVERY	SAMPLE CLASSIFICATION	NOTES
		1						4.0	Dark brown fine SAND & SILT, little fine gravel, trace rootlets	damp
									Br fine SAND, little br silt, f. gravel & red brick	damp
									Brown fine SAND, little brown silt & fine-coarse gravel	damp
5										
		2						5.0		
										damp
10										
		3						2.5	Brown fine SAND & SILT, trace fine-medium gravel	moist
15										
									End of Boring ±14.4' bgs (refusal)	monitoring well installed
20										
25										
30										

N = NO. OF BLOWS TO DRIVE 2" SAMPLER 12" WITH A 140 LB. WT. FALLING 30" PER BLOW

DRILLING CONTRACTOR: ADT, Inc. — DRILL RIG TYPE: 7822 DT Track Mounted

METHOD OF INVESTIGATION: 5' long stainless steel macro-core sampler with acetate liner

GROUNDWATER LEVEL

DATE	LEVEL	CASING

THE SUBSURFACE INFORMATION SHOWN HEREON WAS OBTAINED FOR C.T. MALE DESIGN PURPOSES. IT IS MADE AVAILABLE TO AUTHORIZED USERS ONLY THAT THEY MAY HAVE ACCESS TO THE SAME INFORMATION AVAILABLE TO C.T.MALE. IT IS PRESENTED IN GOOD FAITH, BUT IS NOT INTENDED AS A SUBSTITUTE FOR INVESTIGATIONS, INTERPRETATION OR JUDGMENT OF SUCH AUTHORIZED USERS.

SAMPLE CLASSIFICATION BY:

C.T. MALE ASSOCIATES

SUBSURFACE EXPLORATION LOG

BORING NO.: B-C
ELEV.: **DATUM:**
START DATE: 12/3/14 **FINISH DATE: 12/3/14**
SHEET 1 OF 1

PROJECT: Cottage Place Gardens — CTM PROJECT NO.: 14.4452

LOCATION: Yonkers, NY — CTM INSPECTOR: S. Bieber

DEPTH (FT.)	SAMPLE TYPE	SAMPLE NO.	BLOWS ON SAMPLER 0/6	6/12	12/18	18/24	N	RECOVERY	SAMPLE CLASSIFICATION	NOTES
		1						2.0	(0-0.2') Asphalt	
									Brown fine SAND, little brown silt, ash, red brick & fine-medium gravel	damp
5										
		2						2.8	Brown fine SAND, some brown Silt & fine-medium Gravel	damp
										little moist at 9' bgs
10										
		3						3.5		moist
15									End of Boring ±13.8' bgs (refusal)	Monitoring well installed
20										
25										
30										

N = NO. OF BLOWS TO DRIVE 2" SAMPLER 12" WITH A 140 LB. WT. FALLING 30" PER BLOW

DRILLING CONTRACTOR: ADT, Inc. — DRILL RIG TYPE: 7822 DT Track Mounted

METHOD OF INVESTIGATION: 5' long stainless steel macro-core sampler with acetate liner

GROUNDWATER LEVEL

DATE	LEVEL	CASING

THE SUBSURFACE INFORMATION SHOWN HEREON WAS OBTAINED FOR C.T. MALE DESIGN PURPOSES. IT IS MADE AVAILABLE TO AUTHORIZED USERS ONLY THAT THEY MAY HAVE ACCESS TO THE SAME INFORMATION AVAILABLE TO C.T.MALE. IT IS PRESENTED IN GOOD FAITH, BUT IS NOT INTENDED AS A SUBSTITUTE FOR INVESTIGATIONS, INTERPRETATION OR JUDGMENT OF SUCH AUTHORIZED USERS.

SAMPLE CLASSIFICATION BY:

C.T. MALE ASSOCIATES

SUBSURFACE EXPLORATION LOG

BORING NO.: B-D
ELEV.: **DATUM:**
START DATE: 12/3/14 **FINISH DATE: 12/3/14**
SHEET 1 OF 1

PROJECT: Cottage Place Gardens — CTM PROJECT NO.: 14.4452

LOCATION: Yonkers, NY — CTM INSPECTOR: S. Bieber

DEPTH (FT.)	SAMPLE TYPE	SAMPLE NO.	BLOWS ON SAMPLER 0/6	6/12	12/18	18/24	N	RECOVERY	SAMPLE CLASSIFICATION	NOTES
		1						3.0	Brown fine SAND & SILT, some fine-medium Gravel	damp
									Br f SAND & SILT, some f-m Gravel, little red brick & ash	damp
									Brown fine SAND & SILT, some fine-medium	moist
									gravel	
5										
		2						3.8		moist
10										
		3						2.5	Brown fine SAND, little brown silt & fine gravel	damp
									End of Boring ±12.4' bgs (refusal)	Monitoring well installed
15										
20										
25										
30										

N = NO. OF BLOWS TO DRIVE 2" SAMPLER 12" WITH A 140 LB. WT. FALLING 30" PER BLOW

DRILLING CONTRACTOR: ADT, Inc. — DRILL RIG TYPE: 7822 DT Track Mounted

METHOD OF INVESTIGATION: 5' long stainless steel macro-core sampler with acetate liner

GROUNDWATER LEVEL

DATE	LEVEL	CASING

THE SUBSURFACE INFORMATION SHOWN HEREON WAS OBTAINED FOR C.T. MALE DESIGN PURPOSES. IT IS MADE AVAILABLE TO AUTHORIZED USERS ONLY THAT THEY MAY HAVE ACCESS TO THE SAME INFORMATION AVAILABLE TO C.T.MALE. IT IS PRESENTED IN GOOD FAITH, BUT IS NOT INTENDED AS A SUBSTITUTE FOR INVESTIGATIONS, INTERPRETATION OR JUDGMENT OF SUCH AUTHORIZED USERS.

SAMPLE CLASSIFICATION BY:

C.T. MALE ASSOCIATES

SUBSURFACE EXPLORATION LOG

BORING NO.: B-E
ELEV.: **DATUM:**
START DATE: 12/3/14 **FINISH DATE: 12/3/14**
SHEET 1 OF 1

PROJECT: Cottage Place Gardens — CTM PROJECT NO.: 14.4452

LOCATION: Yonkers, NY — CTM INSPECTOR: S. Bieber

DEPTH (FT.)	SAMPLE TYPE	SAMPLE NO.	BLOWS ON SAMPLER 0/6	6/12	12/18	18/24	N	RECOVERY	SAMPLE CLASSIFICATION	NOTES
		1						1.0	Brown fine SAND & SILT, little fine-medium gravel	damp
									Brown fine SAND & SILT, little cinder & red brick	damp
5										
		2						3.0	Brown fine SAND & SILT, little fine-medium gravel	moist
10										
									End of Boring ±9.1' bgs (refusal)	Monitoring well installed
15										
20										
25										
30										

N = NO. OF BLOWS TO DRIVE 2" SAMPLER 12" WITH A 140 LB. WT. FALLING 30" PER BLOW

DRILLING CONTRACTOR: ADT, Inc. — DRILL RIG TYPE: 7822 DT Track Mounted

METHOD OF INVESTIGATION: 5' long stainless steel macro-core sampler with acetate liner

GROUNDWATER LEVEL

DATE	LEVEL	CASING

THE SUBSURFACE INFORMATION SHOWN HEREON WAS OBTAINED FOR C.T. MALE DESIGN PURPOSES. IT IS MADE AVAILABLE TO AUTHORIZED USERS ONLY THAT THEY MAY HAVE ACCESS TO THE SAME INFORMATION AVAILABLE TO C.T.MALE. IT IS PRESENTED IN GOOD FAITH, BUT IS NOT INTENDED AS A SUBSTITUTE FOR INVESTIGATIONS, INTERPRETATION OR JUDGMENT OF SUCH AUTHORIZED USERS.

SAMPLE CLASSIFICATION BY:

C.T. MALE ASSOCIATES

SUBSURFACE EXPLORATION LOG

BORING NO.: B-F
ELEV.: **DATUM:**
START DATE: 12/3/14 **FINISH DATE: 12/3/14**
SHEET 1 OF 1

PROJECT: Cottage Place Gardens — CTM PROJECT NO.: 14.4452

LOCATION: Yonkers, NY — CTM INSPECTOR: S. Bieber

DEPTH (FT.)	SAMPLE TYPE	SAMPLE NO.	BLOWS ON SAMPLER 0/6	6/12	12/18	18/24	N	RECOVERY	SAMPLE CLASSIFICATION	NOTES
		1						2.8	Dark brown SAND & SILT, trace fine gravel, red brick & rootlets	damp
									Light brown SAND, little brown silt & fine gravel	damp
5										refusal at 4.9'-move boring 2' north
		2						1.5		damp
10		3						1.0	Light brown fine SAND & SILT, little f-m gravel	moist - refusal at 8.8'
									End of Boring ±9.6' bgs (refusal)	move boring 4' north Monitoring well installed
15										
20										
25										
30										

N = NO. OF BLOWS TO DRIVE 2" SAMPLER 12" WITH A 140 LB. WT. FALLING 30" PER BLOW

DRILLING CONTRACTOR: ADT, Inc. — DRILL RIG TYPE: 7822 DT Track Mounted

METHOD OF INVESTIGATION: 5' long stainless steel macro-core sampler with acetate liner

GROUNDWATER LEVEL

DATE	LEVEL	CASING

THE SUBSURFACE INFORMATION SHOWN HEREON WAS OBTAINED FOR C.T. MALE DESIGN PURPOSES. IT IS MADE AVAILABLE TO AUTHORIZED USERS ONLY THAT THEY MAY HAVE ACCESS TO THE SAME INFORMATION AVAILABLE TO C.T.MALE. IT IS PRESENTED IN GOOD FAITH, BUT IS NOT INTENDED AS A SUBSTITUTE FOR INVESTIGATIONS, INTERPRETATION OR JUDGMENT OF SUCH AUTHORIZED USERS.

SAMPLE CLASSIFICATION BY:

C.T. MALE ASSOCIATES

SUBSURFACE EXPLORATION LOG

BORING NO.: B-G
ELEV.: **DATUM:**
START DATE: 12/3/14 **FINISH DATE: 12/3/14**
SHEET 1 OF 1

PROJECT: Cottage Place Gardens — CTM PROJECT NO.: 14.4452

LOCATION: Yonkers, NY — CTM INSPECTOR: S. Bieber

DEPTH (FT.)	SAMPLE TYPE	SAMPLE NO.	BLOWS ON SAMPLER 0/6	6/12	12/18	18/24	N	RECOVERY	SAMPLE CLASSIFICATION	NOTES
		1						3.5	Dark brown fine SAND & SILT, little fine gravel, trace red brick	damp
									Light brown fine SAND, some fine-medium Gravel, little brown silt, trace red brick & ash	damp
5										
		2						4.0	Brown fine SAND, little brown silt & f. gravel	damp
10										
		3						4.5	Brown fine SAND, some fine-medium Gravel, trace brown silt	damp
15										
16		4						1.0		damp
									End of Boring ±16.1' bgs (refusal)	Monitoring well installed
20										
25										
30										

N = NO. OF BLOWS TO DRIVE 2" SAMPLER 12" WITH A 140 LB. WT. FALLING 30" PER BLOW

DRILLING CONTRACTOR: ADT, Inc. — DRILL RIG TYPE: 7822 DT Track Mounted

METHOD OF INVESTIGATION: 5' long stainless steel macro-core sampler with acetate liner

GROUNDWATER LEVEL

DATE	LEVEL	CASING

THE SUBSURFACE INFORMATION SHOWN HEREON WAS OBTAINED FOR C.T. MALE DESIGN PURPOSES. IT IS MADE AVAILABLE TO AUTHORIZED USERS ONLY THAT THEY MAY HAVE ACCESS TO THE SAME INFORMATION AVAILABLE TO C.T.MALE. IT IS PRESENTED IN GOOD FAITH, BUT IS NOT INTENDED AS A SUBSTITUTE FOR INVESTIGATIONS, INTERPRETATION OR JUDGMENT OF SUCH AUTHORIZED USERS.

SAMPLE CLASSIFICATION BY:

C.T. MALE ASSOCIATES

SUBSURFACE EXPLORATION LOG

BORING NO.: B-H
ELEV.: **DATUM:**
START DATE: 12/4/14 **FINISH DATE: 12/4/14**
SHEET 1 OF 1

PROJECT: Cottage Place Gardens — CTM PROJECT NO.: 14.4452

LOCATION: Yonkers, NY — CTM INSPECTOR: S. Bieber

DEPTH (FT.)	SAMPLE TYPE	SAMPLE NO.	BLOWS ON SAMPLER 0/6	6/12	12/18	18/24	N	RECOVERY	SAMPLE CLASSIFICATION	NOTES
		1						2.4	Dark brown SAND & SILT, little fine-medium gravel	damp
									Fine-medium GRAVEL, little fine sand & silt	damp
									Light brown fine SAND, little brown silt & fine-medium gravel	damp
5										moist at ±4.5' bgs
		2						2.0	Light brown SAND, some brown Silt, trace fine gravel	damp
10										
		3						3.3		damp
									Crushed CONCRETE	
									Brown fine SAND, some brown SILT, little fine-medium gravel	damp
15										
									End of Boring ±16.1' bgs (refusal)	Monitoring well installed
20										
25										
30										

N = NO. OF BLOWS TO DRIVE 2" SAMPLER 12" WITH A 140 LB. WT. FALLING 30" PER BLOW

DRILLING CONTRACTOR: ADT, Inc. — DRILL RIG TYPE: 7822 DT Track Mounted

METHOD OF INVESTIGATION: 5' long stainless steel macro-core sampler with acetate liner

GROUNDWATER LEVEL

DATE	LEVEL	CASING

THE SUBSURFACE INFORMATION SHOWN HEREON WAS OBTAINED FOR C.T. MALE DESIGN PURPOSES. IT IS MADE AVAILABLE TO AUTHORIZED USERS ONLY THAT THEY MAY HAVE ACCESS TO THE SAME INFORMATION AVAILABLE TO C.T.MALE. IT IS PRESENTED IN GOOD FAITH, BUT IS NOT INTENDED AS A SUBSTITUTE FOR INVESTIGATIONS, INTERPRETATION OR JUDGMENT OF SUCH AUTHORIZED USERS.

SAMPLE CLASSIFICATION BY:

C.T. MALE ASSOCIATES

SUBSURFACE EXPLORATION LOG

BORING NO.: B-I
ELEV.: **DATUM:**
START DATE: 12/4/14 **FINISH DATE: 12/4/14**
SHEET 1 OF 1

PROJECT: Cottage Place Gardens — CTM PROJECT NO.: 14.4452

LOCATION: Yonkers, NY — CTM INSPECTOR: S. Bieber

DEPTH (FT.)	SAMPLE TYPE	SAMPLE NO.	BLOWS ON SAMPLER 0/6	6/12	12/18	18/24	N	RECOVERY	SAMPLE CLASSIFICATION	NOTES
		1						3.0	Brown fine SAND, little brown silt, trace fine gravel	damp
									Brown fine SAND, little brown silt, trace fine gravel, cinder and coal	damp
5										
		2						3.1	Light brown SAND & fine-coarse GRAVEL, trace brown silt	damp
10										
		3						2.9		damp
13										
									End of Boring ±13.7' bgs (refusal)	Monitoring well installed
15										
20										
25										
30										

N = NO. OF BLOWS TO DRIVE 2" SAMPLER 12" WITH A 140 LB. WT. FALLING 30" PER BLOW

DRILLING CONTRACTOR: ADT, Inc. — DRILL RIG TYPE: 7822 DT Track Mounted

METHOD OF INVESTIGATION: 5' long stainless steel macro-core sampler with acetate liner

GROUNDWATER LEVEL

DATE	LEVEL	CASING

THE SUBSURFACE INFORMATION SHOWN HEREON WAS OBTAINED FOR C.T. MALE DESIGN PURPOSES. IT IS MADE AVAILABLE TO AUTHORIZED USERS ONLY THAT THEY MAY HAVE ACCESS TO THE SAME INFORMATION AVAILABLE TO C.T.MALE. IT IS PRESENTED IN GOOD FAITH, BUT IS NOT INTENDED AS A SUBSTITUTE FOR INVESTIGATIONS, INTERPRETATION OR JUDGMENT OF SUCH AUTHORIZED USERS.

SAMPLE CLASSIFICATION BY:

C.T. MALE ASSOCIATES

SUBSURFACE EXPLORATION LOG

BORING NO.: B-J
ELEV.: **DATUM:**
START DATE: 12/4/14 **FINISH DATE: 12/4/14**
SHEET 1 OF 1

PROJECT: Cottage Place Gardens — CTM PROJECT NO.: 14.4452

LOCATION: Yonkers, NY — CTM INSPECTOR: S. Bieber

DEPTH (FT.)	SAMPLE TYPE	SAMPLE NO.	BLOWS ON SAMPLER 0/6	6/12	12/18	18/24	N	RECOVERY	SAMPLE CLASSIFICATION	NOTES
		1						3.6	Dark brown fine SAND & SILT, little fine-medium gravel	damp
									Light brown fine SAND, little brown silt, trace red brick & ash	damp
5										
		2						3.4	Brown fine SAND, red BRICK & ASH, little brown silt	damp
									Light brown SAND, some brown Silt, little fine-medium gravel	moist
10										
		3						3.3		moist ±10-12' bgs
										damp ±12-14.5' bgs
15										
									End of Boring ±14.5' bgs (refusal)	Monitoring well installed
20										
25										
30										

N = NO. OF BLOWS TO DRIVE 2" SAMPLER 12" WITH A 140 LB. WT. FALLING 30" PER BLOW

DRILLING CONTRACTOR: ADT, Inc. — DRILL RIG TYPE: 7822 DT Track Mounted

METHOD OF INVESTIGATION: 5' long stainless steel macro-core sampler with acetate liner

GROUNDWATER LEVEL

DATE	LEVEL	CASING

THE SUBSURFACE INFORMATION SHOWN HEREON WAS OBTAINED FOR C.T. MALE DESIGN PURPOSES. IT IS MADE AVAILABLE TO AUTHORIZED USERS ONLY THAT THEY MAY HAVE ACCESS TO THE SAME INFORMATION AVAILABLE TO C.T.MALE. IT IS PRESENTED IN GOOD FAITH, BUT IS NOT INTENDED AS A SUBSTITUTE FOR INVESTIGATIONS, INTERPRETATION OR JUDGMENT OF SUCH AUTHORIZED USERS.

SAMPLE CLASSIFICATION BY:

C.T. MALE ASSOCIATES

SUBSURFACE EXPLORATION LOG

BORING NO.: B-K
ELEV.: **DATUM:**
START DATE: 12/4/14 **FINISH DATE: 12/4/14**
SHEET 1 OF 1

PROJECT: Cottage Place Gardens — CTM PROJECT NO.: 14.4452

LOCATION: Yonkers, NY — CTM INSPECTOR: S. Bieber

DEPTH (FT.)	SAMPLE TYPE	SAMPLE NO.	BLOWS ON SAMPLER 0/6	6/12	12/18	18/24	N	RECOVERY	SAMPLE CLASSIFICATION	NOTES
		1						2.0	ASPHALT, SUB-BASE, fine brown SAND & fine to coarse GRAVEL	damp
									Light brown fine SAND, some brown Silt & fine-coarse Gravel, little red brick	damp
5										
		2						3.5	Light brown fine SAND, little brown silt & fine-coarse gravel	moist
10										
		3						2.0		damp
									End of Boring ±12.6' bgs (refusal)	Monitoring well installed
15										
20										
25										
30										

N = NO. OF BLOWS TO DRIVE 2" SAMPLER 12" WITH A 140 LB. WT. FALLING 30" PER BLOW

DRILLING CONTRACTOR: ADT, Inc. — DRILL RIG TYPE: 7822 DT Track Mounted

METHOD OF INVESTIGATION: 5' long stainless steel macro-core sampler with acetate liner

GROUNDWATER LEVEL

DATE	LEVEL	CASING

THE SUBSURFACE INFORMATION SHOWN HEREON WAS OBTAINED FOR C.T. MALE DESIGN PURPOSES. IT IS MADE AVAILABLE TO AUTHORIZED USERS ONLY THAT THEY MAY HAVE ACCESS TO THE SAME INFORMATION AVAILABLE TO C.T.MALE. IT IS PRESENTED IN GOOD FAITH, BUT IS NOT INTENDED AS A SUBSTITUTE FOR INVESTIGATIONS, INTERPRETATION OR JUDGMENT OF SUCH AUTHORIZED USERS.

SAMPLE CLASSIFICATION BY:

C.T. MALE ASSOCIATES

SUBSURFACE EXPLORATION LOG

BORING NO.: B-L
ELEV.: **DATUM:**
START DATE: 12/4/14 **FINISH DATE: 12/4/14**
SHEET 1 OF 1

PROJECT: Cottage Place Gardens — CTM PROJECT NO.: 14.4452

LOCATION: Yonkers, NY — CTM INSPECTOR: S. Bieber

DEPTH (FT.)	SAMPLE TYPE	SAMPLE NO.	BLOWS ON SAMPLER 0/6	6/12	12/18	18/24	N	RECOVERY	SAMPLE CLASSIFICATION	NOTES
		1						4.0	ASPHALT, SUB-BASE & Red BRICK, little ash & brown fine sand	damp
									Light brown fine SAND & SILT brown fine sand	
5										
		2						2.1	Light brown fine SAND, little brown silt & fine-medium gravel	moist at 6.5' Refusal at 7.2'-moved boring ±7' west
		3						2.8		moist
10										
									End of Boring ±10' bgs (refusal)	Monitoring well installed
15										
20										
25										
30										

N = NO. OF BLOWS TO DRIVE 2" SAMPLER 12" WITH A 140 LB. WT. FALLING 30" PER BLOW

DRILLING CONTRACTOR: ADT, Inc. — DRILL RIG TYPE: 7822 DT Track Mounted

METHOD OF INVESTIGATION: 5' long stainless steel macro-core sampler with acetate liner

GROUNDWATER LEVEL

DATE	LEVEL	CASING

THE SUBSURFACE INFORMATION SHOWN HEREON WAS OBTAINED FOR C.T. MALE DESIGN PURPOSES. IT IS MADE AVAILABLE TO AUTHORIZED USERS ONLY THAT THEY MAY HAVE ACCESS TO THE SAME INFORMATION AVAILABLE TO C.T.MALE. IT IS PRESENTED IN GOOD FAITH, BUT IS NOT INTENDED AS A SUBSTITUTE FOR INVESTIGATIONS, INTERPRETATION OR JUDGMENT OF SUCH AUTHORIZED USERS.

SAMPLE CLASSIFICATION BY:

C.T. MALE ASSOCIATES

SUBSURFACE EXPLORATION LOG

BORING NO.: B-M
ELEV.: **DATUM:**
START DATE: 12/4/14 **FINISH DATE: 12/4/14**
SHEET 1 OF 1

PROJECT: Cottage Place Gardens — CTM PROJECT NO.: 14.4452

LOCATION: Yonkers, NY — CTM INSPECTOR: S. Bieber

DEPTH (FT.)	SAMPLE TYPE	SAMPLE NO.	BLOWS ON SAMPLER 0/6	6/12	12/18	18/24	N	RECOVERY	SAMPLE CLASSIFICATION	NOTES
		1						3.7	(0-0.2') Dark br f SAND & SILT, trace f. gravel	damp
									Fine brown SAND, some brown Silt, little fine gravel	moist
5		2						4.8		moist
10		3						2.1	Brown f. SAND, Some brown Silt & f-m Gravel	damp
									End of Boring ±11.4' bgs (refusal)	Monitoring well installed
15										
20										
25										
30										

N = NO. OF BLOWS TO DRIVE 2" SAMPLER 12" WITH A 140 LB. WT. FALLING 30" PER BLOW

DRILLING CONTRACTOR: ADT, Inc. — DRILL RIG TYPE: 7822 DT Track Mounted

METHOD OF INVESTIGATION: 5' long stainless steel macro-core sampler with acetate liner

GROUNDWATER LEVEL

DATE	LEVEL	CASING

THE SUBSURFACE INFORMATION SHOWN HEREON WAS OBTAINED FOR C.T. MALE DESIGN PURPOSES. IT IS MADE AVAILABLE TO AUTHORIZED USERS ONLY THAT THEY MAY HAVE ACCESS TO THE SAME INFORMATION AVAILABLE TO C.T.MALE. IT IS PRESENTED IN GOOD FAITH, BUT IS NOT INTENDED AS A SUBSTITUTE FOR INVESTIGATIONS, INTERPRETATION OR JUDGMENT OF SUCH AUTHORIZED USERS.

SAMPLE CLASSIFICATION BY:

C.T. MALE ASSOCIATES

SUBSURFACE EXPLORATION LOG

BORING NO.: B-N
ELEV.: **DATUM:**
START DATE: 12/4/14 **FINISH DATE: 12/4/14**
SHEET 1 OF 1

PROJECT: Cottage Place Gardens — CTM PROJECT NO.: 14.4452

LOCATION: Yonkers, NY — CTM INSPECTOR: S. Bieber

DEPTH (FT.)	SAMPLE TYPE	SAMPLE NO.	BLOWS ON SAMPLER 0/6	6/12	12/18	18/24	N	RECOVERY	SAMPLE CLASSIFICATION	NOTES
		1						2.8	Dark br f SAND & SILT, little f gravel	damp
									Brown fine SAND & SILT, some Red Brick, Ash & Coal, little fine-medium gravel	damp
									Brown fine SAND, little brown silt & fine gravel	moist
5										
		2						5.0	Brown fine SAND, some brown Silt, little fine-medium gravel	moist
10										
		3						4.0	Brown fine SAND, some brown Silt & fine-medium gravel	moist
15										
									End of Boring ±14.7' bgs (refusal)	Monitoring well installed
20										
25										
30										

N = NO. OF BLOWS TO DRIVE 2" SAMPLER 12" WITH A 140 LB. WT. FALLING 30" PER BLOW

DRILLING CONTRACTOR: ADT, Inc. — DRILL RIG TYPE: 7822 DT Track Mounted

METHOD OF INVESTIGATION: 5' long stainless steel macro-core sampler with acetate liner

GROUNDWATER LEVEL

DATE	LEVEL	CASING

THE SUBSURFACE INFORMATION SHOWN HEREON WAS OBTAINED FOR C.T. MALE DESIGN PURPOSES. IT IS MADE AVAILABLE TO AUTHORIZED USERS ONLY THAT THEY MAY HAVE ACCESS TO THE SAME INFORMATION AVAILABLE TO C.T.MALE. IT IS PRESENTED IN GOOD FAITH, BUT IS NOT INTENDED AS A SUBSTITUTE FOR INVESTIGATIONS, INTERPRETATION OR JUDGMENT OF SUCH AUTHORIZED USERS.

SAMPLE CLASSIFICATION BY:

C.T. MALE ASSOCIATES

SUBSURFACE EXPLORATION LOG

BORING NO.: B-O
ELEV.: **DATUM:**
START DATE: 12/5/14 **FINISH DATE: 12/5/14**
SHEET 1 OF 1

PROJECT: Cottage Place Gardens — CTM PROJECT NO.: 14.4452

LOCATION: Yonkers, NY — CTM INSPECTOR: S. Bieber

DEPTH (FT.)	SAMPLE TYPE	SAMPLE NO.	BLOWS ON SAMPLER 0/6	6/12	12/18	18/24	N	RECOVERY	SAMPLE CLASSIFICATION	NOTES
		1						2.5	(0-0.2') ASPHALT & SUB-BASE	damp
									Light brown fine SAND & SILT, little red brick & ash, trace fine gravel	damp
5									Light brown fine SAND & SILT, little fine gravel	moist
		2						3.7	Light brown fine SAND, some fine-coarse Gravel, little brown silt	damp
10										
		3						4.0		damp
15									End of Boring ±14' bgs (refusal)	Monitoring well installed
20										
25										
30										

N = NO. OF BLOWS TO DRIVE 2" SAMPLER 12" WITH A 140 LB. WT. FALLING 30" PER BLOW

DRILLING CONTRACTOR: ADT, Inc. — DRILL RIG TYPE: 7822 DT Track Mounted

METHOD OF INVESTIGATION: 5' long stainless steel macro-core sampler with acetate liner

GROUNDWATER LEVEL

DATE	LEVEL	CASING

THE SUBSURFACE INFORMATION SHOWN HEREON WAS OBTAINED FOR C.T. MALE DESIGN PURPOSES. IT IS MADE AVAILABLE TO AUTHORIZED USERS ONLY THAT THEY MAY HAVE ACCESS TO THE SAME INFORMATION AVAILABLE TO C.T.MALE. IT IS PRESENTED IN GOOD FAITH, BUT IS NOT INTENDED AS A SUBSTITUTE FOR INVESTIGATIONS, INTERPRETATION OR JUDGMENT OF SUCH AUTHORIZED USERS.

SAMPLE CLASSIFICATION BY:

C.T. MALE ASSOCIATES

SUBSURFACE EXPLORATION LOG

BORING NO.: B-P
ELEV.: **DATUM:**
START DATE: 12/5/14 **FINISH DATE: 12/5/14**
SHEET 1 OF 1

PROJECT: Cottage Place Gardens — CTM PROJECT NO.: 14.4452

LOCATION: Yonkers, NY — CTM INSPECTOR: S. Bieber

DEPTH (FT.)	SAMPLE TYPE	SAMPLE NO.	BLOWS ON SAMPLER 0/6	6/12	12/18	18/24	N	RECOVERY	SAMPLE CLASSIFICATION	NOTES
		1						3.0	Dk br f SAND & SILT, little f-m gravel & wood	damp
									Brown fine SAND, little brown silt & fine gravel	damp
5										
		2						4.0		damp
									Brown fine SAND, Some brown Silt, little fine-medium gravel (little wet)	moist
										Refusal at 9.2' bgs
10		3						2.8		move boring 4' to west
		4						2.5		little wet
									End of Boring ±12.4' (refusal)	Monitoring well installed
15										
20										
25										
30										

N = NO. OF BLOWS TO DRIVE 2" SAMPLER 12" WITH A 140 LB. WT. FALLING 30" PER BLOW

DRILLING CONTRACTOR: ADT, Inc. — DRILL RIG TYPE: 7822 DT Track Mounted

METHOD OF INVESTIGATION: 5' long stainless steel macro-core sampler with acetate liner

GROUNDWATER LEVEL

DATE	LEVEL	CASING

THE SUBSURFACE INFORMATION SHOWN HEREON WAS OBTAINED FOR C.T. MALE DESIGN PURPOSES. IT IS MADE AVAILABLE TO AUTHORIZED USERS ONLY THAT THEY MAY HAVE ACCESS TO THE SAME INFORMATION AVAILABLE TO C.T.MALE. IT IS PRESENTED IN GOOD FAITH, BUT IS NOT INTENDED AS A SUBSTITUTE FOR INVESTIGATIONS, INTERPRETATION OR JUDGMENT OF SUCH AUTHORIZED USERS.

SAMPLE CLASSIFICATION BY:

C.T. MALE ASSOCIATES

SUBSURFACE EXPLORATION LOG

BORING NO.: B-Q
ELEV.: **DATUM:**
START DATE: 12/5/14 **FINISH DATE: 12/5/14**
SHEET 1 OF 1

PROJECT: Cottage Place Gardens CTM PROJECT NO.: 14.4452

LOCATION: Yonkers, NY CTM INSPECTOR: S. Bieber

DEPTH (FT.)	SAMPLE TYPE	SAMPLE NO.	BLOWS ON SAMPLER 0/6	6/12	12/18	18/24	N	RECOVERY	SAMPLE CLASSIFICATION	NOTES
		1						2.7	(0-0.5') ASPHALT & SUB-BASE, little f br sand silt, trace red brick	damp
									(0.5'-5') Light brown fine SAND, Some brown Silt, little fine-medium gravel	damp
5										
		2						3.2		damp
										Refusal at 8.7'-move ±3' to west-Refusal at 9.1'-move 5' to NW Monitoring well installed
		3						2.4	(moist)	
10									End of Boring ±9.3' bgs (refusal)	
15										
20										
25										
30										

N = NO. OF BLOWS TO DRIVE 2" SAMPLER 12" WITH A 140 LB. WT. FALLING 30" PER BLOW

DRILLING CONTRACTOR: ADT, Inc. DRILL RIG TYPE: 7822 DT Track Mounted

METHOD OF INVESTIGATION: 5' long stainless steel macro-core sampler with acetate liner

GROUNDWATER LEVEL

DATE	LEVEL	CASING

THE SUBSURFACE INFORMATION SHOWN HEREON WAS OBTAINED FOR C.T. MALE DESIGN PURPOSES. IT IS MADE AVAILABLE TO AUTHORIZED USERS ONLY THAT THEY MAY HAVE ACCESS TO THE SAME INFORMATION AVAILABLE TO C.T.MALE. IT IS PRESENTED IN GOOD FAITH, BUT IS NOT INTENDED AS A SUBSTITUTE FOR INVESTIGATIONS, INTERPRETATION OR JUDGMENT OF SUCH AUTHORIZED USERS.

SAMPLE CLASSIFICATION BY:

ATTACHMENT D

ORGANIC VAPOR HEADSPACE ANALYSIS LOGS

ORGANIC VAPOR HEADSPACE ANALYSIS LOG

PROJECT: Cottage Place Gardens		**PROJECT #:** 14.4452	**PAGE 1 OF 1**
CLIENT: The Community Builders			**DATE COLLECTED:** 12/3/14
LOCATION: Yonkers, NY			
INSTRUMENT USED: MiniRae 3000	**LAMP** 10.6 **eV**		**DATE ANALYZED:** 12/3/14
DATE INSTRUMENT CALIBRATED: 12/3/2014		**BY:** S. Bieber	
TEMPERATURE OF SOIL: ambient			**ANALYST:** S. Bieber

EXPLORATION NUMBER	SAMPLE NUMBER	DEPTH (FT.)***	SAMPLE TYPE	SAMPLE READING (PPM)**	BACKGROUND READING (PPM)**	REMARKS
B-A	1	0-2.5	Soil	1.5	0.0	No odor/No stain
B-A	2	2.5-5	Soil	0.9	0.0	No odor/No stain
B-A	3	5-7.5	Soil	0.4	0.0	No odor/No stain
B-A	4	7.5-9.6	Soil	0.1	0.0	No odor/No stain
B-B	1	0-2.5	Soil	0.1	0.0	No odor/No stain
B-B	2	2.5-5	Soil	2.7	0.0	No odor/No stain
B-B	3	5-7.5	Soil	0.1	0.0	No odor/No stain
B-B	4	7.5-10	Soil	0.2	0.0	No odor/No stain
B-B	5	10-12.5	Soil	0.0	0.0	No odor/No stain
B-B	6	12.5-14.4	Soil	0.1	0.0	No odor/No stain
B-C	1	0-2.5	Soil	0.0	0.0	No odor/No stain
B-C	2	2.5-5	Soil	0.1	0.0	No odor/No stain
B-C	3	5-7.5	Soil	0.0	0.0	No odor/No stain
B-C	4	7.5-10	Soil	0.1	0.0	No odor/No stain
B-C	5	10-12.5	Soil	0.1	0.0	No odor/No stain
B-C	6	12.5-13.8	Soil	0.1	0.0	No odor/No stain
B-D	1	0-2.5	Soil	0.0	0.0	No odor/No stain
B-D	2	2.5-5	Soil	0.0	0.0	No odor/No stain
B-D	3	5-7.5	Soil	0.0	0.0	No odor/No stain
B-D	4	7.5-10	Soil	0.0	0.0	No odor/No stain
B-D	5	10-12.4	Soil	0.0	0.0	No odor/No stain

*Instrument was calibrated in accordance with manufacturer's recommended procedure using a calibration gas supplied by the manufacturer.
**PPM represents concentration of detectable volatile and gaseous compounds in parts per million of air.
*** represents feet below the ground surface

ORGANIC VAPOR HEADSPACE ANALYSIS LOG

PROJECT: Cottage Place Gardens		**PROJECT #:** 14.4452	**PAGE 1 OF 1**
CLIENT: The Community Builders			**DATE COLLECTED:** 12/3/14
LOCATION: Yonkers, NY			
INSTRUMENT USED: MiniRae 3000	**LAMP** 10.6 **eV**		**DATE ANALYZED:** 12/3/14
DATE INSTRUMENT CALIBRATED: 12/3/2014		**BY:** S. Bieber	
TEMPERATURE OF SOIL: ambient			**ANALYST:** S. Bieber

EXPLORATION NUMBER	SAMPLE NUMBER	DEPTH (FT.)***	SAMPLE TYPE	SAMPLE READING (PPM)**	BACKGROUND READING (PPM)**	REMARKS
B-E	1	0-2.5	Soil	0.0	0.0	No odor/No stain
B-E	2	2.5-5	Soil	0.0	0.0	No odor/No stain
B-E	3	5-7.5	Soil	0.0	0.0	No odor/No stain
B-E	4	7.5-9.1	Soil	0.0	0.0	No odor/No stain
B-F	1	0-2.5	Soil	0.3	0.0	No odor/No stain
B-F	2	2.5-4.9	Soil	0.0	0.0	No odor/No stain
B-F	3	5-7.5	Soil	0.0	0.0	No odor/No stain
B-F	4	7.5-8.8	Soil	0.0	0.0	No odor/No stain
B-F	5	8.8-9.6	Soil	0.0	0.0	No odor/No stain
B-G	1	0-2.5	Soil	0.1	0.0	No odor/No stain
B-G	2	2.5-5	Soil	0.1	0.0	No odor/No stain
B-G	3	5-7.5	Soil	0.1	0.0	No odor/No stain
B-G	4	7.5-10	Soil	0.0	0.0	No odor/No stain
B-G	5	10-12.5	Soil	0.0	0.0	No odor/No stain
B-G	6	12.5-15	Soil	0.1	0.0	No odor/No stain
B-G	7	15-16.1	Soil	0.1	0.0	No odor/No stain

*Instrument was calibrated in accordance with manufacturer's recommended procedure using a calibration gas supplied by the manufacturer.
**PPM represents concentration of detectable volatile and gaseous compounds in parts per million of air.
*** represents feet below the ground surface

ORGANIC VAPOR HEADSPACE ANALYSIS LOG

PROJECT: Cottage Place Gardens		**PROJECT #:** 14.4452	**PAGE 1 OF 1**
CLIENT: The Community Builders			**DATE COLLECTED:** 12/4/14
LOCATION: Yonkers, NY			
INSTRUMENT USED: MiniRae 3000	**LAMP** 10.6 **eV**		**DATE ANALYZED:** 12/4/14
DATE INSTRUMENT CALIBRATED: 12/4/2014		**BY:** S. Bieber	
TEMPERATURE OF SOIL: ambient			**ANALYST:** S. Bieber

EXPLORATION NUMBER	SAMPLE NUMBER	DEPTH (FT.)***	SAMPLE TYPE	SAMPLE READING (PPM)**	BACKGROUND READING (PPM)**	REMARKS
B-H	1	0-2.5	Soil	0.1	0.0	No odor/No stain
B-H	2	2.5-5	Soil	0.1	0.0	No odor/No stain
B-H	3	5-7.5	Soil	0.1	0.0	No odor/No stain
B-H	4	7.5-10	Soil	0.1	0.0	No odor/No stain
B-H	5	10-12.5	Soil	0.1	0.0	No odor/No stain
B-H	6	12.5-15	Soil	0.0	0.0	No odor/No stain
B-H	7	15-16.1	Soil	0.0	0.0	No odor/No stain
B-I	1	0-2.5	Soil	0.0	0.0	No odor/No stain
B-I	2	2.5-5	Soil	0.0	0.0	No odor/No stain
B-I	3	5-7.5	Soil	0.0	0.0	No odor/No stain
B-I	4	7.5-10	Soil	0.0	0.0	No odor/No stain
B-I	5	10-13.7	Soil	0.0	0.0	No odor/No stain
B-J	1	0-2.5	Soil	0.0	0.0	No odor/No stain
B-J	2	2.5-5	Soil	0.0	0.0	No odor/No stain
B-J	3	5-7.5	Soil	0.0	0.0	No odor/No stain
B-J	4	7.5-10	Soil	0.0	0.0	No odor/No stain
B-J	5	10-12.5	Soil	0.0	0.0	No odor/No stain
B-J	6	12.5-14.5	Soil	0.0	0.0	No odor/No stain

*Instrument was calibrated in accordance with manufacturer's recommended procedure using a calibration gas supplied by the manufacturer.
**PPM represents concentration of detectable volatile and gaseous compounds in parts per million of air.
*** represents feet below the ground surface

ORGANIC VAPOR HEADSPACE ANALYSIS LOG

PROJECT: Cottage Place Gardens		**PROJECT #:** 14.4452	**PAGE 1 OF 1**
CLIENT: The Community Builders			**DATE COLLECTED:** 12/3/14
LOCATION: Yonkers, NY			
INSTRUMENT USED: MiniRae 3000	**LAMP** 10.6 **eV**		**DATE ANALYZED:** 12/3/14
DATE INSTRUMENT CALIBRATED: 12/4/2014		**BY:** S. Bieber	
TEMPERATURE OF SOIL: ambient			**ANALYST:** S. Bieber

EXPLORATION NUMBER	SAMPLE NUMBER	DEPTH (FT.)***	SAMPLE TYPE	SAMPLE READING (PPM)**	BACKGROUND READING (PPM)**	REMARKS
B-K	1	0-2.5	Soil	0.2	0.0	No odor/No stain
B-K	2	2.5-5	Soil	0.2	0.0	No odor/No stain
B-K	3	5-7.5	Soil	0.0	0.0	No odor/No stain
B-K	4	7.5-10	Soil	0.0	0.0	No odor/No stain
B-K	5	10-12.6	Soil	0.0	0.0	No odor/No stain
B-L	1	0-2.5	Soil	0.0	0.0	No odor/No stain
B-L	2	2.5-5	Soil	0.0	0.0	No odor/No stain
B-L	3	5-7.2	Soil	0.0	0.0	No odor/No stain
B-L	4	7.2-10	Soil	0.0	0.0	No odor/No stain
B-M	1	0-2.5	Soil	0.4	0.0	No odor/No stain
B-M	2	2.5-5	Soil	0.5	0.0	No odor/No stain
B-M	3	5-7.5	Soil	0.8	0.0	No odor/No stain
B-M	4	7.5-10	Soil	0.6	0.0	No odor/No stain
B-M	5	10-11.4	Soil	0.0	0.0	No odor/No stain
B-N	1	0-2.5	Soil	0.1	0.0	No odor/No stain
B-N	2	2.5-5	Soil	0.2	0.0	No odor/No stain
B-N	3	5-7.5	Soil	0.2	0.0	No odor/No stain
B-N	4	7.5-10	Soil	0.0	0.0	No odor/No stain
B-N	5	10-12.5	Soil	0.0	0.0	No odor/No stain
B-N	6	12.5-14.7	Soil	0.0	0.0	No odor/No stain

*Instrument was calibrated in accordance with manufacturer's recommended procedure using a calibration gas supplied by the manufacturer.
**PPM represents concentration of detectable volatile and gaseous compounds in parts per million of air.
*** represents feet below the ground surface

ORGANIC VAPOR HEADSPACE ANALYSIS LOG

PROJECT: Cottage Place Gardens		**PROJECT #:** 14.4452	**PAGE 1 OF 1**
CLIENT: The Community Builders			**DATE COLLECTED:** 12/3/14
LOCATION: Yonkers, NY			
INSTRUMENT USED: MiniRae 3000	**LAMP** 10.6 **eV**		**DATE ANALYZED:** 12/3/14
DATE INSTRUMENT CALIBRATED: 12/5/2014		**BY:** S. Bieber	
TEMPERATURE OF SOIL: ambient			**ANALYST:** S. Bieber

EXPLORATION NUMBER	SAMPLE NUMBER	DEPTH (FT.)***	SAMPLE TYPE	SAMPLE READING (PPM)**	BACKGROUND READING (PPM)**	REMARKS
B-O	1	0-2.5	Soil	0.1	0.0	No odor/No stain
B-O	2	2.5-5	Soil	0	0.0	No odor/No stain
B-O	3	5-7.5	Soil	0.3	0.0	No odor/No stain
B-O	4	7.5-10	Soil	0.0	0.0	No odor/No stain
B-O	5	10-12.5	Soil	0.0	0.0	No odor/No stain
B-O	6	12.5-14	Soil	0.0	0.0	No odor/No stain
B-P	1	0-2.5	Soil	0.1	0.0	No odor/No stain
B-P	2	2.5-5	Soil	0.3	0.0	No odor/No stain
B-P	3	5-7.5	Soil	0.1	0.0	No odor/No stain
B-P	4	7.5-9.2	Soil	0.1	0.0	No odor/No stain
B-P	5	9.2-10	Soil	0.1	0.0	No odor/No stain
B-P	6	10-12.4	Soil	0.0	0.0	No odor/No stain
B-Q	1	0-2.5	Soil	0.1	0.0	No odor/No stain
B-Q	2	2.5-5	Soil	0.0	0.0	No odor/No stain
B-Q	3	5-8.7	Soil	0.0	0.0	No odor/No stain
B-Q	4	8.7-9.3	Soil	0.0	0.0	No odor/No stain

*Instrument was calibrated in accordance with manufacturer's recommended procedure using a calibration gas supplied by the manufacturer.
**PPM represents concentration of detectable volatile and gaseous compounds in parts per million of air.
*** represents feet below the ground surface

ATTACHMENT E

MONITORNG WELL CONSTRUCTION LOGS

Well No. MW-B

C.T. MALE ASSOCIATES

MONITORING WELL CONSTRUCTION LOG

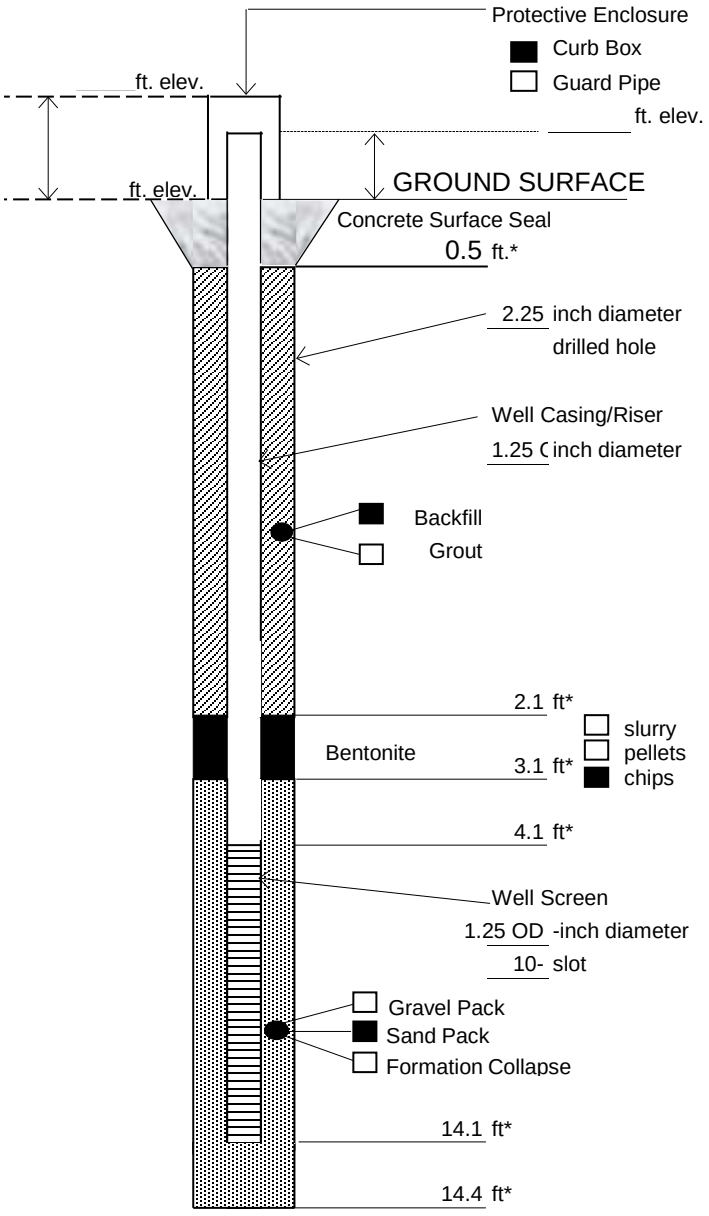

* Depth below ground surface.

Project Name: Cottage Place Gardens

Project Number: 14.4452

Well No.: MW-B Boring No.: B-B

Town/City: Yonkers

County: Westchester State: NY

Installation Date(s): 12/3/2014

Drilling Contractor: ADT, Inc.

Drilling Method: Direct Push with Track Mtd Geoprobe

Water Depth From Top of Riser: ____ ft ____ Date

C.T. Male Observer: S. Bieber

Materials Used:

1/3	Bags of Sand	(50	lb. bags)
	Sand Size: #1	Brand:	FilPro
1/16	Bags of Bentonite	(50	lb. bags)
	Brand:	HolePlug	
10	ft. of	0.010 slot	well screen
4.1	ft. of	solid PVC	well riser
NA	Bags of Cement/Concrete	(____	lb. bags)
	Brand:		

Grout Mixture:

____	Bags of Cement	(____	lb. bags)
____	Lbs. of Bentonite		
____	Gallons of Water		
____	Grout Batches		

Notes:

Well No. MW-C

C.T. MALE ASSOCIATES

MONITORING WELL CONSTRUCTION LOG

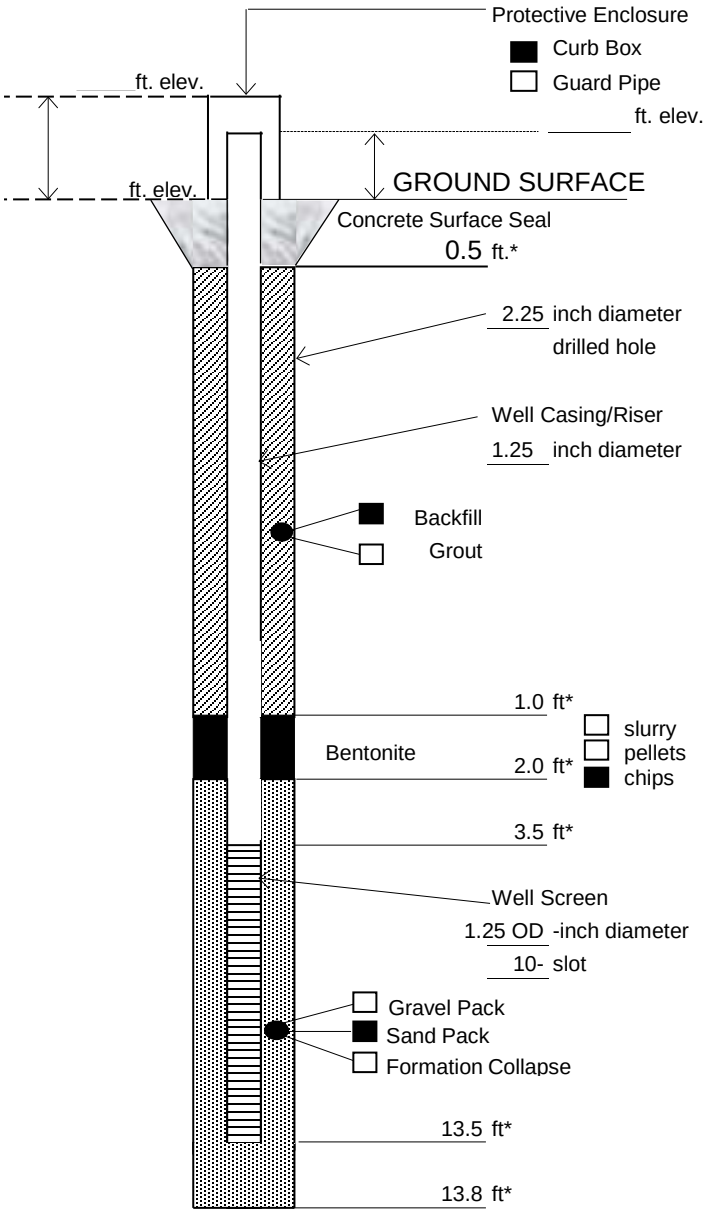

* Depth below ground surface.

Project Name: Cottage Place Gardens

Project Number: 14.4452

Well No.: MW-C Boring No.: B-C

Town/City: Yonkers

County: Westchester State: NY

Installation Date(s): 12/3/2014

Drilling Contractor: ADT, Inc.

Drilling Method: Direct Push with Track Mtd Geoprobe

Water Depth From Top of Riser: ____ ft ____ Date

C.T. Male Observer: S. Bieber

Materials Used:

1/3	Bags of Sand	(50	lb. bags)
	Sand Size: #1	Brand:	FilPro
1/16	Bags of Bentonite	(50	lb. bags)
	Brand:	HolePlug	
10	ft. of	0.010 slot	well screen
3.5	ft. of	solid PVC	well riser
NA	Bags of Cement/Concrete	(____	lb. bags)
	Brand:		

Grout Mixture:

____	Bags of Cement	(____	lb. bags)
____	Lbs. of Bentonite		
____	Gallons of Water		
____	Grout Batches		

Notes:

Well No. MW-D

C.T. MALE ASSOCIATES

MONITORING WELL CONSTRUCTION LOG

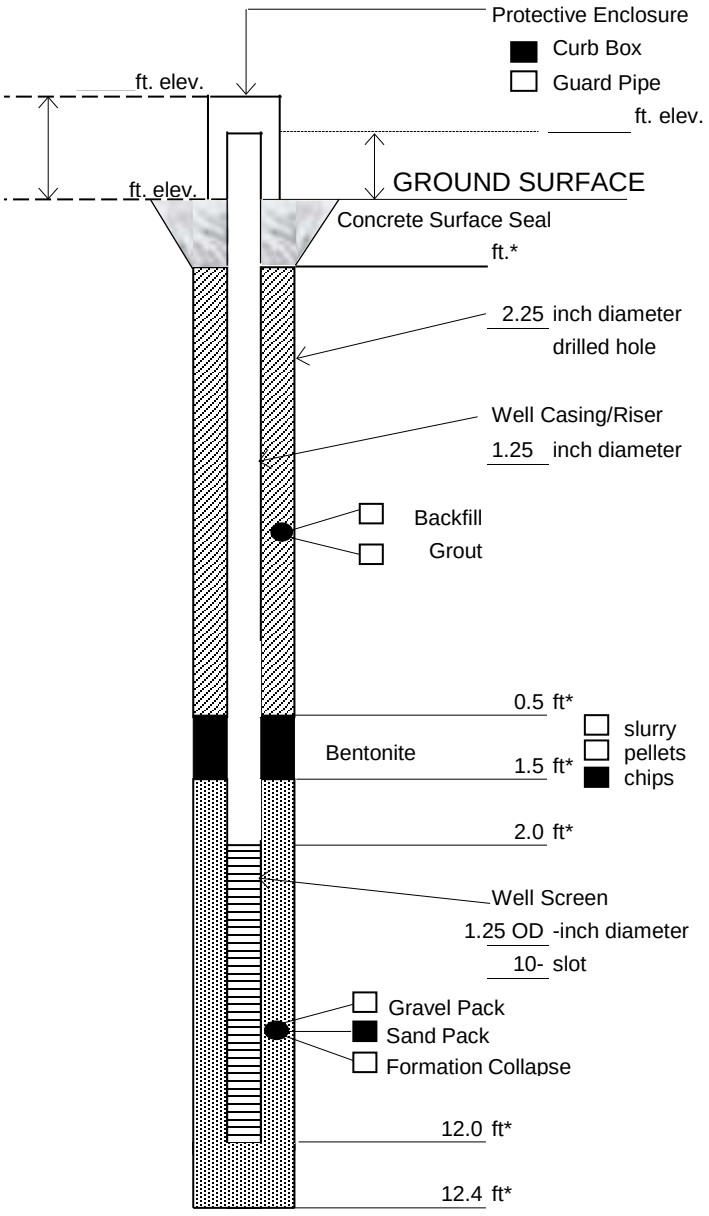

* Depth below ground surface.

Project Name: Cottage Place Gardens

Project Number: 14.4452

Well No.: MW-D Boring No.: B-D

Town/City: Yonkers

County: Westchester State: NY

Installation Date(s): 12/3/2014

Drilling Contractor: ADT, Inc.

Drilling Method: Direct Push with Track Mtd Geoprobe

Water Depth From Top of Riser: ____ ft ____ Date

C.T. Male Observer: S. Bieber

Materials Used:

1/3	Bags of Sand	(50	lb. bags)
	Sand Size: #1	Brand:	FilPro
1/16	Bags of Bentonite	(50	lb. bags)
	Brand:	HolePlug	
10	ft. of	0.010 slot	well screen
2	ft. of	solid PVC	well riser
NA	Bags of Cement/Concrete	(____	lb. bags)
	Brand:		

Grout Mixture:

____	Bags of Cement	(____	lb. bags)
____	Lbs. of Bentonite		
____	Gallons of Water		
____	Grout Batches		

Notes:

Well No. MW-E

C.T. MALE ASSOCIATES

MONITORING WELL CONSTRUCTION LOG

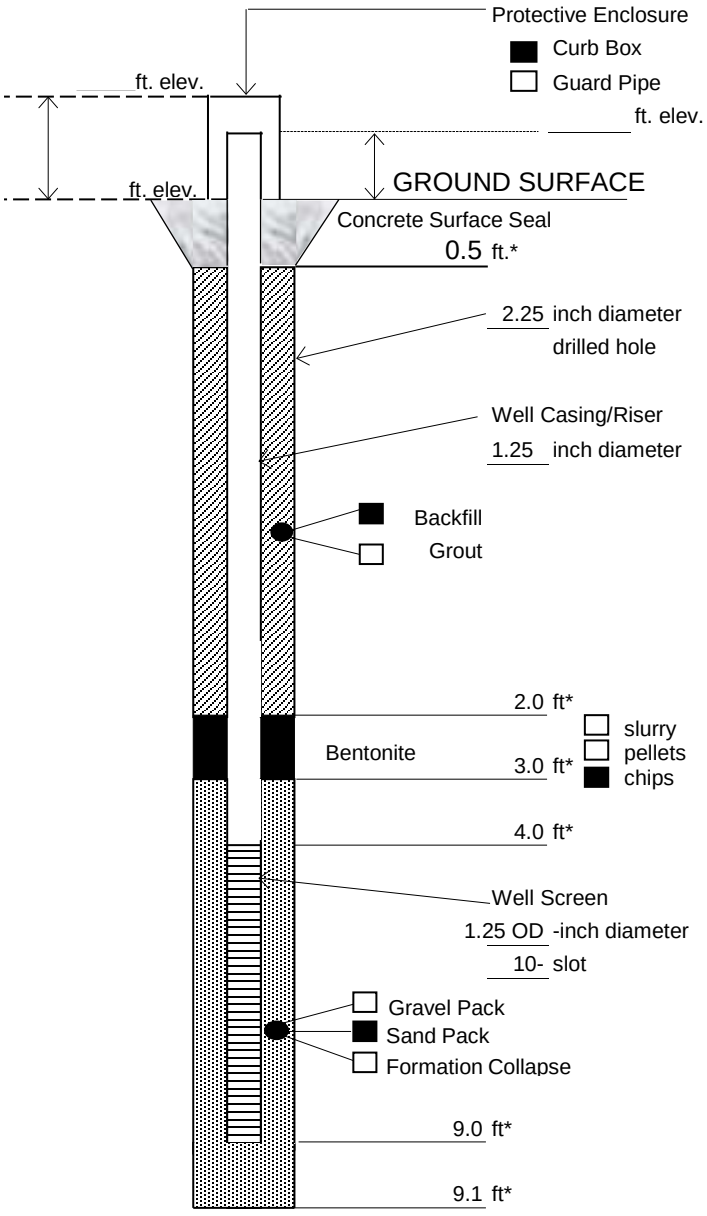

* Depth below ground surface.

Project Name: Cottage Place Gardens

Project Number: 14.4452

Well No.: MW-E Boring No.: B-E

Town/City: Yonkers

County: Westchester State: NY

Installation Date(s): 12/3/2014

Drilling Contractor: ADT, Inc.

Drilling Method: Direct Push with Track Mtd Geoprobe

Water Depth From Top of Riser: ____ ft ____ Date

C.T. Male Observer: S. Bieber

Materials Used:

1/4	Bags of Sand	(50	lb. bags)
	Sand Size: #1	Brand:	FilPro
1/16	Bags of Bentonite	(50	lb. bags)
	Brand:	HolePlug	
5	ft. of	0.010 slot	well screen
4	ft. of	PVC riser	well riser
NA	Bags of Cement/Concrete	(____	lb. bags)
	Brand:		

Grout Mixture:

____	Bags of Cement	(____	lb. bags)
____	Lbs. of Bentonite		
____	Gallons of Water		
____	Grout Batches		

Notes:

Well No. MW-F

C.T. MALE ASSOCIATES

MONITORING WELL CONSTRUCTION LOG

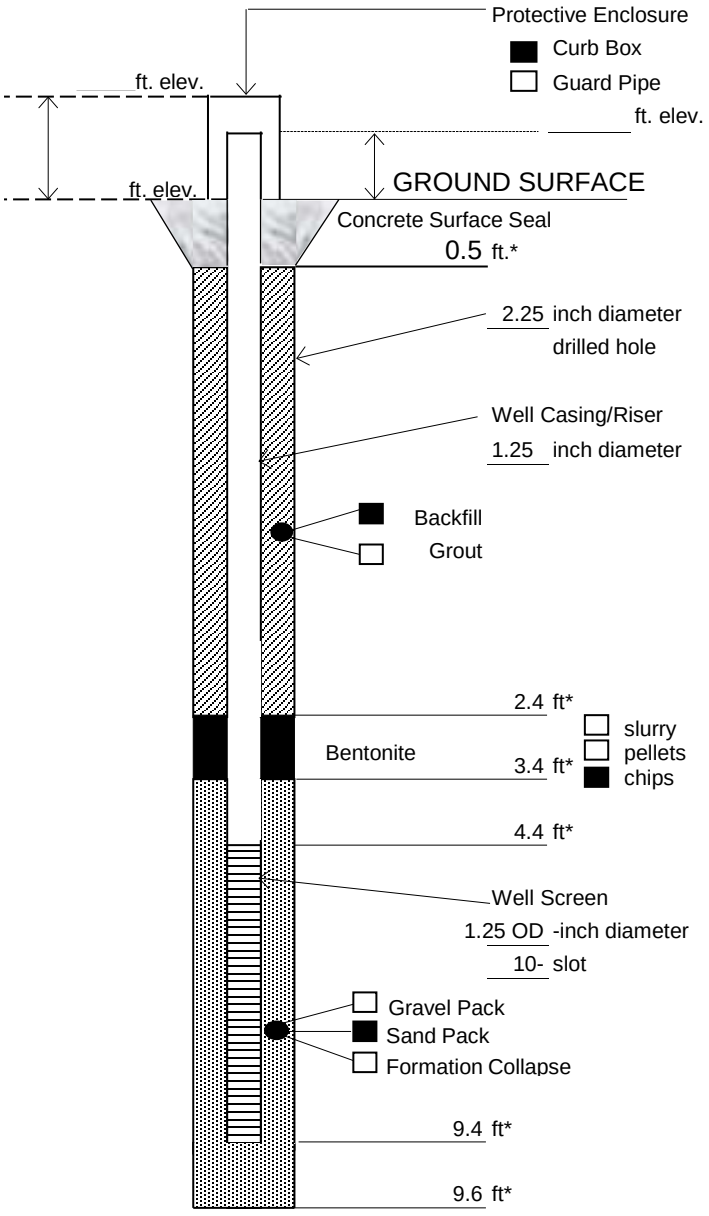

* Depth below ground surface.

Project Name: Cottage Place Gardens

Project Number: 14.4452

Well No.: MW-F Boring No.: B-F

Town/City: Yonkers

County: Westchester State: NY

Installation Date(s): 12/3/2014

Drilling Contractor: ADT, Inc.

Drilling Method: Direct Push with Track Mtd Geoprobe

Water Depth From Top of Riser: ____ ft ____ Date

C.T. Male Observer: S. Bieber

Materials Used:

1/4	Bags of Sand	(50	lb. bags)
	Sand Size: #1	Brand:	FilPro
1/16	Bags of Bentonite	(50	lb. bags)
	Brand:	HolePlug	
5	ft. of	0.010 slot	well screen
4.4	ft. of	PVC riser	well riser
NA	Bags of Cement/Concrete	(____	lb. bags)
	Brand:		

Grout Mixture:

____	Bags of Cement	(____	lb. bags)
____	Lbs. of Bentonite		
____	Gallons of Water		
____	Grout Batches		

Notes:

Well No. MW-G

C.T. MALE ASSOCIATES

MONITORING WELL CONSTRUCTION LOG

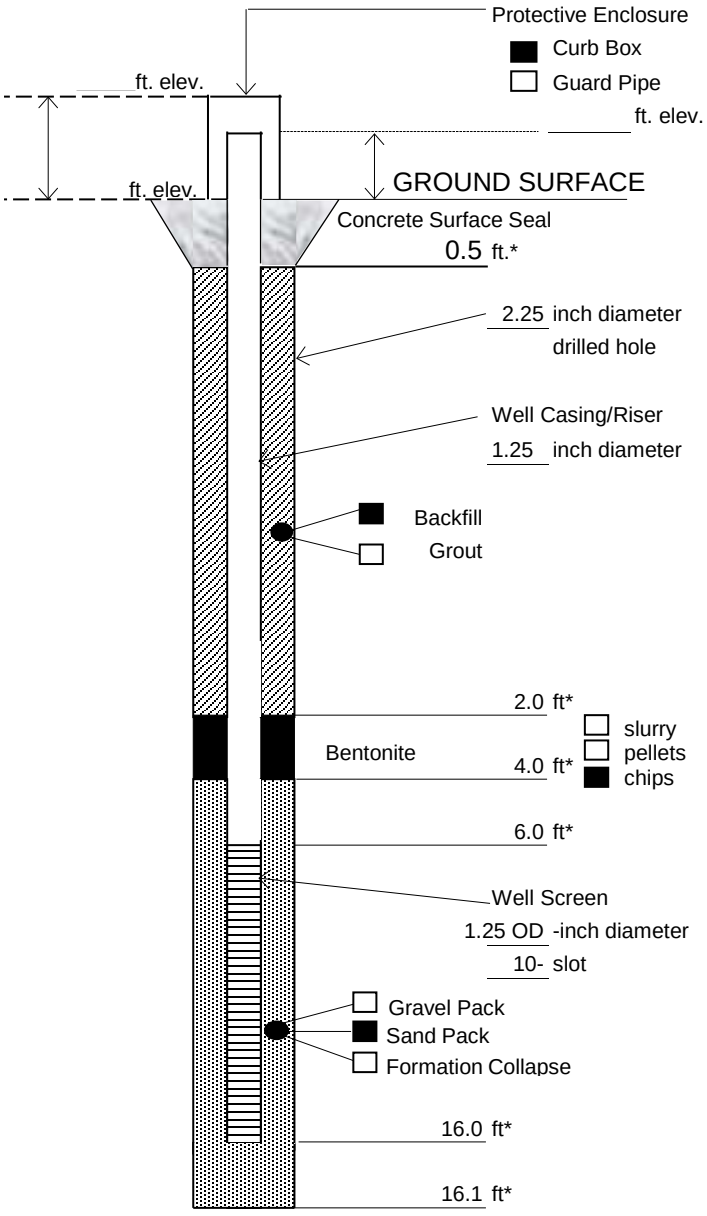

* Depth below ground surface.

Project Name: Cottage Place Gardens

Project Number: 14.4452

Well No.: MW-G Boring No.: B-G

Town/City: Yonkers

County: Westchester State: NY

Installation Date(s): 12/3/2014

Drilling Contractor: ADT, Inc.

Drilling Method: Direct Push with Track Mtd Geoprobe

Water Depth From Top of Riser: ____ ft ____ Date

C.T. Male Observer: S. Bieber

Materials Used:

1/3	Bags of Sand	(50	lb. bags)
	Sand Size: #1	Brand:	FilPro
1/16	Bags of Bentonite	(50	lb. bags)
	Brand:	HolePlug	
10	ft. of	0.010 slot	well screen
6	ft. of	PVC riser	well riser
NA	Bags of Cement/Concrete	(____	lb. bags)
	Brand:		

Grout Mixture:

____	Bags of Cement	(____	lb. bags)
____	Lbs. of Bentonite		
____	Gallons of Water		
____	Grout Batches		

Notes:

Well No. MW-H

C.T. MALE ASSOCIATES

MONITORING WELL CONSTRUCTION LOG

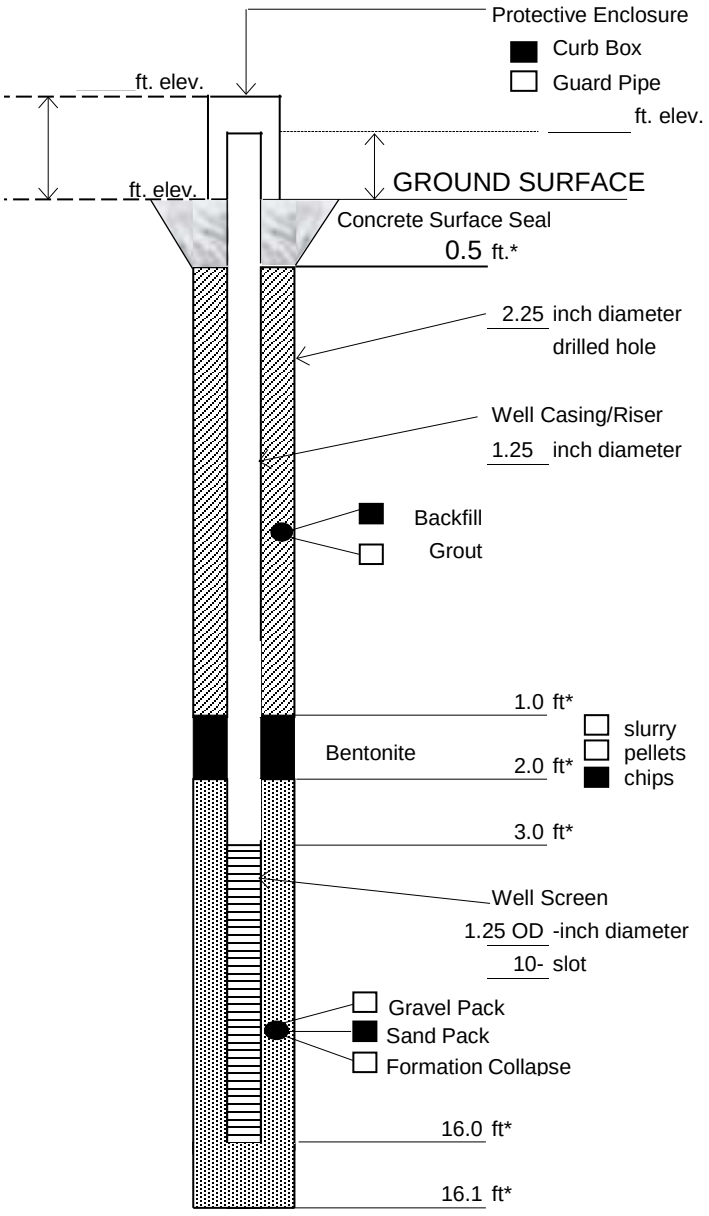

* Depth below ground surface.

Project Name: Cottage Place Gardens

Project Number: 14.4452

Well No.: MW-H Boring No.: B-H

Town/City: Yonkers

County: Westchester State: NY

Installation Date(s): 12/4/2014

Drilling Contractor: ADT, Inc.

Drilling Method: Direct Push with Track Mtd Geoprobe

Water Depth From Top of Riser: ____ ft ____ Date

C.T. Male Observer: S. Bieber

Materials Used:

1/2	Bags of Sand	(50	lb. bags)
	Sand Size: #1	Brand:	FilPro
1/16	Bags of Bentonite	(50	lb. bags)
	Brand:	HolePlug	
13	ft. of	0.010 slot	well screen
3	ft. of	PVC riser	well riser
NA	Bags of Cement/Concrete	(____	lb. bags)
	Brand:		

Grout Mixture:

____	Bags of Cement	(____	lb. bags)
____	Lbs. of Bentonite		
____	Gallons of Water		
____	Grout Batches		

Notes:

Well No. MW-I

C.T. MALE ASSOCIATES

MONITORING WELL CONSTRUCTION LOG

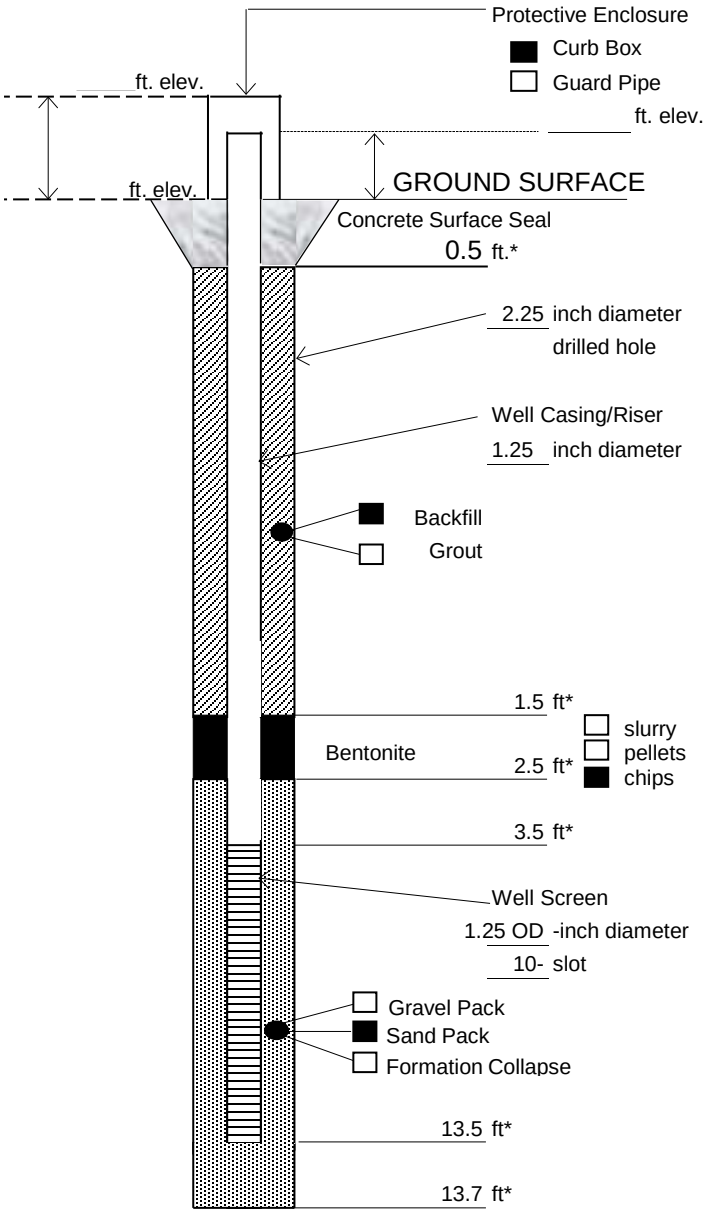

* Depth below ground surface.

Project Name: Cottage Place Gardens

Project Number: 14.4452

Well No.: MW-I Boring No.: B-I

Town/City: Yonkers

County: Westchester State: NY

Installation Date(s): 12/4/2014

Drilling Contractor: ADT, Inc.

Drilling Method: Direct Push with Track Mtd Geoprobe

Water Depth From Top of Riser: ____ ft ____ Date

C.T. Male Observer: S. Bieber

Materials Used:

1/3	Bags of Sand	(50	lb. bags)
	Sand Size: #1	Brand:	FilPro
1/16	Bags of Bentonite	(50	lb. bags)
	Brand:	HolePlug	
10	ft. of	0.010 slot	well screen
3.5	ft. of	PVC riser	well riser
NA	Bags of Cement/Concrete	(____	lb. bags)
	Brand:		

Grout Mixture:

____	Bags of Cement	(____	lb. bags)
____	Lbs. of Bentonite		
____	Gallons of Water		
____	Grout Batches		

Notes:

Well No. MW-J

C.T. MALE ASSOCIATES

MONITORING WELL CONSTRUCTION LOG

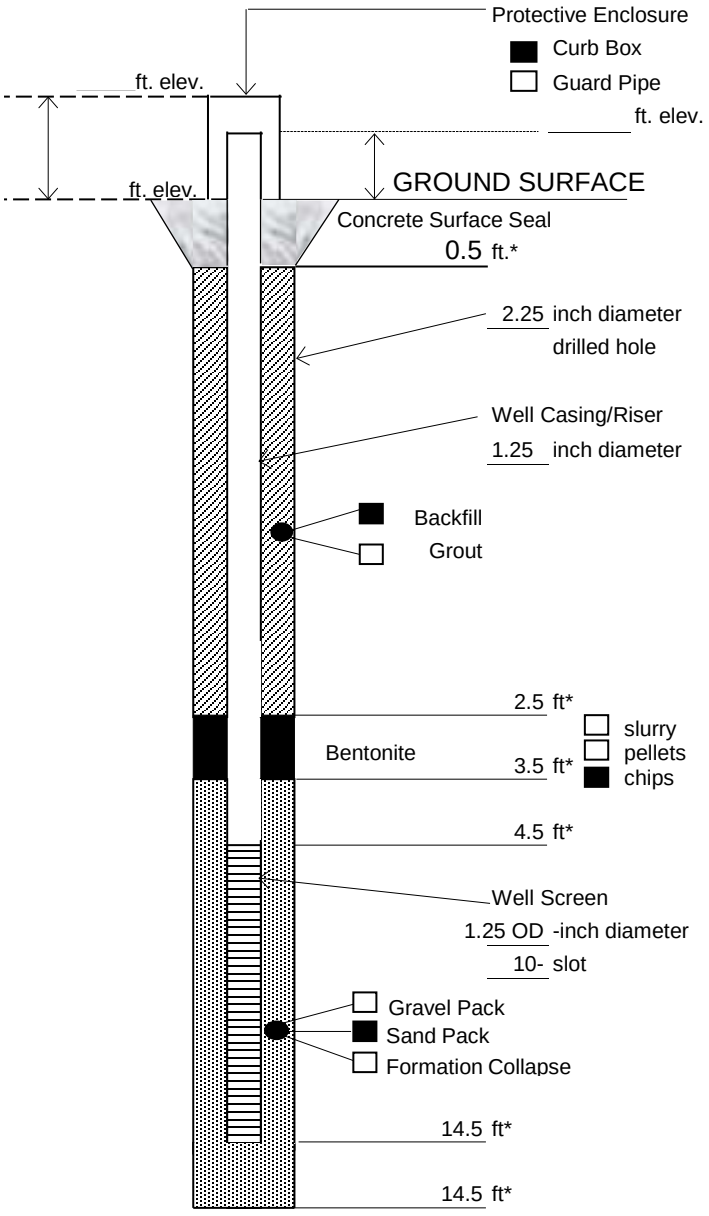

* Depth below ground surface.

Project Name: Cottage Place Gardens

Project Number: 14.4452

Well No.: MW-J Boring No.: B-J

Town/City: Yonkers

County: Westchester State: NY

Installation Date(s): 12/4/2014

Drilling Contractor: ADT, Inc.

Drilling Method: Direct Push with Track Mtd Geoprobe

Water Depth From Top of Riser: ____ ft ____ Date

C.T. Male Observer: S. Bieber

Materials Used:

1/3	Bags of Sand	(50	lb. bags)
	Sand Size: #1	Brand:	FilPro
1/16	Bags of Bentonite	(50	lb. bags)
	Brand:	HolePlug	
10	ft. of	0.010 slot	well screen
4.5	ft. of	PVC riser	well riser
NA	Bags of Cement/Concrete	(____	lb. bags)
	Brand:		

Grout Mixture:

____	Bags of Cement	(____	lb. bags)
____	Lbs. of Bentonite		
____	Gallons of Water		
____	Grout Batches		

Notes:

Well No. MW-K

C.T. MALE ASSOCIATES

MONITORING WELL CONSTRUCTION LOG

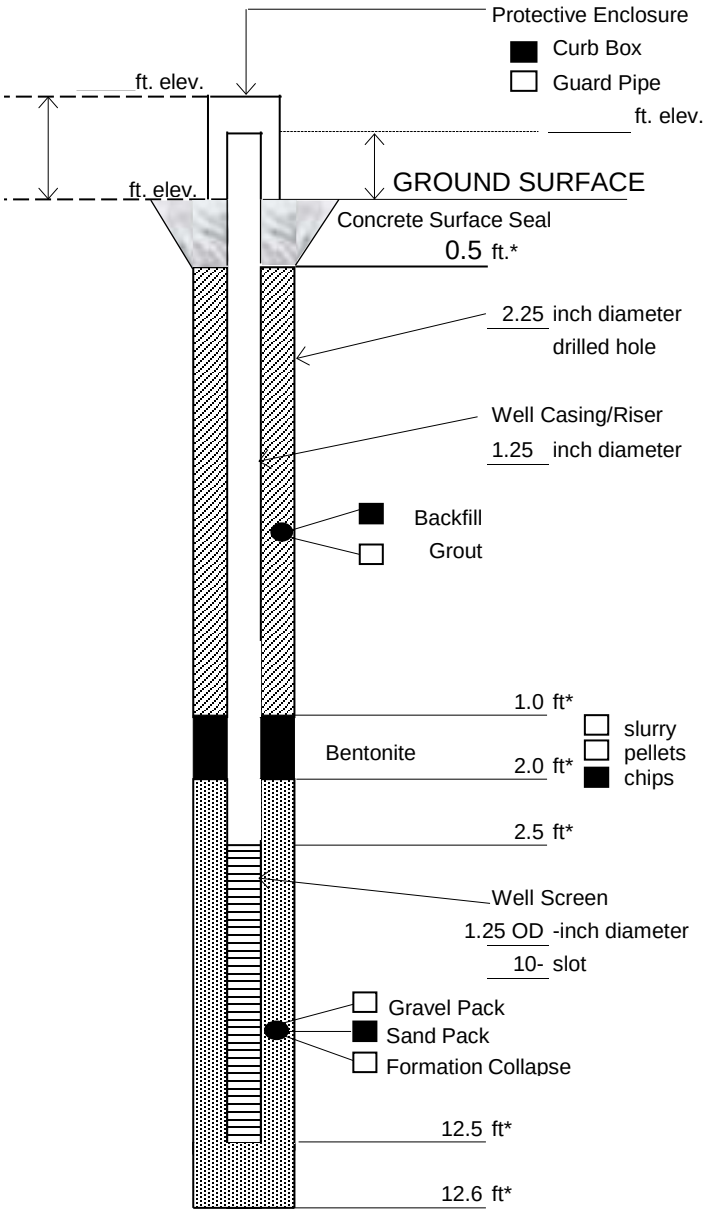

* Depth below ground surface.

Project Name: Cottage Place Gardens

Project Number: 14.4452

Well No.: MW-K Boring No.: B-K

Town/City: Yonkers

County: Westchester State: NY

Installation Date(s): 12/4/2014

Drilling Contractor: ADT, Inc.

Drilling Method: Direct Push with Track Mtd Geoprobe

Water Depth From Top of Riser: ____ ft ____ Date

C.T. Male Observer: S. Bieber

Materials Used:

1/3	Bags of Sand	(50	lb. bags)
	Sand Size: #1	Brand:	FilPro
1/16	Bags of Bentonite	(50	lb. bags)
	Brand:	HolePlug	
10	ft. of	0.010 slot	well screen
2.5	ft. of	PVC riser	well riser
NA	Bags of Cement/Concrete	(____	lb. bags)
	Brand:		

Grout Mixture:

____	Bags of Cement	(____	lb. bags)
____	Lbs. of Bentonite		
____	Gallons of Water		
____	Grout Batches		

Notes:

Well No. MW-L

C.T. MALE ASSOCIATES

MONITORING WELL CONSTRUCTION LOG

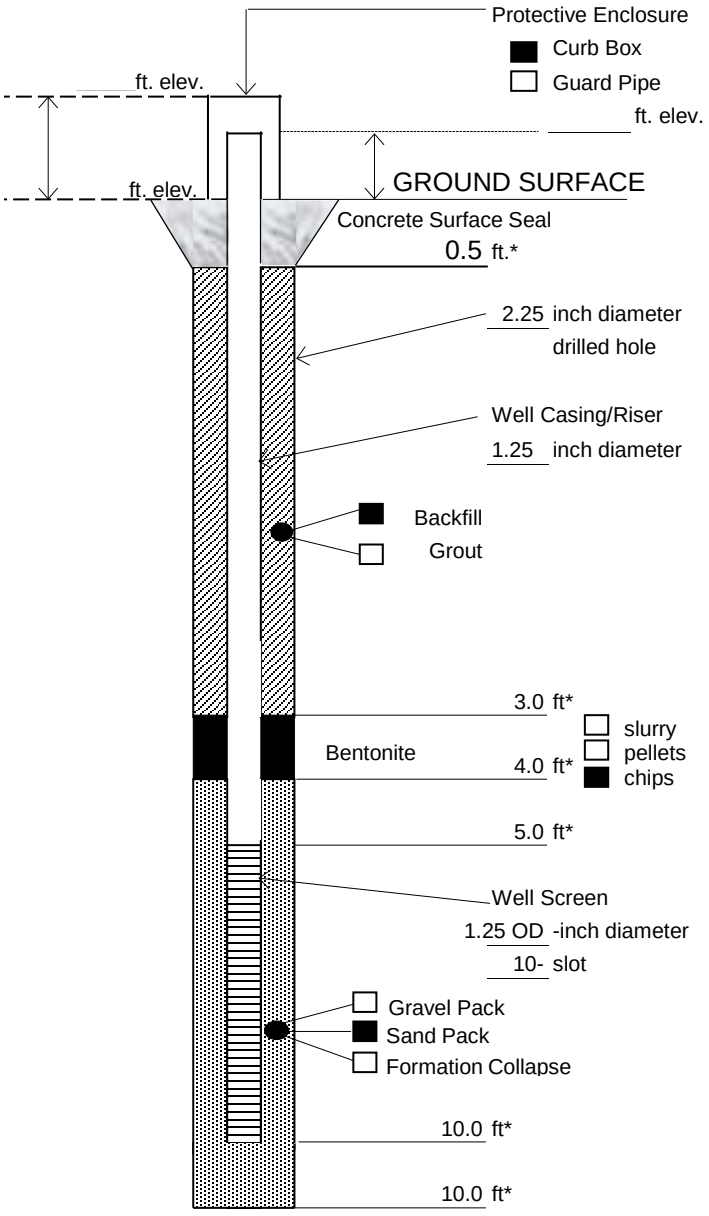

* Depth below ground surface.

Project Name: Cottage Place Gardens

Project Number: 14.4452

Well No.: MW-L Boring No.: B-L

Town/City: Yonkers

County: Westchester State: NY

Installation Date(s): 12/4/2014

Drilling Contractor: ADT, Inc.

Drilling Method: Direct Push with Track Mtd Geoprobe

Water Depth From Top of Riser: ____ ft ____ Date

C.T. Male Observer: S. Bieber

Materials Used:

1/4	Bags of Sand	(50	lb. bags)
	Sand Size: #1	Brand:	FilPro
1/16	Bags of Bentonite	(50	lb. bags)
	Brand:	HolePlug	
5	ft. of	0.010 slot	well screen
5	ft. of	PVC riser	well riser
NA	Bags of Cement/Concrete	(____	lb. bags)
	Brand:		

Grout Mixture:

____	Bags of Cement	(____	lb. bags)
____	Lbs. of Bentonite		
____	Gallons of Water		
____	Grout Batches		

Notes:

Well No. MW-M

C.T. MALE ASSOCIATES

MONITORING WELL CONSTRUCTION LOG

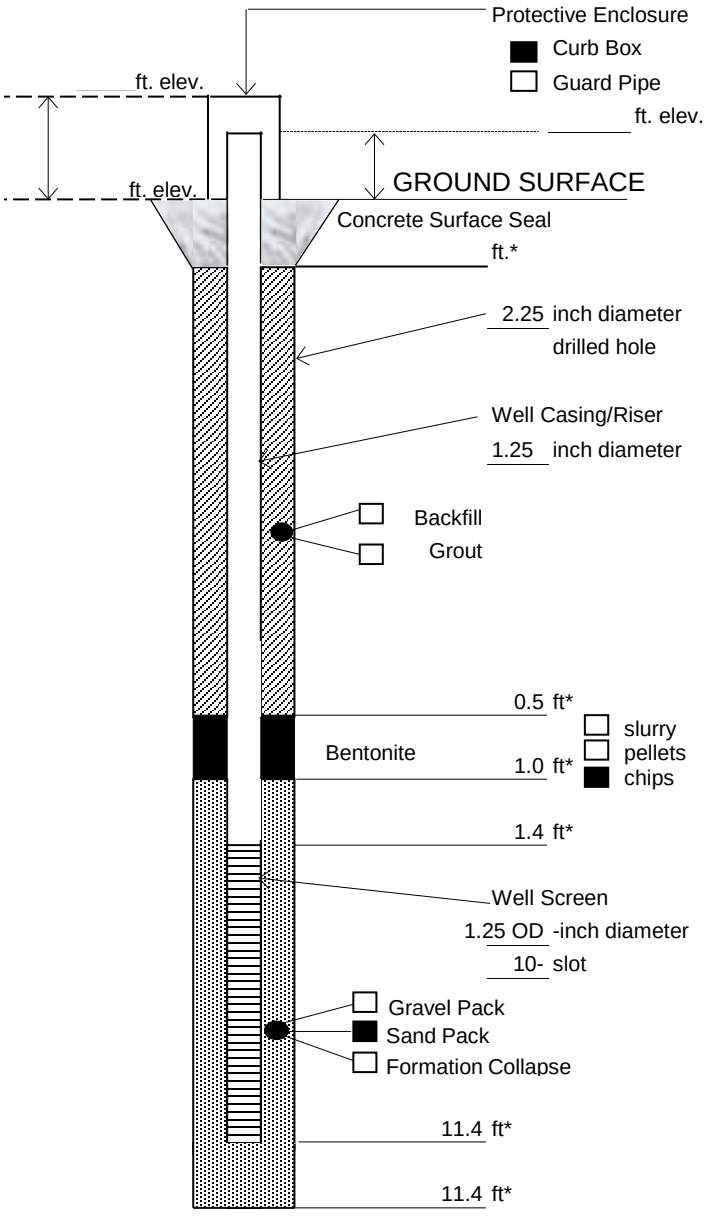

* Depth below ground surface.

Project Name: Cottage Place Gardens

Project Number: 14.4452

Well No.: MW-M Boring No.: B-M

Town/City: Yonkers

County: Westchester State: NY

Installation Date(s): 12/4/2014

Drilling Contractor: ADT, Inc.

Drilling Method: Direct Push with Track Mtd Geoprobe

Water Depth From Top of Riser: ____ ft ____ Date

C.T. Male Observer: S. Bieber

Materials Used:

1/4	Bags of Sand	(50	lb. bags)
	Sand Size: #1	Brand:	FilPro
1/16	Bags of Bentonite	(50	lb. bags)
	Brand:	HolePlug	
10	ft. of	0.010 slot	well screen
1.4	ft. of	PVC riser	well riser
NA	Bags of Cement/Concrete	(____	lb. bags)
	Brand:		

Grout Mixture:

____	Bags of Cement	(____	lb. bags)
____	Lbs. of Bentonite		
____	Gallons of Water		
____	Grout Batches		

Notes:

Well No. MW-N

C.T. MALE ASSOCIATES

MONITORING WELL CONSTRUCTION LOG

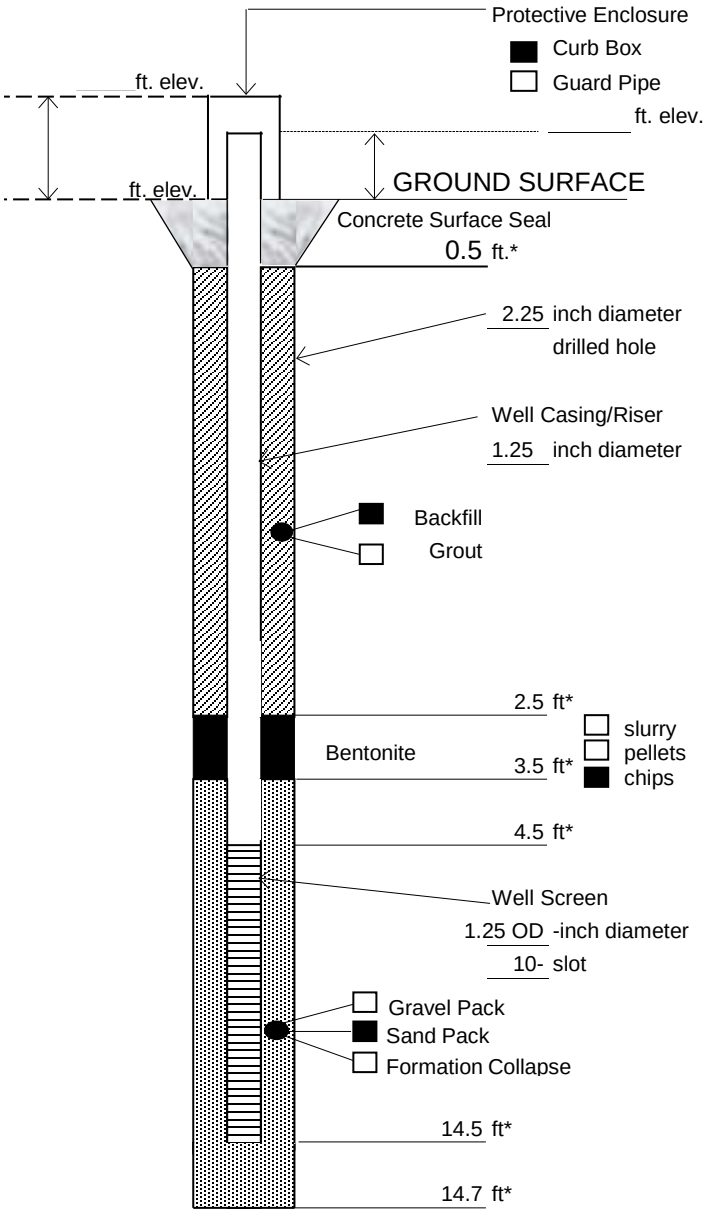

* Depth below ground surface.

Project Name: Cottage Place Gardens

Project Number: 14.4452

Well No.: MW-N Boring No.: B-N

Town/City: Yonkers

County: Westchester State: NY

Installation Date(s): 12/4/2014

Drilling Contractor: ADT, Inc.

Drilling Method: Direct Push with Track Mtd Geoprobe

Water Depth From Top of Riser: ____ ft ____ Date

C.T. Male Observer: S. Bieber

Materials Used:

1/3	Bags of Sand	(50	lb. bags)
	Sand Size: #1	Brand:	FilPro
1/16	Bags of Bentonite	(50	lb. bags)
	Brand:	HolePlug	
10	ft. of	0.010 slot	well screen
4.5	ft. of	PVC riser	well riser
NA	Bags of Cement/Concrete	(____	lb. bags)
	Brand:		

Grout Mixture:

____	Bags of Cement	(____	lb. bags)
____	Lbs. of Bentonite		
____	Gallons of Water		
____	Grout Batches		

Notes:

Well No. MW-O

C.T. MALE ASSOCIATES

MONITORING WELL CONSTRUCTION LOG

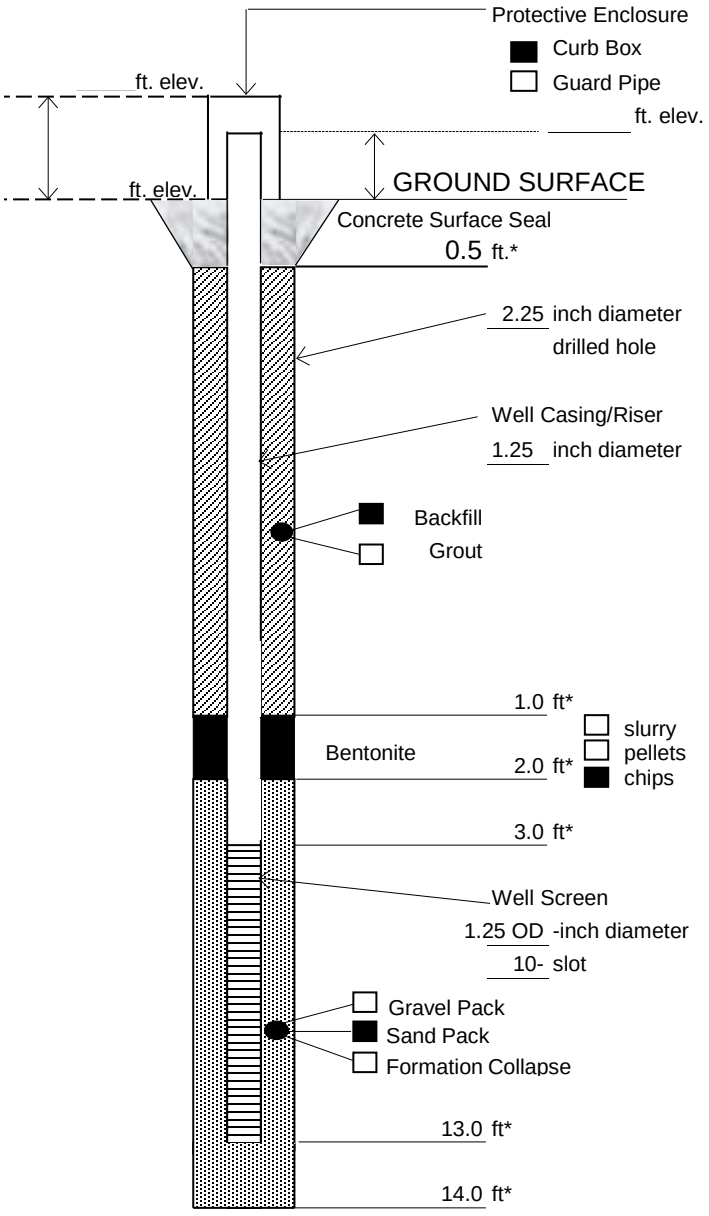

* Depth below ground surface.

Project Name: Cottage Place Gardens

Project Number: 14.4452

Well No.: MW-O Boring No.: B-O

Town/City: Yonkers

County: Westchester State: NY

Installation Date(s): 12/5/2014

Drilling Contractor: ADT, Inc.

Drilling Method: Direct Push with Track Mtd Geoprobe

Water Depth From Top of Riser: ____ ft ____ Date

C.T. Male Observer: S. Bieber

Materials Used:

1/3	Bags of Sand	(50	lb. bags)
	Sand Size: #1	Brand:	FilPro
1/16	Bags of Bentonite	(50	lb. bags)
	Brand:	HolePlug	
10	ft. of	0.010 slot	well screen
3	ft. of	PVC riser	well riser
NA	Bags of Cement/Concrete	(____	lb. bags)
	Brand:		

Grout Mixture:

____	Bags of Cement	(____	lb. bags)
____	Lbs. of Bentonite		
____	Gallons of Water		
____	Grout Batches		

Notes:

Well No. MW-P

C.T. MALE ASSOCIATES

MONITORING WELL CONSTRUCTION LOG

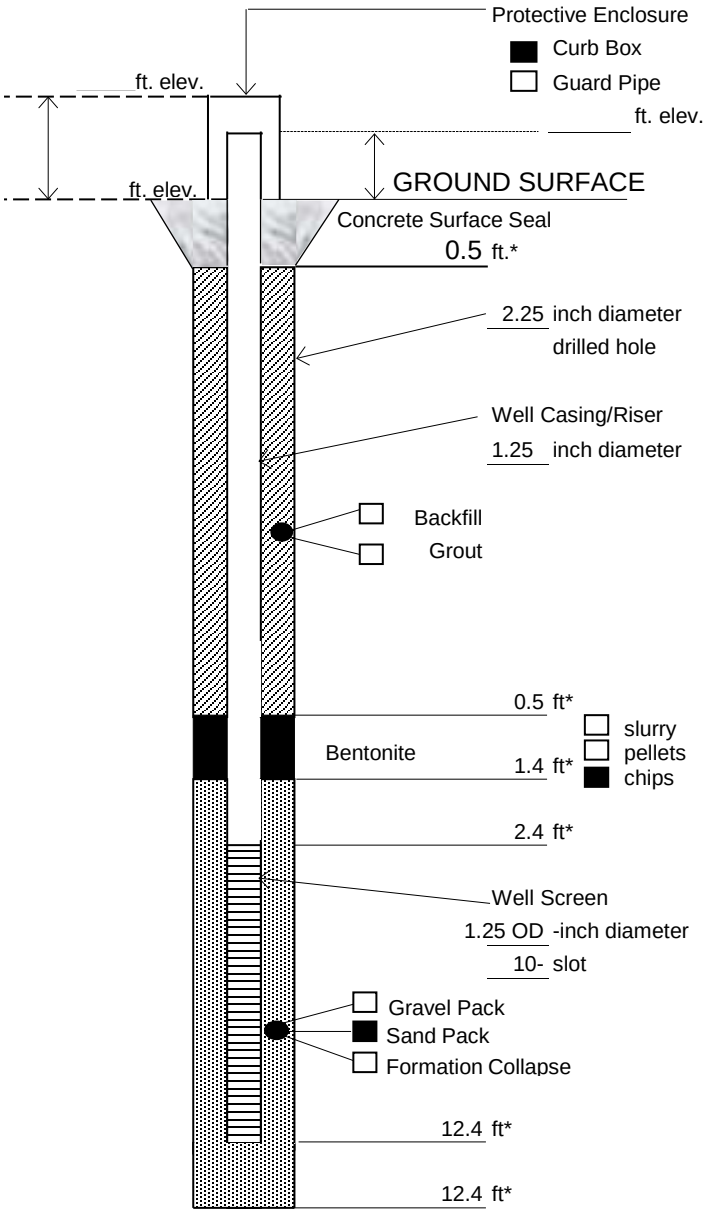

* Depth below ground surface.

Project Name: Cottage Place Gardens

Project Number: 14.4452

Well No.: MW-P Boring No.: B-P

Town/City: Yonkers

County: Westchester State: NY

Installation Date(s): 12/5/2014

Drilling Contractor: ADT, Inc.

Drilling Method: Direct Push with Track Mtd Geoprobe

Water Depth From Top of Riser: ____ ft ____ Date

C.T. Male Observer: S. Bieber

Materials Used:

1/3	Bags of Sand	(50	lb. bags)
	Sand Size: #1	Brand:	FilPro
1/16	Bags of Bentonite	(50	lb. bags)
	Brand:	HolePlug	
10	ft. of	0.010 slot	well screen
2.4	ft. of	PVC riser	well riser
NA	Bags of Cement/Concrete	(____	lb. bags)
	Brand:		

Grout Mixture:

____	Bags of Cement	(____	lb. bags)
____	Lbs. of Bentonite		
____	Gallons of Water		
____	Grout Batches		

Notes:

Well No. MW-Q

C.T. MALE ASSOCIATES

MONITORING WELL CONSTRUCTION LOG

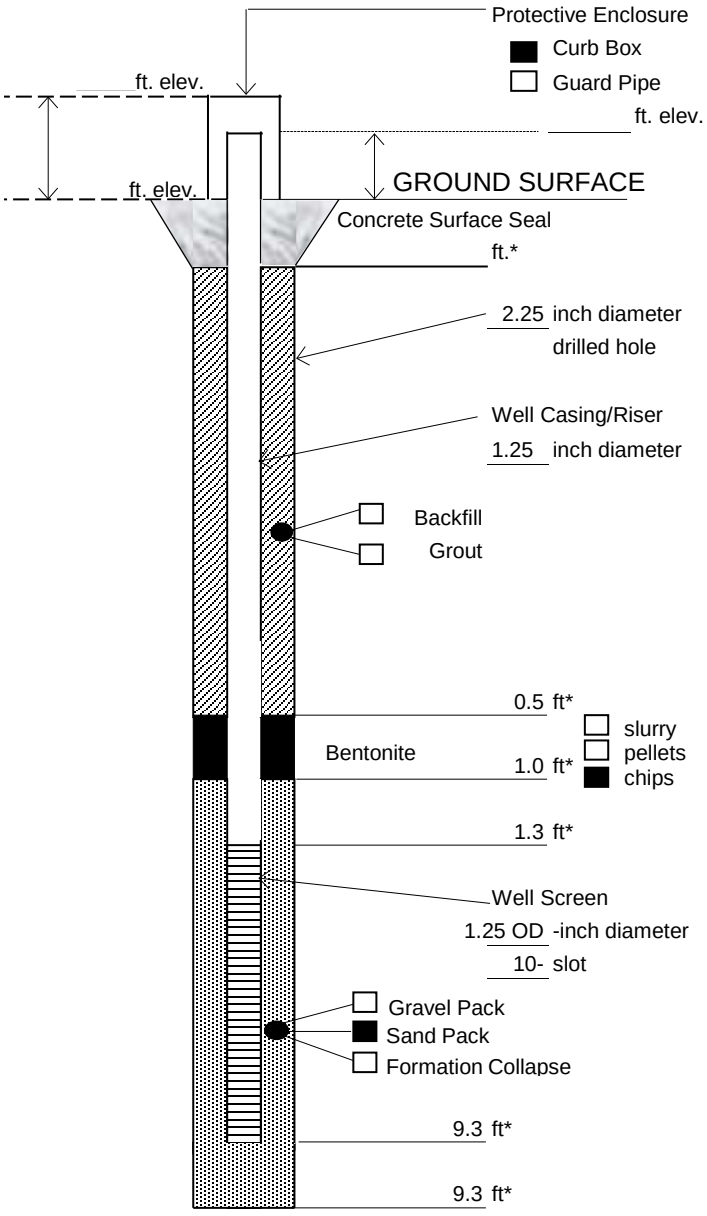

* Depth below ground surface.

Project Name: Cottage Place Gardens

Project Number: 14.4452

Well No.: MW-Q Boring No.: B-Q

Town/City: Yonkers

County: Westchester State: NY

Installation Date(s): 12/5/2014

Drilling Contractor: ADT, Inc.

Drilling Method: Direct Push with Track Mtd Geoprobe

Water Depth From Top of Riser: ____ ft ____ Date

C.T. Male Observer: S. Bieber

Materials Used:

1/4	Bags of Sand	(50	lb. bags)
	Sand Size: #1	Brand:	FilPro
1/16	Bags of Bentonite	(50	lb. bags)
	Brand:	HolePlug	
8	ft. of	0.010 slot	well screen
1.3	ft. of	solid PVC	well riser
NA	Bags of Cement/Concrete	(____	lb. bags)
	Brand:		

Grout Mixture:

____	Bags of Cement	(____	lb. bags)
____	Lbs. of Bentonite		
____	Gallons of Water		
____	Grout Batches		

Notes:

EXHIBIT 3

2016 C.T. MALE PHASE I ESA REPORT

(TEXT BODY)

March 18, 2016

Phase I
Environmental Site Assessment
Cottage Place Gardens Site
Buildings 1, 2, 4, 5, 8, 9, 12 & 13
8 Cottage Place
City of Yonkers
Westchester County, New York

Prepared for:

THE COMMUNITY BUILDERS, INC.
744 Broadway
Albany, New York 12207

Prepared by:

C.T. MALE ASSOCIATES
50 Century Hill Drive
Latham, New York 12110
(518) 786-7400
FAX (518) 786-7299

C.T. Male Project No: 16.6146

Unauthorized alteration or addition to this document is a violation of the New York State Education Law.

© Copyright 2016
C.T. MALE ASSOCIATES, ENGINEERING, SURVEYING, ARCHITECTURE & LANDSCAPE ARCHITECTURE, D.P.C.

PHASE I
ENVIRONMENTAL SITE ASSESSMENT REPORT
COTTAGE PLACE GARDENS SITE

TABLE OF CONTENTS

Page

SUMMARY **1**

1.0 INTRODUCTION **2**

1.1 Purpose 2
1.2 Scope of Work 3
1.3 Significant Assumptions 3
1.4 Limitations and Exceptions of the Assessment 4
1.5 Special Terms and Conditions 4
1.6 Reliance 5

2.0 SITE DESCRIPTION **6**

2.1 Site Location 6
2.2 Property/Business Owner 6
2.3 Current and Former Site Uses 6
2.4 Total Site Area and Topographic Description 6
2.5 Site Geology 6
2.6 Site Buildings and Structures 6
2.7 Site Utilities 7
2.8 Roadways or Driveways on or Adjoining the Site 8
2.9 Surrounding Land Uses 8

3.0 USER PROVIDED INFORMATION **9**

3.1 Title Records 9
3.2 Environmental Liens or Activity and Use Limitations 9
3.3 Specialized Knowledge 9
3.4 Commonly Known or Reasonably Ascertainable Information 9
3.5 Degree of Obviousness of Contamination 9
3.6 Valuation Reduction for Environmental Issues 10
3.7 Reason for Performing Phase I 10
3.8 Other User Provided Information 10

PHASE I
ENVIRONMENTAL SITE ASSESSMENT REPORT
COTTAGE PLACE GARDENS SITE

TABLE OF CONTENTS

		Page
4.0	**STANDARD ENVIRONMENTAL RECORD SOURCES**	**11**
4.1	Federal National Priorities List (NPL) Facilities (Listed and De-Listed)	11
4.2	Federal Comprehensive Environmental Response, Compensation and Liability Act (CERCLA) Hazardous Waste Facility List	11
4.3	Federal Resource Conservation and Recovery Act (RCRA) Treatment, Storage and Disposal (TSD) Facilities List	11
4.4	Federal RCRA Generators List and Corrective Action List	11
4.5	Federal Emergency Response Notification System (ERNS) List	12
4.6	Federal Institutional Control and Engineering Control Registries	12
4.7	State/Tribal Hazardous Waste Facility List	12
4.8	State/Tribal Solid Waste Facility List	12
4.9	State Petroleum Bulk Storage (PBS) Tank and Chemical Bulk Storage (CBS) Facilities	12
4.10	State/Tribal Leaking Storage Tanks List	13
4.11	State/Tribal Institutional Control and Engineering Control Registries	13
4.12	State/Tribal Voluntary Cleanup Program (VCP) List	13
4.13	State/Tribal Brownfields List	13
4.14	Applicable State Lists	14
5.0	**RECORDS REVIEW AND INTERVIEWS**	**15**
5.1	Previous Environmental Site Assessments	15
5.2	Aerial Photographs	17
5.3	Sanborn Fire Insurance Maps	17
5.4	Information From Local Official(s)	18
5.5	Information From Health Department Official(s)	18
5.6	Information From Current or Former Property Owner(s)	18
5.7	Information From the Site Manager	19
5.8	Information from the Site Occupants	19

PHASE I
ENVIRONMENTAL SITE ASSESSMENT REPORT
COTTAGE PLACE GARDENS SITE

TABLE OF CONTENTS

		Page
6.0	**SITE RECONNAISSANCE**	**20**
6.1	Conditions of the Reconnaissance	20
6.2	Polychlorinated Biphenyl-Containing (PCB)/Liquid Containing Equipment	20
6.3	Site Drainage	20
6.4	Site Waste Profile	21
6.5	Underground Storage Tanks (USTs) and/or Above Ground Storage Tanks (ASTs)	22
6.6	Observed Evidence of Potential or Known Site Contamination	23
7.0	**FINDINGS, OPINION AND CONCLUSIONS**	**24**
7.1	Findings	24
7.2	Opinion	26
7.3	Conclusions	26
7.4	Opinion Regarding Further Inquiry	26
8.0	**DEVIATIONS AND ADDITIONAL SERVICES**	**27**
9.0	**SIGNATURES**	**28**
10.0	**REFERENCES**	**29**

LIST OF APPENDICES

APPENDIX A: Figures/Maps
APPENDIX B: Site Visit Photographs
APPENDIX C: User Questionnaire
APPENDIX D: Records of Communication and Records Reviewed
APPENDIX E: Environmental Database Report
APPENDIX F: Qualifications

SUMMARY

C.T. Male Associates review of general property information, observation of adjacent properties, research of historical property information, including a review of environmental databases, and a site reconnaissance revealed the following with respect to Recognized Environmental Conditions (RECs), Historical Recognized Environmental Conditions (HRECs), and Controlled Environmental Conditions (CRECs):

	No Further Action	REC	HREC	CREC	Refer to Section
Property Operations	X				2.3
Neighboring Properties	X				2.10
User Provided Information	X				3.0
Regulatory Review - Site	X				4.0
Regulatory Review – Surrounding Properties		X			4.0
Historical Review		X			5.0
Liquid Containing Equipment	X				6.2
Site Drainage	X				6.3
Site Waste Profile	X				6.4
Underground Storage Tanks		X			6.5
Above Ground Storage Tanks	X				6.5
Stressed Vegetation, Staining and Odors	X				6.6

Notes/Recommendations: To understand the subject site and report, the complete report needs to be reviewed. The findings, opinion and conclusions with respect to the subject site are presented in Section 7.0.

1.0 INTRODUCTION

This report presents the findings of a Phase I Environmental Site Assessment (ESA) conducted by C.T. Male Associates Engineering, Surveying, Architecture & Landscape Architecture, D.P.C. (C.T. Male Associates) at the Cottage Place Gardens Site which is located in the City of Yonkers, Westchester County, New York. The site assessment was performed at the request of Mr. Jesse Batus of The Community Builders, Inc.

This site assessment has been performed in general conformance with the scope and limitations as outlined in ASTM E 1527-13, Standard Practice for Environmental Site Assessments: Phase I Environmental Site Assessment Process, and in accordance with our contract dated March 4, 2016.

1.1 Purpose

The purpose of this Phase I Environmental Site Assessment was to reasonably identify RECs on the property. A REC is defined as the presence or likely presence of hazardous substances or petroleum products in, on, or at a property: (1) due to any release to the environment; (2) under conditions indicative of a release to the environment; or (3) under conditions that pose a material threat of a future release to the environment. *De minimis*[1] conditions are not RECs. A Historical Recognized Environmental Condition (HREC) is a past release of any hazardous substances or petroleum products that has occurred in connection with the property and has been addressed to the satisfaction of the applicable regulatory authority or meeting unrestricted residential use criteria. A Controlled Recognized Environmental Condition (CREC) is a REC resulting from a past release of hazardous substances or petroleum products that has been addressed to the satisfaction of the applicable regulatory authority, with hazardous substances or petroleum products allowed to remain in place subject to the implementation of required controls.

A finding of no RECs is not a warranty or guarantee that the site remains free from contamination. The purpose of this report is not intended to include *de minimis* conditions. This report is also not intended to serve as a compliance assessment of the subject property. This environmental site assessment is designed to reduce, but

[1] Conditions that generally do not present a threat to human health or the environment and that generally would not be the subject of an enforcement action if brought to the attention of appropriate governmental agencies.

not eliminate, uncertainty regarding the potential for RECs in connection with the property, within reasonable limits of time and cost.

1.2 Scope of Work

This environmental site assessment consisted of the following scope of work:

- A site reconnaissance, including a walkthrough of the site buildings and site grounds, to identify areas of potential environmental concern;
- Interviews with site representatives knowledgeable of current and former site operations;
- Review of municipal property records and information provided by local government agencies;
- Review of historical information and documents;
- Review of federal and state agency database information for the subject property and neighboring properties to identify potential concerns that could adversely affect the environmental condition of the property; and
- Preparation of a report documenting the findings of the environmental site assessment.

1.3 Significant Assumptions

The following assumptions are made by C.T. Male Associates in this report. C.T. Male Associates relied on information derived from secondary sources including governmental agencies, the client, designated representatives of the client, property owner contact, computer databases and personal interviews. Except as set forth in this report, C.T. Male Associates has made no independent investigation as to the accuracy and completeness of the information derived from secondary sources, and has assumed that such information is accurate and complete. C.T. Male Associates assumes information provided by or obtained from governmental agencies including information obtained from government websites is accurate and complete. Groundwater flow, unless otherwise specified by other data and information, is assumed based on land surface contours depicted on the United States Geological Survey topographic maps. C.T. Male Associates assumes the property has been correctly and accurately identified by the client and property owner contact.

1.4 Limitations and Exceptions of the Assessment

The information presented in this report is limited to the investigation conducted as described in the referenced ASTM guidelines for conducting environmental site assessments, and is not necessarily all inclusive of conditions present at the subject site. Due to inherent limits of time and cost, uncertainty about site conditions remains. The findings, opinion and conclusions stated in this report are based on the data and information provided, and observations and conditions that existed on the date and time of the site visit. Specific limitations included the following:

- Access Limitations: None
- Physical Obstructions to Observations: Lack of lighting in the crawl spaces beneath the site buildings limited a clear view of these areas.
- Outstanding Information Requests: City of Yonkers and New York State Department of Health.
- Historical Data Source Failure: None
- Other: The information presented in the report is based on information gathered in accordance with the Scope of Services defined in Section 1 of this report. Information provided by site contacts and local, State and County officials known to be responsible for regulating and enforcing site area environmental conditions was utilized in assessing the environmental conditions at the site. The accuracy of conclusions drawn from this assessment is therefore dependent upon the accuracy of the information provided.

1.5 Special Terms and Conditions

This Phase I Environmental Site Assessment was prepared in accordance with the stated and agreed upon Scope of Work. No special terms and conditions are applicable to this assessment. This site assessment did not include a review of non-scope issues as identified by ASTM E 1527 including asbestos containing materials, radon, lead in drinking water, lead based paint, wetlands, regulatory compliance, industrial hygiene, health & safety, ecological resources, endangered species, indoor air quality, mold and cultural & historic resources.

1.6 Reliance

This Phase I ESA has been prepared for the sole use of The Community Builders, Inc, its successors and/or assigns. The Municipal Housing Authority for the City of Yonkers may rely on this report. This Phase I ESA cannot be relied upon by other parties without the express written consent of C.T. Male Associates and The Community Builders, Inc.

2.0 SITE DESCRIPTION

2.1 Site Location

The subject site is addressed as 8 Cottage Place in the City of Yonkers, Westchester County, New York. The subject site was identified on the City of Yonkers tax maps as being a portion of the parcel with section 2, block 2094, lot 1. A site location map is included in Appendix A as Figure 1. A map showing the site property boundaries is included in Appendix A as Figure 2.

2.2 Property/Business Owner

According to assessment records, the current property owner is the Municipal Housing Authority for the City of Yonkers (MHACY) of Yonkers, New York.

2.3 Current and Former Site Uses

The site has consisted of a public housing apartment complex since its construction in the late 1940s. Prior to this time, the site was developed with multiple single and multi-family dwellings, stores and a garage since as early as 1886.

2.4 Total Site Area and Topographic Description

The subject site incorporates approximately 3.59 acres of land. According to the United States Geological Survey (USGS) Topographic Map, the subject site lies at approximately 90 to 130 feet above Mean Sea Level. Generally, the site slopes moderately from east to west.

2.5 Site Geology

Soils are mapped by the United States Department of Agriculture Web Soil Survey as Urban Land.

2.6 Site Buildings and Structures

There are currently 9 apartment buildings on the site. The buildings are numbered 1, 2, 4, 5, 8, 9, 12 & 13, as depicted on Figure 2. The buildings have red brick exteriors and flat roofs. Interior portions of the building consist of plaster walls and ceilings with tiled and concrete flooring. A summary of the buildings is provided in the following table.

Bldg Nos.	Description
1 & 2	Each building contains a main ground floor level plus three additional stories. A boiler room, utility room and compactor room are located on the main level in each building. Each building contains a crawl space type basement that is used for utility access. Building 1 contains a public laundry room on the main level. Building 2 is compromised of two apartment buildings, 2S and 2N, and contains a computer room on the main floor. The buildings are not equipped with elevators.
4, 5, 8, 9 & 13	Each building contains a main ground floor level plus three additional stories. A hot water/utility room and compactor room are located on the main level in each building. Each building contains a crawl space type basement that is used for utility access. Building 5 contains a public laundry room on the main level. Buildings 4 and 5 are each equipped with elevators as these buildings are delegated to senior citizens. Building 8 contains the complex management office and recreation room on the main floor. Building 4 contains a community room on the main floor.
12	Building 12 contains a main ground floor level plus three additional stories. The northern ground level of the building contains a utility room, compactor room and maintenance shop for the site's maintenance personnel. The southern side of the building contains a full basement housing the site's main boiler room. A smoke stack is located at the southeast exterior of the building.

2.7 Site Utilities

Electricity and natural gas are supplied to the site by Con Edison. Municipal water and sewer service are provided by the City of Yonkers. Site buildings 4, 5, 8, 9, 12 and 13 are heated by hot water radiant heat that is generated from two natural gas fired boilers located in the basement of Building 12. According to the site contact, the boilers were converted to natural gas approximately five years ago. Prior to this, the boilers were fueled by fuel oil stored in underground storage tanks. Buildings 1 and 2 are each heated by hot water radiant heat that is generated from natural gas fired boilers located on the main level of each building. According to the site contact, Buildings 1 and 2 originally obtained their hot water radiant heat from the main boilers in Building 12. Individual boilers were reportedly installed in Buildings 1

and 2 approximately 5 years ago as a result of a faulty hot water supply line into these buildings from the main boiler in Building 12.

2.8 Roadways or Driveways on or Adjoining the Site

The primary entrance to the site is from Irving Place which originates from Warburton Avenue and terminates in a cul-de-sac to the northeast of Building 12. Willow Place borders the eastern portion of the site to the north and Cottage Place borders the site to the east. Bishop WM Walls Place lies adjacent to the southeast of the site and terminates n a cul-de-sac northeast of Building 5. A small paved parking lot located east of Building 5 is accessed from a driveway originating at this cul-de-sac.

2.9 Surrounding Land Uses

The surrounding land uses, as identified during the site visit, are described as follows:

North - Buildings 3, 6 and 7 of Cottage Place Gardens, Willow Place followed by a church, a building currently under construction (188 Warburton Avenue formerly occupied by Buildings 10 and 11 of Cottage Place Gardens).

West - Multi-family dwellings, vacant land and an automotive repair facility which front Warburton Avenue and Wood Place.

East - Old Croton Aqueduct easement and a church followed by multi-family dwellings.

South - High rise apartment complex with parking lot and multi-family housing complex (former Public School No. 6).

3.0 USER PROVIDED INFORMATION

The user (Jesse Batus of The Community Builders) was provided a "user questionnaire" along with the proposed scope of services. The user returned a completed questionnaire which is included in Appendix C.

Note: In order to qualify for one of the Landowner Liability Protections offered by the Small Business Liability Relief and Brownfields Revitalization Act of 2001, (the "Brownfields Amendments"), the user must provide the information outlined in this section. Failure to provide this information could result in a determination that "all appropriate inquiry" is not complete.

3.1 Title Records

A chain of title or other title records were not provided by the user for review at the time of this report.

3.2 Environmental Liens or Activity and Use Limitations

According to the response to the user questionnaire, the user is not aware of environmental liens or activity or use limitations for the site.

It is recommended that the user engage a title company or title professional to undertake a review of reasonably ascertainable recorded land title records and lien records for environmental liens or activity and use limitations recorded against or related to the property to satisfy Sections 3.1 and 3.2 of this report.

3.3 Specialized Knowledge

According to the response to the user questionnaire, the user has specialized knowledge of the site. The user is a real estate developer with knowledge of the area from other development initiatives.

3.4 Commonly Known or Reasonably Ascertainable Information

According to the response to the user questionnaire, the user has no knowledge of commonly known or reasonably ascertainable information concerning the site.

3.5 Degree of Obviousness of Contamination

According to the response in the user questionnaire, the user does have knowledge of obvious indicators that point to the presence or likely presence of contamination at the property. A Phase II ESA investigation previously conducted on the site by C.T.

Male Associates and revealed fill conditions and metal-contaminated soils. Furthermore, adjoining properties have reportedly had a history of petroleum contamination.

3.6 Valuation Reduction for Environmental Issues

Not applicable, this ESA is not being prepared pursuant to the sale of the property.

3.7 Reason for Performing Phase I

The reason for performing this Phase I ESA is for the redevelopment of the parcel.

3.8 Other User Provided Information

The user provided the previous ESAs as discussed in Section 5.1.

4.0 STANDARD ENVIRONMENTAL RECORD SOURCES

Federal and state environmental databases were reviewed in accordance with ASTM E-1527 Standards to determine if the site or nearby surrounding properties are listed on these databases. The databases were searched for the areas within the ASTM recommended search distance, unless otherwise noted. Reviewed databases are listed below. A copy of the database report is included in Appendix E.

4.1 Federal National Priorities List (NPL) Facilities (Listed and De-Listed)

The subject site was not listed as a NPL hazardous waste facility. One NPL facility was listed within one mile of the subject site, it being the Hudson River PCBs. Based on area topography, the Hudson River does not appear to be located hydraulically up-gradient relative to the subject site.

4.2 Federal Comprehensive Environmental Response, Compensation and Liability Act (CERCLA) Hazardous Waste Facility List

The subject site was not listed as a CERCLA hazardous waste facility. In addition to the Hudson River PCBs, one CERCLA hazardous waste facility was listed within ½ mile of the subject site. The facility is the Patclin Chemical Company, 66 Alexander Street, located approximately 0.22 miles west-southwest of the site. Based on area topography, this facility does not appear to be located hydraulically up-gradient relative to the subject site.

4.3 Federal Resource Conservation and Recovery Act (RCRA) Treatment, Storage and Disposal (TSD) Facilities List

The subject site was not listed as a RCRA TSD facility. No RCRA TSD facilities were listed within ½ mile of the subject site.

4.4 Federal RCRA Generators List and Corrective Action List

The subject site was not listed on the RCRA generator list. The site's south adjoining Public School 6 property was listed as a large quantity generator of hazardous levels of lead in relation to remedial activities conducted at this site as part of its inclusion in the NYS Brownfields Cleanup Program. The facility is no longer regulated.

The subject site was not listed as a RCRA Corrective Action facility. No RCRA Corrective Action facilities were listed within one mile of the subject site.

4.5 Federal Emergency Response Notification System (ERNS) List

The subject site was not listed on the ERNS list.

4.6 Federal Institutional Control and Engineering Control Registries

The subject site was not listed on the Federal Institutional Control or Engineering Control registries.

4.7 State/Tribal Hazardous Waste Facility List

The subject site was not listed as a State or Tribal hazardous waste facility. One State hazardous waste facility was listed within one mile of the subject site. The facility is Bicc Cables, 1 Point Street, located 4/10 miles north of the site. Based on area topography, this facility does not appear to be located hydraulically up-gradient relative to the subject site.

4.8 State/Tribal Solid Waste Facility List

The subject site was not listed on the State or Tribal solid waste facility list. One State listed solid waste facility was listed within ½ mile of the subject site. The facility is Danny's Towing, 98-100 Warburton Avenue, located approximately ¼ mile south of the site. Based on area topography, this facility does not appear to be located hydraulically up-gradient relative to the subject site.

4.9 State Petroleum Bulk Storage (PBS) Tank and Chemical Bulk Storage (CBS) Facilities

The site was not listed on the State PBS or CBS facilities list.

The following immediately adjoining properties were listed on the State PBS facilities list:

All County Homes Corp. (Former Scott Station)
178 Warburton Ave
Site's western adjoining property

The database report indicates that 11 underground tanks were closed by removal at this facility. The tanks ranged in capacity from 750 to 3,000 gallons.

Yonkers Public School No. 6
33 Ashburton Avenue
Site's southern adjoining property

The database report indicates that a 5,000-gallon underground tank and a 20,000-gallon underground tank were closed by removal at this facility.

4.10 State/Tribal Leaking Storage Tanks List

The site was not listed on the State or Tribal leaking storage tank list. One hundred ten (110) leaking storage tank incidents were listed within ½ mile of the site. The leaking tank incidents are listed as closed.

4.11 State/Tribal Institutional Control and Engineering Control Registries

The subject site was not listed on State or Tribal Institutional Control or Engineering Control registries.

4.12 State/Tribal Voluntary Cleanup Program (VCP) List

The site was not listed on the state or tribal VCP list. Five VCP facilities and three Environmental Restoration Program (ERP) facilities were listed within ½ mile of the site. Based on area topography, these facilities do not appear to be located hydraulically up-gradient relative to the subject site.

4.13 State/Tribal Brownfields List

The site was not listed on the State or Tribal Brownfields list. Twenty-three Brownfields sites were identified within ½ mile of the subject site. Two of the Brownfields sites adjoin the subject site as follows:

- The 188 Warburton Avenue site constitutes the site's northwestern adjoining property. This site was issued a Certificate of Completion in December 2015 and is considered hydraulically down-gradient of the site with respect to inferred groundwater flow direction.
- The 33 Ashburton Avenue site constitutes the site's southeastern adjoining property. The 33 Ashburton Avenue site received a Certificate of Completion from NYSDEC in 2013. During the course of the remedial activities, it was discovered that petroleum impacted soils and groundwater were present at the northern property boundary of the 33 Ashburton Avenue site and that these contaminants had migrated onto the subject site. The source of the petroleum contamination on the 33 Ashburton Avenue site was determined to be from an off-site former gasoline station located immediately east of the 33 Ashburton Avenue site. Contaminants extending beyond the 33 Ashburton

Avenue site boundaries were not remediated as a function of the brownfields cleanup.

4.14 Applicable State Lists

The New York State Department of Environmental Conservation (NYSDEC) spills database was reviewed to determine if spills have occurred at the subject site or adjoining parcels. No spills were listed for the subject site.

The following spills were listed for the immediately adjoining parcels:

Fisher
26 Willow Place
Site's NE adjoining property
Spill Status: Closed

Habitat for Humanity
27 Willow Place
Site's northern adjoining property
Spill Status: Closed

188 Warburton Ave. Site
188 Warburton Avenue
Site's NW adjoining property
Spill Status: Closed

Ame Zion Church
42 Bishop Walls Place
Site's SE adjoining property
Spill Status: Closed

5.0 RECORDS REVIEW AND INTERVIEWS

5.1 Previous Environmental Site Assessments

A Phase I ESA was completed for the subject site by C.T. Male. The report, dated August 27, 2014, was completed for the Cottage Gardens Complex exclusive of Buildings 10 and 11. The following RECs were identified for the site:

- A leaking fuel oil tank has impacted soils on the site's northeast adjoining 26 Willow Place property, which is located hydraulically up-gradient of the subject site with respect to inferred groundwater flow direction.
- Petroleum impacted soils and groundwater from the 33 Ashburton Avenue Brownfields site have migrated onto the subject site.
- A 1917 historical Sanborn Map has identified a "Garage" structure on southeastern portions of the site.
- Two, out of service, 20,000 gallon underground fuel oil tanks are currently located beneath the site, adjacent east of Building 12. The tanks were taken out of service approximately three years ago when the site boilers were converted to natural gas.

A Phase II ESA was conducted in February 2015 to evaluate subsurface conditions and the overall environmental quality of site soils and groundwater. The Phase II ESA involved the advancement of 17 soil borings of which 16 were converted into monitoring wells to aid in the collection of soil and groundwater samples for subjective screening and laboratory analysis. Advancement of the test borings also aided in evaluating the site's subsurface conditions. Of the 16 monitoring wells, nine fell within the bounds of the site. The boring that was not converted into a monitoring well was advanced within the north central portion of the site.

One sample from each of the test boring was submitted for laboratory analysis. The selection of the samples for laboratory analysis was based on perceived evidence of subjective impacts and the occurrence of uncontrolled soil/fill materials. The samples were analyzed for the Target Compound List (TCL) volatile organic compounds (VOCs), semi-volatile organic compounds (SVOCs), pesticides, PCBs, and the Target Analyte List (TAL) for metals including cyanide.

Due to limited groundwater volume, monitoring wells MW-B, MW-L and MW-M were analyzed for TCL VOCs and TAL metals only, monitoring well MW-P was

analyzed for TCL VOCs, TCL SVOCs and TAL metals only, and monitoring well MW-N contained sufficient groundwater volume for analysis for the TCL VOCs, SVOCs, pesticides, and PCBs, the TAL for metals, and cyanide. Due to the absence or insufficient groundwater volume, groundwater samples were not collected from monitoring wells MW-1, MW-J, MW-K and MW-Q.

Subsurface conditions at each of the borings generally consisted of brown sand and silt with varying percentages of gravel, or brown sand with varying percentages of silt and gravel. Fill material, consisting primarily of red brick and ash with less frequent occurrences of cinder and coal, was encountered in most of the borings. Subjective impacts to soils were not encountered at any of the test borings. Photoionization (PID) readings were below 3 parts per million (ppm) and the recovered soil samples did not exhibit staining and/or chemical/petroleum-type odors.

Up to four (4) metals (copper, lead, mercury and zinc) were detected at concentrations exceeding Soil Cleanup Objectives (SCOs) for Unrestricted Use Sites promulgated in 6 NYCRR Part 375 SCOs in the soil samples collected from the site. Additionally, seven SVOCs (Benzo(a)anthracene, Chrysene, Benzo(k)fluoranthene, Benzo(a)pyrene, Indeno(1,2,3-cd)pyrene, Dibenz(a,h)anthracene and Benzo(b)fluoranthene) were detected above SCOs in fill materials at the 2.5 to 5 foot depth interval at boring MW-K, which was advanced near the northeastern corner of Building 5.

Pesticides and PCBs were not detected above the laboratory's method detection limit within the groundwater samples. Three VOCs were detected above the laboratory's method detection limit with two VOCs detected above groundwater standards and guidance values. Acetone was detected above its guidance value of 50 parts per billion (ppb) at monitoring well MW-P (100 ppb), which is located in the vicinity of Building 12. 1,2-Dichloropropane was detected above its standard of 1 ppb at monitoring well MW-L (1.6 ppb), which is located hydraulically down-gradient relative to the 33 Ashburton Avenue Brownfields site.

Three SVOCs were detected above the laboratory's method detection limit with one SVOC detected above groundwater standards and guidance values. Phenol was detected above its standard of 1 ppb ay monitoring well MW-P (2 ppb), which is located in the vicinity of Building 12.

Twenty-one metals were detected above the laboratory's method detection limit with seven metals (Chromium, Iron, Lead, Magnesium, Manganese, Mercury and Sodium) detected above standards and guidance values. Chromium was detected above its groundwater standard of 50 ppb at 3 of 5 sampling locations within a concentration range of 66.5 to 119 ppb. Iron was detected above its groundwater standard of 300 ppb at five of five sampling locations within a concentration range of 2,210 to 48,100 ppb. Lead was detected above its groundwater standard of 25 ppb at three of five sampling locations within a concentration range of 76.8 to 459 ppb. Magnesium was detected above its groundwater guidance value of 35,000 ppb at one of five sampling locations at a concentration of 45,000 ppb. Manganese was detected above its groundwater standard of 300 ppb at four of five sampling locations within a concentration range of 772 to 7,370 ppb. Mercury was detected above its groundwater standard of 0.7 ppb at one of five sampling locations at a concentration of 4.76 ppb. Sodium was detected above its groundwater standard of 20,000 ppb at five of five sampling locations with a concentration range of 32,000 to 1,198,700 ppb.

The text portions of the previous ESA reports are included in Appendix D.

5.2 Aerial Photographs

Aerial photographs were reviewed for the years 2005 and 2010 from Google Earth and for the years 1954, 1966, 1974, 1989 and 1994 as provided by Environmental Data Resources (EDR). All of the reviewed photos depict multiple buildings on the subject site consistent with present day conditions. The aerial photographs are included in Appendix A as Figures 3A-3G. The boundaries depicted on the photographs are for schematic purposes only and do not represent the actual boundaries of the site.

5.3 Sanborn Fire Insurance Maps

Sanborn Fire Insurance Maps were reviewed for the years 1886, 1898, 1917, 1942, 1951, 1956, 1957, 1971, 1978, 1989, 1990, 1991 and 2004. The maps depict the following:

1886, 1898, 1917 and 1942 maps: These maps show the site developed with multiple structures used as single and multi-family dwellings and as stores. Three roads transect the site; Irving Place, Wood Place and Cottage Place. A structure identified as a "Garage" is depicted on the 1917 map on southeastern portion of the site.

1951, 1956, 1957, 1971, 1978, 1989, 1990, 1991 and 2004 maps: These maps show the site developed with multiple apartment buildings consistent with present day conditions.

The Sanborn maps are included in Appendix A as Figures 4A-4M. Boundaries depicted on the maps are for schematic purposes only and do not represent the actual boundaries of the site.

5.4 Information From Local Official(s)

A Freedom of Information Law (FOIL) request was submitted to the City of Yonkers Clerk requesting documents from the following departments: Assessment, Building Department, Historian, Engineering, Fire Department and Clerk. At the time of this report a response had not been received from the City of Yonkers. If pertinent information is received, it will be forwarded upon receipt.

Property assessment records were reviewed on-line from Landmax Data Systems. Site use is noted as apartments on the on-line records. On-line assessment records from the City of Yonkers note site use as apartments/public housing. Historic property record cards indicate the site buildings were constructed in 1948.

5.5 Information From Health Department Official(s)

A FOIL request was submitted to the New York State Department of Health to determine if the Department of Health has records concerning soil or groundwater contamination for the subject site. At the time of this report a response had not been received from the Department of Health. If pertinent information is received, it will be forwarded upon receipt.

5.6 Information From Current or Former Property Owner(s)

Michael Hardy, a maintenance worker for MHACY, was the site contact for this assessment and acted as a representative of the current property owner. Mr. Hardy was interviewed after the site visit. MHACY maintenance personnel provided a tour of the site buildings and grounds.

The current property owner representative was not aware of environmental liens or activity/land or use limitations for the site. Other information from Mr. Hardy is included in the appropriate sections of this report.

5.7 Information From the Site Manager

Mr. Hardy acted as the site manager.

5.8 Information from the Site Occupants

Tenants of Cottage Place Gardens were not available for interviews.

Records of communication are included in Appendix D.

6.0 SITE RECONNAISSANCE

6.1 Conditions of the Reconnaissance

6.1.1 Site Contact(s)

Michael Hardy of MHACY was the site contact and was present during the site visit. MHACY maintenance personnel provided access to the buildings.

6.1.2 Date of Visit

The site reconnaissance was conducted on Monday, March 14, 2016 by Ms. Brittany Winslow of C.T. Male Associates. During the site visit the weather was approximately 40°F with cloudy skies.

6.1.3 Areas Observed

The site and surrounding areas were observed from Warburton Avenue, Irving Place, Willow Place, Cottage Place and the approximate site boundaries. The central areas of the site were traversed and the buildings entered. Photographs taken during the site visit are included in Appendix B.

6.1.4 Limiting Conditions

Limited lighting in the basement crawlspaces beneath the buildings limited a clear view of conditions within these areas.

6.2 Polychlorinated Biphenyl-Containing (PCB)/Liquid Containing Equipment

One pole-mounted transformer was identified on the site along the south side of Irving Place. The transformer did not appear to be leaking and grasses, asphalt and concrete beneath the transformer did not appear to be stained.

The site contact indicated that there are no other transformers or capacitors on the subject site.

6.3 Site Drainage

6.3.1 Site Catch Basins and Discharge Location(s)

Several catch basins were identified in grassy, concrete and asphalt covered areas throughout the site. According to the site contact, the catch basins discharge to the City of Yonkers storm water sewer system. Staining was not observed in media surrounding the catch basins.

6.3.2 Site Surface Water Bodies/Areas

No surface water bodies were identified on the site during the site visit.

6.3.3 Building Floor Drains and Discharge Location(s)

Floor drains were observed in concrete flooring in the utility rooms, compactor rooms and hot water rooms located on the main floors within all of the buildings, and in the boiler rooms in Buildings 1, 2 and 12. According to the site contact, all floor drains discharge to the City of Yonkers sanitary sewer system. Floor drains observed during the site reconnaissance did not emit chemical and/or petroleum type odors and staining was not observed on flooring surrounding the floor drains.

6.3.4 Dry Wells and Sumps

No dry wells or sumps were identified on the site during the site visit. According to the site contact, no dry wells or sumps are located on the site.

6.4 Site Waste Profile

6.4.1 Solid Wastes/Waste Deposits (Piles/Pits/Landfills/Lagoons)

Household type refuse generated by the site tenants is temporarily stored in garbage compactors located in each of the site buildings. No other solid wastes were identified on the site during the site visit. According to the site contact, no other solid wastes are generated, stored or disposed of on the site.

No waste deposits were identified on the site during the site visit. The site contact was not aware of waste deposits being located on the site.

6.4.2 Sludges (Generation/Storage/Disposal)

No sludge wastes were identified on the site during the site visit. According to the site contact, no sludges are generated, stored or disposed of on the site.

6.4.3 Liquids (Generation/Storage/Disposal)

No liquid wastes were identified on the site during the site visit. According to the site contact, no liquid wastes are generated, stored or disposed of on the site.

6.4.4 Wastewater Discharge(s)

No wastewater discharges were identified on the site during the site visit. According to the site contact, no wastewater is generated on the site.

6.4.5 Waste Lagoons or Disposal Pits (Current and Historic)

No waste lagoons or disposal pits were identified on the site during the site visit. According to the site contact, no current or historic waste lagoons or disposal pits are located on the site.

6.4.6 On-site Septic Systems

No septic systems were identified on the site during the site visit. The site is reportedly connected to the City of Yonkers municipal sewer system.

6.4.7 Drums/Containers

No drums of waste were identified on the site during the site visit. According to the site contact, no drums of waste are stored on the site.

55-gallon drums of boiler treatment solution and cleaning detergents were observed in the boiler room and maintenance shop in Building 12. The drums were not observed to be leaking and staining was not observed on surrounding flooring. Floor drains were not observed in the vicinity of the drums.

Containers of cleaning products were observed in the maintenance shop in Building 12. Containers of cleaning products and paints were observed in a storage room in Building 2. The containers ranged in size from less than one quart to five gallons. The containers were not observed to be leaking and staining was not observed on surrounding flooring. Floor drains were not observed in the vicinity of the containers.

6.5 Underground Storage Tanks (USTs) and/or Above Ground Storage Tanks (ASTs)

Two, 20,000-gallon underground fuel oil tanks are located on the site adjacent east of Building 12. The site contact indicated that the tanks were installed in 1948 and have been used to store fuel oil for the boilers up until approximately five years ago, when the boilers were converted to natural gas. The site contact indicated that the tanks have been emptied out and that the tanks have passed tank tightness testing. The site contact indicated that there are no other underground and aboveground tanks on the site.

Small, approximate five to 10 gallon aboveground steel tanks containing hydraulic oil are located in the trash compactor rooms in each of the site buildings and in the

elevator rooms in Buildings 4 and 5. The tanks did not appear to be leaking and liquids and heavy staining was not observed on flooring surrounding the tanks.

6.6 Observed Evidence of Potential or Known Site Contamination

6.6.1 Evidence of Soil Contamination/Liquid Discharges

Evidence of soil contamination or liquid discharges was not identified on the site during the site visit. Stressed vegetation was not identified on the site during the site visit. The site contact was not aware of soil or groundwater contamination from either on-site or off-site sources.

6.6.2 Soil or Surface Disturbances

No soil or surface disturbances were identified on the site during the site visit.

7.0 FINDINGS, OPINION AND CONCLUSIONS

7.1 Findings

The site has consisted of a public housing apartment complex since its construction in the late 1940s. Prior to this time, the site was developed with multiple single and multi-family dwellings, stores and a garage since as early as 1886.

The site was not listed in the environmental database report. Several facilities were listed in the database report including the following adjoining properties:

- The site's northeast adjoining 26 Willow Place property was listed in the environmental database reports as a leaking tank facility. According to the database report and the NYSDEC Spill Record, an unknown quantity of fuel oil has impacted soils at this property. The 26 Willow Place property is considered hydraulically up-gradient of the site with respect to inferred groundwater flow direction.
- Petroleum impacted groundwater that has migrated through the 33 Ashburton Avenue Brownfields site from an off-site up-gradient source has impacted the subject site.

A 1917 historic Sanborn map identified a structure labeled as a "Garage" on southeastern portions of the site. Specific uses of the garage are not known.

One pole-mounted transformer was identified on the site along the south side of Irving Place. The transformer did not appear to be leaking and grasses, asphalt and concrete beneath the transformer did not appear to be stained.

Floor drains were observed in concrete flooring in the utility rooms, compactor rooms and hot water rooms located on the main floors within the site buildings, and in the boiler rooms in Buildings 1, 2 and 12. According to the site contact, the floor drains discharge to the City of Yonkers sanitary sewer system. Floor drains observed during the site reconnaissance did not emit chemical and/or petroleum type odors and staining was not observed on flooring surrounding the floor drains.

55-gallon drums of boiler treatment solution and cleaning detergents were observed in the boiler room and maintenance shop in Building 12. The drums were not observed to be leaking and staining was not observed on surrounding flooring. Floor drains were not observed in the vicinity of the drums.

Containers of cleaning products were observed in the maintenance shop in Building 12. Containers of cleaning products and paints were observed in a storage room in Building 2. The containers ranged in size from less than one quart to five gallons. The containers were not observed to be leaking and staining was not observed on surrounding flooring. Floor drains were not observed in the vicinity of the containers.

Two, 20,000-gallon underground fuel oil tanks are located on the site adjacent east of Building 12. The site contact indicated that the tanks were installed in 1948 and have been used to store fuel oil for the boilers up until approximately five years ago, when the boilers were converted to accept natural gas as a fuel. The site contact indicated that the tanks have been emptied out and that the tanks have passed all tank tightness testing. The site contact indicated that there are no other underground and aboveground tanks on the site.

Small (approximate five to 10 gallon) aboveground steel tanks containing hydraulic oil are located in the trash compactor rooms in each of the site buildings and in the elevator rooms in Buildings 4 and 5. The tanks did not appear to be leaking and liquids and heavy staining was not observed on flooring surrounding the tanks.

A Phase II ESA was conducted in February 2015 to evaluate subsurface conditions and the overall environmental quality of site soils and groundwater. The Phase II ESA involved the advancement of 10 soil borings on-site of which 9 were converted into monitoring wells to aid in the collection of soil and groundwater samples for subjective screening and laboratory analysis. The laboratory analysis found up to four (4) metals (copper, lead, mercury and zinc) were detected at concentrations exceeding Soil Cleanup Objectives (SCOs) for Unrestricted Use Sites promulgated in 6 NYCRR Part 375 SCOs in the soil samples collected from the site. Additionally, seven SVOCs were detected above SCOs in fill materials at the 2.5 to 5 foot depth interval at boring MW-K, which was advanced near the northeastern corner of Building 5. Twenty-one metals were detected above the laboratory's method detection limit with seven metals (Chromium, Iron, Lead, Magnesium, Manganese, Mercury and Sodium) detected above standards and guidance values in the groundwater samples. Three VOCs and three SVOCs were detected above the laboratory's method detection limit with two VOCs and one SVOC detected above groundwater standards and guidance values.

7.2 Opinion

It is our opinion that the information and data collected during this Phase I ESA indicates the possible presence of hazardous substances or petroleum product within the site under conditions which indicate an existing release, past release or material threat of a release. This opinion is based on both on-site and offsite sources.

7.3 Conclusions

C.T. Male Associates has completed a Phase I Environmental Site Assessment for the Cottage Place Gardens Site in general conformance with the scope and limitations of ASTM Practice E 1527. This assessment has revealed no evidence of recognized environmental conditions in connection with the property except for the following:

A leaking fuel oil tank has impacted soils on the site's northeast adjoining 26 Willow Place property, which is located hydraulically up-gradient of the subject site with respect to inferred groundwater flow direction.

Petroleum impacted soils and groundwater from the 33 Ashburton Avenue Brownfields site have migrated onto the subject site.

A 1917 historical Sanborn Map has identified a "Garage" structure on southeastern portions of the site.

Two, out of service, 20,000 gallon underground fuel oil tanks are currently located beneath the site, adjacent east of Building 12. The tanks were taken out of service approximately five years ago when the site boilers were converted to natural gas.

A Phase II ESA conducted in February 2015 found elevated levels of metals in on-site soils on-site as well as elevated concentrations of metals, SVOCs and VOCs in on-site groundwater.

7.4 Opinion Regarding Further Inquiry

Based on the findings of this ESA, further inquiry of the site is not recommended at this time. It is our understanding that the contaminated soils at the site will be addressed under the purview of the NYSDEC as it relates to its future inclusion in the Brownfield Cleanup Program.

8.0 DEVIATIONS AND ADDITIONAL SERVICES

Deletions or deviations from the ASTM E 1527-13, Standard Practice for Environmental Site Assessments: Phase I Environmental Site Assessment Process, are described in Section 1.0 of this report.

No additional services beyond the scope of ASTM E 1527-13, Standard Practice for Environmental Site Assessments: Phase I Environmental Site Assessment Process were completed in conjunction with this Phase I ESA.

9.0 SIGNATURES

We declare that, to the best of our professional knowledge and belief we meet the definition of Environmental Professional as defined in 312.21 of 40 CFR Part 312. And we have the specific qualifications based on education, training, and experience to assess a property of the nature, history, and setting of the subject property. We developed and performed the all appropriate inquiries in conformance with the standards and practices set forth in 40 CFR Part 312.

Respectfully submitted,
C.T. MALE ASSOCIATES

Brittany Winslow
Environmental Scientist

Reviewed and Approved By:

Kirk Moline
Project Manager

CTMA Project No. 16.6146
March 18, 2016
K:\Projects\166146\Env\Cottage Gardens\R Cottage Place Phase I ESA.doc

10.0 REFERENCES

PEOPLE AND AGENCIES CONTACTED

- Jesse Batus, The Community Builders, Inc.
- Michael Hardy, The Municipal Housing Authority for the City of Yonkers
- City of Yonkers Historian
- City of Yonkers Building Department
- City of Yonkers Assessor's Office
- City of Yonkers Fire Department
- City of Yonkers Clerk's Office
- City of Yonkers Engineer's Office
- New York State Department of Health

DOCUMENTS REVIEWED

- Aerial Photographs of the Yonkers Quadrangle for the years: 1954, 1966, 1974, 1989 and 1994 courtesy of Environmental Data Resources, Inc. Aerial Photographs of the Yonkers Quadrangle for the years: 2005 and 2010 courtesy of Google Earth.
- Environmental Database Report provided by Environmental Data Resources, Inc.
- Fire Insurance Maps from the Sanborn Map Company Archives. Late 19th Century to 1990: New York University Publications of America. Bethesda, Maryland (New York State Library).
- On-line assessment records provided by Landmax Data Systems.
- Phase I Environmental Site Assessment Report – Cottage Place Gardens Site, Prepared by C.T. Male, dated August 27, 2014.
- Phase II Environmental Site Assessment Report – Cottage Place Gardens Site, Prepared by C.T. Male, dated February 24, 2015.
- United States Department of Agriculture, Natural Resource Conservation Service, Web Soil Survey.
- United States Geological Survey Topographic Map of the Yonkers, NY Quadrangle, 1998, 7.5 Minute Series.

EXHIBIT 4

2017 C.T. MALE PHASE I ESA REPORT

(TEXT BODY)

January 19, 2017

Phase I
Environmental Site Assessment
Cottage Place Gardens Phases IV & V
Buildings 4, 5, 8, 9, 12 and 13
at 8 Cottage Place and
172 Warburton Avenue
City of Yonkers
Westchester County, New York

Prepared for:

THE COMMUNITY BUILDERS
28 East 28th Street, 9th Floor
New York, New York 10016

Prepared by:

C.T. MALE ASSOCIATES
50 Century Hill Drive
Latham, New York 12110
(518) 786-7400
FAX (518) 786-7299

C.T. Male Project No: 16.6666

Unauthorized alteration or addition to this document is a violation of the New York State Education Law.

© Copyright 2016
C.T. MALE ASSOCIATES ENGINEERING, SURVEYING, ARCHITECTURE & LANDSCAPE ARCHITECTURE, D.P.C.

PHASE I
ENVIRONMENTAL SITE ASSESSMENT REPORT
COTTAGE PLACE GARDENS PHASES IV & V SITE

TABLE OF CONTENTS

Page

SUMMARY **1**

1.0 INTRODUCTION **2**

1.1 Purpose 2
1.2 Scope of Work 3
1.3 Significant Assumptions 3
1.4 Limitations and Exceptions of the Assessment 4
1.5 Special Terms and Conditions 4
1.6 Reliance 5

2.0 SITE DESCRIPTION **6**

2.1 Site Location 6
2.2 Property/Business Owner 6
2.3 Current and Former Site Uses 6
2.4 Total Site Area and Topographic Description 6
2.5 Site Geology 6
2.6 Site Buildings and Structures 7
2.7 Site Utilities 7
2.8 Roadways or Driveways on or Adjoining the Site 8
2.9 Surrounding Land Uses 8

3.0 USER PROVIDED INFORMATION **9**

3.1 Title Records 9
3.2 Environmental Liens or Activity and Use Limitations 9
3.3 Specialized Knowledge 9
3.4 Commonly Known or Reasonably Ascertainable Information 9
3.5 Degree of Obviousness of Contamination 10
3.6 Valuation Reduction for Environmental Issues 10
3.7 Reason for Performing Phase I 10
3.8 Other User Provided Information 10

PHASE I
ENVIRONMENTAL SITE ASSESSMENT REPORT
COTTAGE PLACE GARDENS PHASES IV & V SITE

TABLE OF CONTENTS

Page

4.0 STANDARD ENVIRONMENTAL RECORD SOURCES 11

4.1 Federal National Priorities List (NPL) Facilities (Listed and De-Listed) 11
4.2 Federal Comprehensive Environmental Response, Compensation and Liability Act (CERCLA) Hazardous Waste Facility List 11
4.3 Federal Resource Conservation and Recovery Act (RCRA) Treatment, Storage and Disposal (TSD) Facilities List 11
4.4 Federal RCRA Generators List and Corrective Action List 11
4.5 Federal Emergency Response Notification System (ERNS) List 12
4.6 Federal Institutional Control and Engineering Control Registries 12
4.7 State/Tribal Hazardous Waste Facility List 12
4.8 State/Tribal Solid Waste Facility List 12
4.9 State Petroleum Bulk Storage (PBS) Tank and Chemical Bulk Storage (CBS) Facilities 12
4.10 State/Tribal Leaking Storage Tanks List 13
4.11 State/Tribal Institutional Control and Engineering Control Registries 13
4.12 State/Tribal Voluntary Cleanup Program (VCP) List 13
4.13 State/Tribal Brownfields List 14
4.14 Applicable State Lists 14

5.0 RECORDS REVIEW AND INTERVIEWS 16

5.1 Previous Environmental Site Assessments 16
5.2 Aerial Photographs 19
5.3 Sanborn Fire Insurance Maps 19
5.4 Information From Local Official(s) 19
5.5 Information From Health Department Official(s) 20
5.6 Information From Current or Former Property Owner(s) 20
5.7 Information From the Site Manager 21
5.8 Information from the Site Occupants 21

PHASE I
ENVIRONMENTAL SITE ASSESSMENT REPORT
COTTAGE PLACE GARDENS PHASES IV & V SITE

TABLE OF CONTENTS

		Page
6.0	**SITE RECONNAISSANCE**	**22**
6.1	Conditions of the Reconnaissance	22
6.2	Polychlorinated Biphenyl-Containing (PCB)/Liquid Containing Equipment	22
6.3	Site Drainage	23
6.4	Site Waste Profile	24
6.5	Underground Storage Tanks (USTs) and/or Above Ground Storage Tanks (ASTs)	25
6.6	Observed Evidence of Potential or Known Site Contamination	25
7.0	**FINDINGS, OPINION AND CONCLUSIONS**	**26**
7.1	Findings	26
7.2	Opinion	28
7.3	Conclusions	28
7.4	Opinion Regarding Further Inquiry	28
8.0	**DEVIATIONS AND ADDITIONAL SERVICES**	**29**
9.0	**SIGNATURES**	**30**
10.0	**REFERENCES**	**31**

LIST OF APPENDICES

APPENDIX A: Figures/Maps
APPENDIX B: Site Visit Photographs
APPENDIX C: User Questionnaire
APPENDIX D: Records of Communication and Records Reviewed
APPENDIX E: Environmental Database Report
APPENDIX F: Qualifications

SUMMARY

C.T. Male Associates review of general property information, observation of adjacent properties, research of historical property information, including a review of environmental databases, and a site reconnaissance revealed the following with respect to Recognized Environmental Conditions (RECs), Historical Recognized Environmental Conditions (HRECs), and Controlled Environmental Conditions (CRECs):

	No Further Action	REC	HREC	CREC	Refer to Section
Property Operations	X				2.3
Neighboring Properties	X				2.10
User Provided Information	X				3.0
Regulatory Review - Site	X				4.0
Regulatory Review – Surrounding Properties		X			4.0
Historical Review		X			5.0
Liquid Containing Equipment	X				6.2
Site Drainage	X				6.3
Site Waste Profile	X				6.4
Underground Storage Tanks		X			6.5
Above Ground Storage Tanks	X				6.5
Stressed Vegetation, Staining and Odors	X				6.6

Notes/Recommendations: To understand the subject site and report, the complete report needs to be reviewed. The findings, opinion and conclusions with respect to the subject site are presented in Section 7.0.

1.0 INTRODUCTION

This report presents the findings of a Phase I Environmental Site Assessment (ESA) conducted by C.T. Male Associates Engineering, Surveying, Architecture & Landscape Architecture, D.P.C. (C.T. Male Associates) at the Cottage Place Gardens Phases IV & V Site which is located in the City of Yonkers, Westchester County, New York. The site assessment was performed at the request of Jesse Batus, of The Community Builders.

This site assessment has been performed in general conformance with the scope and limitations as outlined in ASTM E 1527-13, Standard Practice for Environmental Site Assessments: Phase I Environmental Site Assessment Process, and in accordance with our proposal dated August 10, 2016.

1.1 Purpose

The purpose of this Phase I ESA was to reasonably identify RECs on the property. A REC is defined as the presence or likely presence of hazardous substances or petroleum products in, on, or at a property: (1) due to any release to the environment; (2) under conditions indicative of a release to the environment; or (3) under conditions that pose a material threat of a future release to the environment. *De minimis*[1] conditions are not RECs. A Historical Recognized Environmental Condition (HREC) is a past release of any hazardous substances or petroleum products that has occurred in connection with the property and has been addressed to the satisfaction of the applicable regulatory authority or meeting unrestricted residential use criteria. A Controlled Recognized Environmental Condition (CREC) is a REC resulting from a past release of hazardous substances or petroleum products that has been addressed to the satisfaction of the applicable regulatory authority, with hazardous substances or petroleum products allowed to remain in place subject to the implementation of required controls.

A finding of no RECs is not a warranty or guarantee that the site remains free from contamination. The purpose of this report is not intended to include *de minimis* conditions. This report is also not intended to serve as a compliance assessment of the subject property. This environmental site assessment is designed to reduce, but

[1] Conditions that generally do not present a threat to human health or the environment and that generally would not be the subject of an enforcement action if brought to the attention of appropriate governmental agencies.

not eliminate, uncertainty regarding the potential for RECs in connection with the property, within reasonable limits of time and cost.

1.2 Scope of Work

This Phase I ESA consisted of the following scope of work:

- A site reconnaissance, including a walkthrough of the site buildings and site grounds, to identify areas of potential environmental concern;
- Interviews with site representatives knowledgeable of current and former site operations;
- Review of municipal property records and information provided by local government agencies;
- Review of historical information and documents;
- Review of federal and state agency database information for the subject property and neighboring properties to identify potential concerns that could adversely affect the environmental condition of the property; and
- Preparation of a report documenting the findings of the environmental site assessment.

1.3 Significant Assumptions

The following assumptions are made by C.T. Male Associates in this report. C.T. Male Associates relied on information derived from secondary sources including governmental agencies, the client, designated representatives of the client, property owner contact, computer databases and personal interviews. Except as set forth in this report, C.T. Male Associates has made no independent investigation as to the accuracy and completeness of the information derived from secondary sources, and has assumed that such information is accurate and complete. C.T. Male Associates assumes information provided by or obtained from governmental agencies including information obtained from government websites is accurate and complete. Groundwater flow, unless otherwise specified by other data and information, is assumed based on land surface contours depicted on the United States Geological Survey topographic maps. C.T. Male Associates assumes the property has been correctly and accurately identified by the client and property owner contact.

1.4 Limitations and Exceptions of the Assessment

The information presented in this report is limited to the investigation conducted as described in the referenced ASTM guidelines for conducting environmental site assessments, and is not necessarily all inclusive of conditions present at the subject site. Due to inherent limits of time and cost, uncertainty about site conditions remains. The findings, opinion and conclusions stated in this report are based on the data and information provided, and observations and conditions that existed on the date and time of the site visit. Specific limitations included the following:

- Access Limitations: None (Note: Representative areas within the site buildings were entered; however due to the size and number of spaces, each was not observed at the time of the site visit.)
- Physical Obstructions to Observations: Snow covered the ground surface obstructing visual observations of the ground. Lack of lighting in the crawl spaces beneath the apartment buildings limited a clear view of these areas.
- Outstanding Information Requests: City of Yonkers and Westchester County Department of Health.
- Historical Data Source Failure: None
- Other: The information presented in the report is based on information gathered in accordance with the Scope of Services defined in Section 1 of this report. Information provided by site contacts and local, State and County officials known to be responsible for regulating and enforcing site area environmental conditions was utilized in assessing the environmental conditions at the site. The accuracy of conclusions drawn from this assessment is therefore dependent upon the accuracy of the information provided.

1.5 Special Terms and Conditions

This Phase I ESA was prepared in accordance with the stated and agreed upon Scope of Work. No special terms and conditions are applicable to this assessment. This site assessment did not include a review of non-scope issues as identified by ASTM E 1527 including asbestos containing materials, radon, lead in drinking water, lead based paint, wetlands, regulatory compliance, industrial hygiene, health & safety, ecological resources, endangered species, indoor air quality, mold and cultural & historic resources.

1.6 Reliance

This Phase I ESA has been prepared for the sole use of The Community Builders. This Phase I ESA cannot be relied upon by other parties without the express written consent of C.T. Male Associates and The Community Builders.

2.0 SITE DESCRIPTION

2.1 Site Location

The subject site is located at 8 Cottage Place and 172 Warburton Avenue in the City of Yonkers, Westchester County, New York. The subject site was identified on the City of Yonkers tax maps as the following:

Address	Tax Map Number (Section-Block-Lot)
8 Cottage Place	2-2094-1 (southwestern portion only)
172 Warburton Avenue	2-2094-56

A site location map is included in Appendix A as Figure 1. A map showing the site property boundaries is included in Appendix A as Figure 2A.

2.2 Property/Business Owner

According to assessment records, the current property owner is Municipal Housing Authority for the City of Yonkers of Yonkers, New York.

2.3 Current and Former Site Uses

The majority site has consisted as a portion of a public housing apartment complex since its construction in the late 1940s. Prior to this time, the site was developed with multiple single and multi-family dwellings, stores and a garage since as early as 1886. The site building located on the western portion of the site (172 Warburton Avenue parcel) is currently unoccupied and was last utilized as a three family dwelling. The building was constructed as early as 1886 and has been utilized as a private multi-family dwelling since that time.

2.4 Total Site Area and Topographic Description

The subject site incorporates approximately 2.27 acres of land. According to the United States Geological Survey (USGS) Topographic Map, the subject site lies at approximately 50 to 110 feet above Mean Sea Level. Generally, the site slopes moderately from east to west.

2.5 Site Geology

Soils are mapped by the United States Department of Agriculture Web Soil Survey as Urban Land.

2.6 Site Buildings and Structures

There are currently six apartment buildings and a dwelling on the site. The apartment buildings are numbered 4, 5, 8, 9, 12 & 13, as depicted on Figure 2A. The apartment buildings have red brick exteriors and flat roofs. Interior portions of the apartment building consist of plaster walls and ceilings with tiled and concrete flooring. A summary of the apartment buildings is provided in the following table.

Bldg Nos.	Description
4, 5, 8, 9 & 13	Each building contains a main ground floor level plus three additional stories. A hot water/utility room and compactor room are located on the main level in each building. Each building contains a crawl space type basement that is used for utility access. Building 5 contains a public laundry room on the main level. Buildings 4 and 5 are each equipped with elevators as these buildings are delegated to senior citizens. Building 8 contains the complex management office and recreation room on the main floor. Building 4 contains a community room on the main floor.
12	Building 12 contains a main ground floor level plus three additional stories. The northern ground level of the building contains a utility room, compactor room and maintenance shop for the site's maintenance personnel. The southern side of the building contains a full basement housing the site's main boiler room. A smoke stack is located at the southeast exterior of the building.

The dwelling is a three story wood frame building constructed on a full basement with a pitched asphalt shingled roof. The basement walls are constructed of field stone and the basement floor consists of a concrete slab.

2.7 Site Utilities

Electricity and natural gas are supplied to the site by Con Edison. Municipal water and sewer service are provided by the City of Yonkers. The apartment buildings are heated by hot water radiant heat that is generated from two natural gas fired boilers located in the basement of Building 12. According to the site contact, the boilers were converted to natural gas over 5 years ago. Prior to this, the boilers were fueled by fuel oil stored in underground storage tanks.

The dwelling is heated by a hot water boiler located in the basement. The hot water boiler is fueled by fuel oil that is stored in a 275-gallon above ground tank located in the basement.

2.8 Roadways or Driveways on or Adjoining the Site

The primary entrance to the site is from Irving Place which originates from Warburton Avenue and terminates in a cul-de-sac to the northeast of Building 12. Bishop WM Walls Place lies adjacent to the east of the site and terminates in a cul-de-sac northeast of Building 5. A small paved parking lot located east of Building 5 is accessed from a driveway originating at this cul-de-sac.

The 172 Warburton Avenue parcel is bound to the west by Warburton Avenue.

2.9 Surrounding Land Uses

The surrounding land uses, as identified during the site visit, are described as follows:

North - Buildings 1, 3, 6 and 7 of Cottage Place Gardens, a vacant lot and an apartment building (188 Warburton Avenue formerly occupied by Buildings 10 and 11 of Cottage Place Gardens).

West - Multi-family dwellings, vacant land and an automotive repair facility which front Warburton Avenue and Wood Place.

East - Building 2 of Cottage Place Gardens and a church followed by multi-family dwellings.

South - High rise apartment complex with parking lot and multi-family housing complex (former Public School No. 6).

3.0 USER PROVIDED INFORMATION

The user (Jesse Batus representing The Community Builders) was provided a "user questionnaire" along with the proposed scope of services. The user returned a completed questionnaire which is included in Appendix C.

Note: In order to qualify for one of the Landowner Liability Protections offered by the Small Business Liability Relief and Brownfields Revitalization Act of 2001, (the "Brownfields Amendments"), the user must provide the information outlined in this section. Failure to provide this information could result in a determination that "all appropriate inquiry" is not complete.

3.1 Title Records

A chain of title or other title records were not provided by the user for review at the time of this report.

3.2 Environmental Liens or Activity and Use Limitations

According to the response to the user questionnaire, the user is not aware of environmental liens or activity or use limitations for the site.

It is recommended that the user engage a title company or title professional to undertake a review of reasonably ascertainable recorded land title records and lien records for environmental liens or activity and use limitations recorded against or related to the property to satisfy Sections 3.1 and 3.2 of this report.

3.3 Specialized Knowledge

According to the response to the user questionnaire, the user has specialized knowledge of the site. The user is reportedly a real estate developer engaged in comprehensive redevelopment of the property and surrounding neighborhood.

3.4 Commonly Known or Reasonably Ascertainable Information

According to the response to the user questionnaire, the user has knowledge of commonly known or reasonably ascertainable information concerning the site. The site is reportedly a portion of a larger public housing complex. In 2014, part of the complex (Buildings 10 and 11) were demolished and redeveloped. In the context of redevelopment, contaminated material including petroleum impacted soils and heavy metal impacted soils were reportedly discovered. The project was entered

into the NYS Brownfield Cleanup Program as a volunteer and the site was remediated to a Track 1 level.

3.5 Degree of Obviousness of Contamination

According to the response in the user questionnaire, the user does have knowledge of obvious indicators that point to the presence or likely presence of contamination at the property. In 2013, an adjacent up-gradient parcel at 33 Ashburton Avenue was also redeveloped. The facility was found to have petroleum impacted soils and was entered into the NYS Brownfield Cleanup Program. Given the up-gradient nature of the petroleum impacts, it is highly possible that petroleum migrated onto the subject site. The user also indicated the buildings are known to contain asbestos containing materials.

3.6 Valuation Reduction for Environmental Issues

Not applicable – this ESA is not being prepared pursuant to the sale of the property.

3.7 Reason for Performing Phase I

The Phase I ESA is being performed for financing and redevelopment of the site.

3.8 Other User Provided Information

The user did not provide any other additional information concerning the environmental conditions relative to the site.

4.0 STANDARD ENVIRONMENTAL RECORD SOURCES

Federal and state environmental databases were reviewed in accordance with ASTM E-1527 Standards to determine if the site or nearby surrounding properties are listed on these databases. The databases were searched for the areas within the ASTM recommended search distance, unless otherwise noted. Reviewed databases are listed below. A copy of the database report is included in Appendix E.

4.1 Federal National Priorities List (NPL) Facilities (Listed and De-Listed)

The subject site was not listed as a NPL hazardous waste facility. One NPL facility was listed within one mile of the subject site, it being the Hudson River PCBs. Based on area topography, the Hudson River does not appear to be located hydraulically up-gradient relative to the subject site.

4.2 Federal Comprehensive Environmental Response, Compensation and Liability Act (CERCLA) Hazardous Waste Facility List

The subject site was not listed as a CERCLA hazardous waste facility. In addition to the Hudson River PCBs, one CERCLA hazardous waste facility was listed within ½ mile of the subject site. The facility is the Patclin Chemical Company, 66 Alexander Street, located approximately ¼ mile west-southwest of the site. Based on area topography, this facility does not appear to be located hydraulically up-gradient relative to the subject site.

4.3 Federal Resource Conservation and Recovery Act (RCRA) Treatment, Storage and Disposal (TSD) Facilities List

The subject site was not listed as a RCRA TSD facility. No RCRA TSD facilities were listed within ½ mile of the subject site.

4.4 Federal RCRA Generators List and Corrective Action List

The subject site was not listed on the RCRA generator list. The site's south adjoining Public School 6 property was listed as a large quantity generator of hazardous levels of lead in relation to remedial activities conducted at this facility as part of its inclusion in the NYS Brownfields Cleanup Program. The facility is no longer regulated.

The subject site was not listed as a RCRA Corrective Action facility. No RCRA Corrective Action facilities were listed within one mile of the subject site.

4.5 Federal Emergency Response Notification System (ERNS) List

The subject site was not listed on the ERNS list.

4.6 Federal Institutional Control and Engineering Control Registries

The subject site was not listed on the Federal Institutional Control or Engineering Control registries.

4.7 State/Tribal Hazardous Waste Facility List

The subject site was not listed as a State or Tribal hazardous waste facility. One State hazardous waste facility was listed within one mile of the subject site. The facility is Bicc Cables, 1 Point Street, mapped 4/10 miles north of the site. Based on area topography, this facility does not appear to be located hydraulically up-gradient relative to the subject site.

4.8 State/Tribal Solid Waste Facility List

The subject site was not listed on the State or Tribal solid waste facility list. One State listed solid waste facility was listed within ½ mile of the subject site. The facility is Danny's Towing, 98-100 Warburton Avenue, located approximately ¼ mile south of the site. Based on area topography, this facility does not appear to be located hydraulically up-gradient relative to the subject site.

4.9 State Petroleum Bulk Storage (PBS) Tank and Chemical Bulk Storage (CBS) Facilities

The site was not listed on the State PBS or CBS facilities list.

The following immediately adjoining properties were listed on the Westchester County PBS facilities list:

Semenez Sir Station

178 Warburton Ave

Site's western adjoining property

The database report indicates that 11 underground storage tanks (USTs) were closed by removal at this facility. The tanks ranged in capacity from 750 to 3,000 gallons.

Yonkers Public School No. 6

33 Ashburton Avenue

Site's southern adjoining property

The database report indicates that a 5,000-gallon UST and a 20,000-gallon UST were closed by removal at this facility.

188 Warburton Avenue

Site's northwestern adjoining site

The database report indicated that 7 USTs were closed by removal at this facility. The tanks ranged in capacity from 750 to 2,000 gallons.

4.10 State/Tribal Leaking Storage Tanks List

The site was not listed on the State or Tribal leaking storage tank list. Eighty-eight (88) leaking storage tank incidents were listed within ½ mile of the site. The leaking tank incidents are listed as closed except Spill No. 1511010, Church-TTF, 5 Manor House Square, mapped 0.38 miles south-southwest of the site. Based on area topography, this facility does not appear to be located hydraulically up-gradient relative to the subject site.

The following leaking tank incidents were listed for the immediately adjoining parcels:

- Spill No. 0508784, Former Scott Station, 178 Warburton Avenue, adjoining the site to the west. According to the database report, four (4) 3,000 gallon tanks failed tank tightness tests. Groundwater contamination was not identified in the site's monitoring well. The spill was issued a closed status on May 5, 2009.
- Spill No. 8903954, Public School #6, adjoining the site to the south. According to the database report a 20,000 gallon tank failed a tank tightness test. The spill was issued a closed status on July 30, 1992.

4.11 State/Tribal Institutional Control and Engineering Control Registries

The subject site was not listed on State or Tribal Institutional Control or Engineering Control registries.

4.12 State/Tribal Voluntary Cleanup Program (VCP) List

The site was not listed on the state or tribal VCP list. Five VCP facilities and three Environmental Restoration Program (ERP) facilities were listed within ½ mile of the

site. Based on area topography, these facilities do not appear to be located hydraulically up-gradient relative to the subject site.

4.13 State/Tribal Brownfields List

The site was not listed on the State or Tribal Brownfields list. Twenty-four Brownfields facilities were identified within ½ mile of the subject site. Two of the Brownfields adjoin the subject site as follows:

- The 188 Warburton Avenue facility constitutes the site's northwestern adjoining property. This facility was issued a Certificate of Completion in December 2015 and has been redeveloped. The facility is considered hydraulically down-gradient of the site with respect to inferred groundwater flow direction.
- The Cottage Place Gardens Phase 3 facility constitutes the northern adjoining property. According to the database report, information submitted with the Brownfield Cleanup Program application regarding the environmental condition of the facility is under review.
- The 33 Ashburton Avenue facility constitutes the site's southeastern adjoining property. The 33 Ashburton Avenue facility received a Certificate of Completion from NYSDEC in 2013. During the course of the remedial activities, it was discovered that petroleum impacted soils and groundwater were present at the northern property boundary of the 33 Ashburton Avenue facility and that these contaminants had migrated onto the subject site. The source of the petroleum contamination on the 33 Ashburton Avenue facility was determined to be from an off-site former gasoline station located immediately east of the 33 Ashburton Avenue site. Contaminants extending beyond the 33 Ashburton Avenue boundaries were not remediated as a function of the brownfields cleanup.

4.14 Applicable State Lists

The New York State Department of Environmental Conservation (NYSDEC) spills database was reviewed to determine if spills have occurred at the subject site or adjoining parcels. No spills were listed for the subject site.

The following spills were listed for the immediately adjoining parcels:

188 Warburton Ave. Site

188 Warburton Avenue

Site's NW adjoining property

Spill Status: Closed

Ame Zion Church

42 Bishop Walls Place

Site's SE adjoining property

Spill Status: Closed

5.0 RECORDS REVIEW AND INTERVIEWS

5.1 Previous Environmental Site Assessments

Several prior environmental related reports have been prepared for the site as follows:

- Phase I Environmental Site Assessment Report – Cottage Place Gardens Phases IV & V Site, Prepared by C.T. Male, dated August 27, 2014.

The Phase I was completed for the Cottage Gardens Complex exclusive of Buildings 10 and 11. The following RECs were identified for the site:

- ❖ A leaking fuel oil tank has impacted soils on the site's northeast adjoining 26 Willow Place property, which is located hydraulically up-gradient of the subject site with respect to inferred groundwater flow direction.
- ❖ Petroleum impacted soils and groundwater from the 33 Ashburton Avenue Brownfields facility have migrated onto the subject site.
- ❖ A 1917 historical Sanborn Map has identified a "Garage" structure on southeastern portion of the site.
- ❖ Two out of service, 20,000 gallon underground fuel oil tanks were located within the site, adjacent to the east side of Building 12. The tanks were taken out of service when the site boilers were converted to natural gas.

A subsurface investigation inclusive of soil/fill and groundwater samples for subjective and laboratory analysis was recommended.

- Phase II Environmental Site Assessment Report – Cottage Place Gardens Phases IV & V Site, Prepared by C.T. Male, dated February 24, 2015.

The Phase II ESA was conducted to evaluate subsurface conditions and the overall environmental quality of site soils and groundwater. The Phase II ESA involved the advancement of 17 soil borings of which 16 were converted into monitoring wells to aid in the collection of soil and groundwater samples for subjective screening and laboratory analysis. Advancement of the test borings also aided in evaluating the site's subsurface conditions. Of the 16 monitoring wells, seven fell within the bounds of the site (See Figure 2B in Appendix A, which depicts the approximately locations of the test borings). The boring that was not converted into a monitoring well was advanced within the north central portion of the site.

One sample from each of the test boring was submitted for laboratory analysis. The selection of the samples for laboratory analysis was based on perceived evidence of subjective impacts and the occurrence of uncontrolled soil/fill materials. The samples were analyzed for the Target Compound List (TCL) volatile organic compounds (VOCs), semi-volatile organic compounds (SVOCs), pesticides, PCBs, and the Target Analyte List (TAL) for metals including cyanide.

Due to limited groundwater volume, monitoring wells MW-B, MW-L and MW-M were analyzed for TCL VOCs and TAL metals only, monitoring well MW-P was analyzed for TCL VOCs, TCL SVOCs and TAL metals only, and monitoring well MW-N contained sufficient groundwater volume for analysis for the TCL VOCs, SVOCs, pesticides, and PCBs, the TAL for metals, and cyanide. Due to the absence or insufficient groundwater volume, groundwater samples were not collected from monitoring wells MW-K and MW-Q.

Subsurface conditions at each of the borings generally consisted of brown sand and silt with varying percentages of gravel, or brown sand with varying percentages of silt and gravel. Fill material, consisting primarily of red brick and ash with less frequent occurrences of cinder and coal, was encountered in most of the borings. Subjective impacts to soils were not encountered at any of the test borings. Photoionization (PID) readings were below 3 parts per million (ppm) and the recovered soil samples did not exhibit staining and/or chemical/petroleum-type odors.

Up to four (4) metals (copper, lead, mercury and zinc) were detected at concentrations exceeding Soil Cleanup Objectives (SCOs) for Unrestricted Use Sites promulgated in 6 NYCRR Part 375 SCOs in the soil samples collected from the site. Additionally, seven SVOCs (Benzo(a)anthracene, Chrysene, Benzo(k)fluoranthene, Benzo(a)pyrene, Indeno(1,2,3-cd)pyrene, Dibenz(a,h)anthracene and Benzo(b)fluoranthene) were detected above SCOs in fill materials at the 2.5 to 5 foot depth interval at boring MW-K, which was advanced near the northeastern corner of Building 5.

Pesticides and PCBs were not detected above the laboratory's method detection limit within the groundwater samples. Three VOCs were detected above the laboratory's method detection limit with two VOCs detected above groundwater standards and guidance values. Acetone was detected above its guidance value of 50 parts per billion (ppb) at monitoring well MW-P (100 ppb), which is located in the vicinity of

Building 12. 1,2-Dichloropropane was detected above its standard of 1 ppb at monitoring well MW-L (1.6 ppb), which is located hydraulically down-gradient relative to the 33 Ashburton Avenue Brownfields facility.

Three SVOCs were detected above the laboratory's method detection limit with one SVOC detected above groundwater standards and guidance values. Phenol was detected above its standard of 1 ppb at monitoring well MW-P (2 ppb), which is located in the vicinity of Building 12.

Twenty-one metals were detected above the laboratory's method detection limit with seven metals (Chromium, Iron, Lead, Magnesium, Manganese, Mercury and Sodium) detected above standards and guidance values. Chromium was detected above its groundwater standard of 50 ppb at 3 of 5 sampling locations within a concentration range of 66.5 to 119 ppb. Iron was detected above its groundwater standard of 300 ppb at five of five sampling locations within a concentration range of 2,210 to 48,100 ppb. Lead was detected above its groundwater standard of 25 ppb at three of five sampling locations within a concentration range of 76.8 to 459 ppb. Magnesium was detected above its groundwater guidance value of 35,000 ppb at one of five sampling locations at a concentration of 45,000 ppb. Manganese was detected above its groundwater standard of 300 ppb at four of five sampling locations within a concentration range of 772 to 7,370 ppb. Mercury was detected above its groundwater standard of 0.7 ppb at one of five sampling locations at a concentration of 4.76 ppb. Sodium was detected above its groundwater standard of 20,000 ppb at five of five sampling locations with a concentration range of 32,000 to 1,198,700 ppb.

- Phase I Environmental Site Assessment Report – Cottage Place Gardens Phases IV & V Site, Prepared by C.T. Male, dated March 18, 2016.

The Phase I ESA was completed for the Cottage Gardens Complex exclusive of Buildings 3, 6, 7, 10 and 11 by C.T. Male. The RECs identified for the site were consistent with the 2014 Phase I ESA report with the addition of elevated levels of metals in on-site soils as well as elevated concentrations of metals, SVOCs and VOCs in on-site groundwater as identified in the 2015 Phase II ESA report.

- Phase I Environmental Site Assessment Report – 172 Warburton Avenue Site, Prepared by C.T. Male, dated March 18, 2016.

A REC that was identified for the site includes petroleum impacted soils and groundwater from the 33 Ashburton Avenue Brownfields facility have migrated onto

the subject site's northern adjoining Cottage Place Gardens apartment complex, which is located hydraulically up-gradient of the subject site with respect to inferred groundwater flow direction.

The text portions of the previous ESA reports are included in Appendix D.

5.2 Aerial Photographs

Aerial photographs were reviewed for the years 2005 and 2010 from Google Earth and for the years 1954, 1966, 1974, 1989 and 1994 as provided by Environmental Data Resources (EDR). The reviewed photos depict multiple buildings on the subject site consistent with present day conditions. The aerial photographs are included in Appendix A as Figures 3A-3G. The boundaries depicted on the photographs are for schematic purposes only and do not represent the actual boundaries of the site.

5.3 Sanborn Fire Insurance Maps

Sanborn Fire Insurance Maps were reviewed for the years 1886, 1898, 1917, 1942, 1951, 1956, 1957, 1971, 1978, 1989, 1990, 1991 and 2004. The maps depict the following:

1886, 1898, 1917 and 1942 maps: These maps show the site developed with multiple structures used as single and multi-family dwellings and as stores. Two roads transect the site; Irving Place and Cottage Place.

1951, 1956, 1957, 1978, 1989, 1990, 1991 and 2004 maps: These maps show the site developed with multiple apartment buildings and a dwelling located on the west side of the site consistent with present day conditions.

The 1971 map does not provide coverage of the site.

The Sanborn maps are included in Appendix A as Figures 4A-4M. Boundaries depicted on the maps are for schematic purposes only and do not represent the actual boundaries of the site.

5.4 Information From Local Official(s)

A Freedom of Information Law (FOIL) request was submitted to the City of Yonkers Clerk requesting documents from the following departments: Assessment, Building Department, Historian, Engineering, Fire Department and Clerk. At the time of this report a response had not been received from the City of Yonkers. If pertinent information is received, it will be forwarded upon receipt.

Property assessment records were reviewed on-line from ImageMate Online. The site use for parcel Cottage Place Gardens is noted as apartments on the on-line records. Historic property record cards indicate the site buildings were constructed in 1948.

According to the assessment records for the 172 Warburton Avenue parcel, the parcel is used as a three family residence. The dwelling is noted to date to 1900 with two porches dating to 1900 and a third dating to 1945. Public water and sewer are noted to be provided to the site along with natural gas and electricity. The following ownership information is provided for 172 Warburton Avenue:

1989 Luther Garrison

1996 Robert Udeagha

1996 The Money Store Empire Street

1997 TMS Mortgage, Inc.

1998 Lenders Realty Consultant

1999 Abdias Suero

2005 Kim Hanson

2006 Federal National Mortgage Association

2014 Moshe Rhein

5.5 Information From Health Department Official(s)

A FOIL request was submitted to the Westchester County Department of Health to determine if the Department of Health has records concerning soil or groundwater contamination for the subject site. At the time of this report a response had not been received from the Department of Health. If pertinent information is received, it will be forwarded upon receipt.

5.6 Information From Current or Former Property Owner(s)

Mr. Louis Gonzalez of the Municipal Housing Authority for the City of Yonkers (MHACY) was the site contact for this assessment and acted as a representative of the current property owner. Mr. Gonzalez was interviewed on the site at the time of the site visit and provided a tour of the site buildings and grounds. Mr. Gonzalez indicated there have been no changes since the March 2016 reports.

The current property owner representative was not aware of environmental liens or activity/land or use limitations for the site. Other information from Mr. Gonzalez is included in the appropriate sections of this report.

5.7 Information From the Site Manager

Mr. Gonzalez acted as the site manager.

5.8 Information from the Site Occupants

Tenants of Cottage Place Gardens were not interviewed as a function of this assessment as the tenants utilize the site for residential purposes only. The dwelling on the 172 Warburton Avenue parcel is not currently occupied.

Records of communication are included in Appendix D.

6.0 SITE RECONNAISSANCE

6.1 Conditions of the Reconnaissance

6.1.1 Site Contact(s)

Mr. Louis Gonzalez of MHACY was the site contact and was present during the site visit.

6.1.2 Date of Visit

The site reconnaissance was conducted on Tuesday, January 10, 2017 by Ms. Brittany Winslow of C.T. Male Associates. During the site visit the weather was approximately 20°F with overcast skies.

6.1.3 Areas Observed

The site and surrounding areas were observed from Warburton Avenue, Irving Place, Bishop William J Walls Place and the approximate site boundaries. The central areas of the site were traversed and the site buildings were entered. Photographs taken during the site visit are included in Appendix B.

6.1.4 Limiting Conditions

Snow covered the ground surface obstructing visual observations of the ground. Lack of lighting in the crawl spaces beneath the site buildings limited a clear view of these areas.

6.2 Polychlorinated Biphenyl-Containing (PCB)/Liquid Containing Equipment

One pole-mounted transformer was identified on the site along the south side of Irving Place. PCB related labeling was not identified on the transformer at the time of the site visit. The transformer did not appear to be leaking and grasses, asphalt and concrete beneath the transformer did not appear to be stained.

Hydraulic oil reservoirs are located in the trash compactor rooms in each of the apartment buildings. Elevators were identified in Buildings 4 and 5. The hydraulic units for the elevator motors were identified on the ground level within the apartment buildings. Oil type staining was not observed on the concrete floor surface beneath the reservoirs for the trash compactors or elevator motors.

6.3 Site Drainage

6.3.1 Site Catch Basins and Discharge Location(s)

Several catch basins were identified in grassy, concrete and asphalt covered areas throughout the site. The catch basins reportedly discharge to the City of Yonkers storm water sewer system. Staining was not observed in media surrounding the catch basins.

6.3.2 Site Surface Water Bodies/Areas

No surface water bodies were identified on the site during the site visit.

6.3.3 Building Floor Drains and Discharge Location(s)

Floor drains were observed in concrete flooring in the utility rooms, compactor rooms and hot water rooms located on the main floors within the apartment buildings, and in the boiler rooms in Building 12. The floor drains reportedly discharge to the City of Yonkers sanitary sewer system. A floor drain was observed in concrete flooring in the basement of the dwelling. The drain reportedly does not function. Floor drains observed during the site reconnaissance did not emit chemical and/or petroleum type odors and staining was not observed on flooring surrounding the floor drains.

6.3.4 Dry Wells and Sumps

No dry wells were identified on the site during the site visit. According to the site contact, no dry wells are located on the site.

A sump pump is located in the basement of the dwelling to evacuate water entering the basement during rain events. The sump pump is located near the floor drain. The water is reportedly pumped out of the basement and discharged to a municipal sanitary sewer cleanout pipe located at the southwest exterior of the building. Staining was not observed on asphalt surface at the exterior of the building where the water is discharged into the sanitary sewer cleanout pipe. Staining or sheens were not noted in or surrounding the sump pit at the time of the site visit.

6.4 Site Waste Profile

6.4.1 Solid Wastes/Waste Deposits (Piles/Pits/Landfills/Lagoons)

Household type refuse generated by the site tenants is temporarily stored in garbage compactors located in each of the site buildings. No other solid wastes were identified on the site during the site visit. According to the site contact, no other solid wastes are generated, stored or disposed of on the site.

No waste deposits were identified on the site during the site visit. The site contact was not aware of waste deposits being located on the site.

6.4.2 Sludges (Generation/Storage/Disposal)

No sludge wastes were identified on the site during the site visit. According to the site contact, no sludges are generated, stored or disposed of on the site.

6.4.3 Liquids (Generation/Storage/Disposal)

No liquid wastes were identified on the site during the site visit. According to the site contact, no liquid wastes are generated, stored or disposed of on the site.

6.4.4 Wastewater Discharge(s)

No wastewater discharges were identified on the site during the site visit. According to the site contact, no wastewater is generated on the site.

6.4.5 Waste Lagoons or Disposal Pits (Current and Historic)

No waste lagoons or disposal pits were identified on the site during the site visit. According to the site contact, no current or historic waste lagoons or disposal pits are located on the site.

6.4.6 On-site Septic Systems

No septic systems were identified on the site during the site visit. The site is reportedly connected to the City of Yonkers municipal sewer system.

6.4.7 Drums/Containers

55-gallons drum of boiler treatment solution and cleaning detergents were observed in the boiler room and maintenance shop in Building 12. The drums were not observed to be leaking and staining was not observed on surrounding flooring. Floor drains were not observed in the vicinity of the drums.

Containers of paints and gasoline were observed in a flammable storage cabinet located within the maintenance shop in Building 12. The containers ranged in size from less than one quart to five gallons. The containers were not observed to be leaking and staining was not observed.

A parts washer station was also identified within the boiler room in building 12. The parts washer station is reportedly no longer used. Evidence of leaking or staining was not identified around the parts washer station.

6.5 Underground Storage Tanks (USTs) and/or Above Ground Storage Tanks (ASTs)

Two (2) 20,000-gallon fuel oil USTs are located on the site adjacent to the east side of Building 12. The tanks were reportedly used to store fuel oil for the boilers up until the boilers were converted to natural gas over five years ago. The tanks have reportedly been emptied and the tanks have reportedly passed tank tightness testing. No other underground and aboveground tanks are reportedly located on the site. The site is reportedly not registered with the county.

A 275 gallon fuel oil AST is located in the basement of the dwelling on the 172 Warburton Avenue parcel. The tank did not appear to be leaking and staining was not observed on the concrete floor surface beneath tank.

6.6 Observed Evidence of Potential or Known Site Contamination

6.6.1 Evidence of Soil Contamination/Liquid Discharges

Evidence of soil contamination or liquid discharges was not identified on the site during the site visit. Stressed vegetation was not identified on the site during the site visit. The site contact was not aware of soil or groundwater contamination from either on-site or off-site sources.

6.6.2 Soil or Surface Disturbances

No soil or surface disturbances were identified on the site during the site visit.

7.0 FINDINGS, OPINION AND CONCLUSIONS

7.1 Findings

The majority site has consisted of a portion of a public housing apartment complex since its construction in the late 1940s. Prior to this time, the site was developed with multiple single and multi-family dwellings, stores and a garage since as early as 1886. The site building located on the 172 Warburton Avenue parcel is currently unoccupied and was last utilized as a three family dwelling. The building was constructed as early as 1886 and has been utilized as a private and multi-family dwelling since that time.

The site was not listed in the environmental database report. Several facilities were listed in the database report including 33 Ashburton Avenue Brownfields facility which adjoins the site to the south. Petroleum impacted groundwater that has migrated through the 33 Ashburton Avenue Brownfields facility from an off-site up-gradient source has impacted the subject site.

A 1917 historic Sanborn map identified a structure labeled as a "Garage" on southeastern portions of the site. Specific uses of the garage are not known.

One pole-mounted transformer was identified on the site along the south side of Irving Place. The transformer did not appear to be leaking and grasses, asphalt and concrete beneath the transformer did not appear to be stained.

Floor drains were observed in concrete flooring in the utility rooms, compactor rooms and hot water rooms located on the main floors within the apartment buildings, and in the boiler rooms in Building 12. The floor drains reportedly discharge to the City of Yonkers sanitary sewer system. A floor drain was observed in concrete flooring in the basement of the dwelling on the 172 Warburton Avenue parcel. The drain reportedly does not function. Floor drains observed during the site reconnaissance did not emit chemical and/or petroleum type odors and staining was not observed on flooring surrounding the floor drains.

55-gallons drum of boiler treatment solution and cleaning detergents were observed in the boiler room and maintenance shop in Building 12. The drums were not observed to be leaking and staining was not observed on surrounding flooring. Floor drains were not observed in the vicinity of the drums.

Containers of paints and gasoline were observed in a flammable storage cabinet located within the maintenance shop in Building 12. The containers ranged in size from less than one quart to five gallons. The containers were not observed to be leaking and staining was not observed.

A sump pump is located in the basement of the dwelling on the 172 Warburton Avenue parcel to evacuate water entering the basement during rain events. The sump pump is located near the floor drain. The water is reportedly pumped out of the basement and discharged to a municipal sanitary sewer cleanout pipe located at the southwest exterior of the building. Staining was not observed on asphalt surface at the exterior of the building where the water is discharged into the sanitary sewer cleanout pipe. Staining or sheens were not noted in or surrounding the sump pit at the time of the site visit.

Two (2) 20,000-gallon fuel oil USTs are located on the site adjacent to the east of Building 12. The tanks were reportedly used to store fuel oil for the boilers up until the boilers were converted to natural gas over five years ago. The tanks have reportedly been emptied out and have passed tank tightness testing. No other underground tanks are reportedly located on the site.

A 275 gallon fuel oil AST is located in the basement of the 172 Warburton Avenue building. The tank did not appear to be leaking and staining was not observed on the concrete floor surface beneath tank.

A Phase II ESA was conducted in February 2015 to evaluate subsurface conditions and the overall environmental quality of site soils and groundwater. The Phase II ESA involved the advancement of 8 soil borings on-site of which 7 were converted into monitoring wells to aid in the collection of soil and groundwater samples for subjective screening and laboratory analysis. The laboratory analysis found up to four (4) metals (copper, lead, mercury and zinc) were detected at concentrations exceeding Soil Cleanup Objectives (SCOs) for Unrestricted Use Sites promulgated in 6 NYCRR Part 375 SCOs in the soil samples collected from the site. Additionally, seven SVOCs were detected above SCOs in fill materials at the 2.5 to 5 foot depth interval at boring MW-K, which was advanced near the northeastern corner of Building 5. Twenty-one metals were detected above the laboratory's method detection limit with seven metals (Chromium, Iron, Lead, Magnesium, Manganese, Mercury and Sodium) detected above standards and guidance values in the groundwater samples. Three VOCs and three SVOCs were detected above the

laboratory's method detection limit with two VOCs and one SVOC detected above groundwater standards and guidance values.

7.2 Opinion

It is our opinion that the information and data collected during this Phase I ESA indicates the possible presence of hazardous substances or petroleum product within the site under conditions which indicate an existing release, past release or material threat of a release. This opinion is based on both on-site (historical use of a portion of the site as an unspecified garage and the presence of USTs) and offsite sources (33 Asburton Avenue Brownfields facility). Additionally, a Phase II ESA conducted at the site in 2015 identified concentrations of metals, SVOCs and VOCs above applicable regulatory criteria within site media.

7.3 Conclusions

C.T. Male Associates has completed a Phase I ESA for the Cottage Place Gardens Phases IV & V Site in general conformance with the scope and limitations of ASTM Practice E 1527. This assessment has revealed no evidence of recognized environmental conditions in connection with the property except for the following:

- Petroleum impacted soils and groundwater from the 33 Ashburton Avenue Brownfields facility have migrated onto the subject site.
- A 1917 historical Sanborn Map has identified a "Garage" structure on southeastern portion of the site.
- Two (2) out of service, 20,000 gallon underground fuel oil tanks are currently located within the site, adjacent to the east of Building 12.
- A Phase II ESA conducted in February 2015 found elevated levels of metals in on-site soils on-site as well as elevated concentrations of metals, SVOCs and VOCs in on-site groundwater.

7.4 Opinion Regarding Further Inquiry

Based on the findings of this ESA, further inquiry of the site is not recommended at this time. It is our understanding that the contaminated soils at the site will be addressed under the purview of the NYSDEC as it relates to its future inclusion in the Brownfield Cleanup Program. Further remedial investigations and actions will be completed pursuant to the Brownfield Cleanup Program.

8.0 DEVIATIONS AND ADDITIONAL SERVICES

Deletions or deviations from the ASTM E 1527-13, Standard Practice for Environmental Site Assessments: Phase I Environmental Site Assessment Process, are described in Section 1.0 of this report.

No additional services beyond the scope of ASTM E 1527-13, Standard Practice for Environmental Site Assessments: Phase I Environmental Site Assessment Process were completed in conjunction with this Phase I ESA.

9.0 SIGNATURES

We declare that, to the best of our professional knowledge and belief we meet the definition of Environmental Professional as defined in 312.21 of 40 CFR Part 312. And we have the specific qualifications based on education, training, and experience to assess a property of the nature, history, and setting of the subject property. We developed and performed the all appropriate inquiries in conformance with the standards and practices set forth in 40 CFR Part 312. Resumes are included in Appendix F.

Respectfully submitted,
C.T. MALE ASSOCIATES

Brittany Winslow
Environmental Scientist

Reviewed and Approved By:

Kirk Moline
Project Manager

CTMA Project No. 16.6666
January 19, 2017
K:\Projects\166666\Env\R CPG Phases 4&5 ESA.doc

10.0 REFERENCES

PEOPLE AND AGENCIES CONTACTED

- The Community Builders
- Mr. Louis Gonzalez, The Municipal Housing Authority for the City of Yonkers
- City of Yonkers Clerk
- City of Yonkers Historian
- City of Yonkers Building Department
- City of Yonkers Assessor's Office
- City of Yonkers Fire Department
- Westchester County Department of Health

DOCUMENTS REVIEWED

- Aerial Photographs of the Yonkers Quadrangle for the years: 1954, 1966, 1974, 1989 and 1994 courtesy of Environmental Data Resources, Inc. Aerial Photographs of the Yonkers Quadrangle for the years: 2005 and 2010 courtesy of Google Earth.
- Environmental FirstSearch™ Report provided by Environmental Data Resources, Inc.
- Fire Insurance Maps from the Sanborn Map Company Archives. Late 19th Century to 1990: New York University Publications of America. Bethesda, Maryland.
- On-line assessment records provided by Landmax Data Systems.
- Phase I Environmental Site Assessment Report – Cottage Place Gardens Phases IV & V Site, Prepared by C.T. Male, dated August 27, 2014.
- Phase I Environmental Site Assessment Report – Cottage Place Gardens Phases IV & V Site, Prepared by C.T. Male, dated March 18, 2016.
- Phase I Environmental Site Assessment Report – 172 Warburton Avenue Site, Prepared by C.T. Male, dated March 18, 2016.
- Phase II Environmental Site Assessment Report – Cottage Place Gardens Phases IV & V Site, Prepared by C.T. Male, dated February 24, 2015.
- United States Department of Agriculture, Natural Resource Conservation Service, Web Soil Survey.
- United States Geological Survey Topographic Map of the Yonkers, NY Quadrangle, 2016, 7.5 Minute Series.

EXHIBIT 5

2017 C.T. MALE PHASE I ESA OF 170 AND 174 WARBURTON AVENUE REPORT

(TEXT BODY)

January 17, 2017

Phase I
Environmental Site Assessment
170 and 174 Warburton Avenue Site
170 and 174 Warburton Avenue
City of Yonkers
Westchester County, New York

Prepared for:

THE COMMUNITY BUILDERS
28 East 28th Street, 9th Floor
New York, New York 10016

Prepared by:

C.T. MALE ASSOCIATES
50 Century Hill Drive
Latham, New York 12110
(518) 786-7400
FAX (518) 786-7299

C.T. Male Project No: 16.6665

Unauthorized alteration or addition to this document is a violation of the New York State Education Law.

© Copyright 2016
C.T. MALE ASSOCIATES ENGINEERING, SURVEYING, ARCHITECTURE & LANDSCAPE ARCHITECTURE, D.P.C.

PHASE I
ENVIRONMENTAL SITE ASSESSMENT REPORT
170 AND 174 WARBURTON AVENUE SITE

TABLE OF CONTENTS

Page

SUMMARY **1**

1.0 INTRODUCTION **2**
- 1.1 Purpose 2
- 1.2 Scope of Work 3
- 1.3 Significant Assumptions 3
- 1.4 Limitations and Exceptions of the Assessment 4
- 1.5 Special Terms and Conditions 4
- 1.6 Reliance 5

2.0 SITE DESCRIPTION **6**
- 2.1 Site Location 6
- 2.2 Property/Business Owner 6
- 2.3 Current and Former Site Uses 6
- 2.4 Total Site Area and Topographic Description 6
- 2.5 Site Geology 6
- 2.6 Site Buildings and Structures 6
- 2.7 Site Utilities 6
- 2.8 Roadways or Driveways on or Adjoining the Site 7
- 2.9 Surrounding Land Uses 7

3.0 USER PROVIDED INFORMATION **8**
- 3.1 Title Records 8
- 3.2 Environmental Liens or Activity and Use Limitations 8
- 3.3 Specialized Knowledge 8
- 3.4 Commonly Known or Reasonably Ascertainable Information 8
- 3.5 Degree of Obviousness of Contamination 9
- 3.6 Valuation Reduction for Environmental Issues 9
- 3.7 Reason for Performing Phase I 9
- 3.8 Other User Provided Information 9

PHASE I
ENVIRONMENTAL SITE ASSESSMENT REPORT
170 AND 174 WARBURTON AVENUE SITE

TABLE OF CONTENTS

Page

4.0 STANDARD ENVIRONMENTAL RECORD SOURCES 10

4.1 Federal National Priorities List (NPL) Facilities (Listed and De-Listed) 10
4.2 Federal Comprehensive Environmental Response, Compensation and Liability Act (CERCLA) Hazardous Waste Facility List 10
4.3 Federal Resource Conservation and Recovery Act (RCRA) Treatment, Storage and Disposal (TSD) Facilities List 10
4.4 Federal RCRA Generators List and Corrective Action List 10
4.5 Federal Emergency Response Notification System (ERNS) List 10
4.6 Federal Institutional Control and Engineering Control Registries 11
4.7 State/Tribal Hazardous Waste Facility List 11
4.8 State/Tribal Solid Waste Facility List 11
4.9 State Petroleum Bulk Storage (PBS) Tank and Chemical Bulk Storage (CBS) Facilities 11
4.10 State/Tribal Leaking Storage Tanks List 11
4.11 State/Tribal Institutional Control and Engineering Control Registries 12
4.12 State/Tribal Voluntary Cleanup Program (VCP) List 12
4.13 State/Tribal Brownfields List 12
4.14 Applicable State Lists 13

5.0 RECORDS REVIEW AND INTERVIEWS 14

5.1 Previous Environmental Site Assessments 14
5.2 Aerial Photographs 14
5.3 Sanborn Fire Insurance Maps 14
5.4 Information From Local Official(s) 15
5.5 Information From Health Department Official(s) 16
5.6 Information From Current or Former Property Owner(s) 16
5.7 Information From the Site Manager 16
5.8 Information from the Site Occupants 16

PHASE I
ENVIRONMENTAL SITE ASSESSMENT REPORT
170 AND 174 WARBURTON AVENUE SITE

TABLE OF CONTENTS

		Page
6.0	**SITE RECONNAISSANCE**	**17**
6.1	Conditions of the Reconnaissance	17
6.2	Polychlorinated Biphenyl-Containing (PCB)/Liquid Containing Equipment	17
6.3	Site Drainage	17
6.4	Site Waste Profile	18
6.5	Underground Storage Tanks (USTs) and/or Above Ground Storage Tanks (ASTs)	19
6.6	Observed Evidence of Potential or Known Site Contamination	19
7.0	**FINDINGS, OPINION AND CONCLUSIONS**	**20**
7.1	Findings	20
7.2	Opinion	20
7.3	Conclusions	20
7.4	Opinion Regarding Further Inquiry	21
8.0	**DEVIATIONS AND ADDITIONAL SERVICES**	**22**
9.0	**SIGNATURES**	**23**
10.0	**REFERENCES**	**24**

LIST OF APPENDICES

APPENDIX A: Figures/Maps
APPENDIX B: Site Visit Photographs
APPENDIX C: User Questionnaire
APPENDIX D: Records of Communication and Records Reviewed
APPENDIX E: Environmental Database Report
APPENDIX F: Qualifications

SUMMARY

C.T. Male Associates review of general property information, observation of adjacent properties, research of historical property information, including a review of environmental databases, and a site reconnaissance revealed the following with respect to Recognized Environmental Conditions (RECs), Historical Recognized Environmental Conditions (HRECs), and Controlled Environmental Conditions (CRECs):

	No Further Action	REC	HREC	CREC	Refer to Section
Property Operations	X				2.3
Neighboring Properties	X				2.10
User Provided Information	X				3.0
Regulatory Review - Site	X				4.0
Regulatory Review – Surrounding Properties		X			4.0
Historical Review	X				5.0
Liquid Containing Equipment	X				6.2
Site Drainage	X				6.3
Site Waste Profile	X				6.4
Underground Storage Tanks	X				6.5
Above Ground Storage Tanks	X				6.5
Stressed Vegetation, Staining and Odors	X				6.6

Notes/Recommendations: To understand the subject site and report, the complete report needs to be reviewed. The findings, opinion and conclusions with respect to the subject site are presented in Section 7.0.

1.0 INTRODUCTION

This report presents the findings of a Phase I Environmental Site Assessment (ESA) conducted by C.T. Male Associates Engineering, Surveying, Architecture & Landscape Architecture, D.P.C. (C.T. Male Associates) at the 170 and 174 Warburton Avenue Site which is located in the City of Yonkers, Westchester County, New York. The site assessment was performed at the request of Jesse Batus, of The Community Builders.

This site assessment has been performed in general conformance with the scope and limitations as outlined in ASTM E 1527-13, Standard Practice for Environmental Site Assessments: Phase I Environmental Site Assessment Process, and in accordance with our proposal dated August 10, 2016.

1.1 Purpose

The purpose of this Phase I ESA was to reasonably identify RECs on the property. A REC is defined as the presence or likely presence of hazardous substances or petroleum products in, on, or at a property: (1) due to any release to the environment; (2) under conditions indicative of a release to the environment; or (3) under conditions that pose a material threat of a future release to the environment. *De minimis*[1] conditions are not RECs. A Historical Recognized Environmental Condition (HREC) is a past release of any hazardous substances or petroleum products that has occurred in connection with the property and has been addressed to the satisfaction of the applicable regulatory authority or meeting unrestricted residential use criteria. A Controlled Recognized Environmental Condition (CREC) is a REC resulting from a past release of hazardous substances or petroleum products that has been addressed to the satisfaction of the applicable regulatory authority, with hazardous substances or petroleum products allowed to remain in place subject to the implementation of required controls.

A finding of no RECs is not a warranty or guarantee that the site remains free from contamination. The purpose of this report is not intended to include *de minimis* conditions. This report is also not intended to serve as a compliance assessment of the subject property. This environmental site assessment is designed to reduce, but

[1] Conditions that generally do not present a threat to human health or the environment and that generally would not be the subject of an enforcement action if brought to the attention of appropriate governmental agencies.

not eliminate, uncertainty regarding the potential for RECs in connection with the property, within reasonable limits of time and cost.

1.2 Scope of Work

This Phase I ESA consisted of the following scope of work:

- A site reconnaissance, including a walkthrough of the site grounds, to identify areas of potential environmental concern;
- Interviews with site representatives knowledgeable of current and former site operations;
- Review of municipal property records and information provided by local government agencies;
- Review of historical information and documents;
- Review of federal and state agency database information for the subject property and neighboring properties to identify potential concerns that could adversely affect the environmental condition of the property; and
- Preparation of a report documenting the findings of the environmental site assessment.

1.3 Significant Assumptions

The following assumptions are made by C.T. Male Associates in this report. C.T. Male Associates relied on information derived from secondary sources including governmental agencies, the client, designated representatives of the client, property owner contact, computer databases and personal interviews. Except as set forth in this report, C.T. Male Associates has made no independent investigation as to the accuracy and completeness of the information derived from secondary sources, and has assumed that such information is accurate and complete. C.T. Male Associates assumes information provided by or obtained from governmental agencies including information obtained from government websites is accurate and complete. Groundwater flow, unless otherwise specified by other data and information, is assumed based on land surface contours depicted on the United States Geological Survey topographic maps. C.T. Male Associates assumes the property has been correctly and accurately identified by the client and property owner contact.

1.4 Limitations and Exceptions of the Assessment

The information presented in this report is limited to the investigation conducted as described in the referenced ASTM guidelines for conducting environmental site assessments, and is not necessarily all inclusive of conditions present at the subject site. Due to inherent limits of time and cost, uncertainty about site conditions remains. The findings, opinion and conclusions stated in this report are based on the data and information provided, and observations and conditions that existed on the date and time of the site visit. Specific limitations included the following:

- Access Limitations: None
- Physical Obstructions to Observations: Snow covered the ground surface obstructing visual observations of the ground.
- Outstanding Information Requests: City of Yonkers, Westchester County Department of Health
- Historical Data Source Failure: None
- Other: The information presented in the report is based on information gathered in accordance with the Scope of Services defined in Section 1 of this report. Information provided by site contacts and local, State and County officials known to be responsible for regulating and enforcing site area environmental conditions was utilized in assessing the environmental conditions at the site. The accuracy of conclusions drawn from this assessment is therefore dependent upon the accuracy of the information provided.

1.5 Special Terms and Conditions

This Phase I ESA was prepared in accordance with the stated and agreed upon Scope of Work. No special terms and conditions are applicable to this assessment. This site assessment did not include a review of non-scope issues as identified by ASTM E 1527 including asbestos containing materials, radon, lead in drinking water, lead based paint, wetlands, regulatory compliance, industrial hygiene, health & safety, ecological resources, endangered species, indoor air quality, mold and cultural & historic resources.

1.6 Reliance

This Phase I ESA has been prepared for the sole use of The Community Builders. This Phase I ESA cannot be relied upon by other parties without the express written consent of C.T. Male Associates and The Community Builders.

2.0 SITE DESCRIPTION

2.1 Site Location

The subject site is located at 170 and 174 Warburton Avenue in the City of Yonkers, Westchester County, New York. The subject site was identified on the City of Yonkers tax maps as being within the parcel with tax map number section 2, block 2094, lots 55 and 58. A site location map is included in Appendix A as Figure 1. A map showing the site property boundaries is included in Appendix A as Figure 2.

2.2 Property/Business Owner

According to assessment records, the current property owner is the City of Yonkers.

2.3 Current and Former Site Uses

The site is currently vacant land. The site was formerly utilized as dwellings and stores since at least 1886. A dwelling formerly located on parcel 2-2094-55 (170 Warburton Avenue) was demolished in 1981 and the building formerly located on parcel 2-2094-58 (172 Warburton Avenue) was demolished in 2001.

2.4 Total Site Area and Topographic Description

The subject site incorporates approximately 0.16 acres of land. According to the United States Geological Survey (USGS) Topographic Map, the subject site lies at approximately 50 to 60 feet above Mean Sea Level. Generally, the site slopes moderately from the east down to the west.

2.5 Site Geology

Soils are mapped by the United States Department of Agriculture Web Soil Survey as Urban land.

2.6 Site Buildings and Structures

No buildings or structures are currently located on the site.

2.7 Site Utilities

No utilities currently service the site. Electricity and natural gas are supplied to the site area by Con Edison. Municipal water and sewer service are provided to the site area by the City of Yonkers.

2.8 Roadways or Driveways on or Adjoining the Site

The site is bound to the west by Warburton Avenue and Parcel 2-2094-58 (174 Warburton Avenue) is bound to the north by Irving Place. No parking areas or driveways are located within the site.

2.9 Surrounding Land Uses

The surrounding land uses, as identified during the site visit, are described as follows:

North - Irving Place lies to the north of the site followed by a vacant auto repair facility.

West - Warburton Avenue lies to the west of the site followed by a residential building, vacant lot, Jeremy's Grocery Deli Corp, Western Union and a vacant commercial space.

East - The Cottage Gardens Public Housing Complex lies to the east of the site.

South - An apartment high rise lies to the south of the site.

A residential building is located between the two site parcels.

3.0 USER PROVIDED INFORMATION

The user (Jesse Batus representing The Community Builders) was provided a "user questionnaire" along with the proposed scope of services. The user returned a completed questionnaire which is included in Appendix C.

Note: In order to qualify for one of the Landowner Liability Protections offered by the Small Business Liability Relief and Brownfields Revitalization Act of 2001, (the "Brownfields Amendments"), the user must provide the information outlined in this section. Failure to provide this information could result in a determination that "all appropriate inquiry" is not complete.

3.1 Title Records

A chain of title or other title records were not provided by the user for review at the time of this report.

3.2 Environmental Liens or Activity and Use Limitations

According to the response to the user questionnaire, the user is not aware of environmental liens or activity or use limitations for the site.

It is recommended that the user engage a title company or title professional to undertake a review of reasonably ascertainable recorded land title records and lien records for environmental liens or activity and use limitations recorded against or related to the property to satisfy Sections 3.1 and 3.2 of this report.

3.3 Specialized Knowledge

According to the response to the user questionnaire, the user has specialized knowledge of the site. The user is reportedly a real estate developer engaged in a comprehensive redevelopment of the property and surrounding neighborhood.

3.4 Commonly Known or Reasonably Ascertainable Information

According to the response to the user questionnaire, the user does not have knowledge of commonly known or reasonably ascertainable information concerning the site.

3.5 Degree of Obviousness of Contamination

According to the response in the user questionnaire, the user does not have knowledge of obvious indicators that point to the presence or likely presence of contamination at the property.

3.6 Valuation Reduction for Environmental Issues

Not applicable – this ESA is not being prepared pursuant to the sale of the property.

3.7 Reason for Performing Phase I

The Phase I ESA is being performed related to financing and redevelopment of the site.

3.8 Other User Provided Information

The user did not provide any other additional information concerning the environmental conditions relative to the site.

4.0 STANDARD ENVIRONMENTAL RECORD SOURCES

Federal and state environmental databases were reviewed in accordance with ASTM E-1527 Standards to determine if the site or nearby surrounding properties are listed on these databases. The databases were searched for the areas within the ASTM recommended search distance, unless otherwise noted. Reviewed databases are listed below. A copy of the database report is included in Appendix E.

4.1 Federal National Priorities List (NPL) Facilities (Listed and De-Listed)

The subject site was not listed as a NPL hazardous waste facility. One NPL facility was listed within one mile of the subject site, it being the Hudson River PCBs. Based on the nature of this facility, impacts to the quality of soils or groundwater are not anticipated at the subject site as a result of this facility.

4.2 Federal Comprehensive Environmental Response, Compensation and Liability Act (CERCLA) Hazardous Waste Facility List

The subject site was not listed as a CERCLA hazardous waste facility. In addition to the Hudson River PCBs, one CERCLA hazardous waste facility was listed within ½ mile of the subject site. The facility is the Patclin Chemical Company, 66 Alexander Street, located approximately ¼ mile west-southwest of the site. Based on area topography, this facility does not appear to be located hydraulically up-gradient relative to the subject site.

4.3 Federal Resource Conservation and Recovery Act (RCRA) Treatment, Storage and Disposal (TSD) Facilities List

The subject site was not listed as a RCRA TSD facility. No RCRA TSD facilities were listed within ½ mile of the subject site.

4.4 Federal RCRA Generators List and Corrective Action List

The subject site was not listed on the RCRA generator list. No immediately adjoining properties were listed as RCRA generator facilities.

The subject site was not listed as a RCRA Corrective Action facility. No RCRA Corrective Action facilities were listed within one mile of the subject site.

4.5 Federal Emergency Response Notification System (ERNS) List

The subject site was not listed on the ERNS list.

4.6 Federal Institutional Control and Engineering Control Registries

The subject site was not listed on the Federal Institutional Control or Engineering Control registries.

4.7 State/Tribal Hazardous Waste Facility List

The subject site was not listed as a State or Tribal hazardous waste facility. One State hazardous waste facility was listed within one mile of the subject site. The facility is Bicc Cables, 1 Point Street, located 4/10 miles north of the site. Based on area topography, this facility does not appear to be located hydraulically up-gradient relative to the subject site.

4.8 State/Tribal Solid Waste Facility List

The subject site was not listed on the State or Tribal solid waste facility list. One State listed solid waste facility was listed within ½ mile of the subject site. The facility is Danny's Towing, 98-100 Warburton Avenue, located approximately ¼ mile south of the site. Based on area topography, this facility does not appear to be located hydraulically up-gradient relative to the subject site.

4.9 State Petroleum Bulk Storage (PBS) Tank and Chemical Bulk Storage (CBS) Facilities

The site was not listed on the State PBS or CBS facilities list.

One immediately adjoining property was listed on the State PBS facilities list. The facility is Semenez Sir Station, 178 Warburton Avenue, adjoining the site to the north. The database report indicates that 11 underground tanks were closed by removal at this facility. The tanks ranged in capacity from 750 to 3,000 gallons. Based on area topography, this facility appears to be located hydraulically cross-gradient relative to the subject site.

4.10 State/Tribal Leaking Storage Tanks List

The site was not listed on the State or Tribal leaking storage tank list. Eighty-eight (88) leaking storage tank incidents were listed within ½ mile of the site. The leaking tank incidents are listed as closed except Spill No. 1511010, Church-TTF, 5 Manor House Square, mapped 0.38 miles south-southwest of the site. Based on area topography, this facility does not appear to be located hydraulically up-gradient relative to the subject site.

4.11 State/Tribal Institutional Control and Engineering Control Registries

The subject site was not listed on State or Tribal Institutional Control or Engineering Control registries.

4.12 State/Tribal Voluntary Cleanup Program (VCP) List

The site was not listed on the state or tribal VCP list. Five VCP facilities and three Environmental Restoration Program (ERP) facilities were listed within ½ mile of the site. Based on area topography, these facilities do not appear to be located hydraulically up-gradient relative to the subject site.

4.13 State/Tribal Brownfields List

The site was not listed on the State or Tribal Brownfields list. Twenty-three Brownfields facilities were listed within ½ mile of the subject site. The following Brownfields facilities are mapped within 1/10 mile of the subject site:

- The 188 Warburton Avenue facility is located approximately 250 feet north of the site. This facility was issued a Certificate of Completion in December 2015 and has been redeveloped. The facility is considered hydraulically cross-gradient of the site with respect to inferred groundwater flow direction.
- The Cottage Place Gardens Phase 3 facility located approximately 200 feet northeast of the site. According to the database report, information submitted with the Brownfield Cleanup Program application regarding the environmental condition of the site is under review.
- The 33 Ashburton Avenue facility is located approximately 300 feet east of the site. The 33 Ashburton Avenue facility received a Certificate of Completion from NYSDEC in 2013. During the course of the remedial activities, it was discovered that petroleum impacted soils and groundwater were present at the northern property boundary of the 33 Ashburton Avenue facility and that these contaminants may have migrated onto the Cottage Gardens facility adjoining the subject site to the east. The source of the petroleum contamination on the 33 Ashburton Avenue facility was determined to be from an off-site former gasoline station located immediately east of the 33 Ashburton Avenue facility. Contaminants extending beyond the 33 Ashburton Avenue boundaries were not remediated as a function of the brownfields cleanup.

4.14 Applicable State Lists

The New York State Department of Environmental Conservation (NYSDEC) spills database was reviewed to determine if spills have occurred at the subject site or adjoining parcels. No spills were listed for the subject site or the immediately adjoining properties.

5.0 RECORDS REVIEW AND INTERVIEWS

5.1 Previous Environmental Site Assessments

No previous environmental site assessments are reported to have been conducted for the subject site.

5.2 Aerial Photographs

Aerial photographs were reviewed for the years 2005 and 2010 from Google Earth and for the years 1954, 1966, 1974, 1989 and 1994 as provided by Environmental Data Resources (EDR). The 1954 and 1996 photographs depict a structure on each of the parcels. The site appears to be vacant land on the 2005 and 2010 photos. Due to poor photo resolution, site features could not be determined on the 1974, 1989 and 1994 aerial photos. The aerial photographs are included in Appendix A as Figures 3A-3G. The boundaries depicted on the photographs are for schematic purposes only and do not represent the actual boundaries of the site.

5.3 Sanborn Fire Insurance Maps

Sanborn Fire Insurance Maps were reviewed for the years 1886, 1898, 1917, 1942, 1951, 1956, 1957, 1971, 1978, 1989, 1990, 1991 and 2004. The maps depict the following:

1886 and 1898: A dwelling is depicted in the central portion of each parcel.

1917: A dwelling is located on the southern parcel (170 Warburton Avenue). Two stores are depicted on the west side of the northern parcel (174 Warburton Avenue) and a store is depicted on the northeast side of the parcel. Additionally the northern parcel has two centrally located buildings and a building on the east side of the parcel; however, the labeling is illegible.

1942: The locations of the buildings are consistent with the 1917 map; however the buildings are unlabeled.

1951, 1956 and 1957: A dwelling is located on the southern parcel. Two stores are depicted on the west side of the northern parcel and two stores are depicted on the east side of the parcel. Additionally a dwelling is depicted in the central portion of the northern parcel.

1971: The 1971 map does not extend coverage to the subject site.

1978: A dwelling is located on the southern parcel. A store and a restaurant are depicted on the west side of the northern parcel and a dwelling is depicted on the east side of the parcel. Additionally a dwelling is depicted in the central portion of the parcel.

1989, 1990 and 1991: No buildings or structures are depicted on the southern parcel. A centrally located residential building is located on the northern parcel with a dwelling to the east. A structure is located along Warburton Ave however the labeling is illegible.

2004: No buildings or structures are depicted on the site.

The Sanborn maps are included in Appendix A as Figures 4A-4M. The boundaries depicted on the maps are for schematic purposes only and do not represent the actual boundaries of the site.

5.4 Information From Local Official(s)

A Freedom of Information Law (FOIL) request was submitted to the City of Yonkers Clerk requesting documents from the following departments: Assessment, Building Department, Historian, Engineering, Fire Department and Clerk. At the time of this report a response had not been received from the City of Yonkers. If pertinent information is received, it will be forwarded upon receipt.

Property assessment records were reviewed on-line from ImageMate Online. The site is classified as vacant commercial. Utility information is not listed for the site. A property record card for 170 Warburton Avenue indicates a residential building located on site was demolished in 1981. A property record card for 174 Warburton Avenue indicates the building was formerly occupied by stores and a dwelling and was demolished in 2001. The following ownership information for 174 Warburton was provided:

Grantor	Year
W. Cevalles & E. Zaremski	1984
Lan Lim Realty	1984
C.L. Chambers	2014

5.5 Information From Health Department Official(s)

A FOIL request was submitted to the Westchester County Department of Health to determine if the Department of Health has records concerning soil or groundwater contamination for the subject site. At the time of this report a response had not been received from the Department of Health. If pertinent information is received, it will be forwarded upon receipt.

5.6 Information From Current or Former Property Owner(s)

Mr. Louis Gonzalez, a maintenance worker for Municipal Housing Authority for the City of Yonkers (MHACY), was the site contact for this assessment and acted as a representative of the current property owner. Mr. Gonzalez was interviewed on the site at the time of the site visit and provided a tour of the site buildings and grounds.

The current property owner representative was not aware of environmental liens or activity/land or use limitations for the site. Other information from Mr. Gonzalez is included in the appropriate sections of this report.

5.7 Information From the Site Manager

Mr. Gonzalez acted as the site manager.

5.8 Information from the Site Occupants

The site is not currently occupied.

Records of communication are included in Appendix D.

6.0 SITE RECONNAISSANCE

6.1 Conditions of the Reconnaissance

6.1.1 Site Contact(s)

Mr. Louis Gonzalez of MHACY was the site contact and was present during the site visit.

6.1.2 Date of Visit

The site reconnaissance was conducted on Tuesday, January 10, 2017 by Ms. Brittany Winslow of C.T. Male Associates. During the site visit the weather was approximately 20°F with overcast skies.

6.1.3 Areas Observed

The site and surrounding areas were observed from Warburton Avenue, Irving Place and the approximate site boundaries. The central areas of the site were traversed. Photographs taken during the site visit are included in Appendix B.

6.1.4 Limiting Conditions

Snow covered the ground surface obstructing visual observations of the ground.

6.2 Polychlorinated Biphenyl-Containing (PCB)/Liquid Containing Equipment

No transformers, capacitors or hydraulic lifts were identified on the site during the site visit.

6.3 Site Drainage

6.3.1 Site Catch Basins and Discharge Location(s)

No catch basins were identified on the site during the site visit.

6.3.2 Site Surface Water Bodies/Areas

No surface water bodies were identified on the site during the site visit.

6.3.3 Building Floor Drains and Discharge Location(s)

Not applicable- no buildings or structures are present on the site.

6.3.4 Dry Wells and Sumps

No dry wells or sumps were identified on the site during the site visit. According to the site contact, no dry wells or sumps are located on the site.

6.4 Site Waste Profile

6.4.1 Solid Wastes/Waste Deposits (Piles/Pits/Landfills/Lagoons)

No solid wastes were identified on the site during the site visit. According to the site contact, no solid wastes are generated, stored or disposed of on the site.

No waste deposits were identified on the site during the site visit. The site contact was not aware of waste deposits being located on the site.

6.4.2 Sludges (Generation/Storage/Disposal)

No sludge wastes were identified on the site during the site visit. According to the site contact, no sludges are generated, stored or disposed of on the site.

6.4.3 Liquids (Generation/Storage/Disposal)

No liquid wastes were identified on the site during the site visit. According to the site contact, no liquid wastes are generated, stored or disposed of on the site.

6.4.4 Wastewater Discharge(s)

No wastewater discharges were identified on the site during the site visit. According to the site contact, no wastewater is generated on the site.

6.4.5 Waste Lagoons or Disposal Pits (Current and Historic)

No waste lagoons or disposal pits were identified on the site during the site visit. According to the site contact, no current or historic waste lagoons or disposal pits are located on the site.

6.4.6 On-site Septic Systems

No septic systems were identified on the site during the site visit. The site area is reportedly connected to the City of Yonkers municipal sewer system.

6.4.7 Drums/Containers

No drums of waste were identified on the site during the site visit. According to the site contact, no drums of waste are stored on the site.

6.5 Underground Storage Tanks (USTs) and/or Above Ground Storage Tanks (ASTs)

No underground or above ground storage tanks were identified on the site during the site visit. According to the site contact, no tanks are or have been located on the site.

6.6 Observed Evidence of Potential or Known Site Contamination

6.6.1 Evidence of Soil Contamination/Liquid Discharges

Evidence of soil contamination or liquid discharges was not identified on the site during the site visit. Stressed vegetation was not identified on the site during the site visit. The site contact was not aware of soil or groundwater contamination from either on-site or off-site sources.

6.6.2 Soil or Surface Disturbances

No soil or surface disturbances were identified on the site during the site visit.

7.0 FINDINGS, OPINION AND CONCLUSIONS

7.1 Findings

The site is currently vacant land. The site was formerly utilized for residential purposes and stores since at least 1886. A dwelling formerly located at 170 Warburton Avenue was demolished in 1981 and the building formerly located at 172 Warburton Avenue was demolished in 2001.

The site was not listed in the environmental database report. Several facilities were listed within the environmental database report within the specified search radii, including the 33 Ashburton Avenue Brownfields site. Petroleum impacted groundwater that has migrated through the 33 Ashburton Avenue Brownfields facility from an off-site up-gradient source has impacted the subject site's northern adjoining Cottage Place Gardens apartment complex, which is located hydraulically up-gradient relative to the subject site with respect to inferred groundwater flow direction.

7.2 Opinion

It is our opinion that the information and data collected during this Phase I ESA indicates the possible presence of hazardous substances or petroleum product within the site under conditions which indicate an existing release, past release or material threat of a release. This opinion is based on the presence of an off-site up-gradient source.

7.3 Conclusions

C.T. Male Associates has completed a Phase I ESA for the 170 and 174 Warburton Avenue Site in general conformance with the scope and limitations of ASTM Practice E 1527. This assessment has revealed no evidence of recognized environmental conditions in connection with the property except for the following:

Petroleum impacted soils and groundwater from the 33 Ashburton Avenue Brownfields site have migrated onto the subject site's eastern adjoining Cottage Place Gardens apartment complex, which is located hydraulically up-gradient of the subject site with respect to inferred groundwater flow direction. There is potential for the contaminants to migrate onto the subject site parcels.

7.4 Opinion Regarding Further Inquiry

Based on the findings of this ESA, further inquiry would be necessary to determine if there have been impacts to the quality of soils or groundwater at the site. A subsurface investigation, including the collection of soil and groundwater samples for subjective and laboratory analysis is recommended.

8.0 DEVIATIONS AND ADDITIONAL SERVICES

Deletions or deviations from the ASTM E 1527-13, Standard Practice for Environmental Site Assessments: Phase I Environmental Site Assessment Process, are described in Section 1.0 of this report.

No additional services beyond the scope of ASTM E 1527-13, Standard Practice for Environmental Site Assessments: Phase I Environmental Site Assessment Process were completed in conjunction with this Phase I ESA.

9.0 SIGNATURES

We declare that, to the best of our professional knowledge and belief we meet the definition of Environmental Professional as defined in 312.21 of 40 CFR Part 312. And we have the specific qualifications based on education, training, and experience to assess a property of the nature, history, and setting of the subject property. We developed and performed the all appropriate inquiries in conformance with the standards and practices set forth in 40 CFR Part 312. Resumes are included in Appendix F.

Respectfully submitted,
C.T. MALE ASSOCIATES

Brittany Winslow
Environmental Scientist

Reviewed and Approved By:

Kirk Moline
Project Manager

CTMA Project No. 16.6665
January 16, 2017
K:\Projects\166665\Env\R 170 and 174 Warburton ESA.doc

10.0 REFERENCES

PEOPLE AND AGENCIES CONTACTED

- The Community Builders
- Mr. Louis Gonzalez, The Municipal Housing Authority for the City of Yonkers
- City of Yonkers Clerk, Ms. Joan Deierlein
- City of Yonkers Historian
- City of Yonkers Building Department
- City of Yonkers Assessor's Office
- City of Yonkers Fire Department
- Westchester County Department of Health

DOCUMENTS REVIEWED

- Aerial Photographs of the Yonkers Quadrangle for the years: 1954, 1966, 1974, 1989 and 1994 courtesy of Environmental Data Resources, Inc. Aerial Photographs of the Yonkers Quadrangle for the years: 2005 and 2010 courtesy of Google Earth.
- Environmental FirstSearch™ Report provided by Environmental Data Resources, Inc.
- Fire Insurance Maps from the Sanborn Map Company Archives. Late 19th Century to 1990: New York University Publications of America. Bethesda, Maryland.
- On-line assessment records provided by ImageMate Online.
- United States Department of Agriculture, Natural Resource Conservation Service, Web Soil Survey.
- United States Geological Survey Topographic Map of the Yonkers, NY Quadrangle, 2016, 7.5 Minute Series.

ANALYTICAL REPORT

Lab Number:	L1640986
Client:	C.T. Male Associates 50 Century Hill Drive Latham, NY 12110
ATTN:	Steve Bieber
Phone:	(518) 786-7400
Project Name:	CPG YONKERS NY
Project Number:	Not Specified
Report Date:	12/22/16

The original project report/data package is held by Alpha Analytical. This report/data package is paginated and should be reproduced only in its entirety. Alpha Analytical holds no responsibility for results and/or data that are not consistent with the original.

Certifications & Approvals: MA (M-MA086), NY (11148), CT (PH-0574), NH (2003), NJ NELAP (MA935), RI (LAO00065), ME (MA00086), PA (68-03671), VA (460195), MD (348), IL (200077), NC (666), TX (T104704476), DOD (L2217), USDA (Permit #P-330-11-00240).

Eight Walkup Drive, Westborough, MA 01581-1019
508-898-9220 (Fax) 508-898-9193 800-624-9220 - www.alphalab.com

Project Name: CPG YONKERS NY
Project Number: Not Specified

Lab Number: L1640986
Report Date: 12/22/16

Alpha Sample ID	Client ID	Matrix	Sample Location	Collection Date/Time	Receive Date
L1640986-01	B-12, S3, 4-6'	SOIL	Not Specified	12/15/16 11:40	12/15/16
L1640986-02	B-10, S2, 3-4'	SOIL	Not Specified	12/15/16 15:10	12/15/16

Project Name: CPG YONKERS NY
Project Number: Not Specified
Lab Number: L1640986
Report Date: 12/22/16

Case Narrative

The samples were received in accordance with the Chain of Custody and no significant deviations were encountered during the preparation or analysis unless otherwise noted. Sample Receipt, Container Information, and the Chain of Custody are located at the back of the report.

Results contained within this report relate only to the samples submitted under this Alpha Lab Number and meet NELAP requirements for all NELAP accredited parameters unless otherwise noted in the following narrative. The data presented in this report is organized by parameter (i.e. VOC, SVOC, etc.). Sample specific Quality Control data (i.e. Surrogate Spike Recovery) is reported at the end of the target analyte list for each individual sample, followed by the Laboratory Batch Quality Control at the end of each parameter. Tentatively Identified Compounds (TICs), if requested, are reported for compounds identified to be present and are not part of the method/program Target Compound List, even if only a subset of the TCL are being reported. If a sample was re-analyzed or re-extracted due to a required quality control corrective action and if both sets of data are reported, the Laboratory ID of the re-analysis or re-extraction is designated with an "R" or "RE", respectively. When multiple Batch Quality Control elements are reported (e.g. more than one LCS), the associated samples for each element are noted in the grey shaded header line of each data table. Any Laboratory Batch, Sample Specific % recovery or RPD value that is outside the listed Acceptance Criteria is bolded in the report. All specific QC information is also incorporated in the Data Usability format of our Data Merger tool where it can be reviewed along with any associated usability implications. Soil/sediments, solids and tissues are reported on a dry weight basis unless otherwise noted. Definitions of all data qualifiers and acronyms used in this report are provided in the Glossary located at the back of the report.

In reference to questions H (CAM) or 4 (RCP) when "NO" is checked, the performance criteria for CAM and RCP methods allow for some quality control failures to occur and still be within method compliance. In these instances the specific failure is not narrated but noted in the associated QC table. The information is also incorporated in the Data Usability format of our Data Merger tool where it can be reviewed along with any associated usability implications.

Please see the associated ADEx data file for a comparison of laboratory reporting limits that were achieved with the regulatory Numerical Standards requested on the Chain of Custody.

HOLD POLICY
For samples submitted on hold, Alpha's policy is to hold samples (with the exception of Air canisters) free of charge for 21 calendar days from the date the project is completed. After 21 calendar days, we will dispose of all samples submitted including those put on hold unless you have contacted your Client Service Representative and made arrangements for Alpha to continue to hold the samples. Air canisters will be disposed after 3 business days from the date the project is completed.

Please contact Client Services at 800-624-9220 with any questions.

Project Name:	CPG YONKERS NY	**Lab Number:**	L1640986
Project Number:	Not Specified	**Report Date:**	12/22/16

Case Narrative (continued)

Report Submission

All non-detect (ND) or estimated concentrations (J-qualified) have been quantitated to the limit noted in the MDL column.

Sample Receipt

The samples were received at the laboratory below the required temperature range. The samples were transported to the laboratory in a cooler with ice but were not frozen upon receipt.

Metals

L1640986-01 and -02: The sample has elevated detection limits for all elements, with the exception of mercury, due to the dilution required by matrix interferences encountered during analysis.

Cyanide, Total

The WG962267-3 LCSD recovery (46%), associated with L1640986-01, is below our in-house acceptance criteria, but within the vendor-certified acceptance limits. The results of the original analyses are reported. The WG962267-2/-3 LCS/LCSD RPD (86%), associated with L1640986-01, are above the acceptance criteria.

I, the undersigned, attest under the pains and penalties of perjury that, to the best of my knowledge and belief and based upon my personal inquiry of those responsible for providing the information contained in this analytical report, such information is accurate and complete. This certificate of analysis is not complete unless this page accompanies any and all pages of this report.

Authorized Signature: Melissa Cripps

Title: Technical Director/Representative

Date: 12/22/16

ORGANICS

VOLATILES

Project Name: CPG YONKERS NY
Project Number: Not Specified
Lab Number: L1640986
Report Date: 12/22/16

SAMPLE RESULTS

Lab ID: L1640986-01
Client ID: B-12, S3, 4-6'
Sample Location: Not Specified
Matrix: Soil
Analytical Method: 1,8260C
Analytical Date: 12/20/16 15:29
Analyst: JC
Percent Solids: 86%

Date Collected: 12/15/16 11:40
Date Received: 12/15/16
Field Prep: Not Specified

Parameter	Result	Qualifier	Units	RL	MDL	Dilution Factor
Volatile Organics by 8260/5035 - Westborough Lab						
Methylene chloride	ND		ug/kg	8.6	0.95	1
1,1-Dichloroethane	ND		ug/kg	1.3	0.07	1
Chloroform	ND		ug/kg	1.3	0.32	1
Carbon tetrachloride	ND		ug/kg	0.86	0.18	1
1,2-Dichloropropane	ND		ug/kg	3.0	0.20	1
Dibromochloromethane	ND		ug/kg	0.86	0.13	1
1,1,2-Trichloroethane	ND		ug/kg	1.3	0.26	1
Tetrachloroethene	0.18	J	ug/kg	0.86	0.12	1
Chlorobenzene	ND		ug/kg	0.86	0.30	1
Trichlorofluoromethane	ND		ug/kg	4.3	0.33	1
1,2-Dichloroethane	ND		ug/kg	0.86	0.10	1
1,1,1-Trichloroethane	ND		ug/kg	0.86	0.10	1
Bromodichloromethane	ND		ug/kg	0.86	0.15	1
trans-1,3-Dichloropropene	ND		ug/kg	0.86	0.10	1
cis-1,3-Dichloropropene	ND		ug/kg	0.86	0.10	1
Bromoform	ND		ug/kg	3.4	0.20	1
1,1,2,2-Tetrachloroethane	ND		ug/kg	0.86	0.09	1
Benzene	0.58	J	ug/kg	0.86	0.10	1
Toluene	1.9		ug/kg	1.3	0.17	1
Ethylbenzene	0.17	J	ug/kg	0.86	0.11	1
Chloromethane	ND		ug/kg	4.3	0.25	1
Bromomethane	ND		ug/kg	1.7	0.29	1
Vinyl chloride	ND		ug/kg	1.7	0.10	1
Chloroethane	ND		ug/kg	1.7	0.27	1
1,1-Dichloroethene	ND		ug/kg	0.86	0.22	1
trans-1,2-Dichloroethene	ND		ug/kg	1.3	0.18	1
Trichloroethene	ND		ug/kg	0.86	0.11	1
1,2-Dichlorobenzene	ND		ug/kg	4.3	0.13	1
1,3-Dichlorobenzene	ND		ug/kg	4.3	0.12	1
1,4-Dichlorobenzene	ND		ug/kg	4.3	0.12	1

Project Name: CPG YONKERS NY **Lab Number:** L1640986

Project Number: Not Specified **Report Date:** 12/22/16

SAMPLE RESULTS

Lab ID: L1640986-01 Date Collected: 12/15/16 11:40

Client ID: B-12, S3, 4-6' Date Received: 12/15/16

Sample Location: Not Specified Field Prep: Not Specified

Parameter	Result	Qualifier	Units	RL	MDL	Dilution Factor
Volatile Organics by 8260/5035 - Westborough Lab						
Methyl tert butyl ether	ND		ug/kg	1.7	0.07	1
p/m-Xylene	0.51	J	ug/kg	1.7	0.30	1
o-Xylene	ND		ug/kg	1.7	0.29	1
cis-1,2-Dichloroethene	ND		ug/kg	0.86	0.12	1
Styrene	ND		ug/kg	1.7	0.34	1
Dichlorodifluoromethane	ND		ug/kg	8.6	0.16	1
Acetone	6.3	J	ug/kg	8.6	0.89	1
Carbon disulfide	ND		ug/kg	8.6	0.94	1
2-Butanone	ND		ug/kg	8.6	0.23	1
4-Methyl-2-pentanone	ND		ug/kg	8.6	0.21	1
2-Hexanone	ND		ug/kg	8.6	0.57	1
Bromochloromethane	ND		ug/kg	4.3	0.24	1
1,2-Dibromoethane	ND		ug/kg	3.4	0.15	1
1,2-Dibromo-3-chloropropane	ND		ug/kg	4.3	0.34	1
Isopropylbenzene	ND		ug/kg	0.86	0.09	1
1,2,3-Trichlorobenzene	ND		ug/kg	4.3	0.13	1
1,2,4-Trichlorobenzene	ND		ug/kg	4.3	0.16	1
Methyl Acetate	ND		ug/kg	17	0.23	1
Cyclohexane	1.2	J	ug/kg	17	0.12	1
1,4-Dioxane	ND		ug/kg	86	12.	1
Freon-113	ND		ug/kg	17	0.23	1
Methyl cyclohexane	0.99	J	ug/kg	3.4	0.13	1

Tentatively Identified Compounds				
Total TIC Compounds	64.5	J	ug/kg	1
Unknown Alkene	1.81	J	ug/kg	1
Unknown	6.34	J	ug/kg	1
n-Hexane	2.61	NJ	ug/kg	1
Pentane, 2-methyl-	5.82	NJ	ug/kg	1
Unknown Alkane	14.7	J	ug/kg	1
Unknown	2.21	J	ug/kg	1
Pentane	10.8	NJ	ug/kg	1
Butane, 2-Methyl-	20.2	NJ	ug/kg	1

Project Name: CPG YONKERS NY **Lab Number:** L1640986

Project Number: Not Specified **Report Date:** 12/22/16

SAMPLE RESULTS

Lab ID: L1640986-01 Date Collected: 12/15/16 11:40

Client ID: B-12, S3, 4-6' Date Received: 12/15/16

Sample Location: Not Specified Field Prep: Not Specified

Parameter	Result	Qualifier	Units	RL	MDL	Dilution Factor
Volatile Organics by 8260/5035 - Westborough Lab						

Surrogate	% Recovery	Qualifier	Acceptance Criteria
1,2-Dichloroethane-d4	102		70-130
Toluene-d8	101		70-130
4-Bromofluorobenzene	92		70-130
Dibromofluoromethane	96		70-130

Project Name: CPG YONKERS NY
Project Number: Not Specified
Lab Number: L1640986
Report Date: 12/22/16

SAMPLE RESULTS

Lab ID: L1640986-02
Client ID: B-10, S2, 3-4'
Sample Location: Not Specified
Matrix: Soil
Analytical Method: 1,8260C
Analytical Date: 12/20/16 15:56
Analyst: JC
Percent Solids: 85%

Date Collected: 12/15/16 15:10
Date Received: 12/15/16
Field Prep: Not Specified

Parameter	Result	Qualifier	Units	RL	MDL	Dilution Factor
Volatile Organics by 8260/5035 - Westborough Lab						
Methylene chloride	ND		ug/kg	11	1.2	1
1,1-Dichloroethane	ND		ug/kg	1.6	0.09	1
Chloroform	ND		ug/kg	1.6	0.40	1
Carbon tetrachloride	ND		ug/kg	1.1	0.23	1
1,2-Dichloropropane	ND		ug/kg	3.8	0.25	1
Dibromochloromethane	ND		ug/kg	1.1	0.17	1
1,1,2-Trichloroethane	ND		ug/kg	1.6	0.33	1
Tetrachloroethene	ND		ug/kg	1.1	0.15	1
Chlorobenzene	ND		ug/kg	1.1	0.38	1
Trichlorofluoromethane	ND		ug/kg	5.4	0.42	1
1,2-Dichloroethane	ND		ug/kg	1.1	0.12	1
1,1,1-Trichloroethane	ND		ug/kg	1.1	0.12	1
Bromodichloromethane	ND		ug/kg	1.1	0.19	1
trans-1,3-Dichloropropene	ND		ug/kg	1.1	0.13	1
cis-1,3-Dichloropropene	ND		ug/kg	1.1	0.13	1
Bromoform	ND		ug/kg	4.3	0.26	1
1,1,2,2-Tetrachloroethane	ND		ug/kg	1.1	0.11	1
Benzene	0.41	J	ug/kg	1.1	0.13	1
Toluene	1.3	J	ug/kg	1.6	0.21	1
Ethylbenzene	ND		ug/kg	1.1	0.14	1
Chloromethane	ND		ug/kg	5.4	0.32	1
Bromomethane	ND		ug/kg	2.2	0.37	1
Vinyl chloride	ND		ug/kg	2.2	0.13	1
Chloroethane	ND		ug/kg	2.2	0.34	1
1,1-Dichloroethene	ND		ug/kg	1.1	0.28	1
trans-1,2-Dichloroethene	ND		ug/kg	1.6	0.23	1
Trichloroethene	ND		ug/kg	1.1	0.14	1
1,2-Dichlorobenzene	ND		ug/kg	5.4	0.17	1
1,3-Dichlorobenzene	ND		ug/kg	5.4	0.15	1
1,4-Dichlorobenzene	ND		ug/kg	5.4	0.15	1

Project Name: CPG YONKERS NY **Lab Number:** L1640986

Project Number: Not Specified **Report Date:** 12/22/16

SAMPLE RESULTS

Lab ID: L1640986-02 Date Collected: 12/15/16 15:10

Client ID: B-10, S2, 3-4' Date Received: 12/15/16

Sample Location: Not Specified Field Prep: Not Specified

Parameter	Result	Qualifier	Units	RL	MDL	Dilution Factor
Volatile Organics by 8260/5035 - Westborough Lab						
Methyl tert butyl ether	ND		ug/kg	2.2	0.09	1
p/m-Xylene	ND		ug/kg	2.2	0.38	1
o-Xylene	ND		ug/kg	2.2	0.37	1
cis-1,2-Dichloroethene	ND		ug/kg	1.1	0.15	1
Styrene	ND		ug/kg	2.2	0.44	1
Dichlorodifluoromethane	ND		ug/kg	11	0.21	1
Acetone	200		ug/kg	11	1.1	1
Carbon disulfide	ND		ug/kg	11	1.2	1
2-Butanone	6.4	J	ug/kg	11	0.29	1
4-Methyl-2-pentanone	ND		ug/kg	11	0.26	1
2-Hexanone	ND		ug/kg	11	0.72	1
Bromochloromethane	ND		ug/kg	5.4	0.30	1
1,2-Dibromoethane	ND		ug/kg	4.3	0.19	1
1,2-Dibromo-3-chloropropane	ND		ug/kg	5.4	0.43	1
Isopropylbenzene	ND		ug/kg	1.1	0.11	1
1,2,3-Trichlorobenzene	ND		ug/kg	5.4	0.16	1
1,2,4-Trichlorobenzene	ND		ug/kg	5.4	0.20	1
Methyl Acetate	ND		ug/kg	22	0.29	1
Cyclohexane	ND		ug/kg	22	0.16	1
1,4-Dioxane	ND		ug/kg	110	16.	1
Freon-113	ND		ug/kg	22	0.30	1
Methyl cyclohexane	0.93	J	ug/kg	4.3	0.17	1

Tentatively Identified Compounds				
Total TIC Compounds	56.5	J	ug/kg	1
Pentane	7.28	NJ	ug/kg	1
1-Pentene	7.37	NJ	ug/kg	1
Unknown	10.7	J	ug/kg	1
Unknown	13.0	J	ug/kg	1
Butane, 2-Methyl-	13.6	NJ	ug/kg	1
Unknown	4.59	J	ug/kg	1

Project Name: CPG YONKERS NY **Lab Number:** L1640986

Project Number: Not Specified **Report Date:** 12/22/16

SAMPLE RESULTS

Lab ID: L1640986-02 Date Collected: 12/15/16 15:10

Client ID: B-10, S2, 3-4' Date Received: 12/15/16

Sample Location: Not Specified Field Prep: Not Specified

Parameter	Result	Qualifier	Units	RL	MDL	Dilution Factor
Volatile Organics by 8260/5035 - Westborough Lab						

Surrogate	% Recovery	Qualifier	Acceptance Criteria
1,2-Dichloroethane-d4	106		70-130
Toluene-d8	101		70-130
4-Bromofluorobenzene	93		70-130
Dibromofluoromethane	95		70-130

Project Name: CPG YONKERS NY
Project Number: Not Specified

Lab Number: L1640986
Report Date: 12/22/16

Method Blank Analysis
Batch Quality Control

Analytical Method: 1,8260C
Analytical Date: 12/20/16 09:06
Analyst: MV

Parameter	Result	Qualifier	Units	RL	MDL
Volatile Organics by 8260/5035 - Westborough Lab for sample(s): 01-02 Batch: WG963021-5					
Methylene chloride	ND		ug/kg	10	1.1
1,1-Dichloroethane	ND		ug/kg	1.5	0.09
Chloroform	ND		ug/kg	1.5	0.37
Carbon tetrachloride	ND		ug/kg	1.0	0.21
1,2-Dichloropropane	ND		ug/kg	3.5	0.23
Dibromochloromethane	ND		ug/kg	1.0	0.15
1,1,2-Trichloroethane	ND		ug/kg	1.5	0.30
Tetrachloroethene	ND		ug/kg	1.0	0.14
Chlorobenzene	ND		ug/kg	1.0	0.35
Trichlorofluoromethane	ND		ug/kg	5.0	0.39
1,2-Dichloroethane	ND		ug/kg	1.0	0.11
1,1,1-Trichloroethane	ND		ug/kg	1.0	0.11
Bromodichloromethane	ND		ug/kg	1.0	0.17
trans-1,3-Dichloropropene	ND		ug/kg	1.0	0.12
cis-1,3-Dichloropropene	ND		ug/kg	1.0	0.12
Bromoform	ND		ug/kg	4.0	0.24
1,1,2,2-Tetrachloroethane	ND		ug/kg	1.0	0.10
Benzene	ND		ug/kg	1.0	0.12
Toluene	ND		ug/kg	1.5	0.19
Ethylbenzene	ND		ug/kg	1.0	0.13
Chloromethane	ND		ug/kg	5.0	0.29
Bromomethane	ND		ug/kg	2.0	0.34
Vinyl chloride	ND		ug/kg	2.0	0.12
Chloroethane	ND		ug/kg	2.0	0.32
1,1-Dichloroethene	ND		ug/kg	1.0	0.26
trans-1,2-Dichloroethene	ND		ug/kg	1.5	0.21
Trichloroethene	ND		ug/kg	1.0	0.12
1,2-Dichlorobenzene	ND		ug/kg	5.0	0.15
1,3-Dichlorobenzene	ND		ug/kg	5.0	0.14

Project Name: CPG YONKERS NY
Project Number: Not Specified

Lab Number: L1640986
Report Date: 12/22/16

Method Blank Analysis
Batch Quality Control

Analytical Method: 1,8260C
Analytical Date: 12/20/16 09:06
Analyst: MV

Parameter	Result	Qualifier	Units	RL	MDL
Volatile Organics by 8260/5035 - Westborough Lab for sample(s): 01-02 Batch: WG963021-5					
1,4-Dichlorobenzene	ND		ug/kg	5.0	0.14
Methyl tert butyl ether	ND		ug/kg	2.0	0.08
p/m-Xylene	ND		ug/kg	2.0	0.35
o-Xylene	ND		ug/kg	2.0	0.34
cis-1,2-Dichloroethene	ND		ug/kg	1.0	0.14
Styrene	ND		ug/kg	2.0	0.40
Dichlorodifluoromethane	ND		ug/kg	10	0.19
Acetone	ND		ug/kg	10	1.0
Carbon disulfide	ND		ug/kg	10	1.1
2-Butanone	ND		ug/kg	10	0.27
4-Methyl-2-pentanone	ND		ug/kg	10	0.24
2-Hexanone	ND		ug/kg	10	0.67
Bromochloromethane	ND		ug/kg	5.0	0.28
1,2-Dibromoethane	ND		ug/kg	4.0	0.17
1,2-Dibromo-3-chloropropane	ND		ug/kg	5.0	0.40
Isopropylbenzene	ND		ug/kg	1.0	0.10
1,2,3-Trichlorobenzene	ND		ug/kg	5.0	0.15
1,2,4-Trichlorobenzene	ND		ug/kg	5.0	0.18
Methyl Acetate	ND		ug/kg	20	0.27
Cyclohexane	ND		ug/kg	20	0.15
1,4-Dioxane	ND		ug/kg	100	14.
Freon-113	ND		ug/kg	20	0.27
Methyl cyclohexane	ND		ug/kg	4.0	0.15

Tentatively Identified Compounds

No Tentatively Identified Compounds	ND	ug/kg

Project Name: CPG YONKERS NY
Project Number: Not Specified

Lab Number: L1640986
Report Date: 12/22/16

Method Blank Analysis
Batch Quality Control

Analytical Method: 1,8260C
Analytical Date: 12/20/16 09:06
Analyst: MV

Parameter	Result	Qualifier	Units	RL	MDL
Volatile Organics by 8260/5035 - Westborough Lab for sample(s): 01-02 Batch: WG963021-5					

Surrogate	%Recovery	Qualifier	Acceptance Criteria
1,2-Dichloroethane-d4	102		70-130
Toluene-d8	101		70-130
4-Bromofluorobenzene	91		70-130
Dibromofluoromethane	92		70-130

Lab Control Sample Analysis
Batch Quality Control

Project Name: CPG YONKERS NY
Project Number: Not Specified

Lab Number: L1640986
Report Date: 12/22/16

Parameter	LCS %Recovery	Qual	LCSD %Recovery	Qual	%Recovery Limits	RPD	Qual	RPD Limits
Volatile Organics by 8260/5035 - Westborough Lab Associated sample(s): 01-02 Batch: WG963021-3 WG963021-4								
Methylene chloride	91		89		70-130	2		30
1,1-Dichloroethane	101		101		70-130	0		30
Chloroform	89		90		70-130	1		30
Carbon tetrachloride	90		87		70-130	3		30
1,2-Dichloropropane	103		103		70-130	0		30
Dibromochloromethane	88		91		70-130	3		30
2-Chloroethylvinyl ether	86		85		70-130	1		30
1,1,2-Trichloroethane	89		89		70-130	0		30
Tetrachloroethene	103		100		70-130	3		30
Chlorobenzene	90		88		70-130	2		30
Trichlorofluoromethane	117		111		70-139	5		30
1,2-Dichloroethane	94		98		70-130	4		30
1,1,1-Trichloroethane	94		91		70-130	3		30
Bromodichloromethane	84		90		70-130	7		30
trans-1,3-Dichloropropene	83		85		70-130	2		30
cis-1,3-Dichloropropene	89		92		70-130	3		30
1,1-Dichloropropene	94		90		70-130	4		30
Bromoform	82		87		70-130	6		30
1,1,2,2-Tetrachloroethane	81		82		70-130	1		30
Benzene	93		91		70-130	2		30
Toluene	90		85		70-130	6		30

Lab Control Sample Analysis
Batch Quality Control

Project Name: CPG YONKERS NY
Project Number: Not Specified

Lab Number: L1640986
Report Date: 12/22/16

Parameter	LCS %Recovery	Qual	LCSD %Recovery	Qual	%Recovery Limits	RPD	Qual	RPD Limits
Volatile Organics by 8260/5035 - Westborough Lab Associated sample(s): 01-02 Batch: WG963021-3 WG963021-4								
Ethylbenzene	90		88		70-130	2		30
Chloromethane	108		101		52-130	7		30
Bromomethane	142		130		57-147	9		30
Vinyl chloride	110		94		67-130	16		30
Chloroethane	140		127		50-151	10		30
1,1-Dichloroethene	118		107		65-135	10		30
trans-1,2-Dichloroethene	96		93		70-130	3		30
Trichloroethene	91		91		70-130	0		30
1,2-Dichlorobenzene	87		89		70-130	2		30
1,3-Dichlorobenzene	89		89		70-130	0		30
1,4-Dichlorobenzene	88		90		70-130	2		30
Methyl tert butyl ether	89		91		66-130	2		30
p/m-Xylene	96		94		70-130	2		30
o-Xylene	96		94		70-130	2		30
cis-1,2-Dichloroethene	96		97		70-130	1		30
Dibromomethane	91		93		70-130	2		30
Styrene	90		89		70-130	1		30
Dichlorodifluoromethane	81		75		30-146	8		30
Acetone	112		113		54-140	1		30
Carbon disulfide	101		92		59-130	9		30
2-Butanone	94		94		70-130	0		30

Lab Control Sample Analysis
Batch Quality Control

Project Name: CPG YONKERS NY
Project Number: Not Specified

Lab Number: L1640986
Report Date: 12/22/16

Parameter	LCS %Recovery	Qual	LCSD %Recovery	Qual	%Recovery Limits	RPD	Qual	RPD Limits
Volatile Organics by 8260/5035 - Westborough Lab Associated sample(s): 01-02 Batch: WG963021-3 WG963021-4								
Vinyl acetate	94		96		70-130	2		30
4-Methyl-2-pentanone	93		93		70-130	0		30
1,2,3-Trichloropropane	81		84		68-130	4		30
2-Hexanone	88		89		70-130	1		30
Bromochloromethane	98		98		70-130	0		30
2,2-Dichloropropane	94		93		70-130	1		30
1,2-Dibromoethane	93		92		70-130	1		30
1,3-Dichloropropane	90		90		69-130	0		30
1,1,1,2-Tetrachloroethane	93		93		70-130	0		30
Bromobenzene	87		86		70-130	1		30
n-Butylbenzene	83		80		70-130	4		30
sec-Butylbenzene	86		84		70-130	2		30
tert-Butylbenzene	86		83		70-130	4		30
o-Chlorotoluene	80		80		70-130	0		30
p-Chlorotoluene	82		82		70-130	0		30
1,2-Dibromo-3-chloropropane	78		80		68-130	3		30
Hexachlorobutadiene	100		102		67-130	2		30
Isopropylbenzene	85		84		70-130	1		30
p-Isopropyltoluene	86		84		70-130	2		30
Naphthalene	81		85		70-130	5		30
Acrylonitrile	104		105		70-130	1		30

Lab Control Sample Analysis
Batch Quality Control

Project Name: CPG YONKERS NY
Project Number: Not Specified

Lab Number: L1640986
Report Date: 12/22/16

Parameter	LCS %Recovery	Qual	LCSD %Recovery	Qual	%Recovery Limits	RPD	Qual	RPD Limits
Volatile Organics by 8260/5035 - Westborough Lab Associated sample(s): 01-02 Batch: WG963021-3 WG963021-4								
Isopropyl Ether	96		98		66-130	2		30
tert-Butyl Alcohol	88		91		70-130	3		30
n-Propylbenzene	82		80		70-130	2		30
1,2,3-Trichlorobenzene	92		94		70-130	2		30
1,2,4-Trichlorobenzene	92		93		70-130	1		30
1,3,5-Trimethylbenzene	87		86		70-130	1		30
1,2,4-Trimethylbenzene	87		86		70-130	1		30
Methyl Acetate	93		95		51-146	2		30
Ethyl Acetate	93		94		70-130	1		30
Acrolein	104		104		70-130	0		30
Cyclohexane	101		95		59-142	6		30
1,4-Dioxane	84		88		65-136	5		30
1,1,2-Trichloro-1,2,2-Trifluoroethane	105		89		50-139	16		30
p-Diethylbenzene	84		82		70-130	2		30
p-Ethyltoluene	84		83		70-130	1		30
1,2,4,5-Tetramethylbenzene	81		82		70-130	1		30
Tetrahydrofuran	96		103		66-130	7		30
Ethyl ether	120		111		67-130	8		30
trans-1,4-Dichloro-2-butene	83		84		70-130	1		30
Methyl cyclohexane	82		76		70-130	8		30
Ethyl-Tert-Butyl-Ether	92		93		70-130	1		30

Lab Control Sample Analysis
Batch Quality Control

Project Name: CPG YONKERS NY
Project Number: Not Specified

Lab Number: L1640986
Report Date: 12/22/16

Parameter	LCS %Recovery	Qual	LCSD %Recovery	Qual	%Recovery Limits	RPD	Qual	RPD Limits
Volatile Organics by 8260/5035 - Westborough Lab Associated sample(s): 01-02 Batch: WG963021-3 WG963021-4								
Tertiary-Amyl Methyl Ether	83		85		70-130	2		30

Surrogate	LCS %Recovery	Qual	LCSD %Recovery	Qual	Acceptance Criteria
1,2-Dichloroethane-d4	98		101		70-130
Toluene-d8	103		101		70-130
4-Bromofluorobenzene	92		93		70-130
Dibromofluoromethane	93		95		70-130

SEMIVOLATILES

Project Name: CPG YONKERS NY
Project Number: Not Specified
Lab Number: L1640986
Report Date: 12/22/16

SAMPLE RESULTS

Lab ID: L1640986-01
Client ID: B-12, S3, 4-6'
Sample Location: Not Specified
Matrix: Soil
Analytical Method: 1,8270D
Analytical Date: 12/21/16 19:29
Analyst: KV
Percent Solids: 86%

Date Collected: 12/15/16 11:40
Date Received: 12/15/16
Field Prep: Not Specified
Extraction Method: EPA 3546
Extraction Date: 12/19/16 12:23

Parameter	Result	Qualifier	Units	RL	MDL	Dilution Factor
Semivolatile Organics by GC/MS - Westborough Lab						
Acenaphthene	ND		ug/kg	150	20.	1
Hexachlorobenzene	ND		ug/kg	110	21.	1
Bis(2-chloroethyl)ether	ND		ug/kg	170	26.	1
2-Chloronaphthalene	ND		ug/kg	190	19.	1
3,3'-Dichlorobenzidine	ND		ug/kg	190	51.	1
2,4-Dinitrotoluene	ND		ug/kg	190	38.	1
2,6-Dinitrotoluene	ND		ug/kg	190	33.	1
Fluoranthene	38	J	ug/kg	110	22.	1
4-Chlorophenyl phenyl ether	ND		ug/kg	190	20.	1
4-Bromophenyl phenyl ether	ND		ug/kg	190	29.	1
Bis(2-chloroisopropyl)ether	ND		ug/kg	230	32.	1
Bis(2-chloroethoxy)methane	ND		ug/kg	200	19.	1
Hexachlorobutadiene	ND		ug/kg	190	28.	1
Hexachlorocyclopentadiene	ND		ug/kg	540	170	1
Hexachloroethane	ND		ug/kg	150	31.	1
Isophorone	ND		ug/kg	170	25.	1
Naphthalene	ND		ug/kg	190	23.	1
Nitrobenzene	ND		ug/kg	170	28.	1
NDPA/DPA	ND		ug/kg	150	22.	1
n-Nitrosodi-n-propylamine	ND		ug/kg	190	29.	1
Bis(2-ethylhexyl)phthalate	ND		ug/kg	190	66.	1
Butyl benzyl phthalate	ND		ug/kg	190	48.	1
Di-n-butylphthalate	ND		ug/kg	190	36.	1
Di-n-octylphthalate	ND		ug/kg	190	65.	1
Diethyl phthalate	ND		ug/kg	190	18.	1
Dimethyl phthalate	ND		ug/kg	190	40.	1
Benzo(a)anthracene	ND		ug/kg	110	21.	1
Benzo(a)pyrene	ND		ug/kg	150	46.	1
Benzo(b)fluoranthene	ND		ug/kg	110	32.	1
Benzo(k)fluoranthene	ND		ug/kg	110	30.	1

Project Name: CPG YONKERS NY **Lab Number:** L1640986

Project Number: Not Specified **Report Date:** 12/22/16

SAMPLE RESULTS

Lab ID: L1640986-01 Date Collected: 12/15/16 11:40

Client ID: B-12, S3, 4-6' Date Received: 12/15/16

Sample Location: Not Specified Field Prep: Not Specified

Parameter	Result	Qualifier	Units	RL	MDL	Dilution Factor
Semivolatile Organics by GC/MS - Westborough Lab						
Chrysene	20	J	ug/kg	110	20.	1
Acenaphthylene	ND		ug/kg	150	29.	1
Anthracene	ND		ug/kg	110	37.	1
Benzo(ghi)perylene	ND		ug/kg	150	22.	1
Fluorene	19	J	ug/kg	190	18.	1
Phenanthrene	100	J	ug/kg	110	23.	1
Dibenzo(a,h)anthracene	ND		ug/kg	110	22.	1
Indeno(1,2,3-cd)pyrene	ND		ug/kg	150	26.	1
Pyrene	46	J	ug/kg	110	19.	1
Biphenyl	ND		ug/kg	430	44.	1
4-Chloroaniline	ND		ug/kg	190	35.	1
2-Nitroaniline	ND		ug/kg	190	37.	1
3-Nitroaniline	ND		ug/kg	190	36.	1
4-Nitroaniline	ND		ug/kg	190	79.	1
Dibenzofuran	ND		ug/kg	190	18.	1
2-Methylnaphthalene	ND		ug/kg	230	23.	1
1,2,4,5-Tetrachlorobenzene	ND		ug/kg	190	20.	1
Acetophenone	ND		ug/kg	190	24.	1
2,4,6-Trichlorophenol	ND		ug/kg	110	36.	1
p-Chloro-m-cresol	ND		ug/kg	190	28.	1
2-Chlorophenol	ND		ug/kg	190	22.	1
2,4-Dichlorophenol	ND		ug/kg	170	31.	1
2,4-Dimethylphenol	ND		ug/kg	190	63.	1
2-Nitrophenol	ND		ug/kg	410	72.	1
4-Nitrophenol	ND		ug/kg	270	78.	1
2,4-Dinitrophenol	ND		ug/kg	910	89.	1
4,6-Dinitro-o-cresol	ND		ug/kg	500	91.	1
Pentachlorophenol	ND		ug/kg	150	42.	1
Phenol	ND		ug/kg	190	29.	1
2-Methylphenol	ND		ug/kg	190	30.	1
3-Methylphenol/4-Methylphenol	ND		ug/kg	270	30.	1
2,4,5-Trichlorophenol	ND		ug/kg	190	36.	1
Carbazole	ND		ug/kg	190	18.	1
Atrazine	ND		ug/kg	150	67.	1
Benzaldehyde	ND		ug/kg	250	51.	1
Caprolactam	ND		ug/kg	190	58.	1
2,3,4,6-Tetrachlorophenol	ND		ug/kg	190	38.	1

Project Name: CPG YONKERS NY **Lab Number:** L1640986

Project Number: Not Specified **Report Date:** 12/22/16

SAMPLE RESULTS

Lab ID: L1640986-01 Date Collected: 12/15/16 11:40

Client ID: B-12, S3, 4-6' Date Received: 12/15/16

Sample Location: Not Specified Field Prep: Not Specified

Parameter	Result	Qualifier	Units	RL	MDL	Dilution Factor
Semivolatile Organics by GC/MS - Westborough Lab						
Tentatively Identified Compounds						
No Tentatively Identified Compounds	ND		ug/kg			1

Surrogate	% Recovery	Qualifier	Acceptance Criteria
2-Fluorophenol	93		25-120
Phenol-d6	94		10-120
Nitrobenzene-d5	81		23-120
2-Fluorobiphenyl	75		30-120
2,4,6-Tribromophenol	74		10-136
4-Terphenyl-d14	50		18-120

Project Name: CPG YONKERS NY
Project Number: Not Specified

Lab Number: L1640986
Report Date: 12/22/16

SAMPLE RESULTS

Lab ID: L1640986-02
Client ID: B-10, S2, 3-4'
Sample Location: Not Specified
Matrix: Soil
Analytical Method: 1,8270D
Analytical Date: 12/21/16 19:55
Analyst: KV
Percent Solids: 85%

Date Collected: 12/15/16 15:10
Date Received: 12/15/16
Field Prep: Not Specified
Extraction Method: EPA 3546
Extraction Date: 12/19/16 12:23

Parameter	Result	Qualifier	Units	RL	MDL	Dilution Factor
Semivolatile Organics by GC/MS - Westborough Lab						
Acenaphthene	ND		ug/kg	150	20.	1
Hexachlorobenzene	ND		ug/kg	110	21.	1
Bis(2-chloroethyl)ether	ND		ug/kg	170	26.	1
2-Chloronaphthalene	ND		ug/kg	190	19.	1
3,3'-Dichlorobenzidine	ND		ug/kg	190	50.	1
2,4-Dinitrotoluene	ND		ug/kg	190	38.	1
2,6-Dinitrotoluene	ND		ug/kg	190	33.	1
Fluoranthene	ND		ug/kg	110	22.	1
4-Chlorophenyl phenyl ether	ND		ug/kg	190	20.	1
4-Bromophenyl phenyl ether	ND		ug/kg	190	29.	1
Bis(2-chloroisopropyl)ether	ND		ug/kg	230	32.	1
Bis(2-chloroethoxy)methane	ND		ug/kg	200	19.	1
Hexachlorobutadiene	ND		ug/kg	190	28.	1
Hexachlorocyclopentadiene	ND		ug/kg	540	170	1
Hexachloroethane	ND		ug/kg	150	31.	1
Isophorone	ND		ug/kg	170	25.	1
Naphthalene	ND		ug/kg	190	23.	1
Nitrobenzene	ND		ug/kg	170	28.	1
NDPA/DPA	ND		ug/kg	150	22.	1
n-Nitrosodi-n-propylamine	ND		ug/kg	190	29.	1
Bis(2-ethylhexyl)phthalate	ND		ug/kg	190	66.	1
Butyl benzyl phthalate	ND		ug/kg	190	48.	1
Di-n-butylphthalate	ND		ug/kg	190	36.	1
Di-n-octylphthalate	ND		ug/kg	190	65.	1
Diethyl phthalate	ND		ug/kg	190	18.	1
Dimethyl phthalate	ND		ug/kg	190	40.	1
Benzo(a)anthracene	ND		ug/kg	110	21.	1
Benzo(a)pyrene	ND		ug/kg	150	46.	1
Benzo(b)fluoranthene	ND		ug/kg	110	32.	1
Benzo(k)fluoranthene	ND		ug/kg	110	30.	1

Project Name: CPG YONKERS NY **Lab Number:** L1640986

Project Number: Not Specified **Report Date:** 12/22/16

SAMPLE RESULTS

Lab ID: L1640986-02 Date Collected: 12/15/16 15:10

Client ID: B-10, S2, 3-4' Date Received: 12/15/16

Sample Location: Not Specified Field Prep: Not Specified

Parameter	Result	Qualifier	Units	RL	MDL	Dilution Factor
Semivolatile Organics by GC/MS - Westborough Lab						
Chrysene	ND		ug/kg	110	20.	1
Acenaphthylene	ND		ug/kg	150	29.	1
Anthracene	ND		ug/kg	110	37.	1
Benzo(ghi)perylene	ND		ug/kg	150	22.	1
Fluorene	ND		ug/kg	190	18.	1
Phenanthrene	ND		ug/kg	110	23.	1
Dibenzo(a,h)anthracene	ND		ug/kg	110	22.	1
Indeno(1,2,3-cd)pyrene	ND		ug/kg	150	26.	1
Pyrene	ND		ug/kg	110	19.	1
Biphenyl	ND		ug/kg	430	44.	1
4-Chloroaniline	ND		ug/kg	190	35.	1
2-Nitroaniline	ND		ug/kg	190	37.	1
3-Nitroaniline	ND		ug/kg	190	36.	1
4-Nitroaniline	ND		ug/kg	190	79.	1
Dibenzofuran	ND		ug/kg	190	18.	1
2-Methylnaphthalene	ND		ug/kg	230	23.	1
1,2,4,5-Tetrachlorobenzene	ND		ug/kg	190	20.	1
Acetophenone	ND		ug/kg	190	24.	1
2,4,6-Trichlorophenol	ND		ug/kg	110	36.	1
p-Chloro-m-cresol	ND		ug/kg	190	28.	1
2-Chlorophenol	ND		ug/kg	190	22.	1
2,4-Dichlorophenol	ND		ug/kg	170	30.	1
2,4-Dimethylphenol	ND		ug/kg	190	63.	1
2-Nitrophenol	ND		ug/kg	410	71.	1
4-Nitrophenol	ND		ug/kg	270	78.	1
2,4-Dinitrophenol	ND		ug/kg	910	89.	1
4,6-Dinitro-o-cresol	ND		ug/kg	490	91.	1
Pentachlorophenol	ND		ug/kg	150	42.	1
Phenol	ND		ug/kg	190	29.	1
2-Methylphenol	ND		ug/kg	190	29.	1
3-Methylphenol/4-Methylphenol	ND		ug/kg	270	30.	1
2,4,5-Trichlorophenol	ND		ug/kg	190	36.	1
Carbazole	ND		ug/kg	190	18.	1
Atrazine	ND		ug/kg	150	66.	1
Benzaldehyde	ND		ug/kg	250	51.	1
Caprolactam	ND		ug/kg	190	58.	1
2,3,4,6-Tetrachlorophenol	ND		ug/kg	190	38.	1

Project Name: CPG YONKERS NY **Lab Number:** L1640986

Project Number: Not Specified **Report Date:** 12/22/16

SAMPLE RESULTS

Lab ID: L1640986-02 Date Collected: 12/15/16 15:10

Client ID: B-10, S2, 3-4' Date Received: 12/15/16

Sample Location: Not Specified Field Prep: Not Specified

Parameter	Result	Qualifier	Units	RL	MDL	Dilution Factor
Semivolatile Organics by GC/MS - Westborough Lab						
Tentatively Identified Compounds						
Unknown Amide	158	J	ug/kg			1

Surrogate	% Recovery	Qualifier	Acceptance Criteria
2-Fluorophenol	60		25-120
Phenol-d6	65		10-120
Nitrobenzene-d5	58		23-120
2-Fluorobiphenyl	62		30-120
2,4,6-Tribromophenol	70		10-136
4-Terphenyl-d14	54		18-120

Project Name: CPG YONKERS NY
Project Number: Not Specified

Lab Number: L1640986
Report Date: 12/22/16

Method Blank Analysis
Batch Quality Control

Analytical Method: 1,8270D
Analytical Date: 12/21/16 16:25
Analyst: KV

Extraction Method: EPA 3546
Extraction Date: 12/19/16 12:23

Parameter	Result	Qualifier	Units	RL	MDL
Semivolatile Organics by GC/MS - Westborough Lab for sample(s): 01-02 Batch: WG962618-1					
Acenaphthene	ND		ug/kg	130	17.
Hexachlorobenzene	ND		ug/kg	100	19.
Bis(2-chloroethyl)ether	ND		ug/kg	150	22.
2-Chloronaphthalene	ND		ug/kg	170	16.
3,3'-Dichlorobenzidine	ND		ug/kg	170	44.
2,4-Dinitrotoluene	ND		ug/kg	170	33.
2,6-Dinitrotoluene	ND		ug/kg	170	28.
Fluoranthene	ND		ug/kg	100	19.
4-Chlorophenyl phenyl ether	ND		ug/kg	170	18.
4-Bromophenyl phenyl ether	ND		ug/kg	170	25.
Bis(2-chloroisopropyl)ether	ND		ug/kg	200	28.
Bis(2-chloroethoxy)methane	ND		ug/kg	180	17.
Hexachlorobutadiene	ND		ug/kg	170	24.
Hexachlorocyclopentadiene	ND		ug/kg	480	150
Hexachloroethane	ND		ug/kg	130	27.
Isophorone	ND		ug/kg	150	22.
Naphthalene	ND		ug/kg	170	20.
Nitrobenzene	ND		ug/kg	150	24.
NDPA/DPA	ND		ug/kg	130	19.
n-Nitrosodi-n-propylamine	ND		ug/kg	170	26.
Bis(2-ethylhexyl)phthalate	ND		ug/kg	170	57.
Butyl benzyl phthalate	ND		ug/kg	170	42.
Di-n-butylphthalate	ND		ug/kg	170	31.
Di-n-octylphthalate	ND		ug/kg	170	56.
Diethyl phthalate	ND		ug/kg	170	15.
Dimethyl phthalate	ND		ug/kg	170	35.
Benzo(a)anthracene	ND		ug/kg	100	19.
Benzo(a)pyrene	ND		ug/kg	130	40.
Benzo(b)fluoranthene	ND		ug/kg	100	28.

Project Name: CPG YONKERS NY
Project Number: Not Specified

Lab Number: L1640986
Report Date: 12/22/16

Method Blank Analysis
Batch Quality Control

Analytical Method: 1,8270D
Analytical Date: 12/21/16 16:25
Analyst: KV

Extraction Method: EPA 3546
Extraction Date: 12/19/16 12:23

Parameter	Result	Qualifier	Units	RL	MDL
Semivolatile Organics by GC/MS - Westborough Lab for sample(s): 01-02 Batch: WG962618-1					
Benzo(k)fluoranthene	ND		ug/kg	100	26.
Chrysene	ND		ug/kg	100	17.
Acenaphthylene	ND		ug/kg	130	26.
Anthracene	ND		ug/kg	100	32.
Benzo(ghi)perylene	ND		ug/kg	130	20.
Fluorene	ND		ug/kg	170	16.
Phenanthrene	ND		ug/kg	100	20.
Dibenzo(a,h)anthracene	ND		ug/kg	100	19.
Indeno(1,2,3-cd)pyrene	ND		ug/kg	130	23.
Pyrene	ND		ug/kg	100	16.
Biphenyl	ND		ug/kg	380	38.
4-Chloroaniline	ND		ug/kg	170	30.
2-Nitroaniline	ND		ug/kg	170	32.
3-Nitroaniline	ND		ug/kg	170	31.
4-Nitroaniline	ND		ug/kg	170	69.
Dibenzofuran	ND		ug/kg	170	16.
2-Methylnaphthalene	ND		ug/kg	200	20.
1,2,4,5-Tetrachlorobenzene	ND		ug/kg	170	17.
Acetophenone	ND		ug/kg	170	20.
2,4,6-Trichlorophenol	ND		ug/kg	100	31.
p-Chloro-m-cresol	ND		ug/kg	170	25.
2-Chlorophenol	ND		ug/kg	170	20.
2,4-Dichlorophenol	ND		ug/kg	150	27.
2,4-Dimethylphenol	ND		ug/kg	170	55.
2-Nitrophenol	ND		ug/kg	360	62.
4-Nitrophenol	ND		ug/kg	230	68.
2,4-Dinitrophenol	ND		ug/kg	800	77.
4,6-Dinitro-o-cresol	ND		ug/kg	430	80.
Pentachlorophenol	ND		ug/kg	130	36.

Project Name: CPG YONKERS NY
Project Number: Not Specified

Lab Number: L1640986
Report Date: 12/22/16

Method Blank Analysis
Batch Quality Control

Analytical Method: 1,8270D
Analytical Date: 12/21/16 16:25
Analyst: KV

Extraction Method: EPA 3546
Extraction Date: 12/19/16 12:23

Parameter	Result	Qualifier	Units	RL	MDL
Semivolatile Organics by GC/MS - Westborough Lab for sample(s): 01-02 Batch: WG962618-1					
Phenol	ND		ug/kg	170	25.
2-Methylphenol	ND		ug/kg	170	26.
3-Methylphenol/4-Methylphenol	ND		ug/kg	240	26.
2,4,5-Trichlorophenol	ND		ug/kg	170	32.
Carbazole	ND		ug/kg	170	16.
Atrazine	ND		ug/kg	130	58.
Benzaldehyde	ND		ug/kg	220	45.
Caprolactam	ND		ug/kg	170	50.
2,3,4,6-Tetrachlorophenol	ND		ug/kg	170	34.

Tentatively Identified Compounds

No Tentatively Identified Compounds	ND	ug/kg

Surrogate	%Recovery	Qualifier	Acceptance Criteria
2-Fluorophenol	85		25-120
Phenol-d6	89		10-120
Nitrobenzene-d5	74		23-120
2-Fluorobiphenyl	80		30-120
2,4,6-Tribromophenol	76		10-136
4-Terphenyl-d14	87		18-120

Lab Control Sample Analysis
Batch Quality Control

Project Name: CPG YONKERS NY
Project Number: Not Specified

Lab Number: L1640986
Report Date: 12/22/16

Parameter	LCS %Recovery	Qual	LCSD %Recovery	Qual	%Recovery Limits	RPD	Qual	RPD Limits
Semivolatile Organics by GC/MS - Westborough Lab Associated sample(s): 01-02 Batch: WG962618-2 WG962618-3								
Acenaphthene	77		79		31-137	3		50
Benzidine	15		14		10-66	7		50
1,2,4-Trichlorobenzene	80		82		38-107	2		50
Hexachlorobenzene	82		87		40-140	6		50
Bis(2-chloroethyl)ether	78		77		40-140	1		50
2-Chloronaphthalene	80		80		40-140	0		50
1,2-Dichlorobenzene	76		74		40-140	3		50
1,3-Dichlorobenzene	74		72		40-140	3		50
1,4-Dichlorobenzene	74		72		28-104	3		50
3,3'-Dichlorobenzidine	53		50		40-140	6		50
2,4-Dinitrotoluene	85		92		40-132	8		50
2,6-Dinitrotoluene	89		97		40-140	9		50
Azobenzene	81		84		40-140	4		50
Fluoranthene	83		88		40-140	6		50
4-Chlorophenyl phenyl ether	79		82		40-140	4		50
4-Bromophenyl phenyl ether	78		82		40-140	5		50
Bis(2-chloroisopropyl)ether	78		75		40-140	4		50
Bis(2-chloroethoxy)methane	84		84		40-117	0		50
Hexachlorobutadiene	77		75		40-140	3		50
Hexachlorocyclopentadiene	83		82		40-140	1		50
Hexachloroethane	75		73		40-140	3		50

Lab Control Sample Analysis
Batch Quality Control

Project Name: CPG YONKERS NY
Project Number: Not Specified

Lab Number: L1640986
Report Date: 12/22/16

Parameter	LCS %Recovery	Qual	LCSD %Recovery	Qual	%Recovery Limits	RPD	Qual	RPD Limits
Semivolatile Organics by GC/MS - Westborough Lab Associated sample(s): 01-02 Batch: WG962618-2 WG962618-3								
Isophorone	83		83		40-140	0		50
Naphthalene	76		77		40-140	1		50
Nitrobenzene	83		84		40-140	1		50
NDPA/DPA	81		85		36-157	5		50
n-Nitrosodi-n-propylamine	84		83		32-121	1		50
Bis(2-ethylhexyl)phthalate	90		98		40-140	9		50
Butyl benzyl phthalate	90		96		40-140	6		50
Di-n-butylphthalate	86		90		40-140	5		50
Di-n-octylphthalate	94		100		40-140	6		50
Diethyl phthalate	83		86		40-140	4		50
Dimethyl phthalate	84		86		40-140	2		50
Benzo(a)anthracene	80		85		40-140	6		50
Benzo(a)pyrene	85		90		40-140	6		50
Benzo(b)fluoranthene	82		86		40-140	5		50
Benzo(k)fluoranthene	84		89		40-140	6		50
Chrysene	85		88		40-140	3		50
Acenaphthylene	80		83		40-140	4		50
Anthracene	82		87		40-140	6		50
Benzo(ghi)perylene	81		88		40-140	8		50
Fluorene	79		83		40-140	5		50
Phenanthrene	81		83		40-140	2		50

Lab Control Sample Analysis
Batch Quality Control

Project Name: CPG YONKERS NY
Project Number: Not Specified

Lab Number: L1640986
Report Date: 12/22/16

Parameter	LCS %Recovery	Qual	LCSD %Recovery	Qual	%Recovery Limits	RPD	Qual	RPD Limits
Semivolatile Organics by GC/MS - Westborough Lab Associated sample(s): 01-02 Batch: WG962618-2 WG962618-3								
Dibenzo(a,h)anthracene	83		87		40-140	5		50
Indeno(1,2,3-cd)pyrene	82		87		40-140	6		50
Pyrene	83		87		35-142	5		50
Biphenyl	85		84		54-104	1		50
4-Chloroaniline	50		127		40-140	**87**	Q	50
1-Methylnaphthalene	77		77		26-130	0		50
2-Nitroaniline	85		89		47-134	5		50
3-Nitroaniline	52		55		26-129	6		50
4-Nitroaniline	82		93		41-125	13		50
Dibenzofuran	78		82		40-140	5		50
2-Methylnaphthalene	80		80		40-140	0		50
1,2,4,5-Tetrachlorobenzene	83		82		40-117	1		50
Acetophenone	92		89		14-144	3		50
n-Nitrosodimethylamine	74		72		22-100	3		50
2,4,6-Trichlorophenol	90		92		30-130	2		50
p-Chloro-m-cresol	92		95		26-103	3		50
2-Chlorophenol	86		87		25-102	1		50
2,4-Dichlorophenol	94		95		30-130	1		50
2,4-Dimethylphenol	87		90		30-130	3		50
2-Nitrophenol	89		88		30-130	1		50
4-Nitrophenol	84		90		11-114	7		50

Lab Control Sample Analysis
Batch Quality Control

Project Name: CPG YONKERS NY
Project Number: Not Specified

Lab Number: L1640986
Report Date: 12/22/16

Parameter	LCS %Recovery	Qual	LCSD %Recovery	Qual	%Recovery Limits	RPD	Qual	RPD Limits
Semivolatile Organics by GC/MS - Westborough Lab Associated sample(s): 01-02 Batch: WG962618-2 WG962618-3								
2,4-Dinitrophenol	57		64		4-130	12		50
4,6-Dinitro-o-cresol	78		86		10-130	10		50
Pentachlorophenol	72		79		17-109	9		50
Phenol	85		84		26-90	1		50
2-Methylphenol	92		93		30-130.	1		50
3-Methylphenol/4-Methylphenol	93		91		30-130	2		50
2,4,5-Trichlorophenol	89		93		30-130	4		50
Benzoic Acid	21		21		10-110	0		50
Benzyl Alcohol	86		89		40-140	3		50
Carbazole	84		86		54-128	2		50
Parathion, ethyl	101		105		40-140	4		50
Atrazine	105		112		40-140	6		50
Benzaldehyde	77		73		40-140	5		50
Caprolactam	91		95		15-130	4		50
2,3,4,6-Tetrachlorophenol	87		89		40-140	2		50

Lab Control Sample Analysis
Batch Quality Control

Project Name: CPG YONKERS NY
Project Number: Not Specified

Lab Number: L1640986
Report Date: 12/22/16

Parameter	LCS %Recovery	Qual	LCSD %Recovery	Qual	%Recovery Limits	RPD	Qual	RPD Limits
Semivolatile Organics by GC/MS - Westborough Lab Associated sample(s): 01-02 Batch: WG962618-2 WG962618-3								

Surrogate	LCS %Recovery	Qual	LCSD %Recovery	Qual	Acceptance Criteria
2-Fluorophenol	86		87		25-120
Phenol-d6	91		91		10-120
Nitrobenzene-d5	83		81		23-120
2-Fluorobiphenyl	82		82		30-120
2,4,6-Tribromophenol	77		83		10-136
4-Terphenyl-d14	79		83		18-120

PCBS

Project Name: CPG YONKERS NY
Project Number: Not Specified
Lab Number: L1640986
Report Date: 12/22/16

SAMPLE RESULTS

Lab ID:	L1640986-01	Date Collected:	12/15/16 11:40
Client ID:	B-12, S3, 4-6'	Date Received:	12/15/16
Sample Location:	Not Specified	Field Prep:	Not Specified
Matrix:	Soil	Extraction Method:	EPA 3546
Analytical Method:	1,8082A	Extraction Date:	12/19/16 10:48
Analytical Date:	12/20/16 09:13	Cleanup Method:	EPA 3665A
Analyst:	KB	Cleanup Date:	12/19/16
Percent Solids:	86%	Cleanup Method:	EPA 3660B
		Cleanup Date:	12/20/16

Parameter	Result	Qualifier	Units	RL	MDL	Dilution Factor	Column
Polychlorinated Biphenyls by GC - Westborough Lab							
Aroclor 1016	ND		ug/kg	38.2	3.02	1	A
Aroclor 1221	ND		ug/kg	38.2	3.52	1	A
Aroclor 1232	ND		ug/kg	38.2	4.48	1	A
Aroclor 1242	ND		ug/kg	38.2	4.68	1	A
Aroclor 1248	ND		ug/kg	38.2	3.23	1	A
Aroclor 1254	ND		ug/kg	38.2	3.14	1	A
Aroclor 1260	ND		ug/kg	38.2	2.91	1	A
Aroclor 1262	ND		ug/kg	38.2	1.90	1	A
Aroclor 1268	ND		ug/kg	38.2	5.54	1	A
PCBs, Total	ND		ug/kg	38.2	1.90	1	A

Surrogate	% Recovery	Qualifier	Acceptance Criteria	Column
2,4,5,6-Tetrachloro-m-xylene	83		30-150	A
Decachlorobiphenyl	84		30-150	A
2,4,5,6-Tetrachloro-m-xylene	82		30-150	B
Decachlorobiphenyl	77		30-150	B

Project Name: CPG YONKERS NY
Project Number: Not Specified
Lab Number: L1640986
Report Date: 12/22/16

SAMPLE RESULTS

Lab ID:	L1640986-02	Date Collected:	12/15/16 15:10
Client ID:	B-10, S2, 3-4'	Date Received:	12/15/16
Sample Location:	Not Specified	Field Prep:	Not Specified
Matrix:	Soil	Extraction Method:	EPA 3546
Analytical Method:	1,8082A	Extraction Date:	12/19/16 10:48
Analytical Date:	12/20/16 09:26	Cleanup Method:	EPA 3665A
Analyst:	KB	Cleanup Date:	12/19/16
Percent Solids:	85%	Cleanup Method:	EPA 3660B
		Cleanup Date:	12/20/16

Parameter	Result	Qualifier	Units	RL	MDL	Dilution Factor	Column
Polychlorinated Biphenyls by GC - Westborough Lab							
Aroclor 1016	ND		ug/kg	38.1	3.01	1	A
Aroclor 1221	ND		ug/kg	38.1	3.51	1	A
Aroclor 1232	ND		ug/kg	38.1	4.47	1	A
Aroclor 1242	ND		ug/kg	38.1	4.66	1	A
Aroclor 1248	ND		ug/kg	38.1	3.22	1	A
Aroclor 1254	ND		ug/kg	38.1	3.13	1	A
Aroclor 1260	ND		ug/kg	38.1	2.90	1	A
Aroclor 1262	ND		ug/kg	38.1	1.89	1	A
Aroclor 1268	ND		ug/kg	38.1	5.53	1	A
PCBs, Total	ND		ug/kg	38.1	1.89	1	A

Surrogate	% Recovery	Qualifier	Acceptance Criteria	Column
2,4,5,6-Tetrachloro-m-xylene	75		30-150	A
Decachlorobiphenyl	67		30-150	A
2,4,5,6-Tetrachloro-m-xylene	76		30-150	B
Decachlorobiphenyl	61		30-150	B

Project Name: CPG YONKERS NY
Project Number: Not Specified

Lab Number: L1640986
Report Date: 12/22/16

Method Blank Analysis
Batch Quality Control

Analytical Method: 1,8082A
Analytical Date: 12/20/16 08:20
Analyst: KB

Extraction Method: EPA 3546
Extraction Date: 12/18/16 14:36
Cleanup Method: EPA 3665A
Cleanup Date: 12/18/16
Cleanup Method: EPA 3660B
Cleanup Date: 12/18/16

Parameter	Result	Qualifier	Units	RL	MDL	Column
Polychlorinated Biphenyls by GC - Westborough Lab for sample(s): 01-02 Batch: WG962396-1						
Aroclor 1016	ND		ug/kg	31.9	2.52	A
Aroclor 1221	ND		ug/kg	31.9	2.94	A
Aroclor 1232	ND		ug/kg	31.9	3.74	A
Aroclor 1242	ND		ug/kg	31.9	3.91	A
Aroclor 1248	ND		ug/kg	31.9	2.69	A
Aroclor 1254	ND		ug/kg	31.9	2.62	A
Aroclor 1260	ND		ug/kg	31.9	2.43	A
Aroclor 1262	ND		ug/kg	31.9	1.58	A
Aroclor 1268	ND		ug/kg	31.9	4.63	A
PCBs, Total	ND		ug/kg	31.9	1.58	A

Surrogate	%Recovery	Qualifier	Acceptance Criteria	Column
2,4,5,6-Tetrachloro-m-xylene	83		30-150	A
Decachlorobiphenyl	74		30-150	A
2,4,5,6-Tetrachloro-m-xylene	94		30-150	B
Decachlorobiphenyl	69		30-150	B

Lab Control Sample Analysis
Batch Quality Control

Project Name: CPG YONKERS NY
Project Number: Not Specified

Lab Number: L1640986
Report Date: 12/22/16

Parameter	LCS %Recovery	Qual	LCSD %Recovery	Qual	%Recovery Limits	RPD	Qual	RPD Limits	Column
Polychlorinated Biphenyls by GC - Westborough Lab Associated sample(s): 01-02 Batch: WG962396-2 WG962396-3									
Aroclor 1016	85		76		40-140	11		50	A
Aroclor 1260	84		75		40-140	11		50	A

Surrogate	LCS %Recovery	Qual	LCSD %Recovery	Qual	Acceptance Criteria	Column
2,4,5,6-Tetrachloro-m-xylene	92		78		30-150	A
Decachlorobiphenyl	81		71		30-150	A
2,4,5,6-Tetrachloro-m-xylene	93		79		30-150	B
Decachlorobiphenyl	72		62		30-150	B

PESTICIDES

Project Name: CPG YONKERS NY
Project Number: Not Specified
Lab Number: L1640986
Report Date: 12/22/16

SAMPLE RESULTS

Lab ID:	L1640986-01	Date Collected:	12/15/16 11:40
Client ID:	B-12, S3, 4-6'	Date Received:	12/15/16
Sample Location:	Not Specified	Field Prep:	Not Specified
Matrix:	Soil	Extraction Method:	EPA 3546
Analytical Method:	1,8081B	Extraction Date:	12/18/16 16:11
Analytical Date:	12/20/16 12:56	Cleanup Method:	EPA 3620B
Analyst:	RL	Cleanup Date:	12/20/16
Percent Solids:	86%		

Parameter	Result	Qualifier	Units	RL	MDL	Dilution Factor	Column
Organochlorine Pesticides by GC - Westborough Lab							
Delta-BHC	ND		ug/kg	1.85	0.362	1	A
Lindane	ND		ug/kg	0.770	0.344	1	A
Alpha-BHC	ND		ug/kg	0.770	0.219	1	A
Beta-BHC	ND		ug/kg	1.85	0.701	1	A
Heptachlor	ND		ug/kg	0.924	0.414	1	A
Aldrin	ND		ug/kg	1.85	0.651	1	A
Heptachlor epoxide	ND		ug/kg	3.47	1.04	1	A
Endrin	ND		ug/kg	0.770	0.316	1	A
Endrin aldehyde	ND		ug/kg	2.31	0.809	1	A
Endrin ketone	ND		ug/kg	1.85	0.476	1	A
Dieldrin	ND		ug/kg	1.16	0.578	1	A
4,4'-DDE	ND		ug/kg	1.85	0.428	1	A
4,4'-DDD	ND		ug/kg	1.85	0.659	1	A
4,4'-DDT	ND		ug/kg	3.47	1.49	1	A
Endosulfan I	ND		ug/kg	1.85	0.437	1	A
Endosulfan II	ND		ug/kg	1.85	0.618	1	A
Endosulfan sulfate	ND		ug/kg	0.770	0.367	1	A
Methoxychlor	ND		ug/kg	3.47	1.08	1	A
Toxaphene	ND		ug/kg	34.7	9.71	1	A
cis-Chlordane	ND		ug/kg	2.31	0.644	1	A
trans-Chlordane	ND		ug/kg	2.31	0.610	1	A
Chlordane	ND		ug/kg	15.0	6.12	1	A

Surrogate	% Recovery	Qualifier	Acceptance Criteria	Column
2,4,5,6-Tetrachloro-m-xylene	91		30-150	B
Decachlorobiphenyl	71		30-150	B
2,4,5,6-Tetrachloro-m-xylene	115		30-150	A
Decachlorobiphenyl	73		30-150	A

Project Name: CPG YONKERS NY
Project Number: Not Specified
Lab Number: L1640986
Report Date: 12/22/16

SAMPLE RESULTS

Lab ID:	L1640986-02	Date Collected:	12/15/16 15:10
Client ID:	B-10, S2, 3-4'	Date Received:	12/15/16
Sample Location:	Not Specified	Field Prep:	Not Specified
Matrix:	Soil	Extraction Method:	EPA 3546
Analytical Method:	1,8081B	Extraction Date:	12/18/16 16:11
Analytical Date:	12/20/16 13:11	Cleanup Method:	EPA 3620B
Analyst:	RL	Cleanup Date:	12/20/16
Percent Solids:	85%		

Parameter	Result	Qualifier	Units	RL	MDL	Dilution Factor	Column
Organochlorine Pesticides by GC - Westborough Lab							
Delta-BHC	ND		ug/kg	1.85	0.362	1	A
Lindane	ND		ug/kg	0.770	0.344	1	A
Alpha-BHC	ND		ug/kg	0.770	0.219	1	A
Beta-BHC	ND		ug/kg	1.85	0.701	1	A
Heptachlor	ND		ug/kg	0.924	0.414	1	A
Aldrin	ND		ug/kg	1.85	0.651	1	A
Heptachlor epoxide	ND		ug/kg	3.47	1.04	1	A
Endrin	ND		ug/kg	0.770	0.316	1	A
Endrin aldehyde	ND		ug/kg	2.31	0.809	1	A
Endrin ketone	ND		ug/kg	1.85	0.476	1	A
Dieldrin	ND		ug/kg	1.16	0.578	1	A
4,4'-DDE	ND		ug/kg	1.85	0.428	1	A
4,4'-DDD	ND		ug/kg	1.85	0.659	1	A
4,4'-DDT	ND		ug/kg	3.47	1.49	1	A
Endosulfan I	ND		ug/kg	1.85	0.437	1	A
Endosulfan II	ND		ug/kg	1.85	0.618	1	A
Endosulfan sulfate	ND		ug/kg	0.770	0.367	1	A
Methoxychlor	ND		ug/kg	3.47	1.08	1	A
Toxaphene	ND		ug/kg	34.7	9.71	1	A
cis-Chlordane	ND		ug/kg	2.31	0.644	1	A
trans-Chlordane	ND		ug/kg	2.31	0.610	1	A
Chlordane	ND		ug/kg	15.0	6.12	1	A

Surrogate	% Recovery	Qualifier	Acceptance Criteria	Column
2,4,5,6-Tetrachloro-m-xylene	89		30-150	B
Decachlorobiphenyl	68		30-150	B
2,4,5,6-Tetrachloro-m-xylene	105		30-150	A
Decachlorobiphenyl	58		30-150	A

Project Name: CPG YONKERS NY
Project Number: Not Specified

Lab Number: L1640986
Report Date: 12/22/16

Method Blank Analysis
Batch Quality Control

Analytical Method: 1,8081B
Analytical Date: 12/19/16 15:30
Analyst: DM

Extraction Method: EPA 3546
Extraction Date: 12/18/16 16:11
Cleanup Method: EPA 3620B
Cleanup Date: 12/19/16

Parameter	Result	Qualifier	Units	RL	MDL	Column
Organochlorine Pesticides by GC - Westborough Lab for sample(s): 01-02 Batch: WG962411-1						
Delta-BHC	ND		ug/kg	1.56	0.305	A
Lindane	ND		ug/kg	0.649	0.290	A
Alpha-BHC	ND		ug/kg	0.649	0.184	A
Beta-BHC	ND		ug/kg	1.56	0.591	A
Heptachlor	ND		ug/kg	0.779	0.349	A
Aldrin	ND		ug/kg	1.56	0.549	A
Heptachlor epoxide	ND		ug/kg	2.92	0.877	A
Endrin	ND		ug/kg	0.649	0.266	A
Endrin aldehyde	ND		ug/kg	1.95	0.682	A
Endrin ketone	ND		ug/kg	1.56	0.401	A
Dieldrin	ND		ug/kg	0.974	0.487	A
4,4'-DDE	ND		ug/kg	1.56	0.360	A
4,4'-DDD	ND		ug/kg	1.56	0.556	A
4,4'-DDT	ND		ug/kg	2.92	1.25	A
Endosulfan I	ND		ug/kg	1.56	0.368	A
Endosulfan II	ND		ug/kg	1.56	0.521	A
Endosulfan sulfate	ND		ug/kg	0.649	0.309	A
Methoxychlor	ND		ug/kg	2.92	0.909	A
Toxaphene	ND		ug/kg	29.2	8.18	A
cis-Chlordane	ND		ug/kg	1.95	0.543	A
trans-Chlordane	ND		ug/kg	1.95	0.514	A
Chlordane	ND		ug/kg	12.7	5.16	A

Project Name: CPG YONKERS NY
Project Number: Not Specified

Lab Number: L1640986
Report Date: 12/22/16

Method Blank Analysis
Batch Quality Control

Analytical Method: 1,8081B
Analytical Date: 12/19/16 15:30
Analyst: DM

Extraction Method: EPA 3546
Extraction Date: 12/18/16 16:11
Cleanup Method: EPA 3620B
Cleanup Date: 12/19/16

Parameter	Result	Qualifier	Units	RL	MDL
Organochlorine Pesticides by GC - Westborough Lab for sample(s): 01-02 Batch: WG962411-1					

Surrogate	%Recovery	Qualifier	Acceptance Criteria	Column
2,4,5,6-Tetrachloro-m-xylene	87		30-150	B
Decachlorobiphenyl	131		30-150	B
2,4,5,6-Tetrachloro-m-xylene	103		30-150	A
Decachlorobiphenyl	112		30-150	A

Lab Control Sample Analysis
Batch Quality Control

Project Name: CPG YONKERS NY
Project Number: Not Specified

Lab Number: L1640986
Report Date: 12/22/16

Parameter	LCS %Recovery	Qual	LCSD %Recovery	Qual	%Recovery Limits	RPD	Qual	RPD Limits	Column
Organochlorine Pesticides by GC - Westborough Lab Associated sample(s): 01-02 Batch: WG962411-2 WG962411-3									
Delta-BHC	96		94		30-150	2		30	A
Lindane	105		106		30-150	1		30	A
Alpha-BHC	94		93		30-150	1		30	A
Beta-BHC	105		105		30-150	0		30	A
Heptachlor	111		112		30-150	1		30	A
Aldrin	107		108		30-150	1		30	A
Heptachlor epoxide	112		113		30-150	1		30	A
Endrin	123		123		30-150	0		30	A
Endrin aldehyde	86		81		30-150	6		30	A
Endrin ketone	106		105		30-150	1		30	A
Dieldrin	125		128		30-150	2		30	A
4,4'-DDE	114		116		30-150	2		30	A
4,4'-DDD	119		119		30-150	0		30	A
4,4'-DDT	136		140		30-150	3		30	A
Endosulfan I	109		112		30-150	3		30	A
Endosulfan II	112		113		30-150	1		30	A
Endosulfan sulfate	80		71		30-150	12		30	A
Methoxychlor	131		122		30-150	7		30	A
cis-Chlordane	99		101		30-150	2		30	A
trans-Chlordane	96		94		30-150	2		30	A

Lab Control Sample Analysis
Batch Quality Control

Project Name: CPG YONKERS NY
Project Number: Not Specified

Lab Number: L1640986
Report Date: 12/22/16

Parameter	LCS %Recovery	Qual	LCSD %Recovery	Qual	%Recovery Limits	RPD	Qual	RPD Limits
Organochlorine Pesticides by GC - Westborough Lab Associated sample(s): 01-02 Batch: WG962411-2 WG962411-3								

Surrogate	LCS %Recovery	Qual	LCSD %Recovery	Qual	Acceptance Criteria	Column
2,4,5,6-Tetrachloro-m-xylene	80		78		30-150	B
Decachlorobiphenyl	90		117		30-150	B
2,4,5,6-Tetrachloro-m-xylene	96		93		30-150	A
Decachlorobiphenyl	106		103		30-150	A

METALS

Project Name: CPG YONKERS NY
Project Number: Not Specified
Lab Number: L1640986
Report Date: 12/22/16

SAMPLE RESULTS

Lab ID: L1640986-01
Client ID: B-12, S3, 4-6'
Sample Location: Not Specified
Matrix: Soil
Percent Solids: 86%

Date Collected: 12/15/16 11:40
Date Received: 12/15/16
Field Prep: Not Specified

Parameter	Result	Qualifier	Units	RL	MDL	Dilution Factor	Date Prepared	Date Analyzed	Prep Method	Analytical Method	Analyst
Total Metals - Mansfield Lab											
Aluminum, Total	9500		mg/kg	9.3	2.5	2	12/16/16 19:30	12/19/16 19:11	EPA 3050B	1,6010C	AB
Antimony, Total	ND		mg/kg	4.6	0.35	2	12/16/16 19:30	12/19/16 19:11	EPA 3050B	1,6010C	AB
Arsenic, Total	1.7		mg/kg	0.93	0.19	2	12/16/16 19:30	12/19/16 19:11	EPA 3050B	1,6010C	AB
Barium, Total	38		mg/kg	0.93	0.16	2	12/16/16 19:30	12/19/16 19:11	EPA 3050B	1,6010C	AB
Beryllium, Total	0.31	J	mg/kg	0.46	0.03	2	12/16/16 19:30	12/19/16 19:11	EPA 3050B	1,6010C	AB
Cadmium, Total	ND		mg/kg	0.93	0.09	2	12/16/16 19:30	12/19/16 19:11	EPA 3050B	1,6010C	AB
Calcium, Total	2200		mg/kg	9.3	3.2	2	12/16/16 19:30	12/19/16 19:11	EPA 3050B	1,6010C	AB
Chromium, Total	58		mg/kg	0.93	0.09	2	12/16/16 19:30	12/19/16 19:11	EPA 3050B	1,6010C	AB
Cobalt, Total	5.9		mg/kg	1.9	0.15	2	12/16/16 19:30	12/19/16 19:11	EPA 3050B	1,6010C	AB
Copper, Total	13		mg/kg	0.93	0.24	2	12/16/16 19:30	12/19/16 19:11	EPA 3050B	1,6010C	AB
Iron, Total	16000		mg/kg	4.6	0.84	2	12/16/16 19:30	12/19/16 19:11	EPA 3050B	1,6010C	AB
Lead, Total	32		mg/kg	4.6	0.25	2	12/16/16 19:30	12/19/16 19:11	EPA 3050B	1,6010C	AB
Magnesium, Total	2900		mg/kg	9.3	1.4	2	12/16/16 19:30	12/19/16 19:11	EPA 3050B	1,6010C	AB
Manganese, Total	180		mg/kg	0.93	0.15	2	12/16/16 19:30	12/19/16 19:11	EPA 3050B	1,6010C	AB
Mercury, Total	0.04	J	mg/kg	0.07	0.02	1	12/16/16 09:00	12/20/16 13:02	EPA 7471B	1,7471B	BV
Nickel, Total	11		mg/kg	2.3	0.22	2	12/16/16 19:30	12/19/16 19:11	EPA 3050B	1,6010C	AB
Potassium, Total	270		mg/kg	230	13.	2	12/16/16 19:30	12/19/16 19:11	EPA 3050B	1,6010C	AB
Selenium, Total	ND		mg/kg	1.9	0.24	2	12/16/16 19:30	12/19/16 19:11	EPA 3050B	1,6010C	AB
Silver, Total	ND		mg/kg	0.93	0.26	2	12/16/16 19:30	12/19/16 19:11	EPA 3050B	1,6010C	AB
Sodium, Total	140	J	mg/kg	190	2.9	2	12/16/16 19:30	12/19/16 19:11	EPA 3050B	1,6010C	AB
Thallium, Total	ND		mg/kg	1.9	0.29	2	12/16/16 19:30	12/19/16 19:11	EPA 3050B	1,6010C	AB
Vanadium, Total	37		mg/kg	0.93	0.19	2	12/16/16 19:30	12/19/16 19:11	EPA 3050B	1,6010C	AB
Zinc, Total	36		mg/kg	4.6	0.27	2	12/16/16 19:30	12/19/16 19:11	EPA 3050B	1,6010C	AB

Project Name: CPG YONKERS NY
Project Number: Not Specified
Lab Number: L1640986
Report Date: 12/22/16

SAMPLE RESULTS

Lab ID: L1640986-02
Client ID: B-10, S2, 3-4'
Sample Location: Not Specified
Matrix: Soil
Percent Solids: 85%

Date Collected: 12/15/16 15:10
Date Received: 12/15/16
Field Prep: Not Specified

Parameter	Result	Qualifier	Units	RL	MDL	Dilution Factor	Date Prepared	Date Analyzed	Prep Method	Analytical Method	Analyst
Total Metals - Mansfield Lab											
Aluminum, Total	8300		mg/kg	8.9	2.4	2	12/16/16 19:30	12/19/16 19:15	EPA 3050B	1,6010C	AB
Antimony, Total	ND		mg/kg	4.4	0.34	2	12/16/16 19:30	12/19/16 19:15	EPA 3050B	1,6010C	AB
Arsenic, Total	2.5		mg/kg	0.89	0.18	2	12/16/16 19:30	12/19/16 19:15	EPA 3050B	1,6010C	AB
Barium, Total	46		mg/kg	0.89	0.15	2	12/16/16 19:30	12/19/16 19:15	EPA 3050B	1,6010C	AB
Beryllium, Total	0.53		mg/kg	0.44	0.03	2	12/16/16 19:30	12/19/16 19:15	EPA 3050B	1,6010C	AB
Cadmium, Total	ND		mg/kg	0.89	0.09	2	12/16/16 19:30	12/19/16 19:15	EPA 3050B	1,6010C	AB
Calcium, Total	1400		mg/kg	8.9	3.1	2	12/16/16 19:30	12/19/16 19:15	EPA 3050B	1,6010C	AB
Chromium, Total	33		mg/kg	0.89	0.09	2	12/16/16 19:30	12/19/16 19:15	EPA 3050B	1,6010C	AB
Cobalt, Total	8.9		mg/kg	1.8	0.15	2	12/16/16 19:30	12/19/16 19:15	EPA 3050B	1,6010C	AB
Copper, Total	8.9		mg/kg	0.89	0.23	2	12/16/16 19:30	12/19/16 19:15	EPA 3050B	1,6010C	AB
Iron, Total	18000		mg/kg	4.4	0.80	2	12/16/16 19:30	12/19/16 19:15	EPA 3050B	1,6010C	AB
Lead, Total	17		mg/kg	4.4	0.24	2	12/16/16 19:30	12/19/16 19:15	EPA 3050B	1,6010C	AB
Magnesium, Total	1700		mg/kg	8.9	1.4	2	12/16/16 19:30	12/19/16 19:15	EPA 3050B	1,6010C	AB
Manganese, Total	550		mg/kg	0.89	0.14	2	12/16/16 19:30	12/19/16 19:15	EPA 3050B	1,6010C	AB
Mercury, Total	0.05	J	mg/kg	0.07	0.02	1	12/16/16 09:00	12/20/16 13:04	EPA 7471B	1,7471B	BV
Nickel, Total	9.6		mg/kg	2.2	0.21	2	12/16/16 19:30	12/19/16 19:15	EPA 3050B	1,6010C	AB
Potassium, Total	540		mg/kg	220	13.	2	12/16/16 19:30	12/19/16 19:15	EPA 3050B	1,6010C	AB
Selenium, Total	ND		mg/kg	1.8	0.23	2	12/16/16 19:30	12/19/16 19:15	EPA 3050B	1,6010C	AB
Silver, Total	ND		mg/kg	0.89	0.25	2	12/16/16 19:30	12/19/16 19:15	EPA 3050B	1,6010C	AB
Sodium, Total	54	J	mg/kg	180	2.8	2	12/16/16 19:30	12/19/16 19:15	EPA 3050B	1,6010C	AB
Thallium, Total	ND		mg/kg	1.8	0.28	2	12/16/16 19:30	12/19/16 19:15	EPA 3050B	1,6010C	AB
Vanadium, Total	26		mg/kg	0.89	0.18	2	12/16/16 19:30	12/19/16 19:15	EPA 3050B	1,6010C	AB
Zinc, Total	27		mg/kg	4.4	0.26	2	12/16/16 19:30	12/19/16 19:15	EPA 3050B	1,6010C	AB

Project Name: CPG YONKERS NY **Lab Number:** L1640986

Project Number: Not Specified **Report Date:** 12/22/16

Method Blank Analysis
Batch Quality Control

Parameter	Result	Qualifier	Units	RL	MDL	Dilution Factor	Date Prepared	Date Analyzed	Analytical Method	Analyst
Total Metals - Mansfield Lab for sample(s): 01-02 Batch: WG961863-1										
Mercury, Total	ND		mg/kg	0.08	0.02	1	12/16/16 09:00	12/20/16 12:30	1,7471B	BV

Prep Information

Digestion Method: EPA 7471B

Parameter	Result	Qualifier	Units	RL	MDL	Dilution Factor	Date Prepared	Date Analyzed	Analytical Method	Analyst
Total Metals - Mansfield Lab for sample(s): 01-02 Batch: WG962160-1										
Aluminum, Total	ND		mg/kg	4.0	1.1	1	12/16/16 19:30	12/19/16 17:39	1,6010C	AB
Antimony, Total	ND		mg/kg	2.0	0.15	1	12/16/16 19:30	12/19/16 17:39	1,6010C	AB
Arsenic, Total	ND		mg/kg	0.40	0.08	1	12/16/16 19:30	12/19/16 17:39	1,6010C	AB
Barium, Total	ND		mg/kg	0.40	0.07	1	12/16/16 19:30	12/19/16 17:39	1,6010C	AB
Beryllium, Total	ND		mg/kg	0.20	0.01	1	12/16/16 19:30	12/19/16 17:39	1,6010C	AB
Cadmium, Total	ND		mg/kg	0.40	0.04	1	12/16/16 19:30	12/19/16 17:39	1,6010C	AB
Calcium, Total	ND		mg/kg	4.0	1.4	1	12/16/16 19:30	12/19/16 17:39	1,6010C	AB
Chromium, Total	ND		mg/kg	0.40	0.04	1	12/16/16 19:30	12/19/16 17:39	1,6010C	AB
Cobalt, Total	ND		mg/kg	0.80	0.07	1	12/16/16 19:30	12/19/16 17:39	1,6010C	AB
Copper, Total	ND		mg/kg	0.40	0.10	1	12/16/16 19:30	12/19/16 17:39	1,6010C	AB
Iron, Total	ND		mg/kg	2.0	0.36	1	12/16/16 19:30	12/19/16 17:39	1,6010C	AB
Lead, Total	ND		mg/kg	2.0	0.11	1	12/16/16 19:30	12/19/16 17:39	1,6010C	AB
Magnesium, Total	ND		mg/kg	4.0	0.62	1	12/16/16 19:30	12/19/16 17:39	1,6010C	AB
Manganese, Total	ND		mg/kg	0.40	0.06	1	12/16/16 19:30	12/19/16 17:39	1,6010C	AB
Nickel, Total	ND		mg/kg	1.0	0.10	1	12/16/16 19:30	12/19/16 17:39	1,6010C	AB
Potassium, Total	ND		mg/kg	100	5.8	1	12/16/16 19:30	12/19/16 17:39	1,6010C	AB
Selenium, Total	ND		mg/kg	0.80	0.10	1	12/16/16 19:30	12/19/16 17:39	1,6010C	AB
Silver, Total	ND		mg/kg	0.40	0.11	1	12/16/16 19:30	12/19/16 17:39	1,6010C	AB
Sodium, Total	5.6	J	mg/kg	80	1.3	1	12/16/16 19:30	12/19/16 17:39	1,6010C	AB
Thallium, Total	ND		mg/kg	0.80	0.13	1	12/16/16 19:30	12/19/16 17:39	1,6010C	AB
Vanadium, Total	ND		mg/kg	0.40	0.08	1	12/16/16 19:30	12/19/16 17:39	1,6010C	AB
Zinc, Total	ND		mg/kg	2.0	0.12	1	12/16/16 19:30	12/19/16 17:39	1,6010C	AB

Project Name: CPG YONKERS NY

Project Number: Not Specified

Lab Number: L1640986

Report Date: 12/22/16

Method Blank Analysis
Batch Quality Control

Prep Information

Digestion Method: EPA 3050B

Lab Control Sample Analysis
Batch Quality Control

Project Name: CPG YONKERS NY
Project Number: Not Specified

Lab Number: L1640986
Report Date: 12/22/16

Parameter	LCS %Recovery	Qual	LCSD %Recovery	Qual	%Recovery Limits	RPD	Qual	RPD Limits
Total Metals - Mansfield Lab Associated sample(s): 01-02 Batch: WG961863-2 SRM Lot Number: D091-540								
Mercury, Total	98		-		72-128	-		

Lab Control Sample Analysis
Batch Quality Control

Project Name: CPG YONKERS NY
Project Number: Not Specified

Lab Number: L1640986
Report Date: 12/22/16

Parameter	LCS %Recovery	LCSD %Recovery	%Recovery Limits	RPD	RPD Limits
Total Metals - Mansfield Lab Associated sample(s): 01-02 Batch: WG962160-2 SRM Lot Number: D091-540					
Aluminum, Total	83	-	52-148	-	
Antimony, Total	114	-	1-200	-	
Arsenic, Total	103	-	80-121	-	
Barium, Total	96	-	84-117	-	
Beryllium, Total	94	-	83-117	-	
Cadmium, Total	100	-	83-117	-	
Calcium, Total	102	-	81-118	-	
Chromium, Total	98	-	80-119	-	
Cobalt, Total	104	-	84-115	-	
Copper, Total	98	-	82-117	-	
Iron, Total	107	-	47-154	-	
Lead, Total	103	-	82-118	-	
Magnesium, Total	95	-	77-123	-	
Manganese, Total	104	-	82-118	-	
Nickel, Total	93	-	83-117	-	
Potassium, Total	96	-	72-128	-	
Selenium, Total	96	-	79-121	-	
Silver, Total	99	-	75-124	-	
Sodium, Total	99	-	73-126	-	
Thallium, Total	106	-	80-121	-	
Vanadium, Total	96	-	78-122	-	

Lab Control Sample Analysis
Batch Quality Control

Project Name: CPG YONKERS NY
Project Number: Not Specified

Lab Number: L1640986
Report Date: 12/22/16

Parameter	LCS %Recovery	LCSD %Recovery	%Recovery Limits	RPD	RPD Limits
Total Metals - Mansfield Lab Associated sample(s): 01-02 Batch: WG962160-2 SRM Lot Number: D091-540					
Zinc, Total	103	-	82-118	-	

Matrix Spike Analysis
Batch Quality Control

Project Name: CPG YONKERS NY
Project Number: Not Specified

Lab Number: L1640986
Report Date: 12/22/16

Parameter	Native Sample	MS Added	MS Found	MS %Recovery	Qual	MSD Found	MSD %Recovery	Qual	Recovery Limits	RPD	Qual	RPD Limits
Total Metals - Mansfield Lab Associated sample(s): 01-02 QC Batch ID: WG961863-3 QC Sample: L1640783-01 Client ID: MS Sample												
Mercury, Total	0.078J	0.162	0.29	**179**	Q	-	-		80-120	-		20

Matrix Spike Analysis
Batch Quality Control

Project Name: CPG YONKERS NY
Project Number: Not Specified

Lab Number: L1640986
Report Date: 12/22/16

Parameter	Native Sample	MS Added	MS Found	MS %Recovery		MSD Found	MSD %Recovery	Recovery Limits	RPD	RPD Limits
Total Metals - Mansfield Lab Associated sample(s): 01-02 QC Batch ID: WG962160-3 QC Sample: L1640817-01 Client ID: MS Sample										
Aluminum, Total	9300	178	9800	**281**	Q	-	-	75-125	-	20
Antimony, Total	0.63J	44.5	32	**72**	Q	-	-	75-125	-	20
Arsenic, Total	5.7	10.7	15	87		-	-	75-125	-	20
Barium, Total	42.	178	310	**150**	Q	-	-	75-125	-	20
Beryllium, Total	0.40	4.45	3.9	79		-	-	75-125	-	20
Cadmium, Total	ND	4.54	4.2	92		-	-	75-125	-	20
Calcium, Total	1200	890	2000	90		-	-	75-125	-	20
Chromium, Total	11.	17.8	23	**67**	Q	-	-	75-125	-	20
Cobalt, Total	8.2	44.5	43	78		-	-	75-125	-	20
Copper, Total	24.	22.2	45	94		-	-	75-125	-	20
Iron, Total	20000	89	22000	**2250**	Q	-	-	75-125	-	20
Lead, Total	9.2	45.4	44	77		-	-	75-125	-	20
Magnesium, Total	3700	890	4600	101		-	-	75-125	-	20
Manganese, Total	860	44.5	4000	**7050**	Q	-	-	75-125	-	20
Nickel, Total	17.	44.5	59	94		-	-	75-125	-	20
Potassium, Total	380	890	1100	81		-	-	75-125	-	20
Selenium, Total	ND	10.7	8.0	75		-	-	75-125	-	20
Silver, Total	ND	26.7	22	82		-	-	75-125	-	20
Sodium, Total	24.J	890	780	88		-	-	75-125	-	20
Thallium, Total	ND	10.7	7.9	**74**	Q	-	-	75-125	-	20
Vanadium, Total	14.	44.5	48	76		-	-	75-125	-	20

Matrix Spike Analysis
Batch Quality Control

Project Name: CPG YONKERS NY
Project Number: Not Specified

Lab Number: L1640986
Report Date: 12/22/16

Parameter	Native Sample	MS Added	MS Found	MS %Recovery	MSD Found	MSD %Recovery	Recovery Limits	RPD	RPD Limits
Total Metals - Mansfield Lab Associated sample(s): 01-02 QC Batch ID: WG962160-3 QC Sample: L1640817-01 Client ID: MS Sample									
Zinc, Total	56.	44.5	99	96	-	-	75-125	-	20

Lab Duplicate Analysis
Batch Quality Control

Project Name: CPG YONKERS NY
Project Number: Not Specified

Lab Number: L1640986
Report Date: 12/22/16

Parameter	Native Sample	Duplicate Sample	Units	RPD	Qual	RPD Limits
Total Metals - Mansfield Lab Associated sample(s): 01-02 QC Batch ID: WG961863-4 QC Sample: L1640783-01 Client ID: DUP Sample						
Mercury, Total	0.078J	0.06J	mg/kg	NC		20
Total Metals - Mansfield Lab Associated sample(s): 01-02 QC Batch ID: WG962160-4 QC Sample: L1640817-01 Client ID: DUP Sample						
Lead, Total	9.2	9.4	mg/kg	2		20

INORGANICS
&
MISCELLANEOUS

Project Name: CPG YONKERS NY
Project Number: Not Specified

Lab Number: L1640986
Report Date: 12/22/16

SAMPLE RESULTS

Lab ID: L1640986-01
Client ID: B-12, S3, 4-6'
Sample Location: Not Specified
Matrix: Soil

Date Collected: 12/15/16 11:40
Date Received: 12/15/16
Field Prep: Not Specified

Parameter	Result	Qualifier	Units	RL	MDL	Dilution Factor	Date Prepared	Date Analyzed	Analytical Method	Analyst
General Chemistry - Westborough Lab										
Solids, Total	85.8		%	0.100	NA	1	-	12/16/16 12:02	121,2540G	RI
Cyanide, Total	ND		mg/kg	1.1	0.18	1	12/17/16 11:30	12/19/16 12:49	1,9010C/9012B	JO

Project Name: CPG YONKERS NY
Project Number: Not Specified

Lab Number: L1640986
Report Date: 12/22/16

SAMPLE RESULTS

Lab ID: L1640986-02
Client ID: B-10, S2, 3-4'
Sample Location: Not Specified
Matrix: Soil

Date Collected: 12/15/16 15:10
Date Received: 12/15/16
Field Prep: Not Specified

Parameter	Result	Qualifier	Units	RL	MDL	Dilution Factor	Date Prepared	Date Analyzed	Analytical Method	Analyst
General Chemistry - Westborough Lab										
Solids, Total	85.4		%	0.100	NA	1	-	12/16/16 12:02	121,2540G	RI
Cyanide, Total	ND		mg/kg	1.1	0.19	1	12/19/16 12:10	12/19/16 16:08	1,9010C/9012B	JO

Project Name: CPG YONKERS NY **Lab Number:** L1640986

Project Number: Not Specified **Report Date:** 12/22/16

Method Blank Analysis
Batch Quality Control

Parameter	Result	Qualifier	Units	RL	MDL	Dilution Factor	Date Prepared	Date Analyzed	Analytical Method	Analyst
General Chemistry - Westborough Lab for sample(s): 01 Batch: WG962267-1										
Cyanide, Total	ND		mg/kg	0.92	0.15	1	12/17/16 11:30	12/19/16 12:37	1,9010C/9012B	JO
General Chemistry - Westborough Lab for sample(s): 02 Batch: WG962603-1										
Cyanide, Total	ND		mg/kg	0.87	0.14	1	12/19/16 12:10	12/19/16 16:05	1,9010C/9012B	JO

Lab Control Sample Analysis
Batch Quality Control

Project Name: CPG YONKERS NY
Project Number: Not Specified

Lab Number: L1640986
Report Date: 12/22/16

Parameter	LCS %Recovery	Qual	LCSD %Recovery	Qual	%Recovery Limits	RPD	Qual	RPD Limits
General Chemistry - Westborough Lab Associated sample(s): 01 Batch: WG962267-2 WG962267-3								
Cyanide, Total	113		**46**	Q	80-120	**86**	Q	35
General Chemistry - Westborough Lab Associated sample(s): 02 Batch: WG962603-2 WG962603-3								
Cyanide, Total	111		118		80-120	6		35

Matrix Spike Analysis
Batch Quality Control

Project Name: CPG YONKERS NY
Project Number: Not Specified

Lab Number: L1640986
Report Date: 12/22/16

Parameter	Native Sample	MS Added	MS Found	MS %Recovery	Qual	MSD Found	MSD %Recovery	Qual	Recovery Limits	RPD	Qual	RPD Limits
General Chemistry - Westborough Lab Associated sample(s): 01 QC Batch ID: WG962267-4 WG962267-5 QC Sample: L1640296-01 Client ID: MS Sample												
Cyanide, Total	42.	14	40	**0**	Q	59	128		65-135	**38**	Q	35
General Chemistry - Westborough Lab Associated sample(s): 02 QC Batch ID: WG962603-4 WG962603-5 QC Sample: L1640986-02 Client ID: B-10, S2, 3-4'												
Cyanide, Total	ND	11	11	100		12	110		65-135	9		35

Lab Duplicate Analysis
Batch Quality Control

Project Name: CPG YONKERS NY
Project Number: Not Specified

Lab Number: L1640986
Report Date: 12/22/16

Parameter	Native Sample	Duplicate Sample	Units	RPD	Qual	RPD Limits
General Chemistry - Westborough Lab Associated sample(s): 01-02 QC Batch ID: WG961914-1 QC Sample: L1640873-01 Client ID: DUP Sample						
Solids, Total	85.3	85.2	%	0		20

Project Name: CPG YONKERS NY
Project Number: Not Specified

Lab Number: L1640986
Report Date: 12/22/16

Sample Receipt and Container Information

Were project specific reporting limits specified? YES

Reagent H2O Preserved Vials Frozen on: 12/16/2016 01:59

Cooler Information Custody Seal

Cooler	
A	Absent

Container Information

Container ID	Container Type	Cooler	pH	Temp deg C	Pres	Seal	Analysis(*)
L1640986-01A	Vial MeOH preserved	A	N/A	1.1	Y	Absent	NYTCL-8260HLW(14)
L1640986-01B	Vial water preserved	A	N/A	1.1	Y	Absent	NYTCL-8260HLW(14)
L1640986-01C	Vial water preserved	A	N/A	1.1	Y	Absent	NYTCL-8260HLW(14)
L1640986-01D	Plastic 2oz unpreserved for TS	A	N/A	1.1	Y	Absent	TS(7)
L1640986-01E	Metals Only - Glass 60mL/2oz unp	A	N/A	1.1	Y	Absent	BE-TI(180),AS-TI(180),BA-TI(180),AG-TI(180),AL-TI(180),CR-TI(180),NI-TI(180),TL-TI(180),CU-TI(180),PB-TI(180),SB-TI(180),SE-TI(180),ZN-TI(180),CO-TI(180),V-TI(180),FE-TI(180),HG-T(28),MG-TI(180),MN-TI(180),CA-TI(180),CD-TI(180),K-TI(180),NA-TI(180)
L1640986-01F	Glass 250ml/8oz unpreserved	A	N/A	1.1	Y	Absent	NYTCL-8270(14),TCN-9010(14),NYTCL-8081(14),NYTCL-8082(14)
L1640986-02A	Vial MeOH preserved	A	N/A	1.1	Y	Absent	NYTCL-8260HLW(14)
L1640986-02B	Vial water preserved	A	N/A	1.1	Y	Absent	NYTCL-8260HLW(14)
L1640986-02C	Vial water preserved	A	N/A	1.1	Y	Absent	NYTCL-8260HLW(14)
L1640986-02D	Plastic 2oz unpreserved for TS	A	N/A	1.1	Y	Absent	TS(7)
L1640986-02E	Metals Only - Glass 60mL/2oz unp	A	N/A	1.1	Y	Absent	BE-TI(180),AS-TI(180),BA-TI(180),AG-TI(180),AL-TI(180),CR-TI(180),NI-TI(180),TL-TI(180),CU-TI(180),PB-TI(180),SB-TI(180),SE-TI(180),ZN-TI(180),CO-TI(180),V-TI(180),FE-TI(180),HG-T(28),MG-TI(180),MN-TI(180),CA-TI(180),CD-TI(180),K-TI(180),NA-TI(180)
L1640986-02F	Glass 250ml/8oz unpreserved	A	N/A	1.1	Y	Absent	NYTCL-8270(14),TCN-9010(14),NYTCL-8081(14),NYTCL-8082(14)

*Values in parentheses indicate holding time in days

Project Name:	CPG YONKERS NY	**Lab Number:**	L1640986
Project Number:	Not Specified	**Report Date:**	12/22/16

GLOSSARY

Acronyms

EDL	- Estimated Detection Limit: This value represents the level to which target analyte concentrations are reported as estimated values, when those target analyte concentrations are quantified below the reporting limit (RL). The EDL includes any adjustments from dilutions, concentrations or moisture content, where applicable. The use of EDLs is specific to the analysis of PAHs using Solid-Phase Microextraction (SPME).
EPA	- Environmental Protection Agency.
LCS	- Laboratory Control Sample: A sample matrix, free from the analytes of interest, spiked with verified known amounts of analytes or a material containing known and verified amounts of analytes.
LCSD	- Laboratory Control Sample Duplicate: Refer to LCS.
LFB	- Laboratory Fortified Blank: A sample matrix, free from the analytes of interest, spiked with verified known amounts of analytes or a material containing known and verified amounts of analytes.
MDL	- Method Detection Limit: This value represents the level to which target analyte concentrations are reported as estimated values, when those target analyte concentrations are quantified below the reporting limit (RL). The MDL includes any adjustments from dilutions, concentrations or moisture content, where applicable.
MS	- Matrix Spike Sample: A sample prepared by adding a known mass of target analyte to a specified amount of matrix sample for which an independent estimate of target analyte concentration is available.
MSD	- Matrix Spike Sample Duplicate: Refer to MS.
NA	- Not Applicable.
NC	- Not Calculated: Term is utilized when one or more of the results utilized in the calculation are non-detect at the parameter's reporting unit.
NDPA/DPA	- N-Nitrosodiphenylamine/Diphenylamine.
NI	- Not Ignitable.
NP	- Non-Plastic: Term is utilized for the analysis of Atterberg Limits in soil.
RL	- Reporting Limit: The value at which an instrument can accurately measure an analyte at a specific concentration. The RL includes any adjustments from dilutions, concentrations or moisture content, where applicable.
RPD	- Relative Percent Difference: The results from matrix and/or matrix spike duplicates are primarily designed to assess the precision of analytical results in a given matrix and are expressed as relative percent difference (RPD). Values which are less than five times the reporting limit for any individual parameter are evaluated by utilizing the absolute difference between the values; although the RPD value will be provided in the report.
SRM	- Standard Reference Material: A reference sample of a known or certified value that is of the same or similar matrix as the associated field samples.
STLP	- Semi-dynamic Tank Leaching Procedure per EPA Method 1315.
TIC	- Tentatively Identified Compound: A compound that has been identified to be present and is not part of the target compound list (TCL) for the method and/or program. All TICs are qualitatively identified and reported as estimated concentrations.

Footnotes

1	- The reference for this analyte should be considered modified since this analyte is absent from the target analyte list of the original method.

Terms

Total: With respect to Organic analyses, a 'Total' result is defined as the summation of results for individual isomers or Aroclors. If a 'Total' result is requested, the results of its individual components will also be reported. This is applicable to 'Total' results for methods 8260, 8081 and 8082.

Analytical Method: Both the document from which the method originates and the analytical reference method. (Example: EPA 8260B is shown as 1,8260B.) The codes for the reference method documents are provided in the References section of the Addendum.

Data Qualifiers

A	- Spectra identified as "Aldol Condensation Product".
B	- The analyte was detected above the reporting limit in the associated method blank. Flag only applies to associated field samples that have detectable concentrations of the analyte at less than ten times (10x) the concentration found in the blank. For MCP-related projects, flag only applies to associated field samples that have detectable concentrations of the analyte at less than ten times (10x) the concentration found in the blank. For DOD-related projects, flag only applies to associated field samples that have detectable concentrations of the analyte at less than ten times (10x) the concentration found in the blank AND the analyte was detected above one-half the reporting limit (or above the reporting limit for common lab contaminants) in the associated method blank. For NJ-Air-related projects, flag only applies to associated field samples that have detectable concentrations of the analyte above the reporting limit. For NJ-related projects (excluding Air), flag only applies to associated field samples that have detectable concentrations of the analyte, which was detected above the reporting limit in the associated method blank or above five times the

Project Name:	CPG YONKERS NY	**Lab Number:**	L1640986
Project Number:	Not Specified	**Report Date:**	12/22/16

Data Qualifiers

reporting limit for common lab contaminants (Phthalates, Acetone, Methylene Chloride, 2-Butanone).

C - Co-elution: The target analyte co-elutes with a known lab standard (i.e. surrogate, internal standards, etc.) for co-extracted analyses.

D - Concentration of analyte was quantified from diluted analysis. Flag only applies to field samples that have detectable concentrations of the analyte.

E - Concentration of analyte exceeds the range of the calibration curve and/or linear range of the instrument.

G - The concentration may be biased high due to matrix interferences (i.e, co-elution) with non-target compound(s). The result should be considered estimated.

H - The analysis of pH was performed beyond the regulatory-required holding time of 15 minutes from the time of sample collection.

I - The lower value for the two columns has been reported due to obvious interference.

M - Reporting Limit (RL) exceeds the MCP CAM Reporting Limit for this analyte.

NJ - Presumptive evidence of compound. This represents an estimated concentration for Tentatively Identified Compounds (TICs), where the identification is based on a mass spectral library search.

P - The RPD between the results for the two columns exceeds the method-specified criteria.

Q - The quality control sample exceeds the associated acceptance criteria. For DOD-related projects, LCS and/or Continuing Calibration Standard exceedences are also qualified on all associated sample results. Note: This flag is not applicable for matrix spike recoveries when the sample concentration is greater than 4x the spike added or for batch duplicate RPD when the sample concentrations are less than 5x the RL. (Metals only.)

R - Analytical results are from sample re-analysis.

RE - Analytical results are from sample re-extraction.

S - Analytical results are from modified screening analysis.

J - Estimated value. The Target analyte concentration is below the quantitation limit (RL), but above the Method Detection Limit (MDL) or Estimated Detection Limit (EDL) for SPME-related analyses. This represents an estimated concentration for Tentatively Identified Compounds (TICs).

ND - Not detected at the method detection limit (MDL) for the sample, or estimated detection limit (EDL) for SPME-related analyses.

Report Format: DU Report with 'J' Qualifiers

Project Name: CPG YONKERS NY **Lab Number:** L1640986
Project Number: Not Specified **Report Date:** 12/22/16

REFERENCES

1 Test Methods for Evaluating Solid Waste: Physical/Chemical Methods. EPA SW-846. Third Edition. Updates I - IV, 2007.

121 Standard Methods for the Examination of Water and Wastewater. APHA-AWWA-WEF. Standard Methods Online.

LIMITATION OF LIABILITIES

Alpha Analytical performs services with reasonable care and diligence normal to the analytical testing laboratory industry. In the event of an error, the sole and exclusive responsibility of Alpha Analytical shall be to re-perform the work at it's own expense. In no event shall Alpha Analytical be held liable for any incidental, consequential or special damages, including but not limited to, damages in any way connected with the use of, interpretation of, information or analysis provided by Alpha Analytical.

We strongly urge our clients to comply with EPA protocol regarding sample volume, preservation, cooling, containers, sampling procedures, holding time and splitting of samples in the field.

Certification Information

The following analytes are not included in our Primary NELAP Scope of Accreditation:

Westborough Facility
EPA 624: m/p-xylene, o-xylene
EPA 8260C: NPW: 1,2,4,5-Tetramethylbenzene; 4-Ethyltoluene, Azobenzene; SCM: Iodomethane (methyl iodide), Methyl methacrylate, 1,2,4,5-Tetramethylbenzene; 4-Ethyltoluene.
EPA 8270D: NPW: Dimethylnaphthalene,1,4-Diphenylhydrazine; SCM: Dimethylnaphthalene,1,4-Diphenylhydrazine.
EPA 300: DW: Bromide
EPA 6860: NPW and SCM: Perchlorate
EPA 9010: NPW and SCM: Amenable Cyanide Distillation
EPA 9012B: NPW: Total Cyanide
EPA 9050A: NPW: Specific Conductance
SM3500: NPW: Ferrous Iron
SM4500: NPW: Amenable Cyanide, Dissolved Oxygen; SCM: Total Phosphorus, TKN, NO2, NO3.
SM5310C: DW: Dissolved Organic Carbon

Mansfield Facility
SM 2540D: TSS
EPA 3005A NPW
EPA 8082A: NPW: PCB: 1, 5, 31, 87,101, 110, 141, 151, 153, 180, 183, 187.
EPA TO-15: Halothane, 2,4,4-Trimethyl-2-pentene, 2,4,4-Trimethyl-1-pentene, Thiophene, 2-Methylthiophene, 3-Methylthiophene, 2-Ethylthiophene, 1,2,3-Trimethylbenzene, Indan, Indene, 1,2,4,5-Tetramethylbenzene, Benzothiophene, 1-Methylnaphthalene.
Biological Tissue Matrix: ***EPA 3050B***

The following analytes are included in our Massachusetts DEP Scope of Accreditation

Westborough Facility:

Drinking Water
EPA 300.0: Nitrate-N, Fluoride, Sulfate; **EPA 353.2**: Nitrate-N, Nitrite-N; **SM4500NO3-F**: Nitrate-N, Nitrite-N; **SM4500F-C, SM4500CN-CE, EPA 180.1, SM2130B, SM4500Cl-D, SM2320B, SM2540C, SM4500H-B**
EPA 332: Perchlorate; **EPA 524.2:** THMs and VOCs; **EPA 504.1:** EDB, DBCP.
Microbiology: **SM9215B; SM9223-P/A, SM9223B-Colilert-QT,SM9222D**.

Non-Potable Water
SM4500H,B, EPA 120.1, SM2510B, SM2540C, SM2320B, SM4500CL-E, SM4500F-BC, SM4500NH3-BH, **EPA 350.1**: Ammonia-N, **LACHAT 10-107-06-1-B**: Ammonia-N, **SM4500NO3-F, EPA 353.2**: Nitrate-N**, EPA 351.1, SM4500P-E, SM4500P-B, E, SM4500SO4-E, SM5220D, EPA 410.4, SM5210B, SM5310C, SM4500CL-D, EPA 1664, EPA 420.1, SM4500-CN-CE, SM2540D.**
EPA 624: Volatile Halocarbons & Aromatics,
EPA 608: Chlordane, Toxaphene, Aldrin, alpha-BHC, beta-BHC, gamma-BHC, delta-BHC, Dieldrin, DDD, DDE, DDT, Endosulfan I, Endosulfan II, Endosulfan sulfate, Endrin, Endrin Aldehyde, Heptachlor, Heptachlor Epoxide, PCBs
EPA 625: SVOC (Acid/Base/Neutral Extractables), **EPA 600/4-81-045**: PCB-Oil.
Microbiology: **SM9223B-Colilert-QT; Enterolert-QT, SM9222D-MF**.

Mansfield Facility:

Drinking Water
EPA 200.7: Ba, Be, Cd, Cr, Cu, Ni, Na, Ca. **EPA 200.8:** Sb, As, Ba, Be, Cd, Cr, Cu, Pb, Ni, Se, TL. **EPA 245.1** Hg.

Non-Potable Water
EPA 200.7: Al, Sb, As, Be, Cd, Ca, Cr, Co, Cu, Fe, Pb, Mg, Mn, Mo, Ni, K, Se, Ag, Na, Sr, TL, Ti, V, Zn.
EPA 200.8: Al, Sb, As, Be, Cd, Cr, Cu, Pb, Mn, Ni, Se, Ag, TL, Zn.
EPA 245.1 Hg.
SM2340B

For a complete listing of analytes and methods, please contact your Alpha Project Manager.

ALPHA ANALYTICAL

Westborough, MA 01581
8 Walkup Dr.
TEL: 508-898-9220
FAX: 508-898-9193

Mansfield, MA 02048
320 Forbes Blvd
TEL: 508-822-9300
FAX: 508-822-3288

NEW YORK CHAIN OF CUSTODY

Service Centers
Mahwah, NJ 07430: 35 Whitney Rd, Suite 5
Albany, NY 12205: 14 Walker Way
Tonawanda, NY 14150: 275 Cooper Ave, Suite 105

Page 1 of

Date Rec'd in Lab: 12/15/16

ALPHA Job #: L1640986

Client Information

Client: CT Male
Address: 50 Century Hill Drive
Latham, NY 12110
Phone: 518-786-7400
Fax: 518-786-7299
Email: s.bieber@ctmale.com

Project Information

Project Name: CPG Yonkers NY
Project Location:
Project #
(Use Project name as Project #) ☐
Project Manager: Steve Bieber
ALPHAQuote #:

Turn-Around Time

Standard ☐ Due Date:
Rush (only if pre approved) ☐ # of Days:

Deliverables

☒ ASP-A ☐ ASP-B
☐ EQuIS (1 File) ☐ EQuIS (4 File)
☐ Other

Regulatory Requirement

☐ NY TOGS ☒ NY Part 375
☐ AWQ Standards ☐ NY CP-51
☐ NY Restricted Use ☐ Other
☐ NY Unrestricted Use
☐ NYC Sewer Discharge

Billing Information

☒ Same as Client Info
PO #

Disposal Site Information

Please identify below location of applicable disposal facilities.

Disposal Facility:
☐ NJ ☐ NY
☐ Other: NA

These samples have been previously analyzed by Alpha ☐

Other project specific requirements/comments:

Please specify Metals or TAL.

ANALYSIS

Sample Filtration
☐ Done
☐ Lab to do
Preservation
☐ Lab to do
(Please Specify below)

ALPHA Lab ID (Lab Use Only)	Sample ID	Collection Date	Collection Time	Sample Matrix	Sampler's Initials	NYTCL-8260HLW	NYTCL-8260HLW	NYTCL-8081,8082,8270	TAL Metals Inc.Hg	Total Cn				Sample Specific Comments	Total Bottles
40986-01	B-12, S3, 4-6'	12/15/16	11:40	S	TJM	✓	✓	✓	✓	✓					
02	B-10, S2, 3-4'	12/15/16	3:10	S	TJM	✓	✓	✓	✓	✓					

Preservative Code:
A = None
B = HCl
C = HNO_3
D = H_2SO_4
E = NaOH
F = MeOH
G = $NaHSO_4$
H = $Na_2S_2O_3$
K/E = Zn Ac/NaOH
O = Other

Container Code
P = Plastic
A = Amber Glass
V = Vial
G = Glass
B = Bacteria Cup
C = Cube
O = Other
E = Encore
D = BOD Bottle

Westboro: Certification No: MA935
Mansfield: Certification No: MA015

Container Type	V	V	A	A	A			
Preservative	F		A	A	A			

Relinquished By:	Date/Time	Received By:	Date/Time
Thomas Morgan	12/15/2016 3:30pm	Daniel Fischer AAL	12/15/16 3:30
Daniel Fischer AAL	12/15/16 18:05	Tom Tabor	12-15-16 1820
Tom Tabor	12-15-16 2310	[illegible]	12/15/16 2310

Please print clearly, legibly and completely. Samples can not be logged in and turnaround time clock will not start until any ambiguities are resolved. BY EXECUTING THIS COC, THE CLIENT HAS READ AND AGREES TO BE BOUND BY ALPHA'S TERMS & CONDITIONS.

Form No: 01-25 (rev. 30-Sept-2013)

ANALYTICAL REPORT

Lab Number:	L1641295
Client:	C.T. Male Associates 50 Century Hill Drive Latham, NY 12110
ATTN:	Steve Bieber
Phone:	(518) 786-7400
Project Name:	CPG YONKERS NY
Project Number:	Not Specified
Report Date:	12/30/16

The original project report/data package is held by Alpha Analytical. This report/data package is paginated and should be reproduced only in its entirety. Alpha Analytical holds no responsibility for results and/or data that are not consistent with the original.

Certifications & Approvals: MA (M-MA086), NY (11148), CT (PH-0574), NH (2003), NJ NELAP (MA935), RI (LAO00065), ME (MA00086), PA (68-03671), VA (460195), MD (348), IL (200077), NC (666), TX (T104704476), DOD (L2217), USDA (Permit #P-330-11-00240).

Eight Walkup Drive, Westborough, MA 01581-1019
508-898-9220 (Fax) 508-898-9193 800-624-9220 - www.alphalab.com

Project Name: CPG YONKERS NY
Project Number: Not Specified

Lab Number: L1641295
Report Date: 12/30/16

Alpha Sample ID	Client ID	Matrix	Sample Location	Collection Date/Time	Receive Date
L1641295-01	B-11, S2, 2-4'	SOIL	YONKERS, NY	12/19/16 14:40	12/19/16
L1641295-02	B-5, S1, 0-2'	SOIL	YONKERS, NY	12/19/16 15:00	12/19/16
L1641295-03	B-5, S6, 15-17'	SOIL	YONKERS, NY	12/19/16 15:20	12/19/16
L1641295-04	B-8, 2-6'	SOIL	YONKERS, NY	12/20/16 15:10	12/20/16
L1641295-05	B-7, S3, 4-6'	SOIL	YONKERS, NY	12/20/16 15:00	12/20/16
L1641295-06	B-6, S2, 2-4'	SOIL	YONKERS, NY	12/20/16 14:55	12/20/16
L1641295-07	B-4, S2, 2-4'	SOIL	YONKERS, NY	12/20/16 14:50	12/20/16
L1641295-08	B-3, S2, 2-4'	SOIL	YONKERS, NY	12/21/16 14:15	12/21/16
L1641295-09	B-1, S2, 2-4'	SOIL	YONKERS, NY	12/21/16 14:25	12/21/16
L1641295-10	B-2	SOIL	YONKERS, NY	12/21/16 14:35	12/21/16

Project Name: CPG YONKERS NY
Project Number: Not Specified
Lab Number: L1641295
Report Date: 12/30/16

Case Narrative

The samples were received in accordance with the Chain of Custody and no significant deviations were encountered during the preparation or analysis unless otherwise noted. Sample Receipt, Container Information, and the Chain of Custody are located at the back of the report.

Results contained within this report relate only to the samples submitted under this Alpha Lab Number and meet NELAP requirements for all NELAP accredited parameters unless otherwise noted in the following narrative. The data presented in this report is organized by parameter (i.e. VOC, SVOC, etc.). Sample specific Quality Control data (i.e. Surrogate Spike Recovery) is reported at the end of the target analyte list for each individual sample, followed by the Laboratory Batch Quality Control at the end of each parameter. Tentatively Identified Compounds (TICs), if requested, are reported for compounds identified to be present and are not part of the method/program Target Compound List, even if only a subset of the TCL are being reported. If a sample was re-analyzed or re-extracted due to a required quality control corrective action and if both sets of data are reported, the Laboratory ID of the re-analysis or re-extraction is designated with an "R" or "RE", respectively. When multiple Batch Quality Control elements are reported (e.g. more than one LCS), the associated samples for each element are noted in the grey shaded header line of each data table. Any Laboratory Batch, Sample Specific % recovery or RPD value that is outside the listed Acceptance Criteria is bolded in the report. All specific QC information is also incorporated in the Data Usability format of our Data Merger tool where it can be reviewed along with any associated usability implications. Soil/sediments, solids and tissues are reported on a dry weight basis unless otherwise noted. Definitions of all data qualifiers and acronyms used in this report are provided in the Glossary located at the back of the report.

In reference to questions H (CAM) or 4 (RCP) when "NO" is checked, the performance criteria for CAM and RCP methods allow for some quality control failures to occur and still be within method compliance. In these instances the specific failure is not narrated but noted in the associated QC table. The information is also incorporated in the Data Usability format of our Data Merger tool where it can be reviewed along with any associated usability implications.

Please see the associated ADEx data file for a comparison of laboratory reporting limits that were achieved with the regulatory Numerical Standards requested on the Chain of Custody.

HOLD POLICY
For samples submitted on hold, Alpha's policy is to hold samples (with the exception of Air canisters) free of charge for 21 calendar days from the date the project is completed. After 21 calendar days, we will dispose of all samples submitted including those put on hold unless you have contacted your Client Service Representative and made arrangements for Alpha to continue to hold the samples. Air canisters will be disposed after 3 business days from the date the project is completed.

Please contact Client Services at 800-624-9220 with any questions.

Project Name:	CPG YONKERS NY	**Lab Number:**	L1641295
Project Number:	Not Specified	**Report Date:**	12/30/16

Case Narrative (continued)

Report Submission

All non-detect (ND) or estimated concentrations (J-qualified) have been quantitated to the limit noted in the MDL column.

Semivolatile Organics

L1641295-01: The sample has elevated detection limits due to limited sample volume available for analysis.

PCBs

L1641295-01: The surrogate recoveries are outside the acceptance criteria for decachlorobiphenyl (344%,402%); however, the sample was not re-extracted due to coelution with Aroclor 1268. The results are not considered to be biased.

L1641295-09: The sample has elevated detection limits due to limited sample volume available for analysis.

Pesticides

The surrogate recoveries for L1641295-01 are outside the acceptance criteria for decachlorobiphenyl (217%,202%); however, the sample was not re-extracted due to coelution with obvious interferences.

Metals

L1641295-01, -02, -04 through -10: The sample has elevated detection limits for all elements, with the exception of mercury, due to the dilution required by matrix interferences encountered during analysis.

I, the undersigned, attest under the pains and penalties of perjury that, to the best of my knowledge and belief and based upon my personal inquiry of those responsible for providing the information contained in this analytical report, such information is accurate and complete. This certificate of analysis is not complete unless this page accompanies any and all pages of this report.

Authorized Signature: Michelle M. Morris

Title: Technical Director/Representative

Date: 12/30/16

ORGANICS

VOLATILES

Project Name: CPG YONKERS NY
Project Number: Not Specified
Lab Number: L1641295
Report Date: 12/30/16

SAMPLE RESULTS

Lab ID: L1641295-01
Client ID: B-11, S2, 2-4'
Sample Location: YONKERS, NY
Matrix: Soil
Analytical Method: 1,8260C
Analytical Date: 12/22/16 16:55
Analyst: TE
Percent Solids: 88%

Date Collected: 12/19/16 14:40
Date Received: 12/19/16
Field Prep: Not Specified

Parameter	Result	Qualifier	Units	RL	MDL	Dilution Factor
Volatile Organics by 8260/5035 - Westborough Lab						
Methylene chloride	ND		ug/kg	13	1.5	1
1,1-Dichloroethane	ND		ug/kg	2.0	0.11	1
Chloroform	ND		ug/kg	2.0	0.49	1
Carbon tetrachloride	ND		ug/kg	1.3	0.28	1
1,2-Dichloropropane	ND		ug/kg	4.6	0.30	1
Dibromochloromethane	ND		ug/kg	1.3	0.20	1
1,1,2-Trichloroethane	ND		ug/kg	2.0	0.40	1
Tetrachloroethene	ND		ug/kg	1.3	0.19	1
Chlorobenzene	ND		ug/kg	1.3	0.46	1
Trichlorofluoromethane	ND		ug/kg	6.6	0.52	1
1,2-Dichloroethane	ND		ug/kg	1.3	0.15	1
1,1,1-Trichloroethane	ND		ug/kg	1.3	0.15	1
Bromodichloromethane	ND		ug/kg	1.3	0.23	1
trans-1,3-Dichloropropene	ND		ug/kg	1.3	0.16	1
cis-1,3-Dichloropropene	ND		ug/kg	1.3	0.16	1
Bromoform	ND		ug/kg	5.3	0.31	1
1,1,2,2-Tetrachloroethane	ND		ug/kg	1.3	0.13	1
Benzene	0.61	J	ug/kg	1.3	0.16	1
Toluene	2.8		ug/kg	2.0	0.26	1
Ethylbenzene	ND		ug/kg	1.3	0.17	1
Chloromethane	ND		ug/kg	6.6	0.39	1
Bromomethane	ND		ug/kg	2.6	0.45	1
Vinyl chloride	ND		ug/kg	2.6	0.16	1
Chloroethane	ND		ug/kg	2.6	0.42	1
1,1-Dichloroethene	ND		ug/kg	1.3	0.35	1
trans-1,2-Dichloroethene	ND		ug/kg	2.0	0.28	1
Trichloroethene	ND		ug/kg	1.3	0.17	1
1,2-Dichlorobenzene	ND		ug/kg	6.6	0.20	1
1,3-Dichlorobenzene	ND		ug/kg	6.6	0.18	1
1,4-Dichlorobenzene	ND		ug/kg	6.6	0.18	1

Project Name: CPG YONKERS NY
Project Number: Not Specified
Lab Number: L1641295
Report Date: 12/30/16

SAMPLE RESULTS

Lab ID: L1641295-01
Client ID: B-11, S2, 2-4'
Sample Location: YONKERS, NY
Date Collected: 12/19/16 14:40
Date Received: 12/19/16
Field Prep: Not Specified

Parameter	Result	Qualifier	Units	RL	MDL	Dilution Factor
Volatile Organics by 8260/5035 - Westborough Lab						
Methyl tert butyl ether	ND		ug/kg	2.6	0.11	1
p/m-Xylene	1.1	J	ug/kg	2.6	0.47	1
o-Xylene	ND		ug/kg	2.6	0.45	1
cis-1,2-Dichloroethene	ND		ug/kg	1.3	0.19	1
Styrene	ND		ug/kg	2.6	0.53	1
Dichlorodifluoromethane	ND		ug/kg	13	0.25	1
Acetone	84		ug/kg	13	1.4	1
Carbon disulfide	ND		ug/kg	13	1.5	1
2-Butanone	ND		ug/kg	13	0.36	1
4-Methyl-2-pentanone	ND		ug/kg	13	0.32	1
2-Hexanone	ND		ug/kg	13	0.88	1
Bromochloromethane	ND		ug/kg	6.6	0.37	1
1,2-Dibromoethane	ND		ug/kg	5.3	0.23	1
1,2-Dibromo-3-chloropropane	ND		ug/kg	6.6	0.53	1
Isopropylbenzene	ND		ug/kg	1.3	0.14	1
1,2,3-Trichlorobenzene	ND		ug/kg	6.6	0.20	1
1,2,4-Trichlorobenzene	ND		ug/kg	6.6	0.24	1
Methyl Acetate	ND		ug/kg	26	0.36	1
Cyclohexane	ND		ug/kg	26	0.19	1
1,4-Dioxane	ND		ug/kg	130	19.	1
Freon-113	ND		ug/kg	26	0.36	1
Methyl cyclohexane	0.72	J	ug/kg	5.3	0.20	1

Tentatively Identified Compounds				
Total TIC Compounds	51.5	J	ug/kg	1
Unknown	5.87	J	ug/kg	1
Unknown	2.71	J	ug/kg	1
Unknown	4.37	J	ug/kg	1
Butane, 2-Methyl-	15.7	NJ	ug/kg	1
Pentane	8.15	NJ	ug/kg	1
Unknown	4.52	J	ug/kg	1
Unknown	10.2	J	ug/kg	1

Project Name: CPG YONKERS NY **Lab Number:** L1641295

Project Number: Not Specified **Report Date:** 12/30/16

SAMPLE RESULTS

Lab ID: L1641295-01 Date Collected: 12/19/16 14:40

Client ID: B-11, S2, 2-4' Date Received: 12/19/16

Sample Location: YONKERS, NY Field Prep: Not Specified

Parameter	Result	Qualifier	Units	RL	MDL	Dilution Factor
Volatile Organics by 8260/5035 - Westborough Lab						

Surrogate	% Recovery	Qualifier	Acceptance Criteria
1,2-Dichloroethane-d4	115		70-130
Toluene-d8	101		70-130
4-Bromofluorobenzene	104		70-130
Dibromofluoromethane	91		70-130

Project Name: CPG YONKERS NY
Project Number: Not Specified
Lab Number: L1641295
Report Date: 12/30/16

SAMPLE RESULTS

Lab ID: L1641295-02
Client ID: B-5, S1, 0-2'
Sample Location: YONKERS, NY
Matrix: Soil
Analytical Method: 1,8260C
Analytical Date: 12/22/16 17:21
Analyst: TE
Percent Solids: 86%

Date Collected: 12/19/16 15:00
Date Received: 12/19/16
Field Prep: Not Specified

Parameter	Result	Qualifier	Units	RL	MDL	Dilution Factor
Volatile Organics by 8260/5035 - Westborough Lab						
Methylene chloride	ND		ug/kg	7.8	0.86	1
1,1-Dichloroethane	ND		ug/kg	1.2	0.07	1
Chloroform	ND		ug/kg	1.2	0.29	1
Carbon tetrachloride	ND		ug/kg	0.78	0.16	1
1,2-Dichloropropane	ND		ug/kg	2.7	0.18	1
Dibromochloromethane	ND		ug/kg	0.78	0.12	1
1,1,2-Trichloroethane	ND		ug/kg	1.2	0.24	1
Tetrachloroethene	ND		ug/kg	0.78	0.11	1
Chlorobenzene	ND		ug/kg	0.78	0.27	1
Trichlorofluoromethane	ND		ug/kg	3.9	0.30	1
1,2-Dichloroethane	ND		ug/kg	0.78	0.09	1
1,1,1-Trichloroethane	ND		ug/kg	0.78	0.09	1
Bromodichloromethane	ND		ug/kg	0.78	0.13	1
trans-1,3-Dichloropropene	ND		ug/kg	0.78	0.09	1
cis-1,3-Dichloropropene	ND		ug/kg	0.78	0.09	1
Bromoform	ND		ug/kg	3.1	0.18	1
1,1,2,2-Tetrachloroethane	ND		ug/kg	0.78	0.08	1
Benzene	0.35	J	ug/kg	0.78	0.09	1
Toluene	1.8		ug/kg	1.2	0.15	1
Ethylbenzene	ND		ug/kg	0.78	0.10	1
Chloromethane	ND		ug/kg	3.9	0.23	1
Bromomethane	ND		ug/kg	1.6	0.26	1
Vinyl chloride	ND		ug/kg	1.6	0.09	1
Chloroethane	ND		ug/kg	1.6	0.24	1
1,1-Dichloroethene	ND		ug/kg	0.78	0.20	1
trans-1,2-Dichloroethene	ND		ug/kg	1.2	0.16	1
Trichloroethene	ND		ug/kg	0.78	0.10	1
1,2-Dichlorobenzene	ND		ug/kg	3.9	0.12	1
1,3-Dichlorobenzene	ND		ug/kg	3.9	0.10	1
1,4-Dichlorobenzene	ND		ug/kg	3.9	0.11	1

Project Name: CPG YONKERS NY
Project Number: Not Specified
Lab Number: L1641295
Report Date: 12/30/16

SAMPLE RESULTS

Lab ID: L1641295-02
Client ID: B-5, S1, 0-2'
Sample Location: YONKERS, NY
Date Collected: 12/19/16 15:00
Date Received: 12/19/16
Field Prep: Not Specified

Parameter	Result	Qualifier	Units	RL	MDL	Dilution Factor
Volatile Organics by 8260/5035 - Westborough Lab						
Methyl tert butyl ether	ND		ug/kg	1.6	0.07	1
p/m-Xylene	0.69	J	ug/kg	1.6	0.27	1
o-Xylene	ND		ug/kg	1.6	0.26	1
cis-1,2-Dichloroethene	ND		ug/kg	0.78	0.11	1
Styrene	ND		ug/kg	1.6	0.31	1
Dichlorodifluoromethane	ND		ug/kg	7.8	0.15	1
Acetone	82		ug/kg	7.8	0.80	1
Carbon disulfide	ND		ug/kg	7.8	0.86	1
2-Butanone	ND		ug/kg	7.8	0.21	1
4-Methyl-2-pentanone	ND		ug/kg	7.8	0.19	1
2-Hexanone	ND		ug/kg	7.8	0.52	1
Bromochloromethane	ND		ug/kg	3.9	0.21	1
1,2-Dibromoethane	ND		ug/kg	3.1	0.14	1
1,2-Dibromo-3-chloropropane	ND		ug/kg	3.9	0.31	1
Isopropylbenzene	ND		ug/kg	0.78	0.08	1
1,2,3-Trichlorobenzene	ND		ug/kg	3.9	0.11	1
1,2,4-Trichlorobenzene	ND		ug/kg	3.9	0.14	1
Methyl Acetate	ND		ug/kg	16	0.21	1
Cyclohexane	ND		ug/kg	16	0.11	1
1,4-Dioxane	ND		ug/kg	78	11.	1
Freon-113	ND		ug/kg	16	0.21	1
Methyl cyclohexane	0.58	J	ug/kg	3.1	0.12	1

Tentatively Identified Compounds				
Total TIC Compounds	31.6	J	ug/kg	1
Unknown	6.01	J	ug/kg	1
Butane, 2-Methyl-	9.75	NJ	ug/kg	1
Unknown	3.45	J	ug/kg	1
Unknown	2.05	J	ug/kg	1
Unknown	5.18	J	ug/kg	1
Pentane	5.17	NJ	ug/kg	1

Project Name: CPG YONKERS NY **Lab Number:** L1641295

Project Number: Not Specified **Report Date:** 12/30/16

SAMPLE RESULTS

Lab ID: L1641295-02 Date Collected: 12/19/16 15:00

Client ID: B-5, S1, 0-2' Date Received: 12/19/16

Sample Location: YONKERS, NY Field Prep: Not Specified

Parameter	Result	Qualifier	Units	RL	MDL	Dilution Factor
Volatile Organics by 8260/5035 - Westborough Lab						

Surrogate	% Recovery	Qualifier	Acceptance Criteria
1,2-Dichloroethane-d4	105		70-130
Toluene-d8	104		70-130
4-Bromofluorobenzene	101		70-130
Dibromofluoromethane	95		70-130

Project Name: CPG YONKERS NY
Project Number: Not Specified
Lab Number: L1641295
Report Date: 12/30/16

SAMPLE RESULTS

Lab ID: L1641295-04
Client ID: B-8, 2-6'
Sample Location: YONKERS, NY
Matrix: Soil
Analytical Method: 1,8260C
Analytical Date: 12/27/16 10:29
Analyst: MV
Percent Solids: 92%

Date Collected: 12/20/16 15:10
Date Received: 12/20/16
Field Prep: Not Specified

Parameter	Result	Qualifier	Units	RL	MDL	Dilution Factor
Volatile Organics by 8260/5035 - Westborough Lab						
Methylene chloride	ND		ug/kg	10	1.1	1
1,1-Dichloroethane	ND		ug/kg	1.5	0.09	1
Chloroform	ND		ug/kg	1.5	0.37	1
Carbon tetrachloride	ND		ug/kg	1.0	0.21	1
1,2-Dichloropropane	ND		ug/kg	3.5	0.23	1
Dibromochloromethane	ND		ug/kg	1.0	0.16	1
1,1,2-Trichloroethane	ND		ug/kg	1.5	0.31	1
Tetrachloroethene	0.35	J	ug/kg	1.0	0.14	1
Chlorobenzene	ND		ug/kg	1.0	0.35	1
Trichlorofluoromethane	ND		ug/kg	5.0	0.39	1
1,2-Dichloroethane	ND		ug/kg	1.0	0.11	1
1,1,1-Trichloroethane	ND		ug/kg	1.0	0.11	1
Bromodichloromethane	ND		ug/kg	1.0	0.18	1
trans-1,3-Dichloropropene	ND		ug/kg	1.0	0.12	1
cis-1,3-Dichloropropene	ND		ug/kg	1.0	0.12	1
Bromoform	ND		ug/kg	4.0	0.24	1
1,1,2,2-Tetrachloroethane	ND		ug/kg	1.0	0.10	1
Benzene	0.86	J	ug/kg	1.0	0.12	1
Toluene	3.8		ug/kg	1.5	0.20	1
Ethylbenzene	0.55	J	ug/kg	1.0	0.13	1
Chloromethane	ND		ug/kg	5.0	0.30	1
Bromomethane	ND		ug/kg	2.0	0.34	1
Vinyl chloride	ND		ug/kg	2.0	0.12	1
Chloroethane	ND		ug/kg	2.0	0.32	1
1,1-Dichloroethene	ND		ug/kg	1.0	0.26	1
trans-1,2-Dichloroethene	ND		ug/kg	1.5	0.21	1
Trichloroethene	ND		ug/kg	1.0	0.13	1
1,2-Dichlorobenzene	ND		ug/kg	5.0	0.15	1
1,3-Dichlorobenzene	ND		ug/kg	5.0	0.14	1
1,4-Dichlorobenzene	ND		ug/kg	5.0	0.14	1

Project Name: CPG YONKERS NY
Project Number: Not Specified
Lab Number: L1641295
Report Date: 12/30/16

SAMPLE RESULTS

Lab ID: L1641295-04
Client ID: B-8, 2-6'
Sample Location: YONKERS, NY
Date Collected: 12/20/16 15:10
Date Received: 12/20/16
Field Prep: Not Specified

Parameter	Result	Qualifier	Units	RL	MDL	Dilution Factor
Volatile Organics by 8260/5035 - Westborough Lab						
Methyl tert butyl ether	ND		ug/kg	2.0	0.09	1
p/m-Xylene	1.8	J	ug/kg	2.0	0.35	1
o-Xylene	0.66	J	ug/kg	2.0	0.34	1
cis-1,2-Dichloroethene	ND		ug/kg	1.0	0.14	1
Styrene	ND		ug/kg	2.0	0.41	1
Dichlorodifluoromethane	ND		ug/kg	10	0.19	1
Acetone	ND		ug/kg	10	1.0	1
Carbon disulfide	ND		ug/kg	10	1.1	1
2-Butanone	ND		ug/kg	10	0.27	1
4-Methyl-2-pentanone	ND		ug/kg	10	0.25	1
2-Hexanone	ND		ug/kg	10	0.67	1
Bromochloromethane	ND		ug/kg	5.0	0.28	1
1,2-Dibromoethane	ND		ug/kg	4.0	0.18	1
1,2-Dibromo-3-chloropropane	ND		ug/kg	5.0	0.40	1
Isopropylbenzene	ND		ug/kg	1.0	0.10	1
1,2,3-Trichlorobenzene	ND		ug/kg	5.0	0.15	1
1,2,4-Trichlorobenzene	ND		ug/kg	5.0	0.18	1
Methyl Acetate	ND		ug/kg	20	0.27	1
Cyclohexane	2.3	J	ug/kg	20	0.15	1
1,4-Dioxane	ND		ug/kg	100	14.	1
Freon-113	ND		ug/kg	20	0.28	1
Methyl cyclohexane	1.9	J	ug/kg	4.0	0.16	1

Project Name: CPG YONKERS NY
Project Number: Not Specified
Lab Number: L1641295
Report Date: 12/30/16

SAMPLE RESULTS

Lab ID: L1641295-04
Client ID: B-8, 2-6'
Sample Location: YONKERS, NY
Date Collected: 12/20/16 15:10
Date Received: 12/20/16
Field Prep: Not Specified

Parameter	Result	Qualifier	Units	RL	MDL	Dilution Factor
Volatile Organics by 8260/5035 - Westborough Lab						
Tentatively Identified Compounds						
Total TIC Compounds	92.6	J	ug/kg			1
Unknown	3.47	J	ug/kg			1
Butane, 2-Methyl-	29.1	NJ	ug/kg			1
Unknown	2.06	J	ug/kg			1
Unknown	2.96	J	ug/kg			1
Pentane, 2-methyl-	7.68	NJ	ug/kg			1
Unknown	7.16	J	ug/kg			1
Unknown	18.2	J	ug/kg			1
Cyclopentane, Methyl-	2.65	NJ	ug/kg			1
Pentane	15.7	NJ	ug/kg			1
n-Hexane	3.61	NJ	ug/kg			1

Surrogate	% Recovery	Qualifier	Acceptance Criteria
1,2-Dichloroethane-d4	95		70-130
Toluene-d8	96		70-130
4-Bromofluorobenzene	84		70-130
Dibromofluoromethane	102		70-130

Project Name: CPG YONKERS NY
Project Number: Not Specified
Lab Number: L1641295
Report Date: 12/30/16

SAMPLE RESULTS

Lab ID: L1641295-05
Client ID: B-7, S3, 4-6'
Sample Location: YONKERS, NY
Matrix: Soil
Analytical Method: 1,8260C
Analytical Date: 12/27/16 10:57
Analyst: MV
Percent Solids: 87%

Date Collected: 12/20/16 15:00
Date Received: 12/20/16
Field Prep: Not Specified

Parameter	Result	Qualifier	Units	RL	MDL	Dilution Factor
Volatile Organics by 8260/5035 - Westborough Lab						
Methylene chloride	ND		ug/kg	10	1.2	1
1,1-Dichloroethane	ND		ug/kg	1.6	0.09	1
Chloroform	ND		ug/kg	1.6	0.39	1
Carbon tetrachloride	ND		ug/kg	1.0	0.22	1
1,2-Dichloropropane	ND		ug/kg	3.7	0.24	1
Dibromochloromethane	ND		ug/kg	1.0	0.16	1
1,1,2-Trichloroethane	ND		ug/kg	1.6	0.32	1
Tetrachloroethene	ND		ug/kg	1.0	0.15	1
Chlorobenzene	ND		ug/kg	1.0	0.36	1
Trichlorofluoromethane	ND		ug/kg	5.2	0.41	1
1,2-Dichloroethane	ND		ug/kg	1.0	0.12	1
1,1,1-Trichloroethane	ND		ug/kg	1.0	0.12	1
Bromodichloromethane	ND		ug/kg	1.0	0.18	1
trans-1,3-Dichloropropene	ND		ug/kg	1.0	0.13	1
cis-1,3-Dichloropropene	ND		ug/kg	1.0	0.12	1
Bromoform	ND		ug/kg	4.2	0.25	1
1,1,2,2-Tetrachloroethane	ND		ug/kg	1.0	0.10	1
Benzene	0.36	J	ug/kg	1.0	0.12	1
Toluene	1.5	J	ug/kg	1.6	0.20	1
Ethylbenzene	0.21	J	ug/kg	1.0	0.13	1
Chloromethane	ND		ug/kg	5.2	0.31	1
Bromomethane	ND		ug/kg	2.1	0.35	1
Vinyl chloride	ND		ug/kg	2.1	0.12	1
Chloroethane	ND		ug/kg	2.1	0.33	1
1,1-Dichloroethene	ND		ug/kg	1.0	0.27	1
trans-1,2-Dichloroethene	ND		ug/kg	1.6	0.22	1
Trichloroethene	ND		ug/kg	1.0	0.13	1
1,2-Dichlorobenzene	ND		ug/kg	5.2	0.16	1
1,3-Dichlorobenzene	ND		ug/kg	5.2	0.14	1
1,4-Dichlorobenzene	ND		ug/kg	5.2	0.14	1

Project Name: CPG YONKERS NY **Lab Number:** L1641295

Project Number: Not Specified **Report Date:** 12/30/16

SAMPLE RESULTS

Lab ID: L1641295-05 Date Collected: 12/20/16 15:00

Client ID: B-7, S3, 4-6' Date Received: 12/20/16

Sample Location: YONKERS, NY Field Prep: Not Specified

Parameter	Result	Qualifier	Units	RL	MDL	Dilution Factor
Volatile Organics by 8260/5035 - Westborough Lab						
Methyl tert butyl ether	ND		ug/kg	2.1	0.09	1
p/m-Xylene	0.68	J	ug/kg	2.1	0.37	1
o-Xylene	ND		ug/kg	2.1	0.35	1
cis-1,2-Dichloroethene	ND		ug/kg	1.0	0.15	1
Styrene	ND		ug/kg	2.1	0.42	1
Dichlorodifluoromethane	ND		ug/kg	10	0.20	1
Acetone	ND		ug/kg	10	1.1	1
Carbon disulfide	ND		ug/kg	10	1.2	1
2-Butanone	ND		ug/kg	10	0.28	1
4-Methyl-2-pentanone	ND		ug/kg	10	0.26	1
2-Hexanone	ND		ug/kg	10	0.70	1
Bromochloromethane	ND		ug/kg	5.2	0.29	1
1,2-Dibromoethane	ND		ug/kg	4.2	0.18	1
1,2-Dibromo-3-chloropropane	ND		ug/kg	5.2	0.41	1
Isopropylbenzene	ND		ug/kg	1.0	0.11	1
1,2,3-Trichlorobenzene	ND		ug/kg	5.2	0.15	1
1,2,4-Trichlorobenzene	ND		ug/kg	5.2	0.19	1
Methyl Acetate	ND		ug/kg	21	0.28	1
Cyclohexane	0.52	J	ug/kg	21	0.15	1
1,4-Dioxane	ND		ug/kg	100	15.	1
Freon-113	ND		ug/kg	21	0.29	1
Methyl cyclohexane	0.38	J	ug/kg	4.2	0.16	1

Tentatively Identified Compounds				
Total TIC Compounds	12.8	J	ug/kg	1
Butane, 2-Methyl-	6.19	NJ	ug/kg	1
Unknown	3.34	J	ug/kg	1
Pentane	3.26	NJ	ug/kg	1

Surrogate	% Recovery	Qualifier	Acceptance Criteria
1,2-Dichloroethane-d4	103		70-130
Toluene-d8	94		70-130
4-Bromofluorobenzene	83		70-130
Dibromofluoromethane	101		70-130

Project Name: CPG YONKERS NY
Project Number: Not Specified
Lab Number: L1641295
Report Date: 12/30/16

SAMPLE RESULTS

Lab ID: L1641295-06
Client ID: B-6, S2, 2-4'
Sample Location: YONKERS, NY
Matrix: Soil
Analytical Method: 1,8260C
Analytical Date: 12/27/16 11:25
Analyst: MV
Percent Solids: 89%

Date Collected: 12/20/16 14:55
Date Received: 12/20/16
Field Prep: Not Specified

Parameter	Result	Qualifier	Units	RL	MDL	Dilution Factor
Volatile Organics by 8260/5035 - Westborough Lab						
Methylene chloride	ND		ug/kg	11	1.2	1
1,1-Dichloroethane	ND		ug/kg	1.7	0.10	1
Chloroform	ND		ug/kg	1.7	0.42	1
Carbon tetrachloride	ND		ug/kg	1.1	0.24	1
1,2-Dichloropropane	ND		ug/kg	4.0	0.26	1
Dibromochloromethane	ND		ug/kg	1.1	0.17	1
1,1,2-Trichloroethane	ND		ug/kg	1.7	0.34	1
Tetrachloroethene	ND		ug/kg	1.1	0.16	1
Chlorobenzene	ND		ug/kg	1.1	0.39	1
Trichlorofluoromethane	ND		ug/kg	5.6	0.44	1
1,2-Dichloroethane	ND		ug/kg	1.1	0.13	1
1,1,1-Trichloroethane	ND		ug/kg	1.1	0.12	1
Bromodichloromethane	ND		ug/kg	1.1	0.20	1
trans-1,3-Dichloropropene	ND		ug/kg	1.1	0.14	1
cis-1,3-Dichloropropene	ND		ug/kg	1.1	0.13	1
Bromoform	ND		ug/kg	4.5	0.27	1
1,1,2,2-Tetrachloroethane	ND		ug/kg	1.1	0.11	1
Benzene	0.28	J	ug/kg	1.1	0.13	1
Toluene	1.1	J	ug/kg	1.7	0.22	1
Ethylbenzene	ND		ug/kg	1.1	0.14	1
Chloromethane	ND		ug/kg	5.6	0.33	1
Bromomethane	ND		ug/kg	2.2	0.38	1
Vinyl chloride	ND		ug/kg	2.2	0.13	1
Chloroethane	ND		ug/kg	2.2	0.36	1
1,1-Dichloroethene	ND		ug/kg	1.1	0.30	1
trans-1,2-Dichloroethene	ND		ug/kg	1.7	0.24	1
Trichloroethene	ND		ug/kg	1.1	0.14	1
1,2-Dichlorobenzene	ND		ug/kg	5.6	0.17	1
1,3-Dichlorobenzene	ND		ug/kg	5.6	0.15	1
1,4-Dichlorobenzene	ND		ug/kg	5.6	0.16	1

Project Name: CPG YONKERS NY **Lab Number:** L1641295

Project Number: Not Specified **Report Date:** 12/30/16

SAMPLE RESULTS

Lab ID: L1641295-06 Date Collected: 12/20/16 14:55

Client ID: B-6, S2, 2-4' Date Received: 12/20/16

Sample Location: YONKERS, NY Field Prep: Not Specified

Parameter	Result	Qualifier	Units	RL	MDL	Dilution Factor
Volatile Organics by 8260/5035 - Westborough Lab						
Methyl tert butyl ether	ND		ug/kg	2.2	0.10	1
p/m-Xylene	0.41	J	ug/kg	2.2	0.40	1
o-Xylene	ND		ug/kg	2.2	0.38	1
cis-1,2-Dichloroethene	ND		ug/kg	1.1	0.16	1
Styrene	ND		ug/kg	2.2	0.45	1
Dichlorodifluoromethane	ND		ug/kg	11	0.22	1
Acetone	24		ug/kg	11	1.2	1
Carbon disulfide	ND		ug/kg	11	1.2	1
2-Butanone	ND		ug/kg	11	0.31	1
4-Methyl-2-pentanone	ND		ug/kg	11	0.28	1
2-Hexanone	ND		ug/kg	11	0.75	1
Bromochloromethane	ND		ug/kg	5.6	0.31	1
1,2-Dibromoethane	ND		ug/kg	4.5	0.20	1
1,2-Dibromo-3-chloropropane	ND		ug/kg	5.6	0.45	1
Isopropylbenzene	ND		ug/kg	1.1	0.12	1
1,2,3-Trichlorobenzene	ND		ug/kg	5.6	0.17	1
1,2,4-Trichlorobenzene	ND		ug/kg	5.6	0.20	1
Methyl Acetate	ND		ug/kg	22	0.30	1
Cyclohexane	0.29	J	ug/kg	22	0.16	1
1,4-Dioxane	ND		ug/kg	110	16.	1
Freon-113	ND		ug/kg	22	0.31	1
Methyl cyclohexane	0.24	J	ug/kg	4.5	0.17	1

Tentatively Identified Compounds				
Total TIC Compounds	3.56	J	ug/kg	1
Butane, 2-Methyl-	3.56	NJ	ug/kg	1

Surrogate	% Recovery	Qualifier	Acceptance Criteria
1,2-Dichloroethane-d4	94		70-130
Toluene-d8	97		70-130
4-Bromofluorobenzene	84		70-130
Dibromofluoromethane	100		70-130

Project Name: CPG YONKERS NY
Project Number: Not Specified
Lab Number: L1641295
Report Date: 12/30/16

SAMPLE RESULTS

Lab ID: L1641295-07
Client ID: B-4, S2, 2-4'
Sample Location: YONKERS, NY
Matrix: Soil
Analytical Method: 1,8260C
Analytical Date: 12/27/16 11:53
Analyst: MV
Percent Solids: 86%

Date Collected: 12/20/16 14:50
Date Received: 12/20/16
Field Prep: Not Specified

Parameter	Result	Qualifier	Units	RL	MDL	Dilution Factor
Volatile Organics by 8260/5035 - Westborough Lab						
Methylene chloride	ND		ug/kg	11	1.2	1
1,1-Dichloroethane	ND		ug/kg	1.6	0.09	1
Chloroform	ND		ug/kg	1.6	0.41	1
Carbon tetrachloride	ND		ug/kg	1.1	0.23	1
1,2-Dichloropropane	ND		ug/kg	3.8	0.25	1
Dibromochloromethane	ND		ug/kg	1.1	0.17	1
1,1,2-Trichloroethane	ND		ug/kg	1.6	0.34	1
Tetrachloroethene	0.24	J	ug/kg	1.1	0.15	1
Chlorobenzene	ND		ug/kg	1.1	0.38	1
Trichlorofluoromethane	ND		ug/kg	5.5	0.43	1
1,2-Dichloroethane	ND		ug/kg	1.1	0.12	1
1,1,1-Trichloroethane	ND		ug/kg	1.1	0.12	1
Bromodichloromethane	ND		ug/kg	1.1	0.19	1
trans-1,3-Dichloropropene	ND		ug/kg	1.1	0.13	1
cis-1,3-Dichloropropene	ND		ug/kg	1.1	0.13	1
Bromoform	ND		ug/kg	4.4	0.26	1
1,1,2,2-Tetrachloroethane	ND		ug/kg	1.1	0.11	1
Benzene	0.52	J	ug/kg	1.1	0.13	1
Toluene	2.4		ug/kg	1.6	0.21	1
Ethylbenzene	0.36	J	ug/kg	1.1	0.14	1
Chloromethane	ND		ug/kg	5.5	0.32	1
Bromomethane	ND		ug/kg	2.2	0.37	1
Vinyl chloride	ND		ug/kg	2.2	0.13	1
Chloroethane	ND		ug/kg	2.2	0.35	1
1,1-Dichloroethene	ND		ug/kg	1.1	0.29	1
trans-1,2-Dichloroethene	ND		ug/kg	1.6	0.23	1
Trichloroethene	ND		ug/kg	1.1	0.14	1
1,2-Dichlorobenzene	ND		ug/kg	5.5	0.17	1
1,3-Dichlorobenzene	ND		ug/kg	5.5	0.15	1
1,4-Dichlorobenzene	ND		ug/kg	5.5	0.15	1

Project Name: CPG YONKERS NY **Lab Number:** L1641295

Project Number: Not Specified **Report Date:** 12/30/16

SAMPLE RESULTS

Lab ID: L1641295-07 Date Collected: 12/20/16 14:50

Client ID: B-4, S2, 2-4' Date Received: 12/20/16

Sample Location: YONKERS, NY Field Prep: Not Specified

Parameter	Result	Qualifier	Units	RL	MDL	Dilution Factor
Volatile Organics by 8260/5035 - Westborough Lab						
Methyl tert butyl ether	ND		ug/kg	2.2	0.09	1
p/m-Xylene	1.2	J	ug/kg	2.2	0.39	1
o-Xylene	0.47	J	ug/kg	2.2	0.37	1
cis-1,2-Dichloroethene	ND		ug/kg	1.1	0.16	1
Styrene	ND		ug/kg	2.2	0.44	1
Dichlorodifluoromethane	ND		ug/kg	11	0.21	1
Acetone	ND		ug/kg	11	1.1	1
Carbon disulfide	ND		ug/kg	11	1.2	1
2-Butanone	ND		ug/kg	11	0.30	1
4-Methyl-2-pentanone	ND		ug/kg	11	0.27	1
2-Hexanone	ND		ug/kg	11	0.73	1
Bromochloromethane	ND		ug/kg	5.5	0.30	1
1,2-Dibromoethane	ND		ug/kg	4.4	0.19	1
1,2-Dibromo-3-chloropropane	ND		ug/kg	5.5	0.44	1
Isopropylbenzene	ND		ug/kg	1.1	0.11	1
1,2,3-Trichlorobenzene	ND		ug/kg	5.5	0.16	1
1,2,4-Trichlorobenzene	ND		ug/kg	5.5	0.20	1
Methyl Acetate	ND		ug/kg	22	0.30	1
Cyclohexane	1.0	J	ug/kg	22	0.16	1
1,4-Dioxane	ND		ug/kg	110	16.	1
Freon-113	ND		ug/kg	22	0.30	1
Methyl cyclohexane	0.85	J	ug/kg	4.4	0.17	1

Tentatively Identified Compounds				
Total TIC Compounds	22.9	J	ug/kg	1
Pentane, 2-methyl-	3.49	NJ	ug/kg	1
Butane, 2-Methyl-	13.1	NJ	ug/kg	1
Unknown	6.35	J	ug/kg	1

Surrogate	% Recovery	Qualifier	Acceptance Criteria
1,2-Dichloroethane-d4	96		70-130
Toluene-d8	96		70-130
4-Bromofluorobenzene	83		70-130
Dibromofluoromethane	101		70-130

Project Name: CPG YONKERS NY
Project Number: Not Specified
Lab Number: L1641295
Report Date: 12/30/16

SAMPLE RESULTS

Lab ID: L1641295-08
Client ID: B-3, S2, 2-4'
Sample Location: YONKERS, NY
Matrix: Soil
Analytical Method: 1,8260C
Analytical Date: 12/27/16 12:21
Analyst: MV
Percent Solids: 88%

Date Collected: 12/21/16 14:15
Date Received: 12/21/16
Field Prep: Not Specified

Parameter	Result	Qualifier	Units	RL	MDL	Dilution Factor
Volatile Organics by 8260/5035 - Westborough Lab						
Methylene chloride	ND		ug/kg	9.8	1.1	1
1,1-Dichloroethane	ND		ug/kg	1.5	0.08	1
Chloroform	ND		ug/kg	1.5	0.36	1
Carbon tetrachloride	ND		ug/kg	0.98	0.21	1
1,2-Dichloropropane	ND		ug/kg	3.4	0.22	1
Dibromochloromethane	ND		ug/kg	0.98	0.15	1
1,1,2-Trichloroethane	ND		ug/kg	1.5	0.30	1
Tetrachloroethene	0.28	J	ug/kg	0.98	0.14	1
Chlorobenzene	ND		ug/kg	0.98	0.34	1
Trichlorofluoromethane	ND		ug/kg	4.9	0.38	1
1,2-Dichloroethane	ND		ug/kg	0.98	0.11	1
1,1,1-Trichloroethane	ND		ug/kg	0.98	0.11	1
Bromodichloromethane	ND		ug/kg	0.98	0.17	1
trans-1,3-Dichloropropene	ND		ug/kg	0.98	0.12	1
cis-1,3-Dichloropropene	ND		ug/kg	0.98	0.12	1
Bromoform	ND		ug/kg	3.9	0.23	1
1,1,2,2-Tetrachloroethane	ND		ug/kg	0.98	0.10	1
Benzene	0.71	J	ug/kg	0.98	0.12	1
Toluene	2.4		ug/kg	1.5	0.19	1
Ethylbenzene	0.32	J	ug/kg	0.98	0.12	1
Chloromethane	ND		ug/kg	4.9	0.29	1
Bromomethane	ND		ug/kg	2.0	0.33	1
Vinyl chloride	ND		ug/kg	2.0	0.12	1
Chloroethane	ND		ug/kg	2.0	0.31	1
1,1-Dichloroethene	ND		ug/kg	0.98	0.26	1
trans-1,2-Dichloroethene	ND		ug/kg	1.5	0.21	1
Trichloroethene	ND		ug/kg	0.98	0.12	1
1,2-Dichlorobenzene	ND		ug/kg	4.9	0.15	1
1,3-Dichlorobenzene	ND		ug/kg	4.9	0.13	1
1,4-Dichlorobenzene	ND		ug/kg	4.9	0.14	1

Project Name: CPG YONKERS NY
Project Number: Not Specified
Lab Number: L1641295
Report Date: 12/30/16

SAMPLE RESULTS

Lab ID: L1641295-08
Client ID: B-3, S2, 2-4'
Sample Location: YONKERS, NY
Date Collected: 12/21/16 14:15
Date Received: 12/21/16
Field Prep: Not Specified

Parameter	Result	Qualifier	Units	RL	MDL	Dilution Factor
Volatile Organics by 8260/5035 - Westborough Lab						
Methyl tert butyl ether	ND		ug/kg	2.0	0.08	1
p/m-Xylene	1.1	J	ug/kg	2.0	0.34	1
o-Xylene	0.39	J	ug/kg	2.0	0.33	1
cis-1,2-Dichloroethene	ND		ug/kg	0.98	0.14	1
Styrene	ND		ug/kg	2.0	0.40	1
Dichlorodifluoromethane	ND		ug/kg	9.8	0.19	1
Acetone	12		ug/kg	9.8	1.0	1
Carbon disulfide	ND		ug/kg	9.8	1.1	1
2-Butanone	ND		ug/kg	9.8	0.27	1
4-Methyl-2-pentanone	ND		ug/kg	9.8	0.24	1
2-Hexanone	ND		ug/kg	9.8	0.66	1
Bromochloromethane	ND		ug/kg	4.9	0.27	1
1,2-Dibromoethane	ND		ug/kg	3.9	0.17	1
1,2-Dibromo-3-chloropropane	ND		ug/kg	4.9	0.39	1
Isopropylbenzene	ND		ug/kg	0.98	0.10	1
1,2,3-Trichlorobenzene	ND		ug/kg	4.9	0.14	1
1,2,4-Trichlorobenzene	ND		ug/kg	4.9	0.18	1
Methyl Acetate	ND		ug/kg	20	0.26	1
Cyclohexane	0.99	J	ug/kg	20	0.14	1
1,4-Dioxane	ND		ug/kg	98	14.	1
Freon-113	ND		ug/kg	20	0.27	1
Methyl cyclohexane	0.81	J	ug/kg	3.9	0.15	1

Tentatively Identified Compounds				
Total TIC Compounds	34.5	J	ug/kg	1
Butane, 2-Methyl-	14.2	NJ	ug/kg	1
Pentane, 2-methyl-	3.93	NJ	ug/kg	1
Unknown	2.16	J	ug/kg	1
Pentane	7.66	NJ	ug/kg	1
Unknown	6.55	J	ug/kg	1

Project Name: CPG YONKERS NY **Lab Number:** L1641295

Project Number: Not Specified **Report Date:** 12/30/16

SAMPLE RESULTS

Lab ID: L1641295-08 Date Collected: 12/21/16 14:15

Client ID: B-3, S2, 2-4' Date Received: 12/21/16

Sample Location: YONKERS, NY Field Prep: Not Specified

Parameter	Result	Qualifier	Units	RL	MDL	Dilution Factor
Volatile Organics by 8260/5035 - Westborough Lab						

Surrogate	% Recovery	Qualifier	Acceptance Criteria
1,2-Dichloroethane-d4	95		70-130
Toluene-d8	96		70-130
4-Bromofluorobenzene	84		70-130
Dibromofluoromethane	102		70-130

Project Name: CPG YONKERS NY
Project Number: Not Specified
Lab Number: L1641295
Report Date: 12/30/16

SAMPLE RESULTS

Lab ID: L1641295-09
Client ID: B-1, S2, 2-4'
Sample Location: YONKERS, NY
Matrix: Soil
Analytical Method: 1,8260C
Analytical Date: 12/27/16 12:48
Analyst: MV
Percent Solids: 88%

Date Collected: 12/21/16 14:25
Date Received: 12/21/16
Field Prep: Not Specified

Parameter	Result	Qualifier	Units	RL	MDL	Dilution Factor
Volatile Organics by 8260/5035 - Westborough Lab						
Methylene chloride	ND		ug/kg	10	1.1	1
1,1-Dichloroethane	ND		ug/kg	1.6	0.09	1
Chloroform	ND		ug/kg	1.6	0.38	1
Carbon tetrachloride	ND		ug/kg	1.0	0.22	1
1,2-Dichloropropane	ND		ug/kg	3.6	0.24	1
Dibromochloromethane	ND		ug/kg	1.0	0.16	1
1,1,2-Trichloroethane	ND		ug/kg	1.6	0.32	1
Tetrachloroethene	0.35	J	ug/kg	1.0	0.14	1
Chlorobenzene	ND		ug/kg	1.0	0.36	1
Trichlorofluoromethane	ND		ug/kg	5.2	0.40	1
1,2-Dichloroethane	ND		ug/kg	1.0	0.12	1
1,1,1-Trichloroethane	ND		ug/kg	1.0	0.11	1
Bromodichloromethane	ND		ug/kg	1.0	0.18	1
trans-1,3-Dichloropropene	ND		ug/kg	1.0	0.12	1
cis-1,3-Dichloropropene	ND		ug/kg	1.0	0.12	1
Bromoform	ND		ug/kg	4.1	0.24	1
1,1,2,2-Tetrachloroethane	ND		ug/kg	1.0	0.10	1
Benzene	0.50	J	ug/kg	1.0	0.12	1
Toluene	3.0		ug/kg	1.6	0.20	1
Ethylbenzene	0.36	J	ug/kg	1.0	0.13	1
Chloromethane	ND		ug/kg	5.2	0.30	1
Bromomethane	ND		ug/kg	2.1	0.35	1
Vinyl chloride	ND		ug/kg	2.1	0.12	1
Chloroethane	ND		ug/kg	2.1	0.33	1
1,1-Dichloroethene	ND		ug/kg	1.0	0.27	1
trans-1,2-Dichloroethene	ND		ug/kg	1.6	0.22	1
Trichloroethene	ND		ug/kg	1.0	0.13	1
1,2-Dichlorobenzene	ND		ug/kg	5.2	0.16	1
1,3-Dichlorobenzene	ND		ug/kg	5.2	0.14	1
1,4-Dichlorobenzene	ND		ug/kg	5.2	0.14	1

Project Name: CPG YONKERS NY
Project Number: Not Specified
Lab Number: L1641295
Report Date: 12/30/16

SAMPLE RESULTS

Lab ID: L1641295-09
Client ID: B-1, S2, 2-4'
Sample Location: YONKERS, NY
Date Collected: 12/21/16 14:25
Date Received: 12/21/16
Field Prep: Not Specified

Parameter	Result	Qualifier	Units	RL	MDL	Dilution Factor
Volatile Organics by 8260/5035 - Westborough Lab						
Methyl tert butyl ether	ND		ug/kg	2.1	0.09	1
p/m-Xylene	1.2	J	ug/kg	2.1	0.36	1
o-Xylene	0.44	J	ug/kg	2.1	0.35	1
cis-1,2-Dichloroethene	ND		ug/kg	1.0	0.15	1
Styrene	ND		ug/kg	2.1	0.42	1
Dichlorodifluoromethane	ND		ug/kg	10	0.20	1
Acetone	52		ug/kg	10	1.1	1
Carbon disulfide	ND		ug/kg	10	1.1	1
2-Butanone	ND		ug/kg	10	0.28	1
4-Methyl-2-pentanone	ND		ug/kg	10	0.25	1
2-Hexanone	ND		ug/kg	10	0.69	1
Bromochloromethane	ND		ug/kg	5.2	0.29	1
1,2-Dibromoethane	ND		ug/kg	4.1	0.18	1
1,2-Dibromo-3-chloropropane	ND		ug/kg	5.2	0.41	1
Isopropylbenzene	ND		ug/kg	1.0	0.11	1
1,2,3-Trichlorobenzene	ND		ug/kg	5.2	0.15	1
1,2,4-Trichlorobenzene	ND		ug/kg	5.2	0.19	1
Methyl Acetate	ND		ug/kg	21	0.28	1
Cyclohexane	0.84	J	ug/kg	21	0.15	1
1,4-Dioxane	ND		ug/kg	100	15.	1
Freon-113	ND		ug/kg	21	0.28	1
Methyl cyclohexane	0.64	J	ug/kg	4.1	0.16	1

Tentatively Identified Compounds				
Total TIC Compounds	30.0	J	ug/kg	1
Pentane, 2-methyl-	3.74	NJ	ug/kg	1
Unknown	2.20	J	ug/kg	1
Butane, 2-Methyl-	11.0	NJ	ug/kg	1
Unknown	4.92	J	ug/kg	1
Pentane	5.80	NJ	ug/kg	1
Unknown	2.38	J	ug/kg	1

Project Name: CPG YONKERS NY **Lab Number:** L1641295

Project Number: Not Specified **Report Date:** 12/30/16

SAMPLE RESULTS

Lab ID: L1641295-09 Date Collected: 12/21/16 14:25

Client ID: B-1, S2, 2-4' Date Received: 12/21/16

Sample Location: YONKERS, NY Field Prep: Not Specified

Parameter	Result	Qualifier	Units	RL	MDL	Dilution Factor
Volatile Organics by 8260/5035 - Westborough Lab						

Surrogate	% Recovery	Qualifier	Acceptance Criteria
1,2-Dichloroethane-d4	95		70-130
Toluene-d8	97		70-130
4-Bromofluorobenzene	83		70-130
Dibromofluoromethane	103		70-130

Project Name: CPG YONKERS NY
Project Number: Not Specified
Lab Number: L1641295
Report Date: 12/30/16

SAMPLE RESULTS

Lab ID: L1641295-10
Client ID: B-2
Sample Location: YONKERS, NY
Matrix: Soil
Analytical Method: 1,8260C
Analytical Date: 12/27/16 13:16
Analyst: MV
Percent Solids: 89%

Date Collected: 12/21/16 14:35
Date Received: 12/21/16
Field Prep: Not Specified

Parameter	Result	Qualifier	Units	RL	MDL	Dilution Factor
Volatile Organics by 8260/5035 - Westborough Lab						
Methylene chloride	ND		ug/kg	8.5	0.94	1
1,1-Dichloroethane	ND		ug/kg	1.3	0.07	1
Chloroform	ND		ug/kg	1.3	0.31	1
Carbon tetrachloride	ND		ug/kg	0.85	0.18	1
1,2-Dichloropropane	ND		ug/kg	3.0	0.19	1
Dibromochloromethane	ND		ug/kg	0.85	0.13	1
1,1,2-Trichloroethane	ND		ug/kg	1.3	0.26	1
Tetrachloroethene	0.14	J	ug/kg	0.85	0.12	1
Chlorobenzene	ND		ug/kg	0.85	0.30	1
Trichlorofluoromethane	ND		ug/kg	4.2	0.33	1
1,2-Dichloroethane	ND		ug/kg	0.85	0.10	1
1,1,1-Trichloroethane	ND		ug/kg	0.85	0.09	1
Bromodichloromethane	ND		ug/kg	0.85	0.15	1
trans-1,3-Dichloropropene	ND		ug/kg	0.85	0.10	1
cis-1,3-Dichloropropene	ND		ug/kg	0.85	0.10	1
Bromoform	ND		ug/kg	3.4	0.20	1
1,1,2,2-Tetrachloroethane	ND		ug/kg	0.85	0.09	1
Benzene	0.25	J	ug/kg	0.85	0.10	1
Toluene	0.65	J	ug/kg	1.3	0.16	1
Ethylbenzene	0.11	J	ug/kg	0.85	0.11	1
Chloromethane	ND		ug/kg	4.2	0.25	1
Bromomethane	ND		ug/kg	1.7	0.29	1
Vinyl chloride	ND		ug/kg	1.7	0.10	1
Chloroethane	ND		ug/kg	1.7	0.27	1
1,1-Dichloroethene	ND		ug/kg	0.85	0.22	1
trans-1,2-Dichloroethene	ND		ug/kg	1.3	0.18	1
Trichloroethene	ND		ug/kg	0.85	0.11	1
1,2-Dichlorobenzene	ND		ug/kg	4.2	0.13	1
1,3-Dichlorobenzene	ND		ug/kg	4.2	0.11	1
1,4-Dichlorobenzene	ND		ug/kg	4.2	0.12	1

Project Name: CPG YONKERS NY **Lab Number:** L1641295

Project Number: Not Specified **Report Date:** 12/30/16

SAMPLE RESULTS

Lab ID: L1641295-10 Date Collected: 12/21/16 14:35

Client ID: B-2 Date Received: 12/21/16

Sample Location: YONKERS, NY Field Prep: Not Specified

Parameter	Result	Qualifier	Units	RL	MDL	Dilution Factor
Volatile Organics by 8260/5035 - Westborough Lab						
Methyl tert butyl ether	ND		ug/kg	1.7	0.07	1
p/m-Xylene	0.33	J	ug/kg	1.7	0.30	1
o-Xylene	ND		ug/kg	1.7	0.29	1
cis-1,2-Dichloroethene	ND		ug/kg	0.85	0.12	1
Styrene	ND		ug/kg	1.7	0.34	1
Dichlorodifluoromethane	ND		ug/kg	8.5	0.16	1
Acetone	86		ug/kg	8.5	0.88	1
Carbon disulfide	ND		ug/kg	8.5	0.94	1
2-Butanone	ND		ug/kg	8.5	0.23	1
4-Methyl-2-pentanone	ND		ug/kg	8.5	0.21	1
2-Hexanone	ND		ug/kg	8.5	0.56	1
Bromochloromethane	ND		ug/kg	4.2	0.23	1
1,2-Dibromoethane	ND		ug/kg	3.4	0.15	1
1,2-Dibromo-3-chloropropane	ND		ug/kg	4.2	0.34	1
Isopropylbenzene	ND		ug/kg	0.85	0.09	1
1,2,3-Trichlorobenzene	ND		ug/kg	4.2	0.12	1
1,2,4-Trichlorobenzene	ND		ug/kg	4.2	0.15	1
Methyl Acetate	ND		ug/kg	17	0.23	1
Cyclohexane	ND		ug/kg	17	0.12	1
1,4-Dioxane	ND		ug/kg	85	12.	1
Freon-113	ND		ug/kg	17	0.23	1
Methyl cyclohexane	ND		ug/kg	3.4	0.13	1

Tentatively Identified Compounds				
Total TIC Compounds	7.29	J	ug/kg	1
Unknown	2.20	J	ug/kg	1
Unknown	5.09	J	ug/kg	1

Surrogate	% Recovery	Qualifier	Acceptance Criteria
1,2-Dichloroethane-d4	95		70-130
Toluene-d8	97		70-130
4-Bromofluorobenzene	85		70-130
Dibromofluoromethane	103		70-130

Project Name: CPG YONKERS NY
Project Number: Not Specified

Lab Number: L1641295
Report Date: 12/30/16

Method Blank Analysis
Batch Quality Control

Analytical Method: 1,8260C
Analytical Date: 12/22/16 09:12
Analyst: BN

Parameter	Result	Qualifier	Units	RL	MDL
Volatile Organics by 8260/5035 - Westborough Lab for sample(s): 01-02 Batch: WG963936-5					
Methylene chloride	ND		ug/kg	10	1.1
1,1-Dichloroethane	ND		ug/kg	1.5	0.09
Chloroform	ND		ug/kg	1.5	0.37
Carbon tetrachloride	ND		ug/kg	1.0	0.21
1,2-Dichloropropane	ND		ug/kg	3.5	0.23
Dibromochloromethane	ND		ug/kg	1.0	0.15
1,1,2-Trichloroethane	ND		ug/kg	1.5	0.30
Tetrachloroethene	ND		ug/kg	1.0	0.14
Chlorobenzene	ND		ug/kg	1.0	0.35
Trichlorofluoromethane	ND		ug/kg	5.0	0.39
1,2-Dichloroethane	ND		ug/kg	1.0	0.11
1,1,1-Trichloroethane	ND		ug/kg	1.0	0.11
Bromodichloromethane	ND		ug/kg	1.0	0.17
trans-1,3-Dichloropropene	ND		ug/kg	1.0	0.12
cis-1,3-Dichloropropene	ND		ug/kg	1.0	0.12
Bromoform	ND		ug/kg	4.0	0.24
1,1,2,2-Tetrachloroethane	ND		ug/kg	1.0	0.10
Benzene	ND		ug/kg	1.0	0.12
Toluene	ND		ug/kg	1.5	0.19
Ethylbenzene	ND		ug/kg	1.0	0.13
Chloromethane	ND		ug/kg	5.0	0.29
Bromomethane	ND		ug/kg	2.0	0.34
Vinyl chloride	ND		ug/kg	2.0	0.12
Chloroethane	ND		ug/kg	2.0	0.32
1,1-Dichloroethene	ND		ug/kg	1.0	0.26
trans-1,2-Dichloroethene	ND		ug/kg	1.5	0.21
Trichloroethene	ND		ug/kg	1.0	0.12
1,2-Dichlorobenzene	ND		ug/kg	5.0	0.15
1,3-Dichlorobenzene	ND		ug/kg	5.0	0.14

Project Name: CPG YONKERS NY
Project Number: Not Specified

Lab Number: L1641295
Report Date: 12/30/16

Method Blank Analysis
Batch Quality Control

Analytical Method: 1,8260C
Analytical Date: 12/22/16 09:12
Analyst: BN

Parameter	Result	Qualifier	Units	RL	MDL
Volatile Organics by 8260/5035 - Westborough Lab for sample(s): 01-02 Batch: WG963936-5					
1,4-Dichlorobenzene	ND		ug/kg	5.0	0.14
Methyl tert butyl ether	ND		ug/kg	2.0	0.08
p/m-Xylene	ND		ug/kg	2.0	0.35
o-Xylene	ND		ug/kg	2.0	0.34
cis-1,2-Dichloroethene	ND		ug/kg	1.0	0.14
Styrene	ND		ug/kg	2.0	0.40
Dichlorodifluoromethane	ND		ug/kg	10	0.19
Acetone	ND		ug/kg	10	1.0
Carbon disulfide	ND		ug/kg	10	1.1
2-Butanone	ND		ug/kg	10	0.27
4-Methyl-2-pentanone	ND		ug/kg	10	0.24
2-Hexanone	ND		ug/kg	10	0.67
Bromochloromethane	ND		ug/kg	5.0	0.28
1,2-Dibromoethane	ND		ug/kg	4.0	0.17
1,2-Dibromo-3-chloropropane	ND		ug/kg	5.0	0.40
Isopropylbenzene	ND		ug/kg	1.0	0.10
1,2,3-Trichlorobenzene	ND		ug/kg	5.0	0.15
1,2,4-Trichlorobenzene	ND		ug/kg	5.0	0.18
Methyl Acetate	ND		ug/kg	20	0.27
Cyclohexane	ND		ug/kg	20	0.15
1,4-Dioxane	ND		ug/kg	100	14.
Freon-113	ND		ug/kg	20	0.27
Methyl cyclohexane	ND		ug/kg	4.0	0.15

Tentatively Identified Compounds

No Tentatively Identified Compounds	ND	ug/kg

Project Name: CPG YONKERS NY
Project Number: Not Specified

Lab Number: L1641295
Report Date: 12/30/16

Method Blank Analysis
Batch Quality Control

Analytical Method: 1,8260C
Analytical Date: 12/22/16 09:12
Analyst: BN

Parameter	Result	Qualifier	Units	RL	MDL
Volatile Organics by 8260/5035 - Westborough Lab for sample(s): 01-02 Batch: WG963936-5					

Surrogate	%Recovery	Qualifier	Acceptance Criteria
1,2-Dichloroethane-d4	108		70-130
Toluene-d8	102		70-130
4-Bromofluorobenzene	102		70-130
Dibromofluoromethane	92		70-130

Project Name: CPG YONKERS NY
Project Number: Not Specified

Lab Number: L1641295
Report Date: 12/30/16

Method Blank Analysis
Batch Quality Control

Analytical Method: 1,8260C
Analytical Date: 12/27/16 09:34
Analyst: MV

Parameter	Result	Qualifier	Units	RL	MDL
Volatile Organics by 8260/5035 - Westborough Lab for sample(s): 04-10 Batch: WG964869-5					
Methylene chloride	ND		ug/kg	10	1.1
1,1-Dichloroethane	ND		ug/kg	1.5	0.09
Chloroform	ND		ug/kg	1.5	0.37
Carbon tetrachloride	ND		ug/kg	1.0	0.21
1,2-Dichloropropane	ND		ug/kg	3.5	0.23
Dibromochloromethane	ND		ug/kg	1.0	0.15
1,1,2-Trichloroethane	ND		ug/kg	1.5	0.30
Tetrachloroethene	ND		ug/kg	1.0	0.14
Chlorobenzene	ND		ug/kg	1.0	0.35
Trichlorofluoromethane	ND		ug/kg	5.0	0.39
1,2-Dichloroethane	ND		ug/kg	1.0	0.11
1,1,1-Trichloroethane	ND		ug/kg	1.0	0.11
Bromodichloromethane	ND		ug/kg	1.0	0.17
trans-1,3-Dichloropropene	ND		ug/kg	1.0	0.12
cis-1,3-Dichloropropene	ND		ug/kg	1.0	0.12
Bromoform	ND		ug/kg	4.0	0.24
1,1,2,2-Tetrachloroethane	ND		ug/kg	1.0	0.10
Benzene	ND		ug/kg	1.0	0.12
Toluene	ND		ug/kg	1.5	0.19
Ethylbenzene	ND		ug/kg	1.0	0.13
Chloromethane	ND		ug/kg	5.0	0.29
Bromomethane	ND		ug/kg	2.0	0.34
Vinyl chloride	ND		ug/kg	2.0	0.12
Chloroethane	ND		ug/kg	2.0	0.32
1,1-Dichloroethene	ND		ug/kg	1.0	0.26
trans-1,2-Dichloroethene	ND		ug/kg	1.5	0.21
Trichloroethene	ND		ug/kg	1.0	0.12
1,2-Dichlorobenzene	ND		ug/kg	5.0	0.15
1,3-Dichlorobenzene	ND		ug/kg	5.0	0.14

Project Name: CPG YONKERS NY
Project Number: Not Specified

Lab Number: L1641295
Report Date: 12/30/16

Method Blank Analysis
Batch Quality Control

Analytical Method: 1,8260C
Analytical Date: 12/27/16 09:34
Analyst: MV

Parameter	Result	Qualifier	Units	RL	MDL
Volatile Organics by 8260/5035 - Westborough Lab for sample(s): 04-10 Batch: WG964869-5					
1,4-Dichlorobenzene	ND		ug/kg	5.0	0.14
Methyl tert butyl ether	ND		ug/kg	2.0	0.08
p/m-Xylene	ND		ug/kg	2.0	0.35
o-Xylene	ND		ug/kg	2.0	0.34
cis-1,2-Dichloroethene	ND		ug/kg	1.0	0.14
Styrene	ND		ug/kg	2.0	0.40
Dichlorodifluoromethane	ND		ug/kg	10	0.19
Acetone	2.5	J	ug/kg	10	1.0
Carbon disulfide	ND		ug/kg	10	1.1
2-Butanone	ND		ug/kg	10	0.27
4-Methyl-2-pentanone	ND		ug/kg	10	0.24
2-Hexanone	ND		ug/kg	10	0.67
Bromochloromethane	ND		ug/kg	5.0	0.28
1,2-Dibromoethane	ND		ug/kg	4.0	0.17
1,2-Dibromo-3-chloropropane	ND		ug/kg	5.0	0.40
Isopropylbenzene	ND		ug/kg	1.0	0.10
1,2,3-Trichlorobenzene	ND		ug/kg	5.0	0.15
1,2,4-Trichlorobenzene	ND		ug/kg	5.0	0.18
Methyl Acetate	ND		ug/kg	20	0.27
Cyclohexane	ND		ug/kg	20	0.15
1,4-Dioxane	ND		ug/kg	100	14.
Freon-113	ND		ug/kg	20	0.27
Methyl cyclohexane	ND		ug/kg	4.0	0.15

Tentatively Identified Compounds

No Tentatively Identified Compounds	ND	ug/kg

Project Name: CPG YONKERS NY
Project Number: Not Specified

Lab Number: L1641295
Report Date: 12/30/16

Method Blank Analysis
Batch Quality Control

Analytical Method: 1,8260C
Analytical Date: 12/27/16 09:34
Analyst: MV

Parameter	Result	Qualifier	Units	RL	MDL
Volatile Organics by 8260/5035 - Westborough Lab for sample(s): 04-10 Batch: WG964869-5					

Surrogate	%Recovery	Qualifier	Acceptance Criteria
1,2-Dichloroethane-d4	92		70-130
Toluene-d8	97		70-130
4-Bromofluorobenzene	85		70-130
Dibromofluoromethane	100		70-130

Lab Control Sample Analysis
Batch Quality Control

Project Name: CPG YONKERS NY
Project Number: Not Specified

Lab Number: L1641295
Report Date: 12/30/16

Parameter	LCS %Recovery	Qual	LCSD %Recovery	Qual	%Recovery Limits	RPD	Qual	RPD Limits
Volatile Organics by 8260/5035 - Westborough Lab Associated sample(s): 01-02 Batch: WG963936-3 WG963936-4								
Methylene chloride	88		88		70-130	0		30
1,1-Dichloroethane	92		90		70-130	2		30
Chloroform	99		100		70-130	1		30
Carbon tetrachloride	100		98		70-130	2		30
1,2-Dichloropropane	84		85		70-130	1		30
Dibromochloromethane	88		92		70-130	4		30
2-Chloroethylvinyl ether	75		78		70-130	4		30
1,1,2-Trichloroethane	100		104		70-130	4		30
Tetrachloroethene	115		114		70-130	1		30
Chlorobenzene	98		99		70-130	1		30
Trichlorofluoromethane	134		124		70-139	8		30
1,2-Dichloroethane	92		94		70-130	2		30
1,1,1-Trichloroethane	102		100		70-130	2		30
Bromodichloromethane	88		88		70-130	0		30
trans-1,3-Dichloropropene	88		89		70-130	1		30
cis-1,3-Dichloropropene	80		81		70-130	1		30
1,1-Dichloropropene	96		94		70-130	2		30
Bromoform	82		83		70-130	1		30
1,1,2,2-Tetrachloroethane	99		100		70-130	1		30
Benzene	93		92		70-130	1		30
Toluene	103		101		70-130	2		30

Lab Control Sample Analysis
Batch Quality Control

Project Name: CPG YONKERS NY
Project Number: Not Specified

Lab Number: L1641295
Report Date: 12/30/16

Parameter	LCS %Recovery	Qual	LCSD %Recovery	Qual	%Recovery Limits	RPD	Qual	RPD Limits
Volatile Organics by 8260/5035 - Westborough Lab Associated sample(s): 01-02 Batch: WG963936-3 WG963936-4								
Ethylbenzene	103		102		70-130	1		30
Chloromethane	81		73		52-130	10		30
Bromomethane	96		90		57-147	6		30
Vinyl chloride	87		80		67-130	8		30
Chloroethane	93		89		50-151	4		30
1,1-Dichloroethene	103		96		65-135	7		30
trans-1,2-Dichloroethene	99		94		70-130	5		30
Trichloroethene	100		99		70-130	1		30
1,2-Dichlorobenzene	109		110		70-130	1		30
1,3-Dichlorobenzene	111		110		70-130	1		30
1,4-Dichlorobenzene	112		112		70-130	0		30
Methyl tert butyl ether	84		84		66-130	0		30
p/m-Xylene	99		100		70-130	1		30
o-Xylene	96		98		70-130	2		30
cis-1,2-Dichloroethene	95		95		70-130	0		30
Dibromomethane	93		95		70-130	2		30
Styrene	94		97		70-130	3		30
Dichlorodifluoromethane	85		76		30-146	11		30
Acetone	89		86		54-140	3		30
Carbon disulfide	89		83		59-130	7		30
2-Butanone	85		88		70-130	3		30

Lab Control Sample Analysis
Batch Quality Control

Project Name: CPG YONKERS NY
Project Number: Not Specified

Lab Number: L1641295
Report Date: 12/30/16

Parameter	LCS %Recovery	Qual	LCSD %Recovery	Qual	%Recovery Limits	RPD	Qual	RPD Limits
Volatile Organics by 8260/5035 - Westborough Lab Associated sample(s): 01-02 Batch: WG963936-3 WG963936-4								
Vinyl acetate	76		78		70-130	3		30
4-Methyl-2-pentanone	70		74		70-130	6		30
1,2,3-Trichloropropane	97		98		68-130	1		30
2-Hexanone	**68**	Q	**68**	Q	70-130	0		30
Bromochloromethane	94		94		70-130	0		30
2,2-Dichloropropane	92		90		70-130	2		30
1,2-Dibromoethane	97		100		70-130	3		30
1,3-Dichloropropane	98		102		69-130	4		30
1,1,1,2-Tetrachloroethane	98		101		70-130	3		30
Bromobenzene	112		112		70-130	0		30
n-Butylbenzene	112		108		70-130	4		30
sec-Butylbenzene	109		107		70-130	2		30
tert-Butylbenzene	106		104		70-130	2		30
o-Chlorotoluene	106		105		70-130	1		30
p-Chlorotoluene	105		104		70-130	1		30
1,2-Dibromo-3-chloropropane	76		79		68-130	4		30
Hexachlorobutadiene	**131**	Q	128		67-130	2		30
Isopropylbenzene	106		104		70-130	2		30
p-Isopropyltoluene	106		104		70-130	2		30
Naphthalene	92		94		70-130	2		30
Acrylonitrile	80		75		70-130	6		30

Lab Control Sample Analysis
Batch Quality Control

Project Name: CPG YONKERS NY
Project Number: Not Specified

Lab Number: L1641295
Report Date: 12/30/16

Parameter	LCS %Recovery	Qual	LCSD %Recovery	Qual	%Recovery Limits	RPD	Qual	RPD Limits
Volatile Organics by 8260/5035 - Westborough Lab Associated sample(s): 01-02 Batch: WG963936-3 WG963936-4								
Isopropyl Ether	83		82		66-130	1		30
tert-Butyl Alcohol	**63**	Q	**65**	Q	70-130	3		30
n-Propylbenzene	108		106		70-130	2		30
1,2,3-Trichlorobenzene	107		108		70-130	1		30
1,2,4-Trichlorobenzene	109		111		70-130	2		30
1,3,5-Trimethylbenzene	105		104		70-130	1		30
1,2,4-Trimethylbenzene	104		103		70-130	1		30
Methyl Acetate	79		78		51-146	1		30
Ethyl Acetate	78		79		70-130	1		30
Acrolein	82		80		70-130	2		30
Cyclohexane	94		88		59-142	7		30
1,4-Dioxane	79		81		65-136	3		30
1,1,2-Trichloro-1,2,2-Trifluoroethane	119		110		50-139	8		30
p-Diethylbenzene	103		102		70-130	1		30
p-Ethyltoluene	106		104		70-130	2		30
1,2,4,5-Tetramethylbenzene	98		98		70-130	0		30
Tetrahydrofuran	79		87		66-130	10		30
Ethyl ether	86		85		67-130	1		30
trans-1,4-Dichloro-2-butene	89		89		70-130	0		30
Methyl cyclohexane	98		94		70-130	4		30
Ethyl-Tert-Butyl-Ether	79		79		70-130	0		30

Lab Control Sample Analysis
Batch Quality Control

Project Name: CPG YONKERS NY
Project Number: Not Specified

Lab Number: L1641295
Report Date: 12/30/16

Parameter	LCS %Recovery	Qual	LCSD %Recovery	Qual	%Recovery Limits	RPD	Qual	RPD Limits
Volatile Organics by 8260/5035 - Westborough Lab Associated sample(s): 01-02 Batch: WG963936-3 WG963936-4								
Tertiary-Amyl Methyl Ether	77		78		70-130	1		30

Surrogate	LCS %Recovery	Qual	LCSD %Recovery	Qual	Acceptance Criteria
1,2-Dichloroethane-d4	104		103		70-130
Toluene-d8	102		102		70-130
4-Bromofluorobenzene	100		99		70-130
Dibromofluoromethane	101		101		70-130

Lab Control Sample Analysis
Batch Quality Control

Project Name: CPG YONKERS NY
Project Number: Not Specified

Lab Number: L1641295
Report Date: 12/30/16

Parameter	LCS %Recovery	Qual	LCSD %Recovery	Qual	%Recovery Limits	RPD	Qual	RPD Limits
Volatile Organics by 8260/5035 - Westborough Lab Associated sample(s): 04-10 Batch: WG964869-3 WG964869-4								
Methylene chloride	88		86		70-130	2		30
1,1-Dichloroethane	85		79		70-130	7		30
Chloroform	92		87		70-130	6		30
Carbon tetrachloride	99		88		70-130	12		30
1,2-Dichloropropane	84		82		70-130	2		30
Dibromochloromethane	94		93		70-130	1		30
1,1,2-Trichloroethane	87		87		70-130	0		30
Tetrachloroethene	112		103		70-130	8		30
Chlorobenzene	98		94		70-130	4		30
Trichlorofluoromethane	102		84		70-139	19		30
1,2-Dichloroethane	93		90		70-130	3		30
1,1,1-Trichloroethane	99		89		70-130	11		30
Bromodichloromethane	89		86		70-130	3		30
trans-1,3-Dichloropropene	81		79		70-130	3		30
cis-1,3-Dichloropropene	82		79		70-130	4		30
1,1-Dichloropropene	89		79		70-130	12		30
Bromoform	92		90		70-130	2		30
1,1,2,2-Tetrachloroethane	80		78		70-130	3		30
Benzene	88		83		70-130	6		30
Toluene	91		86		70-130	6		30
Ethylbenzene	93		88		70-130	6		30

Lab Control Sample Analysis
Batch Quality Control

Project Name: CPG YONKERS NY
Project Number: Not Specified

Lab Number: L1641295
Report Date: 12/30/16

Parameter	LCS %Recovery	Qual	LCSD %Recovery	Qual	%Recovery Limits	RPD	Qual	RPD Limits
Volatile Organics by 8260/5035 - Westborough Lab Associated sample(s): 04-10 Batch: WG964869-3 WG964869-4								
Chloromethane	106		101		52-130	5		30
Bromomethane	104		93		57-147	11		30
Vinyl chloride	87		76		67-130	13		30
Chloroethane	87		78		50-151	11		30
1,1-Dichloroethene	95		82		65-135	15		30
trans-1,2-Dichloroethene	95		86		70-130	10		30
Trichloroethene	97		91		70-130	6		30
1,2-Dichlorobenzene	102		99		70-130	3		30
1,3-Dichlorobenzene	103		98		70-130	5		30
1,4-Dichlorobenzene	103		98		70-130	5		30
Methyl tert butyl ether	**54**	Q	**52**	Q	66-130	4		30
p/m-Xylene	97		92		70-130	5		30
o-Xylene	96		93		70-130	3		30
cis-1,2-Dichloroethene	95		90		70-130	5		30
Dibromomethane	93		93		70-130	0		30
Styrene	93		90		70-130	3		30
Dichlorodifluoromethane	101		83		30-146	20		30
Acetone	116		106		54-140	9		30
Carbon disulfide	74		64		59-130	14		30
2-Butanone	94		88		70-130	7		30
Vinyl acetate	88		87		70-130	1		30

Lab Control Sample Analysis
Batch Quality Control

Project Name: CPG YONKERS NY
Project Number: Not Specified

Lab Number: L1641295
Report Date: 12/30/16

Parameter	LCS %Recovery	Qual	LCSD %Recovery	Qual	%Recovery Limits	RPD	Qual	RPD Limits
Volatile Organics by 8260/5035 - Westborough Lab Associated sample(s): 04-10 Batch: WG964869-3 WG964869-4								
4-Methyl-2-pentanone	72		72		70-130	0		30
1,2,3-Trichloropropane	75		76		68-130	1		30
2-Hexanone	71		71		70-130	0		30
Bromochloromethane	105		103		70-130	2		30
2,2-Dichloropropane	86		77		70-130	11		30
1,2-Dibromoethane	94		94		70-130	0		30
1,3-Dichloropropane	82		82		69-130	0		30
1,1,1,2-Tetrachloroethane	99		96		70-130	3		30
Bromobenzene	97		95		70-130	2		30
n-Butylbenzene	89		82		70-130	8		30
sec-Butylbenzene	89		81		70-130	9		30
tert-Butylbenzene	92		84		70-130	9		30
o-Chlorotoluene	82		77		70-130	6		30
p-Chlorotoluene	85		81		70-130	5		30
1,2-Dibromo-3-chloropropane	88		87		68-130	1		30
Hexachlorobutadiene	109		101		67-130	8		30
Isopropylbenzene	86		79		70-130	8		30
p-Isopropyltoluene	92		86		70-130	7		30
Naphthalene	87		89		70-130	2		30
Acrylonitrile	82		78		70-130	5		30
Isopropyl Ether	89		86		66-130	3		30

Lab Control Sample Analysis
Batch Quality Control

Project Name: CPG YONKERS NY
Project Number: Not Specified

Lab Number: L1641295
Report Date: 12/30/16

Parameter	LCS %Recovery	Qual	LCSD %Recovery	Qual	%Recovery Limits	RPD	Qual	RPD Limits
Volatile Organics by 8260/5035 - Westborough Lab Associated sample(s): 04-10 Batch: WG964869-3 WG964869-4								
tert-Butyl Alcohol	**59**	Q	**57**	Q	70-130	3		30
n-Propylbenzene	86		79		70-130	8		30
1,2,3-Trichlorobenzene	100		100		70-130	0		30
1,2,4-Trichlorobenzene	103		102		70-130	1		30
1,3,5-Trimethylbenzene	86		81		70-130	6		30
1,2,4-Trimethylbenzene	86		82		70-130	5		30
Methyl Acetate	88		86		51-146	2		30
Ethyl Acetate	92		90		70-130	2		30
Acrolein	106		73		70-130	**37**	Q	30
Cyclohexane	88		74		59-142	17		30
1,4-Dioxane	74		86		65-136	15		30
1,1,2-Trichloro-1,2,2-Trifluoroethane	99		80		50-139	21		30
p-Diethylbenzene	92		86		70-130	7		30
p-Ethyltoluene	87		81		70-130	7		30
1,2,4,5-Tetramethylbenzene	86		83		70-130	4		30
Tetrahydrofuran	92		91		66-130	1		30
Ethyl ether	79		76		67-130	4		30
trans-1,4-Dichloro-2-butene	71		71		70-130	0		30
Methyl cyclohexane	93		78		70-130	18		30
Ethyl-Tert-Butyl-Ether	**63**	Q	**61**	Q	70-130	3		30
Tertiary-Amyl Methyl Ether	**61**	Q	**58**	Q	70-130	5		30

Lab Control Sample Analysis
Batch Quality Control

Project Name: CPG YONKERS NY
Project Number: Not Specified

Lab Number: L1641295
Report Date: 12/30/16

Parameter	LCS %Recovery	Qual	LCSD %Recovery	Qual	%Recovery Limits	RPD	Qual	RPD Limits
Volatile Organics by 8260/5035 - Westborough Lab Associated sample(s): 04-10 Batch: WG964869-3 WG964869-4								

Surrogate	LCS %Recovery	Qual	LCSD %Recovery	Qual	Acceptance Criteria
1,2-Dichloroethane-d4	95		95		70-130
Toluene-d8	96		96		70-130
4-Bromofluorobenzene	83		82		70-130
Dibromofluoromethane	102		103		70-130

SEMIVOLATILES

Project Name: CPG YONKERS NY
Project Number: Not Specified
Lab Number: L1641295
Report Date: 12/30/16

SAMPLE RESULTS

Lab ID: L1641295-01
Client ID: B-11, S2, 2-4'
Sample Location: YONKERS, NY
Matrix: Soil
Analytical Method: 1,8270D
Analytical Date: 12/29/16 02:06
Analyst: KV
Percent Solids: 88%

Date Collected: 12/19/16 14:40
Date Received: 12/19/16
Field Prep: Not Specified
Extraction Method: EPA 3546
Extraction Date: 12/24/16 13:15

Parameter	Result	Qualifier	Units	RL	MDL	Dilution Factor
Semivolatile Organics by GC/MS - Westborough Lab						
Acenaphthene	30	J	ug/kg	180	23.	1
Hexachlorobenzene	ND		ug/kg	130	25.	1
Bis(2-chloroethyl)ether	ND		ug/kg	200	30.	1
2-Chloronaphthalene	ND		ug/kg	220	22.	1
3,3'-Dichlorobenzidine	ND		ug/kg	220	59.	1
2,4-Dinitrotoluene	ND		ug/kg	220	45.	1
2,6-Dinitrotoluene	ND		ug/kg	220	38.	1
Fluoranthene	570		ug/kg	130	26.	1
4-Chlorophenyl phenyl ether	ND		ug/kg	220	24.	1
4-Bromophenyl phenyl ether	ND		ug/kg	220	34.	1
Bis(2-chloroisopropyl)ether	ND		ug/kg	270	38.	1
Bis(2-chloroethoxy)methane	ND		ug/kg	240	22.	1
Hexachlorobutadiene	ND		ug/kg	220	33.	1
Hexachlorocyclopentadiene	ND		ug/kg	640	200	1
Hexachloroethane	ND		ug/kg	180	36.	1
Isophorone	ND		ug/kg	200	29.	1
Naphthalene	ND		ug/kg	220	27.	1
Nitrobenzene	ND		ug/kg	200	33.	1
NDPA/DPA	ND		ug/kg	180	25.	1
n-Nitrosodi-n-propylamine	ND		ug/kg	220	34.	1
Bis(2-ethylhexyl)phthalate	ND		ug/kg	220	77.	1
Butyl benzyl phthalate	ND		ug/kg	220	56.	1
Di-n-butylphthalate	ND		ug/kg	220	42.	1
Di-n-octylphthalate	ND		ug/kg	220	76.	1
Diethyl phthalate	ND		ug/kg	220	21.	1
Dimethyl phthalate	ND		ug/kg	220	47.	1
Benzo(a)anthracene	300		ug/kg	130	25.	1
Benzo(a)pyrene	330		ug/kg	180	54.	1
Benzo(b)fluoranthene	440		ug/kg	130	38.	1
Benzo(k)fluoranthene	130		ug/kg	130	36.	1

Project Name: CPG YONKERS NY **Lab Number:** L1641295

Project Number: Not Specified **Report Date:** 12/30/16

SAMPLE RESULTS

Lab ID: L1641295-01 Date Collected: 12/19/16 14:40

Client ID: B-11, S2, 2-4' Date Received: 12/19/16

Sample Location: YONKERS, NY Field Prep: Not Specified

Parameter	Result	Qualifier	Units	RL	MDL	Dilution Factor
Semivolatile Organics by GC/MS - Westborough Lab						
Chrysene	330		ug/kg	130	23.	1
Acenaphthylene	57	J	ug/kg	180	34.	1
Anthracene	100	J	ug/kg	130	44.	1
Benzo(ghi)perylene	320		ug/kg	180	26.	1
Fluorene	48	J	ug/kg	220	22.	1
Phenanthrene	410		ug/kg	130	27.	1
Dibenzo(a,h)anthracene	64	J	ug/kg	130	26.	1
Indeno(1,2,3-cd)pyrene	260		ug/kg	180	31.	1
Pyrene	520		ug/kg	130	22.	1
Biphenyl	ND		ug/kg	510	52.	1
4-Chloroaniline	ND		ug/kg	220	41.	1
2-Nitroaniline	ND		ug/kg	220	43.	1
3-Nitroaniline	ND		ug/kg	220	42.	1
4-Nitroaniline	ND		ug/kg	220	92.	1
Dibenzofuran	ND		ug/kg	220	21.	1
2-Methylnaphthalene	ND		ug/kg	270	27.	1
1,2,4,5-Tetrachlorobenzene	ND		ug/kg	220	23.	1
Acetophenone	ND		ug/kg	220	28.	1
2,4,6-Trichlorophenol	ND		ug/kg	130	42.	1
p-Chloro-m-cresol	ND		ug/kg	220	33.	1
2-Chlorophenol	ND		ug/kg	220	26.	1
2,4-Dichlorophenol	ND		ug/kg	200	36.	1
2,4-Dimethylphenol	ND		ug/kg	220	74.	1
2-Nitrophenol	ND		ug/kg	480	84.	1
4-Nitrophenol	ND		ug/kg	310	91.	1
2,4-Dinitrophenol	ND		ug/kg	1100	100	1
4,6-Dinitro-o-cresol	ND		ug/kg	580	110	1
Pentachlorophenol	ND		ug/kg	180	49.	1
Phenol	ND		ug/kg	220	34.	1
2-Methylphenol	ND		ug/kg	220	35.	1
3-Methylphenol/4-Methylphenol	ND		ug/kg	320	35.	1
2,4,5-Trichlorophenol	ND		ug/kg	220	43.	1
Carbazole	ND		ug/kg	220	22.	1
Atrazine	ND		ug/kg	180	78.	1
Benzaldehyde	ND		ug/kg	300	60.	1
Caprolactam	ND		ug/kg	220	68.	1
2,3,4,6-Tetrachlorophenol	ND		ug/kg	220	45.	1

Project Name: CPG YONKERS NY **Lab Number:** L1641295

Project Number: Not Specified **Report Date:** 12/30/16

SAMPLE RESULTS

Lab ID: L1641295-01 Date Collected: 12/19/16 14:40

Client ID: B-11, S2, 2-4' Date Received: 12/19/16

Sample Location: YONKERS, NY Field Prep: Not Specified

Parameter	Result	Qualifier	Units	RL	MDL	Dilution Factor
Semivolatile Organics by GC/MS - Westborough Lab						
Tentatively Identified Compounds						
Unknown Organic Acid	458	J	ug/kg			1
Unknown	183	J	ug/kg			1

Surrogate	% Recovery	Qualifier	Acceptance Criteria
2-Fluorophenol	42		25-120
Phenol-d6	60		10-120
Nitrobenzene-d5	62		23-120
2-Fluorobiphenyl	56		30-120
2,4,6-Tribromophenol	32		10-136
4-Terphenyl-d14	46		18-120

Project Name: CPG YONKERS NY
Project Number: Not Specified
Lab Number: L1641295
Report Date: 12/30/16

SAMPLE RESULTS

Lab ID: L1641295-02
Client ID: B-5, S1, 0-2'
Sample Location: YONKERS, NY
Matrix: Soil
Analytical Method: 1,8270D
Analytical Date: 12/29/16 02:32
Analyst: KV
Percent Solids: 86%

Date Collected: 12/19/16 15:00
Date Received: 12/19/16
Field Prep: Not Specified
Extraction Method: EPA 3546
Extraction Date: 12/24/16 13:15

Parameter	Result	Qualifier	Units	RL	MDL	Dilution Factor
Semivolatile Organics by GC/MS - Westborough Lab						
Acenaphthene	ND		ug/kg	150	20.	1
Hexachlorobenzene	ND		ug/kg	110	21.	1
Bis(2-chloroethyl)ether	ND		ug/kg	170	26.	1
2-Chloronaphthalene	ND		ug/kg	190	19.	1
3,3'-Dichlorobenzidine	ND		ug/kg	190	51.	1
2,4-Dinitrotoluene	ND		ug/kg	190	38.	1
2,6-Dinitrotoluene	ND		ug/kg	190	33.	1
Fluoranthene	94	J	ug/kg	110	22.	1
4-Chlorophenyl phenyl ether	ND		ug/kg	190	20.	1
4-Bromophenyl phenyl ether	ND		ug/kg	190	29.	1
Bis(2-chloroisopropyl)ether	ND		ug/kg	230	33.	1
Bis(2-chloroethoxy)methane	ND		ug/kg	210	19.	1
Hexachlorobutadiene	ND		ug/kg	190	28.	1
Hexachlorocyclopentadiene	ND		ug/kg	550	170	1
Hexachloroethane	ND		ug/kg	150	31.	1
Isophorone	ND		ug/kg	170	25.	1
Naphthalene	ND		ug/kg	190	23.	1
Nitrobenzene	ND		ug/kg	170	28.	1
NDPA/DPA	ND		ug/kg	150	22.	1
n-Nitrosodi-n-propylamine	ND		ug/kg	190	30.	1
Bis(2-ethylhexyl)phthalate	ND		ug/kg	190	66.	1
Butyl benzyl phthalate	ND		ug/kg	190	48.	1
Di-n-butylphthalate	ND		ug/kg	190	36.	1
Di-n-octylphthalate	ND		ug/kg	190	65.	1
Diethyl phthalate	ND		ug/kg	190	18.	1
Dimethyl phthalate	ND		ug/kg	190	40.	1
Benzo(a)anthracene	48	J	ug/kg	110	22.	1
Benzo(a)pyrene	54	J	ug/kg	150	47.	1
Benzo(b)fluoranthene	65	J	ug/kg	110	32.	1
Benzo(k)fluoranthene	ND		ug/kg	110	31.	1

Project Name: CPG YONKERS NY **Lab Number:** L1641295

Project Number: Not Specified **Report Date:** 12/30/16

SAMPLE RESULTS

Lab ID: L1641295-02 Date Collected: 12/19/16 15:00

Client ID: B-5, S1, 0-2' Date Received: 12/19/16

Sample Location: YONKERS, NY Field Prep: Not Specified

Parameter	Result	Qualifier	Units	RL	MDL	Dilution Factor
Semivolatile Organics by GC/MS - Westborough Lab						
Chrysene	49	J	ug/kg	110	20.	1
Acenaphthylene	ND		ug/kg	150	30.	1
Anthracene	ND		ug/kg	110	37.	1
Benzo(ghi)perylene	33	J	ug/kg	150	22.	1
Fluorene	ND		ug/kg	190	19.	1
Phenanthrene	55	J	ug/kg	110	23.	1
Dibenzo(a,h)anthracene	ND		ug/kg	110	22.	1
Indeno(1,2,3-cd)pyrene	37	J	ug/kg	150	27.	1
Pyrene	82	J	ug/kg	110	19.	1
Biphenyl	ND		ug/kg	440	44.	1
4-Chloroaniline	ND		ug/kg	190	35.	1
2-Nitroaniline	ND		ug/kg	190	37.	1
3-Nitroaniline	ND		ug/kg	190	36.	1
4-Nitroaniline	ND		ug/kg	190	79.	1
Dibenzofuran	ND		ug/kg	190	18.	1
2-Methylnaphthalene	ND		ug/kg	230	23.	1
1,2,4,5-Tetrachlorobenzene	ND		ug/kg	190	20.	1
Acetophenone	ND		ug/kg	190	24.	1
2,4,6-Trichlorophenol	ND		ug/kg	110	36.	1
p-Chloro-m-cresol	ND		ug/kg	190	28.	1
2-Chlorophenol	ND		ug/kg	190	23.	1
2,4-Dichlorophenol	ND		ug/kg	170	31.	1
2,4-Dimethylphenol	ND		ug/kg	190	63.	1
2-Nitrophenol	ND		ug/kg	410	72.	1
4-Nitrophenol	ND		ug/kg	270	78.	1
2,4-Dinitrophenol	ND		ug/kg	920	89.	1
4,6-Dinitro-o-cresol	ND		ug/kg	500	92.	1
Pentachlorophenol	ND		ug/kg	150	42.	1
Phenol	ND		ug/kg	190	29.	1
2-Methylphenol	ND		ug/kg	190	30.	1
3-Methylphenol/4-Methylphenol	ND		ug/kg	280	30.	1
2,4,5-Trichlorophenol	ND		ug/kg	190	37.	1
Carbazole	ND		ug/kg	190	19.	1
Atrazine	ND		ug/kg	150	67.	1
Benzaldehyde	ND		ug/kg	250	52.	1
Caprolactam	ND		ug/kg	190	58.	1
2,3,4,6-Tetrachlorophenol	ND		ug/kg	190	39.	1

Project Name: CPG YONKERS NY **Lab Number:** L1641295

Project Number: Not Specified **Report Date:** 12/30/16

SAMPLE RESULTS

Lab ID: L1641295-02 Date Collected: 12/19/16 15:00

Client ID: B-5, S1, 0-2' Date Received: 12/19/16

Sample Location: YONKERS, NY Field Prep: Not Specified

Parameter	Result	Qualifier	Units	RL	MDL	Dilution Factor
Semivolatile Organics by GC/MS - Westborough Lab						
Tentatively Identified Compounds						
No Tentatively Identified Compounds	ND		ug/kg			1

Surrogate	% Recovery	Qualifier	Acceptance Criteria
2-Fluorophenol	69		25-120
Phenol-d6	77		10-120
Nitrobenzene-d5	80		23-120
2-Fluorobiphenyl	69		30-120
2,4,6-Tribromophenol	81		10-136
4-Terphenyl-d14	53		18-120

Project Name: CPG YONKERS NY
Project Number: Not Specified
Lab Number: L1641295
Report Date: 12/30/16

SAMPLE RESULTS

Lab ID: L1641295-04
Client ID: B-8, 2-6'
Sample Location: YONKERS, NY
Matrix: Soil
Analytical Method: 1,8270D
Analytical Date: 12/29/16 02:58
Analyst: KV
Percent Solids: 92%

Date Collected: 12/20/16 15:10
Date Received: 12/20/16
Field Prep: Not Specified
Extraction Method: EPA 3546
Extraction Date: 12/24/16 13:15

Parameter	Result	Qualifier	Units	RL	MDL	Dilution Factor
Semivolatile Organics by GC/MS - Westborough Lab						
Acenaphthene	ND		ug/kg	140	18.	1
Hexachlorobenzene	ND		ug/kg	110	20.	1
Bis(2-chloroethyl)ether	ND		ug/kg	160	24.	1
2-Chloronaphthalene	ND		ug/kg	180	18.	1
3,3'-Dichlorobenzidine	ND		ug/kg	180	47.	1
2,4-Dinitrotoluene	ND		ug/kg	180	36.	1
2,6-Dinitrotoluene	ND		ug/kg	180	30.	1
Fluoranthene	30	J	ug/kg	110	20.	1
4-Chlorophenyl phenyl ether	ND		ug/kg	180	19.	1
4-Bromophenyl phenyl ether	ND		ug/kg	180	27.	1
Bis(2-chloroisopropyl)ether	ND		ug/kg	210	30.	1
Bis(2-chloroethoxy)methane	ND		ug/kg	190	18.	1
Hexachlorobutadiene	ND		ug/kg	180	26.	1
Hexachlorocyclopentadiene	ND		ug/kg	510	160	1
Hexachloroethane	ND		ug/kg	140	29.	1
Isophorone	ND		ug/kg	160	23.	1
Naphthalene	ND		ug/kg	180	22.	1
Nitrobenzene	ND		ug/kg	160	26.	1
NDPA/DPA	ND		ug/kg	140	20.	1
n-Nitrosodi-n-propylamine	ND		ug/kg	180	27.	1
Bis(2-ethylhexyl)phthalate	ND		ug/kg	180	62.	1
Butyl benzyl phthalate	ND		ug/kg	180	45.	1
Di-n-butylphthalate	ND		ug/kg	180	34.	1
Di-n-octylphthalate	ND		ug/kg	180	60.	1
Diethyl phthalate	ND		ug/kg	180	16.	1
Dimethyl phthalate	ND		ug/kg	180	37.	1
Benzo(a)anthracene	ND		ug/kg	110	20.	1
Benzo(a)pyrene	ND		ug/kg	140	43.	1
Benzo(b)fluoranthene	ND		ug/kg	110	30.	1
Benzo(k)fluoranthene	ND		ug/kg	110	28.	1

Project Name: CPG YONKERS NY **Lab Number:** L1641295

Project Number: Not Specified **Report Date:** 12/30/16

SAMPLE RESULTS

Lab ID: L1641295-04 Date Collected: 12/20/16 15:10

Client ID: B-8, 2-6' Date Received: 12/20/16

Sample Location: YONKERS, NY Field Prep: Not Specified

Parameter	Result	Qualifier	Units	RL	MDL	Dilution Factor
Semivolatile Organics by GC/MS - Westborough Lab						
Chrysene	ND		ug/kg	110	18.	1
Acenaphthylene	ND		ug/kg	140	27.	1
Anthracene	ND		ug/kg	110	35.	1
Benzo(ghi)perylene	ND		ug/kg	140	21.	1
Fluorene	ND		ug/kg	180	17.	1
Phenanthrene	27	J	ug/kg	110	22.	1
Dibenzo(a,h)anthracene	ND		ug/kg	110	20.	1
Indeno(1,2,3-cd)pyrene	ND		ug/kg	140	25.	1
Pyrene	24	J	ug/kg	110	18.	1
Biphenyl	ND		ug/kg	400	41.	1
4-Chloroaniline	ND		ug/kg	180	32.	1
2-Nitroaniline	ND		ug/kg	180	34.	1
3-Nitroaniline	ND		ug/kg	180	34.	1
4-Nitroaniline	ND		ug/kg	180	74.	1
Dibenzofuran	ND		ug/kg	180	17.	1
2-Methylnaphthalene	ND		ug/kg	210	21.	1
1,2,4,5-Tetrachlorobenzene	ND		ug/kg	180	18.	1
Acetophenone	ND		ug/kg	180	22.	1
2,4,6-Trichlorophenol	ND		ug/kg	110	34.	1
p-Chloro-m-cresol	ND		ug/kg	180	26.	1
2-Chlorophenol	ND		ug/kg	180	21.	1
2,4-Dichlorophenol	ND		ug/kg	160	28.	1
2,4-Dimethylphenol	ND		ug/kg	180	59.	1
2-Nitrophenol	ND		ug/kg	380	67.	1
4-Nitrophenol	ND		ug/kg	250	72.	1
2,4-Dinitrophenol	ND		ug/kg	850	83.	1
4,6-Dinitro-o-cresol	ND		ug/kg	460	85.	1
Pentachlorophenol	ND		ug/kg	140	39.	1
Phenol	ND		ug/kg	180	27.	1
2-Methylphenol	ND		ug/kg	180	28.	1
3-Methylphenol/4-Methylphenol	ND		ug/kg	260	28.	1
2,4,5-Trichlorophenol	ND		ug/kg	180	34.	1
Carbazole	ND		ug/kg	180	17.	1
Atrazine	ND		ug/kg	140	62.	1
Benzaldehyde	ND		ug/kg	230	48.	1
Caprolactam	ND		ug/kg	180	54.	1
2,3,4,6-Tetrachlorophenol	ND		ug/kg	180	36.	1

Project Name: CPG YONKERS NY
Project Number: Not Specified
Lab Number: L1641295
Report Date: 12/30/16

SAMPLE RESULTS

Lab ID: L1641295-04
Client ID: B-8, 2-6'
Sample Location: YONKERS, NY
Date Collected: 12/20/16 15:10
Date Received: 12/20/16
Field Prep: Not Specified

Parameter	Result	Qualifier	Units	RL	MDL	Dilution Factor
Semivolatile Organics by GC/MS - Westborough Lab						
Tentatively Identified Compounds						
Unknown	228	J	ug/kg			1
Unknown	213	J	ug/kg			1
Unknown	266	J	ug/kg			1

Surrogate	% Recovery	Qualifier	Acceptance Criteria
2-Fluorophenol	68		25-120
Phenol-d6	73		10-120
Nitrobenzene-d5	70		23-120
2-Fluorobiphenyl	63		30-120
2,4,6-Tribromophenol	76		10-136
4-Terphenyl-d14	43		18-120

Project Name: CPG YONKERS NY
Project Number: Not Specified

Lab Number: L1641295
Report Date: 12/30/16

SAMPLE RESULTS

Lab ID: L1641295-05
Client ID: B-7, S3, 4-6'
Sample Location: YONKERS, NY
Matrix: Soil
Analytical Method: 1,8270D
Analytical Date: 12/29/16 03:23
Analyst: KV
Percent Solids: 87%

Date Collected: 12/20/16 15:00
Date Received: 12/20/16
Field Prep: Not Specified
Extraction Method: EPA 3546
Extraction Date: 12/24/16 13:15

Parameter	Result	Qualifier	Units	RL	MDL	Dilution Factor
Semivolatile Organics by GC/MS - Westborough Lab						
Acenaphthene	45	J	ug/kg	150	19.	1
Hexachlorobenzene	ND		ug/kg	110	21.	1
Bis(2-chloroethyl)ether	ND		ug/kg	170	25.	1
2-Chloronaphthalene	ND		ug/kg	190	18.	1
3,3'-Dichlorobenzidine	ND		ug/kg	190	50.	1
2,4-Dinitrotoluene	ND		ug/kg	190	37.	1
2,6-Dinitrotoluene	ND		ug/kg	190	32.	1
Fluoranthene	530		ug/kg	110	21.	1
4-Chlorophenyl phenyl ether	ND		ug/kg	190	20.	1
4-Bromophenyl phenyl ether	ND		ug/kg	190	28.	1
Bis(2-chloroisopropyl)ether	ND		ug/kg	220	32.	1
Bis(2-chloroethoxy)methane	ND		ug/kg	200	19.	1
Hexachlorobutadiene	ND		ug/kg	190	27.	1
Hexachlorocyclopentadiene	ND		ug/kg	530	170	1
Hexachloroethane	ND		ug/kg	150	30.	1
Isophorone	ND		ug/kg	170	24.	1
Naphthalene	39	J	ug/kg	190	23.	1
Nitrobenzene	ND		ug/kg	170	28.	1
NDPA/DPA	ND		ug/kg	150	21.	1
n-Nitrosodi-n-propylamine	ND		ug/kg	190	29.	1
Bis(2-ethylhexyl)phthalate	ND		ug/kg	190	64.	1
Butyl benzyl phthalate	ND		ug/kg	190	47.	1
Di-n-butylphthalate	ND		ug/kg	190	35.	1
Di-n-octylphthalate	ND		ug/kg	190	63.	1
Diethyl phthalate	ND		ug/kg	190	17.	1
Dimethyl phthalate	ND		ug/kg	190	39.	1
Benzo(a)anthracene	240		ug/kg	110	21.	1
Benzo(a)pyrene	230		ug/kg	150	45.	1
Benzo(b)fluoranthene	280		ug/kg	110	31.	1
Benzo(k)fluoranthene	100	J	ug/kg	110	30.	1

Project Name: CPG YONKERS NY **Lab Number:** L1641295

Project Number: Not Specified **Report Date:** 12/30/16

SAMPLE RESULTS

Lab ID: L1641295-05 Date Collected: 12/20/16 15:00

Client ID: B-7, S3, 4-6' Date Received: 12/20/16

Sample Location: YONKERS, NY Field Prep: Not Specified

Parameter	Result	Qualifier	Units	RL	MDL	Dilution Factor
Semivolatile Organics by GC/MS - Westborough Lab						
Chrysene	270		ug/kg	110	19.	1
Acenaphthylene	ND		ug/kg	150	29.	1
Anthracene	91	J	ug/kg	110	36.	1
Benzo(ghi)perylene	140	J	ug/kg	150	22.	1
Fluorene	38	J	ug/kg	190	18.	1
Phenanthrene	500		ug/kg	110	23.	1
Dibenzo(a,h)anthracene	39	J	ug/kg	110	22.	1
Indeno(1,2,3-cd)pyrene	160		ug/kg	150	26.	1
Pyrene	510		ug/kg	110	18.	1
Biphenyl	ND		ug/kg	420	43.	1
4-Chloroaniline	ND		ug/kg	190	34.	1
2-Nitroaniline	ND		ug/kg	190	36.	1
3-Nitroaniline	ND		ug/kg	190	35.	1
4-Nitroaniline	ND		ug/kg	190	77.	1
Dibenzofuran	24	J	ug/kg	190	18.	1
2-Methylnaphthalene	ND		ug/kg	220	22.	1
1,2,4,5-Tetrachlorobenzene	ND		ug/kg	190	19.	1
Acetophenone	ND		ug/kg	190	23.	1
2,4,6-Trichlorophenol	ND		ug/kg	110	35.	1
p-Chloro-m-cresol	ND		ug/kg	190	28.	1
2-Chlorophenol	ND		ug/kg	190	22.	1
2,4-Dichlorophenol	ND		ug/kg	170	30.	1
2,4-Dimethylphenol	ND		ug/kg	190	61.	1
2-Nitrophenol	ND		ug/kg	400	70.	1
4-Nitrophenol	ND		ug/kg	260	76.	1
2,4-Dinitrophenol	ND		ug/kg	890	87.	1
4,6-Dinitro-o-cresol	ND		ug/kg	480	89.	1
Pentachlorophenol	ND		ug/kg	150	41.	1
Phenol	ND		ug/kg	190	28.	1
2-Methylphenol	ND		ug/kg	190	29.	1
3-Methylphenol/4-Methylphenol	ND		ug/kg	270	29.	1
2,4,5-Trichlorophenol	ND		ug/kg	190	36.	1
Carbazole	ND		ug/kg	190	18.	1
Atrazine	ND		ug/kg	150	65.	1
Benzaldehyde	ND		ug/kg	240	50.	1
Caprolactam	ND		ug/kg	190	57.	1
2,3,4,6-Tetrachlorophenol	ND		ug/kg	190	38.	1

Project Name: CPG YONKERS NY **Lab Number:** L1641295

Project Number: Not Specified **Report Date:** 12/30/16

SAMPLE RESULTS

Lab ID: L1641295-05 Date Collected: 12/20/16 15:00

Client ID: B-7, S3, 4-6' Date Received: 12/20/16

Sample Location: YONKERS, NY Field Prep: Not Specified

Parameter	Result	Qualifier	Units	RL	MDL	Dilution Factor
Semivolatile Organics by GC/MS - Westborough Lab						
Tentatively Identified Compounds						
No Tentatively Identified Compounds	ND		ug/kg			1

Surrogate	% Recovery	Qualifier	Acceptance Criteria
2-Fluorophenol	68		25-120
Phenol-d6	75		10-120
Nitrobenzene-d5	77		23-120
2-Fluorobiphenyl	68		30-120
2,4,6-Tribromophenol	74		10-136
4-Terphenyl-d14	48		18-120

Project Name: CPG YONKERS NY
Project Number: Not Specified
Lab Number: L1641295
Report Date: 12/30/16

SAMPLE RESULTS

Lab ID: L1641295-06
Client ID: B-6, S2, 2-4'
Sample Location: YONKERS, NY
Matrix: Soil
Analytical Method: 1,8270D
Analytical Date: 12/29/16 03:49
Analyst: KV
Percent Solids: 89%

Date Collected: 12/20/16 14:55
Date Received: 12/20/16
Field Prep: Not Specified
Extraction Method: EPA 3546
Extraction Date: 12/24/16 13:15

Parameter	Result	Qualifier	Units	RL	MDL	Dilution Factor
Semivolatile Organics by GC/MS - Westborough Lab						
Acenaphthene	20	J	ug/kg	150	19.	1
Hexachlorobenzene	ND		ug/kg	110	21.	1
Bis(2-chloroethyl)ether	ND		ug/kg	160	25.	1
2-Chloronaphthalene	ND		ug/kg	180	18.	1
3,3'-Dichlorobenzidine	ND		ug/kg	180	49.	1
2,4-Dinitrotoluene	ND		ug/kg	180	37.	1
2,6-Dinitrotoluene	ND		ug/kg	180	32.	1
Fluoranthene	510		ug/kg	110	21.	1
4-Chlorophenyl phenyl ether	ND		ug/kg	180	20.	1
4-Bromophenyl phenyl ether	ND		ug/kg	180	28.	1
Bis(2-chloroisopropyl)ether	ND		ug/kg	220	31.	1
Bis(2-chloroethoxy)methane	ND		ug/kg	200	18.	1
Hexachlorobutadiene	ND		ug/kg	180	27.	1
Hexachlorocyclopentadiene	ND		ug/kg	530	170	1
Hexachloroethane	ND		ug/kg	150	30.	1
Isophorone	ND		ug/kg	160	24.	1
Naphthalene	38	J	ug/kg	180	22.	1
Nitrobenzene	ND		ug/kg	160	27.	1
NDPA/DPA	ND		ug/kg	150	21.	1
n-Nitrosodi-n-propylamine	ND		ug/kg	180	28.	1
Bis(2-ethylhexyl)phthalate	ND		ug/kg	180	64.	1
Butyl benzyl phthalate	ND		ug/kg	180	46.	1
Di-n-butylphthalate	ND		ug/kg	180	35.	1
Di-n-octylphthalate	ND		ug/kg	180	62.	1
Diethyl phthalate	ND		ug/kg	180	17.	1
Dimethyl phthalate	ND		ug/kg	180	39.	1
Benzo(a)anthracene	300		ug/kg	110	21.	1
Benzo(a)pyrene	320		ug/kg	150	45.	1
Benzo(b)fluoranthene	400		ug/kg	110	31.	1
Benzo(k)fluoranthene	140		ug/kg	110	29.	1

Project Name: CPG YONKERS NY **Lab Number:** L1641295

Project Number: Not Specified **Report Date:** 12/30/16

SAMPLE RESULTS

Lab ID: L1641295-06 Date Collected: 12/20/16 14:55

Client ID: B-6, S2, 2-4' Date Received: 12/20/16

Sample Location: YONKERS, NY Field Prep: Not Specified

Parameter	Result	Qualifier	Units	RL	MDL	Dilution Factor
Semivolatile Organics by GC/MS - Westborough Lab						
Chrysene	330		ug/kg	110	19.	1
Acenaphthylene	56	J	ug/kg	150	28.	1
Anthracene	73	J	ug/kg	110	36.	1
Benzo(ghi)perylene	230		ug/kg	150	22.	1
Fluorene	ND		ug/kg	180	18.	1
Phenanthrene	300		ug/kg	110	22.	1
Dibenzo(a,h)anthracene	62	J	ug/kg	110	21.	1
Indeno(1,2,3-cd)pyrene	240		ug/kg	150	26.	1
Pyrene	490		ug/kg	110	18.	1
Biphenyl	ND		ug/kg	420	43.	1
4-Chloroaniline	ND		ug/kg	180	33.	1
2-Nitroaniline	ND		ug/kg	180	35.	1
3-Nitroaniline	ND		ug/kg	180	35.	1
4-Nitroaniline	ND		ug/kg	180	76.	1
Dibenzofuran	ND		ug/kg	180	17.	1
2-Methylnaphthalene	29	J	ug/kg	220	22.	1
1,2,4,5-Tetrachlorobenzene	ND		ug/kg	180	19.	1
Acetophenone	ND		ug/kg	180	23.	1
2,4,6-Trichlorophenol	ND		ug/kg	110	35.	1
p-Chloro-m-cresol	ND		ug/kg	180	27.	1
2-Chlorophenol	ND		ug/kg	180	22.	1
2,4-Dichlorophenol	ND		ug/kg	160	30.	1
2,4-Dimethylphenol	ND		ug/kg	180	61.	1
2-Nitrophenol	ND		ug/kg	400	69.	1
4-Nitrophenol	ND		ug/kg	260	75.	1
2,4-Dinitrophenol	ND		ug/kg	880	86.	1
4,6-Dinitro-o-cresol	ND		ug/kg	480	88.	1
Pentachlorophenol	ND		ug/kg	150	40.	1
Phenol	ND		ug/kg	180	28.	1
2-Methylphenol	ND		ug/kg	180	28.	1
3-Methylphenol/4-Methylphenol	ND		ug/kg	260	29.	1
2,4,5-Trichlorophenol	ND		ug/kg	180	35.	1
Carbazole	ND		ug/kg	180	18.	1
Atrazine	ND		ug/kg	150	64.	1
Benzaldehyde	ND		ug/kg	240	50.	1
Caprolactam	ND		ug/kg	180	56.	1
2,3,4,6-Tetrachlorophenol	ND		ug/kg	180	37.	1

Project Name: CPG YONKERS NY **Lab Number:** L1641295

Project Number: Not Specified **Report Date:** 12/30/16

SAMPLE RESULTS

Lab ID: L1641295-06 Date Collected: 12/20/16 14:55

Client ID: B-6, S2, 2-4' Date Received: 12/20/16

Sample Location: YONKERS, NY Field Prep: Not Specified

Parameter	Result	Qualifier	Units	RL	MDL	Dilution Factor
Semivolatile Organics by GC/MS - Westborough Lab						
Tentatively Identified Compounds						
Unknown PAH	249	J	ug/kg			1
Unknown	150	J	ug/kg			1

Surrogate	% Recovery	Qualifier	Acceptance Criteria
2-Fluorophenol	75		25-120
Phenol-d6	81		10-120
Nitrobenzene-d5	84		23-120
2-Fluorobiphenyl	74		30-120
2,4,6-Tribromophenol	86		10-136
4-Terphenyl-d14	54		18-120

Project Name: CPG YONKERS NY
Project Number: Not Specified
Lab Number: L1641295
Report Date: 12/30/16

SAMPLE RESULTS

Lab ID: L1641295-07
Client ID: B-4, S2, 2-4'
Sample Location: YONKERS, NY
Matrix: Soil
Analytical Method: 1,8270D
Analytical Date: 12/29/16 04:15
Analyst: KV
Percent Solids: 86%

Date Collected: 12/20/16 14:50
Date Received: 12/20/16
Field Prep: Not Specified
Extraction Method: EPA 3546
Extraction Date: 12/24/16 13:15

Parameter	Result	Qualifier	Units	RL	MDL	Dilution Factor
Semivolatile Organics by GC/MS - Westborough Lab						
Acenaphthene	ND		ug/kg	160	20.	1
Hexachlorobenzene	ND		ug/kg	120	22.	1
Bis(2-chloroethyl)ether	ND		ug/kg	170	26.	1
2-Chloronaphthalene	ND		ug/kg	190	19.	1
3,3'-Dichlorobenzidine	ND		ug/kg	190	52.	1
2,4-Dinitrotoluene	ND		ug/kg	190	39.	1
2,6-Dinitrotoluene	ND		ug/kg	190	33.	1
Fluoranthene	ND		ug/kg	120	22.	1
4-Chlorophenyl phenyl ether	ND		ug/kg	190	21.	1
4-Bromophenyl phenyl ether	ND		ug/kg	190	30.	1
Bis(2-chloroisopropyl)ether	ND		ug/kg	230	33.	1
Bis(2-chloroethoxy)methane	ND		ug/kg	210	19.	1
Hexachlorobutadiene	ND		ug/kg	190	28.	1
Hexachlorocyclopentadiene	ND		ug/kg	560	180	1
Hexachloroethane	ND		ug/kg	160	31.	1
Isophorone	ND		ug/kg	170	25.	1
Naphthalene	ND		ug/kg	190	24.	1
Nitrobenzene	ND		ug/kg	170	29.	1
NDPA/DPA	ND		ug/kg	160	22.	1
n-Nitrosodi-n-propylamine	ND		ug/kg	190	30.	1
Bis(2-ethylhexyl)phthalate	ND		ug/kg	190	67.	1
Butyl benzyl phthalate	ND		ug/kg	190	49.	1
Di-n-butylphthalate	ND		ug/kg	190	37.	1
Di-n-octylphthalate	ND		ug/kg	190	66.	1
Diethyl phthalate	ND		ug/kg	190	18.	1
Dimethyl phthalate	ND		ug/kg	190	41.	1
Benzo(a)anthracene	ND		ug/kg	120	22.	1
Benzo(a)pyrene	ND		ug/kg	160	47.	1
Benzo(b)fluoranthene	ND		ug/kg	120	33.	1
Benzo(k)fluoranthene	ND		ug/kg	120	31.	1

Project Name: CPG YONKERS NY **Lab Number:** L1641295

Project Number: Not Specified **Report Date:** 12/30/16

SAMPLE RESULTS

Lab ID: L1641295-07 Date Collected: 12/20/16 14:50

Client ID: B-4, S2, 2-4' Date Received: 12/20/16

Sample Location: YONKERS, NY Field Prep: Not Specified

Parameter	Result	Qualifier	Units	RL	MDL	Dilution Factor
Semivolatile Organics by GC/MS - Westborough Lab						
Chrysene	ND		ug/kg	120	20.	1
Acenaphthylene	ND		ug/kg	160	30.	1
Anthracene	ND		ug/kg	120	38.	1
Benzo(ghi)perylene	ND		ug/kg	160	23.	1
Fluorene	ND		ug/kg	190	19.	1
Phenanthrene	ND		ug/kg	120	24.	1
Dibenzo(a,h)anthracene	ND		ug/kg	120	22.	1
Indeno(1,2,3-cd)pyrene	ND		ug/kg	160	27.	1
Pyrene	ND		ug/kg	120	19.	1
Biphenyl	ND		ug/kg	440	45.	1
4-Chloroaniline	ND		ug/kg	190	35.	1
2-Nitroaniline	ND		ug/kg	190	37.	1
3-Nitroaniline	ND		ug/kg	190	37.	1
4-Nitroaniline	ND		ug/kg	190	80.	1
Dibenzofuran	ND		ug/kg	190	18.	1
2-Methylnaphthalene	ND		ug/kg	230	23.	1
1,2,4,5-Tetrachlorobenzene	ND		ug/kg	190	20.	1
Acetophenone	ND		ug/kg	190	24.	1
2,4,6-Trichlorophenol	ND		ug/kg	120	37.	1
p-Chloro-m-cresol	ND		ug/kg	190	29.	1
2-Chlorophenol	ND		ug/kg	190	23.	1
2,4-Dichlorophenol	ND		ug/kg	170	31.	1
2,4-Dimethylphenol	ND		ug/kg	190	64.	1
2-Nitrophenol	ND		ug/kg	420	73.	1
4-Nitrophenol	ND		ug/kg	270	79.	1
2,4-Dinitrophenol	ND		ug/kg	930	90.	1
4,6-Dinitro-o-cresol	ND		ug/kg	500	93.	1
Pentachlorophenol	ND		ug/kg	160	43.	1
Phenol	ND		ug/kg	190	29.	1
2-Methylphenol	ND		ug/kg	190	30.	1
3-Methylphenol/4-Methylphenol	ND		ug/kg	280	30.	1
2,4,5-Trichlorophenol	ND		ug/kg	190	37.	1
Carbazole	ND		ug/kg	190	19.	1
Atrazine	ND		ug/kg	160	68.	1
Benzaldehyde	ND		ug/kg	260	52.	1
Caprolactam	ND		ug/kg	190	59.	1
2,3,4,6-Tetrachlorophenol	ND		ug/kg	190	39.	1

Project Name: CPG YONKERS NY **Lab Number:** L1641295

Project Number: Not Specified **Report Date:** 12/30/16

SAMPLE RESULTS

Lab ID: L1641295-07 Date Collected: 12/20/16 14:50

Client ID: B-4, S2, 2-4' Date Received: 12/20/16

Sample Location: YONKERS, NY Field Prep: Not Specified

Parameter	Result	Qualifier	Units	RL	MDL	Dilution Factor
Semivolatile Organics by GC/MS - Westborough Lab						
Tentatively Identified Compounds						
No Tentatively Identified Compounds	ND		ug/kg			1

Surrogate	% Recovery	Qualifier	Acceptance Criteria
2-Fluorophenol	71		25-120
Phenol-d6	76		10-120
Nitrobenzene-d5	76		23-120
2-Fluorobiphenyl	70		30-120
2,4,6-Tribromophenol	78		10-136
4-Terphenyl-d14	53		18-120

Project Name: CPG YONKERS NY
Project Number: Not Specified
Lab Number: L1641295
Report Date: 12/30/16

SAMPLE RESULTS

Lab ID: L1641295-08
Client ID: B-3, S2, 2-4'
Sample Location: YONKERS, NY
Matrix: Soil
Analytical Method: 1,8270D
Analytical Date: 12/29/16 04:41
Analyst: KV
Percent Solids: 88%

Date Collected: 12/21/16 14:15
Date Received: 12/21/16
Field Prep: Not Specified
Extraction Method: EPA 3546
Extraction Date: 12/24/16 13:15

Parameter	Result	Qualifier	Units	RL	MDL	Dilution Factor
Semivolatile Organics by GC/MS - Westborough Lab						
Acenaphthene	720		ug/kg	150	20.	1
Hexachlorobenzene	ND		ug/kg	110	21.	1
Bis(2-chloroethyl)ether	ND		ug/kg	170	26.	1
2-Chloronaphthalene	ND		ug/kg	190	19.	1
3,3'-Dichlorobenzidine	ND		ug/kg	190	50.	1
2,4-Dinitrotoluene	ND		ug/kg	190	38.	1
2,6-Dinitrotoluene	ND		ug/kg	190	32.	1
Fluoranthene	81000	E	ug/kg	110	22.	1
4-Chlorophenyl phenyl ether	ND		ug/kg	190	20.	1
4-Bromophenyl phenyl ether	43	J	ug/kg	190	29.	1
Bis(2-chloroisopropyl)ether	ND		ug/kg	220	32.	1
Bis(2-chloroethoxy)methane	ND		ug/kg	200	19.	1
Hexachlorobutadiene	ND		ug/kg	190	28.	1
Hexachlorocyclopentadiene	ND		ug/kg	540	170	1
Hexachloroethane	ND		ug/kg	150	30.	1
Isophorone	ND		ug/kg	170	24.	1
Naphthalene	2400		ug/kg	190	23.	1
Nitrobenzene	ND		ug/kg	170	28.	1
NDPA/DPA	ND		ug/kg	150	21.	1
n-Nitrosodi-n-propylamine	ND		ug/kg	190	29.	1
Bis(2-ethylhexyl)phthalate	ND		ug/kg	190	65.	1
Butyl benzyl phthalate	ND		ug/kg	190	47.	1
Di-n-butylphthalate	ND		ug/kg	190	36.	1
Di-n-octylphthalate	ND		ug/kg	190	64.	1
Diethyl phthalate	ND		ug/kg	190	17.	1
Dimethyl phthalate	ND		ug/kg	190	40.	1
Benzo(a)anthracene	43000	E	ug/kg	110	21.	1
Benzo(a)pyrene	41000	E	ug/kg	150	46.	1
Benzo(b)fluoranthene	53000	E	ug/kg	110	32.	1
Benzo(k)fluoranthene	9700	E	ug/kg	110	30.	1

Project Name: CPG YONKERS NY **Lab Number:** L1641295

Project Number: Not Specified **Report Date:** 12/30/16

SAMPLE RESULTS

Lab ID: L1641295-08 Date Collected: 12/21/16 14:15

Client ID: B-3, S2, 2-4' Date Received: 12/21/16

Sample Location: YONKERS, NY Field Prep: Not Specified

Parameter	Result	Qualifier	Units	RL	MDL	Dilution Factor
Semivolatile Organics by GC/MS - Westborough Lab						
Chrysene	33000	E	ug/kg	110	20.	1
Acenaphthylene	7200		ug/kg	150	29.	1
Anthracene	16000	E	ug/kg	110	37.	1
Benzo(ghi)perylene	19000	E	ug/kg	150	22.	1
Fluorene	3000		ug/kg	190	18.	1
Phenanthrene	38000	E	ug/kg	110	23.	1
Dibenzo(a,h)anthracene	5300		ug/kg	110	22.	1
Indeno(1,2,3-cd)pyrene	24000	E	ug/kg	150	26.	1
Pyrene	70000	E	ug/kg	110	19.	1
Biphenyl	190	J	ug/kg	430	44.	1
4-Chloroaniline	ND		ug/kg	190	34.	1
2-Nitroaniline	ND		ug/kg	190	36.	1
3-Nitroaniline	ND		ug/kg	190	36.	1
4-Nitroaniline	ND		ug/kg	190	78.	1
Dibenzofuran	3100		ug/kg	190	18.	1
2-Methylnaphthalene	560		ug/kg	220	23.	1
1,2,4,5-Tetrachlorobenzene	ND		ug/kg	190	20.	1
Acetophenone	ND		ug/kg	190	23.	1
2,4,6-Trichlorophenol	ND		ug/kg	110	36.	1
p-Chloro-m-cresol	ND		ug/kg	190	28.	1
2-Chlorophenol	ND		ug/kg	190	22.	1
2,4-Dichlorophenol	ND		ug/kg	170	30.	1
2,4-Dimethylphenol	ND		ug/kg	190	62.	1
2-Nitrophenol	ND		ug/kg	410	71.	1
4-Nitrophenol	ND		ug/kg	260	77.	1
2,4-Dinitrophenol	ND		ug/kg	900	88.	1
4,6-Dinitro-o-cresol	ND		ug/kg	490	90.	1
Pentachlorophenol	ND		ug/kg	150	41.	1
Phenol	570		ug/kg	190	28.	1
2-Methylphenol	140	J	ug/kg	190	29.	1
3-Methylphenol/4-Methylphenol	580		ug/kg	270	29.	1
2,4,5-Trichlorophenol	ND		ug/kg	190	36.	1
Carbazole	2300		ug/kg	190	18.	1
Atrazine	ND		ug/kg	150	66.	1
Benzaldehyde	ND		ug/kg	250	51.	1
Caprolactam	ND		ug/kg	190	57.	1
2,3,4,6-Tetrachlorophenol	ND		ug/kg	190	38.	1

Project Name: CPG YONKERS NY
Project Number: Not Specified
Lab Number: L1641295
Report Date: 12/30/16

SAMPLE RESULTS

Lab ID: L1641295-08
Client ID: B-3, S2, 2-4'
Sample Location: YONKERS, NY
Date Collected: 12/21/16 14:15
Date Received: 12/21/16
Field Prep: Not Specified

Parameter	Result	Qualifier	Units	RL	MDL	Dilution Factor
Semivolatile Organics by GC/MS - Westborough Lab						
Tentatively Identified Compounds						
Unknown	3580	J	ug/kg			1
Unknown PAH	482	J	ug/kg			1
Unknown PAH	273	J	ug/kg			1
Unknown	208	J	ug/kg			1
Unknown Thiophene	217	J	ug/kg			1
Unknown Naphthalene	874	J	ug/kg			1
Unknown PAH	226	J	ug/kg			1
Unknown Naphthalene	1070	J	ug/kg			1
Unknown PAH	210	J	ug/kg			1
Unknown PAH	203	J	ug/kg			1
Unknown PAH	3040	J	ug/kg			1
Unknown PAH	194	J	ug/kg			1
Unknown PAH	285	J	ug/kg			1
Unknown PAH	370	J	ug/kg			1
Unknown	213	J	ug/kg			1
Unknown Naphthalene	264	J	ug/kg			1
Unknown PAH	1510	J	ug/kg			1
Unknown	183	J	ug/kg			1
Unknown	489	J	ug/kg			1
Unknown Naphthalene	1170	J	ug/kg			1

Surrogate	% Recovery	Qualifier	Acceptance Criteria
2-Fluorophenol	58		25-120
Phenol-d6	62		10-120
Nitrobenzene-d5	65		23-120
2-Fluorobiphenyl	56		30-120
2,4,6-Tribromophenol	73		10-136
4-Terphenyl-d14	61		18-120

Project Name: CPG YONKERS NY
Project Number: Not Specified
Lab Number: L1641295
Report Date: 12/30/16

SAMPLE RESULTS

Lab ID:	L1641295-08	D	Date Collected:	12/21/16 14:15
Client ID:	B-3, S2, 2-4'		Date Received:	12/21/16
Sample Location:	YONKERS, NY		Field Prep:	Not Specified
Matrix:	Soil		Extraction Method:	EPA 3546
Analytical Method:	1,8270D		Extraction Date:	12/24/16 13:15
Analytical Date:	12/29/16 09:28			
Analyst:	KV			
Percent Solids:	88%			

Parameter	Result	Qualifier	Units	RL	MDL	Dilution Factor
Semivolatile Organics by GC/MS - Westborough Lab						
Fluoranthene	110000		ug/kg	2200	430	20
Benzo(a)anthracene	54000		ug/kg	2200	420	20
Benzo(a)pyrene	46000		ug/kg	3000	920	20
Benzo(b)fluoranthene	56000		ug/kg	2200	630	20
Benzo(k)fluoranthene	14000		ug/kg	2200	600	20
Chrysene	44000		ug/kg	2200	390	20
Anthracene	20000		ug/kg	2200	730	20
Benzo(ghi)perylene	24000		ug/kg	3000	440	20
Phenanthrene	50000		ug/kg	2200	460	20
Indeno(1,2,3-cd)pyrene	28000		ug/kg	3000	520	20
Pyrene	92000		ug/kg	2200	370	20

Project Name: CPG YONKERS NY
Project Number: Not Specified

Lab Number: L1641295
Report Date: 12/30/16

SAMPLE RESULTS

Lab ID: L1641295-09
Client ID: B-1, S2, 2-4'
Sample Location: YONKERS, NY
Matrix: Soil
Analytical Method: 1,8270D
Analytical Date: 12/29/16 05:06
Analyst: KV
Percent Solids: 88%

Date Collected: 12/21/16 14:25
Date Received: 12/21/16
Field Prep: Not Specified
Extraction Method: EPA 3546
Extraction Date: 12/24/16 13:15

Parameter	Result	Qualifier	Units	RL	MDL	Dilution Factor
Semivolatile Organics by GC/MS - Westborough Lab						
Acenaphthene	76	J	ug/kg	150	20.	1
Hexachlorobenzene	ND		ug/kg	110	21.	1
Bis(2-chloroethyl)ether	ND		ug/kg	170	26.	1
2-Chloronaphthalene	ND		ug/kg	190	19.	1
3,3'-Dichlorobenzidine	ND		ug/kg	190	50.	1
2,4-Dinitrotoluene	ND		ug/kg	190	38.	1
2,6-Dinitrotoluene	ND		ug/kg	190	32.	1
Fluoranthene	880		ug/kg	110	22.	1
4-Chlorophenyl phenyl ether	ND		ug/kg	190	20.	1
4-Bromophenyl phenyl ether	ND		ug/kg	190	29.	1
Bis(2-chloroisopropyl)ether	ND		ug/kg	230	32.	1
Bis(2-chloroethoxy)methane	ND		ug/kg	200	19.	1
Hexachlorobutadiene	ND		ug/kg	190	28.	1
Hexachlorocyclopentadiene	ND		ug/kg	540	170	1
Hexachloroethane	ND		ug/kg	150	30.	1
Isophorone	ND		ug/kg	170	24.	1
Naphthalene	38	J	ug/kg	190	23.	1
Nitrobenzene	ND		ug/kg	170	28.	1
NDPA/DPA	ND		ug/kg	150	22.	1
n-Nitrosodi-n-propylamine	ND		ug/kg	190	29.	1
Bis(2-ethylhexyl)phthalate	ND		ug/kg	190	65.	1
Butyl benzyl phthalate	ND		ug/kg	190	48.	1
Di-n-butylphthalate	ND		ug/kg	190	36.	1
Di-n-octylphthalate	ND		ug/kg	190	64.	1
Diethyl phthalate	ND		ug/kg	190	17.	1
Dimethyl phthalate	ND		ug/kg	190	40.	1
Benzo(a)anthracene	470		ug/kg	110	21.	1
Benzo(a)pyrene	430		ug/kg	150	46.	1
Benzo(b)fluoranthene	490		ug/kg	110	32.	1
Benzo(k)fluoranthene	160		ug/kg	110	30.	1

Project Name: CPG YONKERS NY **Lab Number:** L1641295

Project Number: Not Specified **Report Date:** 12/30/16

SAMPLE RESULTS

Lab ID: L1641295-09 Date Collected: 12/21/16 14:25

Client ID: B-1, S2, 2-4' Date Received: 12/21/16

Sample Location: YONKERS, NY Field Prep: Not Specified

Parameter	Result	Qualifier	Units	RL	MDL	Dilution Factor
Semivolatile Organics by GC/MS - Westborough Lab						
Chrysene	450		ug/kg	110	20.	1
Acenaphthylene	58	J	ug/kg	150	29.	1
Anthracene	270		ug/kg	110	37.	1
Benzo(ghi)perylene	210		ug/kg	150	22.	1
Fluorene	110	J	ug/kg	190	18.	1
Phenanthrene	850		ug/kg	110	23.	1
Dibenzo(a,h)anthracene	65	J	ug/kg	110	22.	1
Indeno(1,2,3-cd)pyrene	270		ug/kg	150	26.	1
Pyrene	860		ug/kg	110	19.	1
Biphenyl	ND		ug/kg	430	44.	1
4-Chloroaniline	ND		ug/kg	190	34.	1
2-Nitroaniline	ND		ug/kg	190	36.	1
3-Nitroaniline	ND		ug/kg	190	36.	1
4-Nitroaniline	ND		ug/kg	190	78.	1
Dibenzofuran	30	J	ug/kg	190	18.	1
2-Methylnaphthalene	48	J	ug/kg	230	23.	1
1,2,4,5-Tetrachlorobenzene	ND		ug/kg	190	20.	1
Acetophenone	ND		ug/kg	190	23.	1
2,4,6-Trichlorophenol	ND		ug/kg	110	36.	1
p-Chloro-m-cresol	ND		ug/kg	190	28.	1
2-Chlorophenol	ND		ug/kg	190	22.	1
2,4-Dichlorophenol	ND		ug/kg	170	30.	1
2,4-Dimethylphenol	ND		ug/kg	190	62.	1
2-Nitrophenol	ND		ug/kg	410	71.	1
4-Nitrophenol	ND		ug/kg	260	77.	1
2,4-Dinitrophenol	ND		ug/kg	910	88.	1
4,6-Dinitro-o-cresol	ND		ug/kg	490	91.	1
Pentachlorophenol	ND		ug/kg	150	42.	1
Phenol	ND		ug/kg	190	28.	1
2-Methylphenol	ND		ug/kg	190	29.	1
3-Methylphenol/4-Methylphenol	ND		ug/kg	270	30.	1
2,4,5-Trichlorophenol	ND		ug/kg	190	36.	1
Carbazole	ND		ug/kg	190	18.	1
Atrazine	ND		ug/kg	150	66.	1
Benzaldehyde	ND		ug/kg	250	51.	1
Caprolactam	ND		ug/kg	190	57.	1
2,3,4,6-Tetrachlorophenol	ND		ug/kg	190	38.	1

Project Name: CPG YONKERS NY **Lab Number:** L1641295

Project Number: Not Specified **Report Date:** 12/30/16

SAMPLE RESULTS

Lab ID: L1641295-09 Date Collected: 12/21/16 14:25

Client ID: B-1, S2, 2-4' Date Received: 12/21/16

Sample Location: YONKERS, NY Field Prep: Not Specified

Parameter	Result	Qualifier	Units	RL	MDL	Dilution Factor
Semivolatile Organics by GC/MS - Westborough Lab						
Tentatively Identified Compounds						
Unknown PAH	160	J	ug/kg			1
Unknown PAH	227	J	ug/kg			1
Unknown	182	J	ug/kg			1
Unknown	282	J	ug/kg			1

Surrogate	% Recovery	Qualifier	Acceptance Criteria
2-Fluorophenol	75		25-120
Phenol-d6	79		10-120
Nitrobenzene-d5	77		23-120
2-Fluorobiphenyl	62		30-120
2,4,6-Tribromophenol	93		10-136
4-Terphenyl-d14	50		18-120

Project Name: CPG YONKERS NY
Project Number: Not Specified

Lab Number: L1641295
Report Date: 12/30/16

SAMPLE RESULTS

Lab ID:	L1641295-10	Date Collected:	12/21/16 14:35
Client ID:	B-2	Date Received:	12/21/16
Sample Location:	YONKERS, NY	Field Prep:	Not Specified
Matrix:	Soil	Extraction Method:	EPA 3546
Analytical Method:	1,8270D	Extraction Date:	12/24/16 13:15
Analytical Date:	12/29/16 05:32		
Analyst:	KV		
Percent Solids:	89%		

Parameter	Result	Qualifier	Units	RL	MDL	Dilution Factor
Semivolatile Organics by GC/MS - Westborough Lab						
Acenaphthene	ND		ug/kg	150	19.	1
Hexachlorobenzene	ND		ug/kg	110	21.	1
Bis(2-chloroethyl)ether	ND		ug/kg	160	25.	1
2-Chloronaphthalene	ND		ug/kg	180	18.	1
3,3'-Dichlorobenzidine	ND		ug/kg	180	49.	1
2,4-Dinitrotoluene	ND		ug/kg	180	37.	1
2,6-Dinitrotoluene	ND		ug/kg	180	32.	1
Fluoranthene	120		ug/kg	110	21.	1
4-Chlorophenyl phenyl ether	ND		ug/kg	180	20.	1
4-Bromophenyl phenyl ether	ND		ug/kg	180	28.	1
Bis(2-chloroisopropyl)ether	ND		ug/kg	220	31.	1
Bis(2-chloroethoxy)methane	ND		ug/kg	200	18.	1
Hexachlorobutadiene	ND		ug/kg	180	27.	1
Hexachlorocyclopentadiene	ND		ug/kg	530	170	1
Hexachloroethane	ND		ug/kg	150	30.	1
Isophorone	ND		ug/kg	160	24.	1
Naphthalene	ND		ug/kg	180	22.	1
Nitrobenzene	ND		ug/kg	160	27.	1
NDPA/DPA	ND		ug/kg	150	21.	1
n-Nitrosodi-n-propylamine	ND		ug/kg	180	28.	1
Bis(2-ethylhexyl)phthalate	ND		ug/kg	180	64.	1
Butyl benzyl phthalate	ND		ug/kg	180	46.	1
Di-n-butylphthalate	ND		ug/kg	180	35.	1
Di-n-octylphthalate	ND		ug/kg	180	62.	1
Diethyl phthalate	ND		ug/kg	180	17.	1
Dimethyl phthalate	ND		ug/kg	180	39.	1
Benzo(a)anthracene	64	J	ug/kg	110	21.	1
Benzo(a)pyrene	76	J	ug/kg	150	45.	1
Benzo(b)fluoranthene	80	J	ug/kg	110	31.	1
Benzo(k)fluoranthene	35	J	ug/kg	110	29.	1

Project Name: CPG YONKERS NY **Lab Number:** L1641295

Project Number: Not Specified **Report Date:** 12/30/16

SAMPLE RESULTS

Lab ID: L1641295-10 Date Collected: 12/21/16 14:35

Client ID: B-2 Date Received: 12/21/16

Sample Location: YONKERS, NY Field Prep: Not Specified

Parameter	Result	Qualifier	Units	RL	MDL	Dilution Factor
Semivolatile Organics by GC/MS - Westborough Lab						
Chrysene	61	J	ug/kg	110	19.	1
Acenaphthylene	ND		ug/kg	150	28.	1
Anthracene	ND		ug/kg	110	36.	1
Benzo(ghi)perylene	51	J	ug/kg	150	22.	1
Fluorene	ND		ug/kg	180	18.	1
Phenanthrene	60	J	ug/kg	110	22.	1
Dibenzo(a,h)anthracene	ND		ug/kg	110	21.	1
Indeno(1,2,3-cd)pyrene	46	J	ug/kg	150	26.	1
Pyrene	120		ug/kg	110	18.	1
Biphenyl	ND		ug/kg	420	43.	1
4-Chloroaniline	ND		ug/kg	180	33.	1
2-Nitroaniline	ND		ug/kg	180	35.	1
3-Nitroaniline	ND		ug/kg	180	35.	1
4-Nitroaniline	ND		ug/kg	180	76.	1
Dibenzofuran	ND		ug/kg	180	17.	1
2-Methylnaphthalene	ND		ug/kg	220	22.	1
1,2,4,5-Tetrachlorobenzene	ND		ug/kg	180	19.	1
Acetophenone	ND		ug/kg	180	23.	1
2,4,6-Trichlorophenol	ND		ug/kg	110	35.	1
p-Chloro-m-cresol	ND		ug/kg	180	27.	1
2-Chlorophenol	ND		ug/kg	180	22.	1
2,4-Dichlorophenol	ND		ug/kg	160	30.	1
2,4-Dimethylphenol	ND		ug/kg	180	61.	1
2-Nitrophenol	ND		ug/kg	400	69.	1
4-Nitrophenol	ND		ug/kg	260	75.	1
2,4-Dinitrophenol	ND		ug/kg	880	86.	1
4,6-Dinitro-o-cresol	ND		ug/kg	480	88.	1
Pentachlorophenol	ND		ug/kg	150	40.	1
Phenol	ND		ug/kg	180	28.	1
2-Methylphenol	ND		ug/kg	180	28.	1
3-Methylphenol/4-Methylphenol	ND		ug/kg	260	29.	1
2,4,5-Trichlorophenol	ND		ug/kg	180	35.	1
Carbazole	ND		ug/kg	180	18.	1
Atrazine	ND		ug/kg	150	64.	1
Benzaldehyde	ND		ug/kg	240	50.	1
Caprolactam	ND		ug/kg	180	56.	1
2,3,4,6-Tetrachlorophenol	ND		ug/kg	180	37.	1

Project Name: CPG YONKERS NY **Lab Number:** L1641295

Project Number: Not Specified **Report Date:** 12/30/16

SAMPLE RESULTS

Lab ID: L1641295-10 Date Collected: 12/21/16 14:35

Client ID: B-2 Date Received: 12/21/16

Sample Location: YONKERS, NY Field Prep: Not Specified

Parameter	Result	Qualifier	Units	RL	MDL	Dilution Factor
Semivolatile Organics by GC/MS - Westborough Lab						
Tentatively Identified Compounds						
No Tentatively Identified Compounds	ND		ug/kg			1

Surrogate	% Recovery	Qualifier	Acceptance Criteria
2-Fluorophenol	78		25-120
Phenol-d6	84		10-120
Nitrobenzene-d5	81		23-120
2-Fluorobiphenyl	86		30-120
2,4,6-Tribromophenol	99		10-136
4-Terphenyl-d14	81		18-120

Project Name: CPG YONKERS NY
Project Number: Not Specified

Lab Number: L1641295
Report Date: 12/30/16

Method Blank Analysis
Batch Quality Control

Analytical Method: 1,8270D
Analytical Date: 12/29/16 00:28
Analyst: KV

Extraction Method: EPA 3546
Extraction Date: 12/24/16 13:15

Parameter	Result	Qualifier	Units	RL	MDL
Semivolatile Organics by GC/MS - Westborough Lab for sample(s): 01-02,04-10 Batch: WG964612-1					
Acenaphthene	ND		ug/kg	130	17.
Hexachlorobenzene	ND		ug/kg	97	18.
Bis(2-chloroethyl)ether	ND		ug/kg	140	22.
2-Chloronaphthalene	ND		ug/kg	160	16.
3,3'-Dichlorobenzidine	ND		ug/kg	160	43.
2,4-Dinitrotoluene	ND		ug/kg	160	32.
2,6-Dinitrotoluene	ND		ug/kg	160	28.
Fluoranthene	ND		ug/kg	97	18.
4-Chlorophenyl phenyl ether	ND		ug/kg	160	17.
4-Bromophenyl phenyl ether	ND		ug/kg	160	25.
Bis(2-chloroisopropyl)ether	ND		ug/kg	190	28.
Bis(2-chloroethoxy)methane	ND		ug/kg	170	16.
Hexachlorobutadiene	ND		ug/kg	160	24.
Hexachlorocyclopentadiene	ND		ug/kg	460	150
Hexachloroethane	ND		ug/kg	130	26.
Isophorone	ND		ug/kg	140	21.
Naphthalene	ND		ug/kg	160	20.
Nitrobenzene	ND		ug/kg	140	24.
NDPA/DPA	ND		ug/kg	130	18.
n-Nitrosodi-n-propylamine	ND		ug/kg	160	25.
Bis(2-ethylhexyl)phthalate	ND		ug/kg	160	56.
Butyl benzyl phthalate	ND		ug/kg	160	41.
Di-n-butylphthalate	ND		ug/kg	160	31.
Di-n-octylphthalate	ND		ug/kg	160	55.
Diethyl phthalate	ND		ug/kg	160	15.
Dimethyl phthalate	ND		ug/kg	160	34.
Benzo(a)anthracene	ND		ug/kg	97	18.
Benzo(a)pyrene	ND		ug/kg	130	39.
Benzo(b)fluoranthene	ND		ug/kg	97	27.

Project Name: CPG YONKERS NY
Project Number: Not Specified

Lab Number: L1641295
Report Date: 12/30/16

Method Blank Analysis
Batch Quality Control

Analytical Method: 1,8270D
Analytical Date: 12/29/16 00:28
Analyst: KV

Extraction Method: EPA 3546
Extraction Date: 12/24/16 13:15

Parameter	Result	Qualifier	Units	RL	MDL
Semivolatile Organics by GC/MS - Westborough Lab for sample(s): 01-02,04-10 Batch: WG964612-1					
Benzo(k)fluoranthene	ND		ug/kg	97	26.
Chrysene	ND		ug/kg	97	17.
Acenaphthylene	ND		ug/kg	130	25.
Anthracene	ND		ug/kg	97	32.
Benzo(ghi)perylene	ND		ug/kg	130	19.
Fluorene	ND		ug/kg	160	16.
Phenanthrene	ND		ug/kg	97	20.
Dibenzo(a,h)anthracene	ND		ug/kg	97	19.
Indeno(1,2,3-cd)pyrene	ND		ug/kg	130	22.
Pyrene	ND		ug/kg	97	16.
Biphenyl	ND		ug/kg	370	38.
4-Chloroaniline	ND		ug/kg	160	29.
2-Nitroaniline	ND		ug/kg	160	31.
3-Nitroaniline	ND		ug/kg	160	30.
4-Nitroaniline	ND		ug/kg	160	67.
Dibenzofuran	ND		ug/kg	160	15.
2-Methylnaphthalene	ND		ug/kg	190	20.
1,2,4,5-Tetrachlorobenzene	ND		ug/kg	160	17.
Acetophenone	ND		ug/kg	160	20.
2,4,6-Trichlorophenol	ND		ug/kg	97	31.
p-Chloro-m-cresol	ND		ug/kg	160	24.
2-Chlorophenol	ND		ug/kg	160	19.
2,4-Dichlorophenol	ND		ug/kg	140	26.
2,4-Dimethylphenol	ND		ug/kg	160	53.
2-Nitrophenol	ND		ug/kg	350	61.
4-Nitrophenol	ND		ug/kg	230	66.
2,4-Dinitrophenol	ND		ug/kg	780	75.
4,6-Dinitro-o-cresol	ND		ug/kg	420	78.
Pentachlorophenol	ND		ug/kg	130	36.

Project Name: CPG YONKERS NY
Project Number: Not Specified

Lab Number: L1641295
Report Date: 12/30/16

Method Blank Analysis
Batch Quality Control

Analytical Method: 1,8270D
Analytical Date: 12/29/16 00:28
Analyst: KV

Extraction Method: EPA 3546
Extraction Date: 12/24/16 13:15

Parameter	Result	Qualifier	Units	RL	MDL
Semivolatile Organics by GC/MS - Westborough Lab for sample(s): 01-02,04-10 Batch: WG964612-1					
Phenol	ND		ug/kg	160	24.
2-Methylphenol	ND		ug/kg	160	25.
3-Methylphenol/4-Methylphenol	ND		ug/kg	230	25.
2,4,5-Trichlorophenol	ND		ug/kg	160	31.
Carbazole	ND		ug/kg	160	16.
Atrazine	ND		ug/kg	130	56.
Benzaldehyde	ND		ug/kg	210	44.
Caprolactam	ND		ug/kg	160	49.
2,3,4,6-Tetrachlorophenol	ND		ug/kg	160	33.

Tentatively Identified Compounds

No Tentatively Identified Compounds	ND	ug/kg

Surrogate	%Recovery	Qualifier	Acceptance Criteria
2-Fluorophenol	72		25-120
Phenol-d6	75		10-120
Nitrobenzene-d5	67		23-120
2-Fluorobiphenyl	65		30-120
2,4,6-Tribromophenol	64		10-136
4-Terphenyl-d14	62		18-120

Lab Control Sample Analysis
Batch Quality Control

Project Name: CPG YONKERS NY
Project Number: Not Specified

Lab Number: L1641295
Report Date: 12/30/16

Parameter	LCS %Recovery	Qual	LCSD %Recovery	Qual	%Recovery Limits	RPD	Qual	RPD Limits
Semivolatile Organics by GC/MS - Westborough Lab Associated sample(s): 01-02,04-10 Batch: WG964612-2 WG964612-3								
Acenaphthene	70		63		31-137	11		50
Benzidine	14		11		10-66	24		50
1,2,4-Trichlorobenzene	72		66		38-107	9		50
Hexachlorobenzene	72		64		40-140	12		50
Bis(2-chloroethyl)ether	73		66		40-140	10		50
2-Chloronaphthalene	73		65		40-140	12		50
1,2-Dichlorobenzene	68		63		40-140	8		50
1,3-Dichlorobenzene	67		63		40-140	6		50
1,4-Dichlorobenzene	66		62		28-104	6		50
3,3'-Dichlorobenzidine	50		46		40-140	8		50
2,4-Dinitrotoluene	78		71		40-132	9		50
2,6-Dinitrotoluene	81		74		40-140	9		50
Azobenzene	73		66		40-140	10		50
Fluoranthene	72		64		40-140	12		50
4-Chlorophenyl phenyl ether	73		64		40-140	13		50
4-Bromophenyl phenyl ether	72		65		40-140	10		50
Bis(2-chloroisopropyl)ether	70		65		40-140	7		50
Bis(2-chloroethoxy)methane	75		70		40-117	7		50
Hexachlorobutadiene	69		63		40-140	9		50
Hexachlorocyclopentadiene	68		61		40-140	11		50
Hexachloroethane	68		62		40-140	9		50

Lab Control Sample Analysis
Batch Quality Control

Project Name: CPG YONKERS NY
Project Number: Not Specified

Lab Number: L1641295
Report Date: 12/30/16

Parameter	LCS %Recovery	Qual	LCSD %Recovery	Qual	%Recovery Limits	RPD	Qual	RPD Limits
Semivolatile Organics by GC/MS - Westborough Lab Associated sample(s): 01-02,04-10 Batch: WG964612-2 WG964612-3								
Isophorone	73		68		40-140	7		50
Naphthalene	69		62		40-140	11		50
Nitrobenzene	77		70		40-140	10		50
NDPA/DPA	73		65		36-157	12		50
n-Nitrosodi-n-propylamine	75		70		32-121	7		50
Bis(2-ethylhexyl)phthalate	82		72		40-140	13		50
Butyl benzyl phthalate	80		70		40-140	13		50
Di-n-butylphthalate	76		66		40-140	14		50
Di-n-octylphthalate	85		74		40-140	14		50
Diethyl phthalate	74		65		40-140	13		50
Dimethyl phthalate	72		66		40-140	9		50
Benzo(a)anthracene	72		63		40-140	13		50
Benzo(a)pyrene	73		65		40-140	12		50
Benzo(b)fluoranthene	72		65		40-140	10		50
Benzo(k)fluoranthene	72		63		40-140	13		50
Chrysene	71		62		40-140	14		50
Acenaphthylene	73		64		40-140	13		50
Anthracene	73		63		40-140	15		50
Benzo(ghi)perylene	72		60		40-140	18		50
Fluorene	72		65		40-140	10		50
Phenanthrene	73		63		40-140	15		50

Lab Control Sample Analysis
Batch Quality Control

Project Name: CPG YONKERS NY
Project Number: Not Specified

Lab Number: L1641295
Report Date: 12/30/16

Parameter	LCS %Recovery	Qual	LCSD %Recovery	Qual	%Recovery Limits	RPD	Qual	RPD Limits
Semivolatile Organics by GC/MS - Westborough Lab Associated sample(s): 01-02,04-10 Batch: WG964612-2 WG964612-3								
Dibenzo(a,h)anthracene	69		59		40-140	16		50
Indeno(1,2,3-cd)pyrene	72		61		40-140	17		50
Pyrene	72		62		35-142	15		50
Biphenyl	76		69		54-104	10		50
4-Chloroaniline	**36**	Q	52		40-140	36		50
1-Methylnaphthalene	73		64		26-130	13		50
2-Nitroaniline	76		68		47-134	11		50
3-Nitroaniline	55		51		26-129	8		50
4-Nitroaniline	70		61		41-125	14		50
Dibenzofuran	70		62		40-140	12		50
2-Methylnaphthalene	71		64		40-140	10		50
1,2,4,5-Tetrachlorobenzene	75		67		40-117	11		50
Acetophenone	86		77		14-144	11		50
n-Nitrosodimethylamine	67		60		22-100	11		50
2,4,6-Trichlorophenol	84		74		30-130	13		50
p-Chloro-m-cresol	85		76		26-103	11		50
2-Chlorophenol	77		71		25-102	8		50
2,4-Dichlorophenol	85		77		30-130	10		50
2,4-Dimethylphenol	78		71		30-130	9		50
2-Nitrophenol	78		74		30-130	5		50
4-Nitrophenol	81		69		11-114	16		50

Lab Control Sample Analysis
Batch Quality Control

Project Name: CPG YONKERS NY
Project Number: Not Specified

Lab Number: L1641295
Report Date: 12/30/16

Parameter	LCS %Recovery	Qual	LCSD %Recovery	Qual	%Recovery Limits	RPD	Qual	RPD Limits
Semivolatile Organics by GC/MS - Westborough Lab Associated sample(s): 01-02,04-10 Batch: WG964612-2 WG964612-3								
2,4-Dinitrophenol	56		46		4-130	20		50
4,6-Dinitro-o-cresol	69		64		10-130	8		50
Pentachlorophenol	58		53		17-109	9		50
Phenol	76		68		26-90	11		50
2-Methylphenol	82		75		30-130.	9		50
3-Methylphenol/4-Methylphenol	84		75		30-130	11		50
2,4,5-Trichlorophenol	79		71		30-130	11		50
Benzoic Acid	23		22		10-110	4		50
Benzyl Alcohol	85		77		40-140	10		50
Carbazole	73		64		54-128	13		50
Parathion, ethyl	95		85		40-140	11		50
Atrazine	96		85		40-140	12		50
Benzaldehyde	72		68		40-140	6		50
Caprolactam	87		77		15-130	12		50
2,3,4,6-Tetrachlorophenol	74		66		40-140	11		50

Lab Control Sample Analysis
Batch Quality Control

Project Name: CPG YONKERS NY
Project Number: Not Specified

Lab Number: L1641295
Report Date: 12/30/16

Parameter	LCS %Recovery	Qual	LCSD %Recovery	Qual	%Recovery Limits	RPD	Qual	RPD Limits
Semivolatile Organics by GC/MS - Westborough Lab Associated sample(s): 01-02,04-10 Batch: WG964612-2 WG964612-3								

Surrogate	LCS %Recovery	Qual	LCSD %Recovery	Qual	Acceptance Criteria
2-Fluorophenol	79		72		25-120
Phenol-d6	82		76		10-120
Nitrobenzene-d5	76		70		23-120
2-Fluorobiphenyl	71		65		30-120
2,4,6-Tribromophenol	73		64		10-136
4-Terphenyl-d14	69		62		18-120

PCBS

Project Name: CPG YONKERS NY
Project Number: Not Specified
Lab Number: L1641295
Report Date: 12/30/16

SAMPLE RESULTS

Lab ID:	L1641295-01	Date Collected:	12/19/16 14:40
Client ID:	B-11, S2, 2-4'	Date Received:	12/19/16
Sample Location:	YONKERS, NY	Field Prep:	Not Specified
Matrix:	Soil	Extraction Method:	EPA 3546
Analytical Method:	1,8082A	Extraction Date:	12/29/16 13:30
Analytical Date:	12/29/16 18:49	Cleanup Method:	EPA 3665A
Analyst:	AF	Cleanup Date:	12/29/16
Percent Solids:	88%	Cleanup Method:	EPA 3660B
		Cleanup Date:	12/29/16

Parameter	Result	Qualifier	Units	RL	MDL	Dilution Factor	Column
Polychlorinated Biphenyls by GC - Westborough Lab							
Aroclor 1016	ND		ug/kg	37.5	2.96	1	A
Aroclor 1221	ND		ug/kg	37.5	3.45	1	A
Aroclor 1232	ND		ug/kg	37.5	4.39	1	A
Aroclor 1242	ND		ug/kg	37.5	4.59	1	A
Aroclor 1248	ND		ug/kg	37.5	3.16	1	A
Aroclor 1254	ND		ug/kg	37.5	3.08	1	A
Aroclor 1260	ND		ug/kg	37.5	2.86	1	A
Aroclor 1262	ND		ug/kg	37.5	1.86	1	A
Aroclor 1268	238		ug/kg	37.5	5.43	1	B
PCBs, Total	238		ug/kg	37.5	5.43	1	B

Surrogate	% Recovery	Qualifier	Acceptance Criteria	Column
2,4,5,6-Tetrachloro-m-xylene	73		30-150	A
Decachlorobiphenyl	**344**	Q	30-150	A
2,4,5,6-Tetrachloro-m-xylene	75		30-150	B
Decachlorobiphenyl	**402**	Q	30-150	B

Project Name: CPG YONKERS NY
Project Number: Not Specified
Lab Number: L1641295
Report Date: 12/30/16

SAMPLE RESULTS

Lab ID:	L1641295-02	Date Collected:	12/19/16 15:00
Client ID:	B-5, S1, 0-2'	Date Received:	12/19/16
Sample Location:	YONKERS, NY	Field Prep:	Not Specified
Matrix:	Soil	Extraction Method:	EPA 3546
Analytical Method:	1,8082A	Extraction Date:	12/29/16 11:10
Analytical Date:	12/29/16 19:03	Cleanup Method:	EPA 3665A
Analyst:	AF	Cleanup Date:	12/29/16
Percent Solids:	86%	Cleanup Method:	EPA 3660B
		Cleanup Date:	12/29/16

Parameter	Result	Qualifier	Units	RL	MDL	Dilution Factor	Column
Polychlorinated Biphenyls by GC - Westborough Lab							
Aroclor 1016	ND		ug/kg	37.4	2.95	1	A
Aroclor 1221	ND		ug/kg	37.4	3.44	1	A
Aroclor 1232	ND		ug/kg	37.4	4.38	1	A
Aroclor 1242	ND		ug/kg	37.4	4.57	1	A
Aroclor 1248	ND		ug/kg	37.4	3.15	1	A
Aroclor 1254	ND		ug/kg	37.4	3.07	1	A
Aroclor 1260	ND		ug/kg	37.4	2.85	1	A
Aroclor 1262	ND		ug/kg	37.4	1.85	1	A
Aroclor 1268	ND		ug/kg	37.4	5.42	1	A
PCBs, Total	ND		ug/kg	37.4	1.85	1	A

Surrogate	% Recovery	Qualifier	Acceptance Criteria	Column
2,4,5,6-Tetrachloro-m-xylene	74		30-150	A
Decachlorobiphenyl	58		30-150	A
2,4,5,6-Tetrachloro-m-xylene	92		30-150	B
Decachlorobiphenyl	81		30-150	B

Project Name: CPG YONKERS NY
Project Number: Not Specified
Lab Number: L1641295
Report Date: 12/30/16

SAMPLE RESULTS

Lab ID:	L1641295-04	Date Collected:	12/20/16 15:10
Client ID:	B-8, 2-6'	Date Received:	12/20/16
Sample Location:	YONKERS, NY	Field Prep:	Not Specified
Matrix:	Soil	Extraction Method:	EPA 3546
Analytical Method:	1,8082A	Extraction Date:	12/29/16 11:10
Analytical Date:	12/29/16 19:17	Cleanup Method:	EPA 3665A
Analyst:	AF	Cleanup Date:	12/29/16
Percent Solids:	92%	Cleanup Method:	EPA 3660B
		Cleanup Date:	12/29/16

Parameter	Result	Qualifier	Units	RL	MDL	Dilution Factor	Column
Polychlorinated Biphenyls by GC - Westborough Lab							
Aroclor 1016	ND		ug/kg	35.6	2.81	1	A
Aroclor 1221	ND		ug/kg	35.6	3.28	1	A
Aroclor 1232	ND		ug/kg	35.6	4.18	1	A
Aroclor 1242	ND		ug/kg	35.6	4.36	1	A
Aroclor 1248	ND		ug/kg	35.6	3.01	1	A
Aroclor 1254	ND		ug/kg	35.6	2.93	1	A
Aroclor 1260	ND		ug/kg	35.6	2.72	1	A
Aroclor 1262	ND		ug/kg	35.6	1.77	1	A
Aroclor 1268	ND		ug/kg	35.6	5.17	1	A
PCBs, Total	ND		ug/kg	35.6	1.77	1	A

Surrogate	% Recovery	Qualifier	Acceptance Criteria	Column
2,4,5,6-Tetrachloro-m-xylene	78		30-150	A
Decachlorobiphenyl	51		30-150	A
2,4,5,6-Tetrachloro-m-xylene	79		30-150	B
Decachlorobiphenyl	67		30-150	B

Project Name: CPG YONKERS NY
Project Number: Not Specified
Lab Number: L1641295
Report Date: 12/30/16

SAMPLE RESULTS

Lab ID:	L1641295-05	Date Collected:	12/20/16 15:00
Client ID:	B-7, S3, 4-6'	Date Received:	12/20/16
Sample Location:	YONKERS, NY	Field Prep:	Not Specified
Matrix:	Soil	Extraction Method:	EPA 3546
Analytical Method:	1,8082A	Extraction Date:	12/29/16 11:10
Analytical Date:	12/29/16 19:30	Cleanup Method:	EPA 3665A
Analyst:	AF	Cleanup Date:	12/29/16
Percent Solids:	87%	Cleanup Method:	EPA 3660B
		Cleanup Date:	12/29/16

Parameter	Result	Qualifier	Units	RL	MDL	Dilution Factor	Column
Polychlorinated Biphenyls by GC - Westborough Lab							
Aroclor 1016	ND		ug/kg	37.6	2.97	1	A
Aroclor 1221	ND		ug/kg	37.6	3.47	1	A
Aroclor 1232	ND		ug/kg	37.6	4.41	1	A
Aroclor 1242	ND		ug/kg	37.6	4.60	1	A
Aroclor 1248	ND		ug/kg	37.6	3.17	1	A
Aroclor 1254	ND		ug/kg	37.6	3.09	1	A
Aroclor 1260	16.4	J	ug/kg	37.6	2.86	1	A
Aroclor 1262	ND		ug/kg	37.6	1.86	1	A
Aroclor 1268	ND		ug/kg	37.6	5.45	1	A
PCBs, Total	16.4	J	ug/kg	37.6	1.86	1	A

Surrogate	% Recovery	Qualifier	Acceptance Criteria	Column
2,4,5,6-Tetrachloro-m-xylene	78		30-150	A
Decachlorobiphenyl	56		30-150	A
2,4,5,6-Tetrachloro-m-xylene	81		30-150	B
Decachlorobiphenyl	66		30-150	B

Project Name: CPG YONKERS NY
Project Number: Not Specified
Lab Number: L1641295
Report Date: 12/30/16

SAMPLE RESULTS

Lab ID:	L1641295-06	Date Collected:	12/20/16 14:55
Client ID:	B-6, S2, 2-4'	Date Received:	12/20/16
Sample Location:	YONKERS, NY	Field Prep:	Not Specified
Matrix:	Soil	Extraction Method:	EPA 3546
Analytical Method:	1,8082A	Extraction Date:	12/29/16 11:10
Analytical Date:	12/29/16 19:44	Cleanup Method:	EPA 3665A
Analyst:	AF	Cleanup Date:	12/29/16
Percent Solids:	89%	Cleanup Method:	EPA 3660B
		Cleanup Date:	12/29/16

Parameter	Result	Qualifier	Units	RL	MDL	Dilution Factor	Column
Polychlorinated Biphenyls by GC - Westborough Lab							
Aroclor 1016	ND		ug/kg	37.1	2.93	1	A
Aroclor 1221	ND		ug/kg	37.1	3.42	1	A
Aroclor 1232	ND		ug/kg	37.1	4.35	1	A
Aroclor 1242	ND		ug/kg	37.1	4.54	1	A
Aroclor 1248	ND		ug/kg	37.1	3.13	1	A
Aroclor 1254	ND		ug/kg	37.1	3.05	1	A
Aroclor 1260	5.36	J	ug/kg	37.1	2.83	1	A
Aroclor 1262	ND		ug/kg	37.1	1.84	1	A
Aroclor 1268	ND		ug/kg	37.1	5.38	1	A
PCBs, Total	5.36	J	ug/kg	37.1	1.84	1	A

Surrogate	% Recovery	Qualifier	Acceptance Criteria	Column
2,4,5,6-Tetrachloro-m-xylene	83		30-150	A
Decachlorobiphenyl	58		30-150	A
2,4,5,6-Tetrachloro-m-xylene	85		30-150	B
Decachlorobiphenyl	68		30-150	B

Project Name: CPG YONKERS NY
Project Number: Not Specified
Lab Number: L1641295
Report Date: 12/30/16

SAMPLE RESULTS

Lab ID:	L1641295-07	Date Collected:	12/20/16 14:50
Client ID:	B-4, S2, 2-4'	Date Received:	12/20/16
Sample Location:	YONKERS, NY	Field Prep:	Not Specified
Matrix:	Soil	Extraction Method:	EPA 3546
Analytical Method:	1,8082A	Extraction Date:	12/29/16 11:10
Analytical Date:	12/29/16 19:58	Cleanup Method:	EPA 3665A
Analyst:	AF	Cleanup Date:	12/29/16
Percent Solids:	86%	Cleanup Method:	EPA 3660B
		Cleanup Date:	12/29/16

Parameter	Result	Qualifier	Units	RL	MDL	Dilution Factor	Column
Polychlorinated Biphenyls by GC - Westborough Lab							
Aroclor 1016	ND		ug/kg	38.7	3.06	1	A
Aroclor 1221	ND		ug/kg	38.7	3.57	1	A
Aroclor 1232	ND		ug/kg	38.7	4.54	1	A
Aroclor 1242	ND		ug/kg	38.7	4.74	1	A
Aroclor 1248	ND		ug/kg	38.7	3.27	1	A
Aroclor 1254	ND		ug/kg	38.7	3.18	1	A
Aroclor 1260	ND		ug/kg	38.7	2.95	1	A
Aroclor 1262	ND		ug/kg	38.7	1.92	1	A
Aroclor 1268	ND		ug/kg	38.7	5.62	1	A
PCBs, Total	ND		ug/kg	38.7	1.92	1	A

Surrogate	% Recovery	Qualifier	Acceptance Criteria	Column
2,4,5,6-Tetrachloro-m-xylene	91		30-150	A
Decachlorobiphenyl	54		30-150	A
2,4,5,6-Tetrachloro-m-xylene	93		30-150	B
Decachlorobiphenyl	68		30-150	B

Project Name: CPG YONKERS NY
Project Number: Not Specified
Lab Number: L1641295
Report Date: 12/30/16

SAMPLE RESULTS

Lab ID:	L1641295-08	Date Collected:	12/21/16 14:15
Client ID:	B-3, S2, 2-4'	Date Received:	12/21/16
Sample Location:	YONKERS, NY	Field Prep:	Not Specified
Matrix:	Soil	Extraction Method:	EPA 3546
Analytical Method:	1,8082A	Extraction Date:	12/29/16 11:10
Analytical Date:	12/29/16 20:12	Cleanup Method:	EPA 3665A
Analyst:	AF	Cleanup Date:	12/29/16
Percent Solids:	88%	Cleanup Method:	EPA 3660B
		Cleanup Date:	12/29/16

Parameter	Result	Qualifier	Units	RL	MDL	Dilution Factor	Column
Polychlorinated Biphenyls by GC - Westborough Lab							
Aroclor 1016	ND		ug/kg	37.2	2.94	1	A
Aroclor 1221	ND		ug/kg	37.2	3.43	1	A
Aroclor 1232	ND		ug/kg	37.2	4.36	1	A
Aroclor 1242	ND		ug/kg	37.2	4.55	1	A
Aroclor 1248	ND		ug/kg	37.2	3.14	1	A
Aroclor 1254	ND		ug/kg	37.2	3.06	1	A
Aroclor 1260	15.6	J	ug/kg	37.2	2.84	1	A
Aroclor 1262	ND		ug/kg	37.2	1.84	1	A
Aroclor 1268	ND		ug/kg	37.2	5.40	1	A
PCBs, Total	15.6	J	ug/kg	37.2	1.84	1	A

Surrogate	% Recovery	Qualifier	Acceptance Criteria	Column
2,4,5,6-Tetrachloro-m-xylene	78		30-150	A
Decachlorobiphenyl	99		30-150	A
2,4,5,6-Tetrachloro-m-xylene	79		30-150	B
Decachlorobiphenyl	66		30-150	B

Project Name: CPG YONKERS NY
Project Number: Not Specified
Lab Number: L1641295
Report Date: 12/30/16

SAMPLE RESULTS

Lab ID:	L1641295-09	Date Collected:	12/21/16 14:25
Client ID:	B-1, S2, 2-4'	Date Received:	12/21/16
Sample Location:	YONKERS, NY	Field Prep:	Not Specified
Matrix:	Soil	Extraction Method:	EPA 3546
Analytical Method:	1,8082A	Extraction Date:	12/29/16 11:10
Analytical Date:	12/29/16 20:25	Cleanup Method:	EPA 3665A
Analyst:	AF	Cleanup Date:	12/29/16
Percent Solids:	88%	Cleanup Method:	EPA 3660B
		Cleanup Date:	12/29/16

Parameter	Result	Qualifier	Units	RL	MDL	Dilution Factor	Column
Polychlorinated Biphenyls by GC - Westborough Lab							
Aroclor 1016	ND		ug/kg	66.2	5.23	1	A
Aroclor 1221	ND		ug/kg	66.2	6.10	1	A
Aroclor 1232	ND		ug/kg	66.2	7.76	1	A
Aroclor 1242	ND		ug/kg	66.2	8.10	1	A
Aroclor 1248	ND		ug/kg	66.2	5.59	1	A
Aroclor 1254	ND		ug/kg	66.2	5.44	1	A
Aroclor 1260	ND		ug/kg	66.2	5.04	1	A
Aroclor 1262	ND		ug/kg	66.2	3.28	1	A
Aroclor 1268	ND		ug/kg	66.2	9.60	1	A
PCBs, Total	ND		ug/kg	66.2	3.28	1	A

Surrogate	% Recovery	Qualifier	Acceptance Criteria	Column
2,4,5,6-Tetrachloro-m-xylene	83		30-150	A
Decachlorobiphenyl	62		30-150	A
2,4,5,6-Tetrachloro-m-xylene	87		30-150	B
Decachlorobiphenyl	75		30-150	B

Project Name: CPG YONKERS NY
Project Number: Not Specified
Lab Number: L1641295
Report Date: 12/30/16

SAMPLE RESULTS

Lab ID:	L1641295-10	Date Collected:	12/21/16 14:35
Client ID:	B-2	Date Received:	12/21/16
Sample Location:	YONKERS, NY	Field Prep:	Not Specified
Matrix:	Soil	Extraction Method:	EPA 3546
Analytical Method:	1,8082A	Extraction Date:	12/29/16 11:10
Analytical Date:	12/29/16 20:39	Cleanup Method:	EPA 3665A
Analyst:	AF	Cleanup Date:	12/29/16
Percent Solids:	89%	Cleanup Method:	EPA 3660B
		Cleanup Date:	12/29/16

Parameter	Result	Qualifier	Units	RL	MDL	Dilution Factor	Column
Polychlorinated Biphenyls by GC - Westborough Lab							
Aroclor 1016	ND		ug/kg	37.0	2.92	1	A
Aroclor 1221	ND		ug/kg	37.0	3.41	1	A
Aroclor 1232	ND		ug/kg	37.0	4.34	1	A
Aroclor 1242	ND		ug/kg	37.0	4.53	1	A
Aroclor 1248	ND		ug/kg	37.0	3.12	1	A
Aroclor 1254	ND		ug/kg	37.0	3.04	1	A
Aroclor 1260	ND		ug/kg	37.0	2.82	1	A
Aroclor 1262	ND		ug/kg	37.0	1.84	1	A
Aroclor 1268	ND		ug/kg	37.0	5.36	1	A
PCBs, Total	ND		ug/kg	37.0	1.84	1	A

Surrogate	% Recovery	Qualifier	Acceptance Criteria	Column
2,4,5,6-Tetrachloro-m-xylene	83		30-150	A
Decachlorobiphenyl	70		30-150	A
2,4,5,6-Tetrachloro-m-xylene	85		30-150	B
Decachlorobiphenyl	82		30-150	B

Project Name: CPG YONKERS NY
Project Number: Not Specified

Lab Number: L1641295
Report Date: 12/30/16

Method Blank Analysis
Batch Quality Control

Analytical Method: 1,8082A
Analytical Date: 12/29/16 21:07
Analyst: AF

Extraction Method: EPA 3546
Extraction Date: 12/29/16 11:10
Cleanup Method: EPA 3665A
Cleanup Date: 12/29/16
Cleanup Method: EPA 3660B
Cleanup Date: 12/29/16

Parameter	Result	Qualifier	Units	RL	MDL	Column
Polychlorinated Biphenyls by GC - Westborough Lab for sample(s): 01-02,04-10 Batch: WG965624-1						
Aroclor 1016	ND		ug/kg	32.2	2.55	A
Aroclor 1221	ND		ug/kg	32.2	2.97	A
Aroclor 1232	ND		ug/kg	32.2	3.78	A
Aroclor 1242	ND		ug/kg	32.2	3.94	A
Aroclor 1248	ND		ug/kg	32.2	2.72	A
Aroclor 1254	ND		ug/kg	32.2	2.65	A
Aroclor 1260	ND		ug/kg	32.2	2.46	A
Aroclor 1262	ND		ug/kg	32.2	1.60	A
Aroclor 1268	ND		ug/kg	32.2	4.67	A
PCBs, Total	ND		ug/kg	32.2	1.60	A

Surrogate	%Recovery	Qualifier	Acceptance Criteria	Column
2,4,5,6-Tetrachloro-m-xylene	85		30-150	A
Decachlorobiphenyl	48		30-150	A
2,4,5,6-Tetrachloro-m-xylene	90		30-150	B
Decachlorobiphenyl	63		30-150	B

Lab Control Sample Analysis
Batch Quality Control

Project Name: CPG YONKERS NY
Project Number: Not Specified

Lab Number: L1641295
Report Date: 12/30/16

Parameter	LCS %Recovery	Qual	LCSD %Recovery	Qual	%Recovery Limits	RPD	Qual	RPD Limits	Column
Polychlorinated Biphenyls by GC - Westborough Lab Associated sample(s): 01-02,04-10 Batch: WG965624-2 WG965624-3									
Aroclor 1016	75		72		40-140	4		50	A
Aroclor 1260	48		45		40-140	6		50	A

Surrogate	LCS %Recovery	Qual	LCSD %Recovery	Qual	Acceptance Criteria	Column
2,4,5,6-Tetrachloro-m-xylene	93		84		30-150	A
Decachlorobiphenyl	53		47		30-150	A
2,4,5,6-Tetrachloro-m-xylene	98		89		30-150	B
Decachlorobiphenyl	67		58		30-150	B

PESTICIDES

Project Name: CPG YONKERS NY
Project Number: Not Specified
Lab Number: L1641295
Report Date: 12/30/16

SAMPLE RESULTS

Lab ID:	L1641295-01	Date Collected:	12/19/16 14:40
Client ID:	B-11, S2, 2-4'	Date Received:	12/19/16
Sample Location:	YONKERS, NY	Field Prep:	Not Specified
Matrix:	Soil	Extraction Method:	EPA 3546
Analytical Method:	1,8081B	Extraction Date:	12/24/16 10:29
Analytical Date:	12/27/16 12:21	Cleanup Method:	EPA 3620B
Analyst:	RL	Cleanup Date:	12/26/16
Percent Solids:	88%		

Parameter	Result	Qualifier	Units	RL	MDL	Dilution Factor	Column
Organochlorine Pesticides by GC - Westborough Lab							
Delta-BHC	ND		ug/kg	1.80	0.353	1	A
Lindane	ND		ug/kg	0.751	0.336	1	A
Alpha-BHC	ND		ug/kg	0.751	0.213	1	A
Beta-BHC	ND		ug/kg	1.80	0.683	1	A
Heptachlor	ND		ug/kg	0.901	0.404	1	A
Aldrin	ND		ug/kg	1.80	0.634	1	A
Heptachlor epoxide	ND		ug/kg	3.38	1.01	1	A
Endrin	ND		ug/kg	0.751	0.308	1	A
Endrin aldehyde	ND		ug/kg	2.25	0.788	1	A
Endrin ketone	ND		ug/kg	1.80	0.464	1	A
Dieldrin	ND	PI	ug/kg	1.13	0.563	1	B
4,4'-DDE	16.2		ug/kg	1.80	0.417	1	B
4,4'-DDD	5.50		ug/kg	1.80	0.643	1	B
4,4'-DDT	134		ug/kg	3.38	1.45	1	B
Endosulfan I	ND		ug/kg	1.80	0.426	1	A
Endosulfan II	ND		ug/kg	1.80	0.602	1	A
Endosulfan sulfate	ND		ug/kg	0.751	0.357	1	A
Methoxychlor	ND		ug/kg	3.38	1.05	1	A
Toxaphene	ND		ug/kg	33.8	9.46	1	A
cis-Chlordane	ND		ug/kg	2.25	0.628	1	A
trans-Chlordane	ND		ug/kg	2.25	0.595	1	A
Chlordane	ND		ug/kg	14.6	5.97	1	A

Surrogate	% Recovery	Qualifier	Acceptance Criteria	Column
2,4,5,6-Tetrachloro-m-xylene	90		30-150	B
Decachlorobiphenyl	**202**	Q	30-150	B
2,4,5,6-Tetrachloro-m-xylene	97		30-150	A
Decachlorobiphenyl	**217**	Q	30-150	A

Project Name: CPG YONKERS NY
Project Number: Not Specified
Lab Number: L1641295
Report Date: 12/30/16

SAMPLE RESULTS

Lab ID:	L1641295-02	Date Collected:	12/19/16 15:00
Client ID:	B-5, S1, 0-2'	Date Received:	12/19/16
Sample Location:	YONKERS, NY	Field Prep:	Not Specified
Matrix:	Soil	Extraction Method:	EPA 3546
Analytical Method:	1,8081B	Extraction Date:	12/24/16 10:29
Analytical Date:	12/27/16 12:33	Cleanup Method:	EPA 3620B
Analyst:	RL	Cleanup Date:	12/26/16
Percent Solids:	86%		

Parameter	Result	Qualifier	Units	RL	MDL	Dilution Factor	Column
Organochlorine Pesticides by GC - Westborough Lab							
Delta-BHC	ND		ug/kg	1.85	0.362	1	A
Lindane	ND		ug/kg	0.770	0.344	1	A
Alpha-BHC	ND		ug/kg	0.770	0.219	1	A
Beta-BHC	ND		ug/kg	1.85	0.701	1	A
Heptachlor	ND		ug/kg	0.924	0.414	1	A
Aldrin	ND		ug/kg	1.85	0.651	1	A
Heptachlor epoxide	ND		ug/kg	3.47	1.04	1	A
Endrin	ND		ug/kg	0.770	0.316	1	A
Endrin aldehyde	ND		ug/kg	2.31	0.809	1	A
Endrin ketone	ND		ug/kg	1.85	0.476	1	A
Dieldrin	1.01	J	ug/kg	1.16	0.578	1	A
4,4'-DDE	1.50	J	ug/kg	1.85	0.428	1	B
4,4'-DDD	ND		ug/kg	1.85	0.660	1	A
4,4'-DDT	3.56	P	ug/kg	3.47	1.49	1	B
Endosulfan I	ND		ug/kg	1.85	0.437	1	A
Endosulfan II	ND		ug/kg	1.85	0.618	1	A
Endosulfan sulfate	ND		ug/kg	0.770	0.367	1	A
Methoxychlor	ND		ug/kg	3.47	1.08	1	A
Toxaphene	ND		ug/kg	34.7	9.71	1	A
cis-Chlordane	ND		ug/kg	2.31	0.644	1	A
trans-Chlordane	ND		ug/kg	2.31	0.610	1	A
Chlordane	ND		ug/kg	15.0	6.12	1	A

Surrogate	% Recovery	Qualifier	Acceptance Criteria	Column
2,4,5,6-Tetrachloro-m-xylene	38		30-150	B
Decachlorobiphenyl	33		30-150	B
2,4,5,6-Tetrachloro-m-xylene	36		30-150	A
Decachlorobiphenyl	**27**	Q	30-150	A

Project Name: CPG YONKERS NY
Project Number: Not Specified
Lab Number: L1641295
Report Date: 12/30/16

SAMPLE RESULTS

Lab ID:	L1641295-04	Date Collected:	12/20/16 15:10
Client ID:	B-8, 2-6'	Date Received:	12/20/16
Sample Location:	YONKERS, NY	Field Prep:	Not Specified
Matrix:	Soil	Extraction Method:	EPA 3546
Analytical Method:	1,8081B	Extraction Date:	12/24/16 10:29
Analytical Date:	12/27/16 12:46	Cleanup Method:	EPA 3620B
Analyst:	RL	Cleanup Date:	12/26/16
Percent Solids:	92%		

Parameter	Result	Qualifier	Units	RL	MDL	Dilution Factor	Column
Organochlorine Pesticides by GC - Westborough Lab							
Delta-BHC	ND		ug/kg	1.71	0.335	1	A
Lindane	ND		ug/kg	0.712	0.318	1	A
Alpha-BHC	ND		ug/kg	0.712	0.202	1	A
Beta-BHC	ND		ug/kg	1.71	0.648	1	A
Heptachlor	ND		ug/kg	0.854	0.383	1	A
Aldrin	ND		ug/kg	1.71	0.602	1	A
Heptachlor epoxide	ND		ug/kg	3.20	0.961	1	A
Endrin	ND		ug/kg	0.712	0.292	1	A
Endrin aldehyde	ND		ug/kg	2.14	0.748	1	A
Endrin ketone	ND		ug/kg	1.71	0.440	1	A
Dieldrin	ND		ug/kg	1.07	0.534	1	A
4,4'-DDE	ND		ug/kg	1.71	0.395	1	A
4,4'-DDD	ND		ug/kg	1.71	0.610	1	A
4,4'-DDT	ND		ug/kg	3.20	1.37	1	A
Endosulfan I	ND		ug/kg	1.71	0.404	1	A
Endosulfan II	ND		ug/kg	1.71	0.571	1	A
Endosulfan sulfate	ND		ug/kg	0.712	0.339	1	A
Methoxychlor	ND		ug/kg	3.20	0.997	1	A
Toxaphene	ND		ug/kg	32.0	8.97	1	A
cis-Chlordane	ND		ug/kg	2.14	0.595	1	A
trans-Chlordane	ND		ug/kg	2.14	0.564	1	A
Chlordane	ND		ug/kg	13.9	5.66	1	A

Surrogate	% Recovery	Qualifier	Acceptance Criteria	Column
2,4,5,6-Tetrachloro-m-xylene	99		30-150	B
Decachlorobiphenyl	70		30-150	B
2,4,5,6-Tetrachloro-m-xylene	101		30-150	A
Decachlorobiphenyl	69		30-150	A

Project Name: CPG YONKERS NY
Project Number: Not Specified
Lab Number: L1641295
Report Date: 12/30/16

SAMPLE RESULTS

Lab ID:	L1641295-05	Date Collected:	12/20/16 15:00
Client ID:	B-7, S3, 4-6'	Date Received:	12/20/16
Sample Location:	YONKERS, NY	Field Prep:	Not Specified
Matrix:	Soil	Extraction Method:	EPA 3546
Analytical Method:	1,8081B	Extraction Date:	12/24/16 10:29
Analytical Date:	12/27/16 12:59	Cleanup Method:	EPA 3620B
Analyst:	RL	Cleanup Date:	12/26/16
Percent Solids:	87%		

Parameter	Result	Qualifier	Units	RL	MDL	Dilution Factor	Column
Organochlorine Pesticides by GC - Westborough Lab							
Delta-BHC	ND		ug/kg	1.83	0.359	1	A
Lindane	ND		ug/kg	0.763	0.341	1	A
Alpha-BHC	ND		ug/kg	0.763	0.217	1	A
Beta-BHC	ND		ug/kg	1.83	0.695	1	A
Heptachlor	ND		ug/kg	0.916	0.411	1	A
Aldrin	ND		ug/kg	1.83	0.645	1	A
Heptachlor epoxide	ND		ug/kg	3.44	1.03	1	A
Endrin	ND		ug/kg	0.763	0.313	1	A
Endrin aldehyde	ND		ug/kg	2.29	0.802	1	A
Endrin ketone	ND		ug/kg	1.83	0.472	1	A
Dieldrin	ND		ug/kg	1.14	0.573	1	A
4,4'-DDE	ND		ug/kg	1.83	0.424	1	A
4,4'-DDD	ND		ug/kg	1.83	0.654	1	A
4,4'-DDT	2.66	J	ug/kg	3.44	1.47	1	A
Endosulfan I	ND		ug/kg	1.83	0.433	1	A
Endosulfan II	ND		ug/kg	1.83	0.612	1	A
Endosulfan sulfate	ND		ug/kg	0.763	0.363	1	A
Methoxychlor	ND		ug/kg	3.44	1.07	1	A
Toxaphene	ND		ug/kg	34.4	9.62	1	A
cis-Chlordane	ND		ug/kg	2.29	0.638	1	A
trans-Chlordane	ND		ug/kg	2.29	0.605	1	A
Chlordane	ND		ug/kg	14.9	6.07	1	A

Surrogate	% Recovery	Qualifier	Acceptance Criteria	Column
2,4,5,6-Tetrachloro-m-xylene	96		30-150	B
Decachlorobiphenyl	71		30-150	B
2,4,5,6-Tetrachloro-m-xylene	101		30-150	A
Decachlorobiphenyl	77		30-150	A

Project Name: CPG YONKERS NY
Project Number: Not Specified
Lab Number: L1641295
Report Date: 12/30/16

SAMPLE RESULTS

Lab ID:	L1641295-06	Date Collected:	12/20/16 14:55
Client ID:	B-6, S2, 2-4'	Date Received:	12/20/16
Sample Location:	YONKERS, NY	Field Prep:	Not Specified
Matrix:	Soil	Extraction Method:	EPA 3546
Analytical Method:	1,8081B	Extraction Date:	12/24/16 10:29
Analytical Date:	12/27/16 13:11	Cleanup Method:	EPA 3620B
Analyst:	RL	Cleanup Date:	12/26/16
Percent Solids:	89%		

Parameter	Result	Qualifier	Units	RL	MDL	Dilution Factor	Column
Organochlorine Pesticides by GC - Westborough Lab							
Delta-BHC	ND		ug/kg	1.78	0.348	1	A
Lindane	ND		ug/kg	0.741	0.331	1	A
Alpha-BHC	ND		ug/kg	0.741	0.210	1	A
Beta-BHC	ND		ug/kg	1.78	0.674	1	A
Heptachlor	ND		ug/kg	0.889	0.399	1	A
Aldrin	ND		ug/kg	1.78	0.626	1	A
Heptachlor epoxide	ND		ug/kg	3.33	1.00	1	A
Endrin	ND		ug/kg	0.741	0.304	1	A
Endrin aldehyde	ND		ug/kg	2.22	0.778	1	A
Endrin ketone	ND		ug/kg	1.78	0.458	1	A
Dieldrin	ND		ug/kg	1.11	0.556	1	A
4,4'-DDE	ND		ug/kg	1.78	0.411	1	A
4,4'-DDD	ND		ug/kg	1.78	0.634	1	A
4,4'-DDT	ND		ug/kg	3.33	1.43	1	A
Endosulfan I	ND		ug/kg	1.78	0.420	1	A
Endosulfan II	ND		ug/kg	1.78	0.594	1	A
Endosulfan sulfate	ND		ug/kg	0.741	0.353	1	A
Methoxychlor	ND		ug/kg	3.33	1.04	1	A
Toxaphene	ND		ug/kg	33.3	9.34	1	A
cis-Chlordane	ND		ug/kg	2.22	0.620	1	A
trans-Chlordane	ND		ug/kg	2.22	0.587	1	A
Chlordane	ND		ug/kg	14.4	5.89	1	A

Surrogate	% Recovery	Qualifier	Acceptance Criteria	Column
2,4,5,6-Tetrachloro-m-xylene	98		30-150	B
Decachlorobiphenyl	72		30-150	B
2,4,5,6-Tetrachloro-m-xylene	104		30-150	A
Decachlorobiphenyl	80		30-150	A

Project Name: CPG YONKERS NY
Project Number: Not Specified
Lab Number: L1641295
Report Date: 12/30/16

SAMPLE RESULTS

Lab ID:	L1641295-07	Date Collected:	12/20/16 14:50
Client ID:	B-4, S2, 2-4'	Date Received:	12/20/16
Sample Location:	YONKERS, NY	Field Prep:	Not Specified
Matrix:	Soil	Extraction Method:	EPA 3546
Analytical Method:	1,8081B	Extraction Date:	12/24/16 10:29
Analytical Date:	12/27/16 13:24	Cleanup Method:	EPA 3620B
Analyst:	RL	Cleanup Date:	12/26/16
Percent Solids:	86%		

Parameter	Result	Qualifier	Units	RL	MDL	Dilution Factor	Column
Organochlorine Pesticides by GC - Westborough Lab							
Delta-BHC	ND		ug/kg	1.84	0.361	1	A
Lindane	ND		ug/kg	0.768	0.343	1	A
Alpha-BHC	ND		ug/kg	0.768	0.218	1	A
Beta-BHC	ND		ug/kg	1.84	0.699	1	A
Heptachlor	ND		ug/kg	0.922	0.413	1	A
Aldrin	ND		ug/kg	1.84	0.649	1	A
Heptachlor epoxide	ND		ug/kg	3.46	1.04	1	A
Endrin	ND		ug/kg	0.768	0.315	1	A
Endrin aldehyde	ND		ug/kg	2.30	0.806	1	A
Endrin ketone	ND		ug/kg	1.84	0.475	1	A
Dieldrin	ND		ug/kg	1.15	0.576	1	A
4,4'-DDE	ND		ug/kg	1.84	0.426	1	A
4,4'-DDD	ND		ug/kg	1.84	0.657	1	A
4,4'-DDT	ND		ug/kg	3.46	1.48	1	A
Endosulfan I	ND		ug/kg	1.84	0.435	1	A
Endosulfan II	ND		ug/kg	1.84	0.616	1	A
Endosulfan sulfate	ND		ug/kg	0.768	0.366	1	A
Methoxychlor	ND		ug/kg	3.46	1.08	1	A
Toxaphene	ND		ug/kg	34.6	9.68	1	A
cis-Chlordane	ND		ug/kg	2.30	0.642	1	A
trans-Chlordane	ND		ug/kg	2.30	0.608	1	A
Chlordane	ND		ug/kg	15.0	6.11	1	A

Surrogate	% Recovery	Qualifier	Acceptance Criteria	Column
2,4,5,6-Tetrachloro-m-xylene	90		30-150	B
Decachlorobiphenyl	69		30-150	B
2,4,5,6-Tetrachloro-m-xylene	93		30-150	A
Decachlorobiphenyl	70		30-150	A

Project Name: CPG YONKERS NY
Project Number: Not Specified
Lab Number: L1641295
Report Date: 12/30/16

SAMPLE RESULTS

Lab ID:	L1641295-08	Date Collected:	12/21/16 14:15
Client ID:	B-3, S2, 2-4'	Date Received:	12/21/16
Sample Location:	YONKERS, NY	Field Prep:	Not Specified
Matrix:	Soil	Extraction Method:	EPA 3546
Analytical Method:	1,8081B	Extraction Date:	12/24/16 10:29
Analytical Date:	12/27/16 13:36	Cleanup Method:	EPA 3620B
Analyst:	RL	Cleanup Date:	12/26/16
Percent Solids:	88%		

Parameter	Result	Qualifier	Units	RL	MDL	Dilution Factor	Column
Organochlorine Pesticides by GC - Westborough Lab							
Delta-BHC	ND		ug/kg	1.79	0.350	1	A
Lindane	ND		ug/kg	0.745	0.333	1	A
Alpha-BHC	ND		ug/kg	0.745	0.212	1	A
Beta-BHC	ND		ug/kg	1.79	0.678	1	A
Heptachlor	ND		ug/kg	0.894	0.401	1	A
Aldrin	ND		ug/kg	1.79	0.630	1	A
Heptachlor epoxide	ND		ug/kg	3.35	1.00	1	A
Endrin	ND		ug/kg	0.745	0.306	1	A
Endrin aldehyde	ND		ug/kg	2.24	0.782	1	A
Endrin ketone	ND		ug/kg	1.79	0.460	1	A
Dieldrin	ND		ug/kg	1.12	0.559	1	A
4,4'-DDE	ND		ug/kg	1.79	0.414	1	A
4,4'-DDD	ND		ug/kg	1.79	0.638	1	A
4,4'-DDT	ND		ug/kg	3.35	1.44	1	A
Endosulfan I	ND		ug/kg	1.79	0.422	1	A
Endosulfan II	ND		ug/kg	1.79	0.598	1	A
Endosulfan sulfate	ND		ug/kg	0.745	0.355	1	A
Methoxychlor	ND		ug/kg	3.35	1.04	1	A
Toxaphene	ND		ug/kg	33.5	9.39	1	A
cis-Chlordane	ND		ug/kg	2.24	0.623	1	A
trans-Chlordane	ND		ug/kg	2.24	0.590	1	A
Chlordane	ND		ug/kg	14.5	5.92	1	A

Surrogate	% Recovery	Qualifier	Acceptance Criteria	Column
2,4,5,6-Tetrachloro-m-xylene	74		30-150	B
Decachlorobiphenyl	66		30-150	B
2,4,5,6-Tetrachloro-m-xylene	110		30-150	A
Decachlorobiphenyl	**181**	Q	30-150	A

Project Name: CPG YONKERS NY
Project Number: Not Specified
Lab Number: L1641295
Report Date: 12/30/16

SAMPLE RESULTS

Lab ID:	L1641295-09	Date Collected:	12/21/16 14:25
Client ID:	B-1, S2, 2-4'	Date Received:	12/21/16
Sample Location:	YONKERS, NY	Field Prep:	Not Specified
Matrix:	Soil	Extraction Method:	EPA 3546
Analytical Method:	1,8081B	Extraction Date:	12/24/16 10:29
Analytical Date:	12/27/16 13:49	Cleanup Method:	EPA 3620B
Analyst:	RL	Cleanup Date:	12/26/16
Percent Solids:	88%		

Parameter	Result	Qualifier	Units	RL	MDL	Dilution Factor	Column
Organochlorine Pesticides by GC - Westborough Lab							
Delta-BHC	ND		ug/kg	1.76	0.344	1	A
Lindane	ND		ug/kg	0.733	0.328	1	A
Alpha-BHC	ND		ug/kg	0.733	0.208	1	A
Beta-BHC	ND		ug/kg	1.76	0.667	1	A
Heptachlor	ND		ug/kg	0.879	0.394	1	A
Aldrin	ND		ug/kg	1.76	0.619	1	A
Heptachlor epoxide	ND		ug/kg	3.30	0.989	1	A
Endrin	ND		ug/kg	0.733	0.300	1	A
Endrin aldehyde	ND		ug/kg	2.20	0.769	1	A
Endrin ketone	ND		ug/kg	1.76	0.453	1	A
Dieldrin	ND		ug/kg	1.10	0.550	1	A
4,4'-DDE	ND		ug/kg	1.76	0.407	1	A
4,4'-DDD	ND		ug/kg	1.76	0.627	1	A
4,4'-DDT	ND		ug/kg	3.30	1.41	1	A
Endosulfan I	ND		ug/kg	1.76	0.416	1	A
Endosulfan II	ND		ug/kg	1.76	0.588	1	A
Endosulfan sulfate	ND		ug/kg	0.733	0.349	1	A
Methoxychlor	ND		ug/kg	3.30	1.02	1	A
Toxaphene	ND		ug/kg	33.0	9.23	1	A
cis-Chlordane	ND		ug/kg	2.20	0.613	1	A
trans-Chlordane	ND		ug/kg	2.20	0.580	1	A
Chlordane	ND		ug/kg	14.3	5.82	1	A

Surrogate	% Recovery	Qualifier	Acceptance Criteria	Column
2,4,5,6-Tetrachloro-m-xylene	92		30-150	B
Decachlorobiphenyl	73		30-150	B
2,4,5,6-Tetrachloro-m-xylene	96		30-150	A
Decachlorobiphenyl	79		30-150	A

Project Name: CPG YONKERS NY
Project Number: Not Specified
Lab Number: L1641295
Report Date: 12/30/16

SAMPLE RESULTS

Lab ID:	L1641295-10	Date Collected:	12/21/16 14:35
Client ID:	B-2	Date Received:	12/21/16
Sample Location:	YONKERS, NY	Field Prep:	Not Specified
Matrix:	Soil	Extraction Method:	EPA 3546
Analytical Method:	1,8081B	Extraction Date:	12/24/16 10:29
Analytical Date:	12/27/16 14:02	Cleanup Method:	EPA 3620B
Analyst:	RL	Cleanup Date:	12/26/16
Percent Solids:	89%		

Parameter	Result	Qualifier	Units	RL	MDL	Dilution Factor	Column
Organochlorine Pesticides by GC - Westborough Lab							
Delta-BHC	ND		ug/kg	1.78	0.348	1	A
Lindane	ND		ug/kg	0.741	0.331	1	A
Alpha-BHC	ND		ug/kg	0.741	0.210	1	A
Beta-BHC	ND		ug/kg	1.78	0.674	1	A
Heptachlor	ND		ug/kg	0.889	0.399	1	A
Aldrin	ND		ug/kg	1.78	0.626	1	A
Heptachlor epoxide	ND		ug/kg	3.33	1.00	1	A
Endrin	ND		ug/kg	0.741	0.304	1	A
Endrin aldehyde	ND		ug/kg	2.22	0.778	1	A
Endrin ketone	ND		ug/kg	1.78	0.458	1	A
Dieldrin	ND		ug/kg	1.11	0.556	1	A
4,4'-DDE	ND		ug/kg	1.78	0.411	1	A
4,4'-DDD	ND		ug/kg	1.78	0.634	1	A
4,4'-DDT	ND		ug/kg	3.33	1.43	1	A
Endosulfan I	ND		ug/kg	1.78	0.420	1	A
Endosulfan II	ND		ug/kg	1.78	0.594	1	A
Endosulfan sulfate	ND		ug/kg	0.741	0.353	1	A
Methoxychlor	ND		ug/kg	3.33	1.04	1	A
Toxaphene	ND		ug/kg	33.3	9.34	1	A
cis-Chlordane	ND		ug/kg	2.22	0.619	1	A
trans-Chlordane	ND		ug/kg	2.22	0.587	1	A
Chlordane	ND		ug/kg	14.4	5.89	1	A

Surrogate	% Recovery	Qualifier	Acceptance Criteria	Column
2,4,5,6-Tetrachloro-m-xylene	98		30-150	B
Decachlorobiphenyl	59		30-150	B
2,4,5,6-Tetrachloro-m-xylene	105		30-150	A
Decachlorobiphenyl	61		30-150	A

Project Name: CPG YONKERS NY
Project Number: Not Specified

Lab Number: L1641295
Report Date: 12/30/16

Method Blank Analysis
Batch Quality Control

Analytical Method: 1,8081B
Analytical Date: 12/27/16 11:43
Analyst: RL

Extraction Method: EPA 3546
Extraction Date: 12/24/16 10:29
Cleanup Method: EPA 3620B
Cleanup Date: 12/26/16

Parameter	Result	Qualifier	Units	RL	MDL	Column
Organochlorine Pesticides by GC - Westborough Lab for sample(s): 01-02,04-10 Batch: WG964591-1						
Delta-BHC	ND		ug/kg	1.51	0.296	A
Lindane	ND		ug/kg	0.629	0.281	A
Alpha-BHC	ND		ug/kg	0.629	0.179	A
Beta-BHC	ND		ug/kg	1.51	0.573	A
Heptachlor	ND		ug/kg	0.755	0.338	A
Aldrin	ND		ug/kg	1.51	0.532	A
Heptachlor epoxide	ND		ug/kg	2.83	0.850	A
Endrin	ND		ug/kg	0.629	0.258	A
Endrin aldehyde	ND		ug/kg	1.89	0.661	A
Endrin ketone	ND		ug/kg	1.51	0.389	A
Dieldrin	ND		ug/kg	0.944	0.472	A
4,4'-DDE	ND		ug/kg	1.51	0.349	A
4,4'-DDD	ND		ug/kg	1.51	0.539	A
4,4'-DDT	ND		ug/kg	2.83	1.21	A
Endosulfan I	ND		ug/kg	1.51	0.357	A
Endosulfan II	ND		ug/kg	1.51	0.505	A
Endosulfan sulfate	ND		ug/kg	0.629	0.300	A
Methoxychlor	ND		ug/kg	2.83	0.881	A
Toxaphene	ND		ug/kg	28.3	7.93	A
cis-Chlordane	ND		ug/kg	1.89	0.526	A
trans-Chlordane	ND		ug/kg	1.89	0.498	A
Chlordane	ND		ug/kg	12.3	5.00	A

Project Name: CPG YONKERS NY
Project Number: Not Specified

Lab Number: L1641295
Report Date: 12/30/16

Method Blank Analysis
Batch Quality Control

Analytical Method: 1,8081B
Analytical Date: 12/27/16 11:43
Analyst: RL

Extraction Method: EPA 3546
Extraction Date: 12/24/16 10:29
Cleanup Method: EPA 3620B
Cleanup Date: 12/26/16

Parameter	Result	Qualifier	Units	RL	MDL
Organochlorine Pesticides by GC - Westborough Lab for sample(s): 01-02,04-10 Batch: WG964591-1					

Surrogate	%Recovery	Qualifier	Acceptance Criteria	Column
2,4,5,6-Tetrachloro-m-xylene	103		30-150	B
Decachlorobiphenyl	104		30-150	B
2,4,5,6-Tetrachloro-m-xylene	102		30-150	A
Decachlorobiphenyl	93		30-150	A

Lab Control Sample Analysis
Batch Quality Control

Project Name: CPG YONKERS NY
Project Number: Not Specified

Lab Number: L1641295
Report Date: 12/30/16

Parameter	LCS %Recovery	Qual	LCSD %Recovery	Qual	%Recovery Limits	RPD	Qual	RPD Limits	Column
Organochlorine Pesticides by GC - Westborough Lab Associated sample(s): 01-02,04-10 Batch: WG964591-2 WG964591-3									
Delta-BHC	109		112		30-150	3		30	A
Lindane	112		115		30-150	3		30	A
Alpha-BHC	120		126		30-150	5		30	A
Beta-BHC	123		117		30-150	5		30	A
Heptachlor	123		124		30-150	1		30	A
Aldrin	129		133		30-150	3		30	A
Heptachlor epoxide	121		124		30-150	2		30	A
Endrin	121		124		30-150	2		30	A
Endrin aldehyde	97		101		30-150	4		30	A
Endrin ketone	117		123		30-150	5		30	A
Dieldrin	131		134		30-150	2		30	A
4,4'-DDE	126		127		30-150	1		30	A
4,4'-DDD	124		127		30-150	2		30	A
4,4'-DDT	126		128		30-150	2		30	A
Endosulfan I	126		127		30-150	1		30	A
Endosulfan II	119		122		30-150	2		30	A
Endosulfan sulfate	97		107		30-150	10		30	A
Methoxychlor	126		131		30-150	4		30	A
cis-Chlordane	113		117		30-150	3		30	A
trans-Chlordane	104		110		30-150	6		30	A

Lab Control Sample Analysis
Batch Quality Control

Project Name: CPG YONKERS NY
Project Number: Not Specified

Lab Number: L1641295
Report Date: 12/30/16

Parameter	LCS %Recovery	Qual	LCSD %Recovery	Qual	%Recovery Limits	RPD	Qual	RPD Limits
Organochlorine Pesticides by GC - Westborough Lab Associated sample(s): 01-02,04-10 Batch: WG964591-2 WG964591-3								

Surrogate	LCS %Recovery	Qual	LCSD %Recovery	Qual	Acceptance Criteria	Column
2,4,5,6-Tetrachloro-m-xylene	103		108		30-150	B
Decachlorobiphenyl	101		96		30-150	B
2,4,5,6-Tetrachloro-m-xylene	103		111		30-150	A
Decachlorobiphenyl	110		119		30-150	A

METALS

Project Name: CPG YONKERS NY
Project Number: Not Specified
Lab Number: L1641295
Report Date: 12/30/16

SAMPLE RESULTS

Lab ID: L1641295-01
Client ID: B-11, S2, 2-4'
Sample Location: YONKERS, NY
Matrix: Soil
Percent Solids: 88%

Date Collected: 12/19/16 14:40
Date Received: 12/19/16
Field Prep: Not Specified

Parameter	Result	Qualifier	Units	RL	MDL	Dilution Factor	Date Prepared	Date Analyzed	Prep Method	Analytical Method	Analyst
Total Metals - Mansfield Lab											
Aluminum, Total	6400		mg/kg	8.9	2.4	2	12/20/16 22:25	12/23/16 02:16	EPA 3050B	1,6010C	AB
Antimony, Total	0.98	J	mg/kg	4.4	0.34	2	12/20/16 22:25	12/23/16 02:16	EPA 3050B	1,6010C	AB
Arsenic, Total	6.9		mg/kg	0.89	0.18	2	12/20/16 22:25	12/23/16 02:16	EPA 3050B	1,6010C	AB
Barium, Total	670		mg/kg	0.89	0.15	2	12/20/16 22:25	12/23/16 02:16	EPA 3050B	1,6010C	AB
Beryllium, Total	0.30	J	mg/kg	0.44	0.03	2	12/20/16 22:25	12/23/16 02:16	EPA 3050B	1,6010C	AB
Cadmium, Total	0.73	J	mg/kg	0.89	0.09	2	12/20/16 22:25	12/23/16 02:16	EPA 3050B	1,6010C	AB
Calcium, Total	34000		mg/kg	8.9	3.1	2	12/20/16 22:25	12/23/16 02:16	EPA 3050B	1,6010C	AB
Chromium, Total	76		mg/kg	0.89	0.09	2	12/20/16 22:25	12/23/16 02:16	EPA 3050B	1,6010C	AB
Cobalt, Total	2.7		mg/kg	1.8	0.15	2	12/20/16 22:25	12/23/16 02:16	EPA 3050B	1,6010C	AB
Copper, Total	89		mg/kg	0.89	0.23	2	12/20/16 22:25	12/23/16 02:16	EPA 3050B	1,6010C	AB
Iron, Total	14000		mg/kg	4.4	0.80	2	12/20/16 22:25	12/23/16 02:16	EPA 3050B	1,6010C	AB
Lead, Total	2300		mg/kg	4.4	0.24	2	12/20/16 22:25	12/23/16 02:16	EPA 3050B	1,6010C	AB
Magnesium, Total	8700		mg/kg	8.9	1.4	2	12/20/16 22:25	12/23/16 02:16	EPA 3050B	1,6010C	AB
Manganese, Total	260		mg/kg	0.89	0.14	2	12/20/16 22:25	12/23/16 02:16	EPA 3050B	1,6010C	AB
Mercury, Total	0.68		mg/kg	0.09	0.02	1	12/27/16 18:57	12/28/16 15:19	EPA 7471B	1,7471B	BV
Nickel, Total	5.8		mg/kg	2.2	0.22	2	12/20/16 22:25	12/23/16 02:16	EPA 3050B	1,6010C	AB
Potassium, Total	560		mg/kg	220	13.	2	12/20/16 22:25	12/23/16 02:16	EPA 3050B	1,6010C	AB
Selenium, Total	ND		mg/kg	1.8	0.23	2	12/20/16 22:25	12/23/16 02:16	EPA 3050B	1,6010C	AB
Silver, Total	0.25	J	mg/kg	0.89	0.25	2	12/20/16 22:25	12/23/16 02:16	EPA 3050B	1,6010C	AB
Sodium, Total	230		mg/kg	180	2.8	2	12/20/16 22:25	12/23/16 02:16	EPA 3050B	1,6010C	AB
Thallium, Total	ND		mg/kg	1.8	0.28	2	12/20/16 22:25	12/23/16 02:16	EPA 3050B	1,6010C	AB
Vanadium, Total	28		mg/kg	0.89	0.18	2	12/20/16 22:25	12/23/16 02:16	EPA 3050B	1,6010C	AB
Zinc, Total	480		mg/kg	4.4	0.26	2	12/20/16 22:25	12/23/16 02:16	EPA 3050B	1,6010C	AB

Project Name: CPG YONKERS NY
Project Number: Not Specified
Lab Number: L1641295
Report Date: 12/30/16

SAMPLE RESULTS

Lab ID: L1641295-02
Client ID: B-5, S1, 0-2'
Sample Location: YONKERS, NY
Matrix: Soil
Percent Solids: 86%

Date Collected: 12/19/16 15:00
Date Received: 12/19/16
Field Prep: Not Specified

Parameter	Result	Qualifier	Units	RL	MDL	Dilution Factor	Date Prepared	Date Analyzed	Prep Method	Analytical Method	Analyst
Total Metals - Mansfield Lab											
Aluminum, Total	8100		mg/kg	9.1	2.5	2	12/20/16 22:25	12/27/16 14:24	EPA 3050B	1,6010C	PS
Antimony, Total	0.73	J	mg/kg	4.6	0.35	2	12/20/16 22:25	12/27/16 14:24	EPA 3050B	1,6010C	PS
Arsenic, Total	2.4		mg/kg	0.91	0.19	2	12/20/16 22:25	12/27/16 14:24	EPA 3050B	1,6010C	PS
Barium, Total	60		mg/kg	0.91	0.16	2	12/20/16 22:25	12/27/16 14:24	EPA 3050B	1,6010C	PS
Beryllium, Total	0.31	J	mg/kg	0.46	0.03	2	12/20/16 22:25	12/27/16 14:24	EPA 3050B	1,6010C	PS
Cadmium, Total	0.49	J	mg/kg	0.91	0.09	2	12/20/16 22:25	12/27/16 14:24	EPA 3050B	1,6010C	PS
Calcium, Total	1300		mg/kg	9.1	3.2	2	12/20/16 22:25	12/27/16 14:24	EPA 3050B	1,6010C	PS
Chromium, Total	20		mg/kg	0.91	0.09	2	12/20/16 22:25	12/27/16 14:24	EPA 3050B	1,6010C	PS
Cobalt, Total	5.4		mg/kg	1.8	0.15	2	12/20/16 22:25	12/27/16 14:24	EPA 3050B	1,6010C	PS
Copper, Total	38		mg/kg	0.91	0.24	2	12/20/16 22:25	12/27/16 14:24	EPA 3050B	1,6010C	PS
Iron, Total	13000		mg/kg	4.6	0.82	2	12/20/16 22:25	12/27/16 14:24	EPA 3050B	1,6010C	PS
Lead, Total	90		mg/kg	4.6	0.24	2	12/20/16 22:25	12/27/16 14:24	EPA 3050B	1,6010C	PS
Magnesium, Total	1800		mg/kg	9.1	1.4	2	12/20/16 22:25	12/27/16 14:24	EPA 3050B	1,6010C	PS
Manganese, Total	250		mg/kg	0.91	0.14	2	12/20/16 22:25	12/27/16 14:24	EPA 3050B	1,6010C	PS
Mercury, Total	0.25		mg/kg	0.08	0.02	1	12/27/16 18:57	12/28/16 15:22	EPA 7471B	1,7471B	BV
Nickel, Total	12		mg/kg	2.3	0.22	2	12/20/16 22:25	12/27/16 14:24	EPA 3050B	1,6010C	PS
Potassium, Total	450		mg/kg	230	13.	2	12/20/16 22:25	12/27/16 14:24	EPA 3050B	1,6010C	PS
Selenium, Total	ND		mg/kg	1.8	0.24	2	12/20/16 22:25	12/27/16 14:24	EPA 3050B	1,6010C	PS
Silver, Total	ND		mg/kg	0.91	0.26	2	12/20/16 22:25	12/27/16 14:24	EPA 3050B	1,6010C	PS
Sodium, Total	75	J	mg/kg	180	2.9	2	12/20/16 22:25	12/27/16 14:24	EPA 3050B	1,6010C	PS
Thallium, Total	ND		mg/kg	1.8	0.29	2	12/20/16 22:25	12/27/16 14:24	EPA 3050B	1,6010C	PS
Vanadium, Total	23		mg/kg	0.91	0.18	2	12/20/16 22:25	12/27/16 14:24	EPA 3050B	1,6010C	PS
Zinc, Total	65		mg/kg	4.6	0.27	2	12/20/16 22:25	12/27/16 14:24	EPA 3050B	1,6010C	PS

Project Name: CPG YONKERS NY
Project Number: Not Specified
Lab Number: L1641295
Report Date: 12/30/16

SAMPLE RESULTS

Lab ID: L1641295-04
Client ID: B-8, 2-6'
Sample Location: YONKERS, NY
Matrix: Soil
Percent Solids: 92%

Date Collected: 12/20/16 15:10
Date Received: 12/20/16
Field Prep: Not Specified

Parameter	Result	Qualifier	Units	RL	MDL	Dilution Factor	Date Prepared	Date Analyzed	Prep Method	Analytical Method	Analyst
Total Metals - Mansfield Lab											
Aluminum, Total	5600		mg/kg	8.6	2.3	2	12/21/16 19:33	12/22/16 03:13	EPA 3050B	1,6010C	AB
Antimony, Total	ND		mg/kg	4.3	0.32	2	12/21/16 19:33	12/22/16 03:13	EPA 3050B	1,6010C	AB
Arsenic, Total	4.9		mg/kg	0.86	0.18	2	12/21/16 19:33	12/22/16 03:13	EPA 3050B	1,6010C	AB
Barium, Total	89		mg/kg	0.86	0.15	2	12/21/16 19:33	12/22/16 03:13	EPA 3050B	1,6010C	AB
Beryllium, Total	0.15	J	mg/kg	0.43	0.03	2	12/21/16 19:33	12/22/16 03:13	EPA 3050B	1,6010C	AB
Cadmium, Total	4.2		mg/kg	0.86	0.08	2	12/21/16 19:33	12/22/16 03:13	EPA 3050B	1,6010C	AB
Calcium, Total	4300		mg/kg	8.6	3.0	2	12/21/16 19:33	12/22/16 03:13	EPA 3050B	1,6010C	AB
Chromium, Total	15		mg/kg	0.86	0.08	2	12/21/16 19:33	12/22/16 03:13	EPA 3050B	1,6010C	AB
Cobalt, Total	4.1		mg/kg	1.7	0.14	2	12/21/16 19:33	12/22/16 03:13	EPA 3050B	1,6010C	AB
Copper, Total	13		mg/kg	0.86	0.22	2	12/21/16 19:33	12/22/16 03:13	EPA 3050B	1,6010C	AB
Iron, Total	9600		mg/kg	4.3	0.77	2	12/21/16 19:33	12/22/16 03:13	EPA 3050B	1,6010C	AB
Lead, Total	340		mg/kg	4.3	0.23	2	12/21/16 19:33	12/22/16 03:13	EPA 3050B	1,6010C	AB
Magnesium, Total	2800		mg/kg	8.6	1.3	2	12/21/16 19:33	12/22/16 03:13	EPA 3050B	1,6010C	AB
Manganese, Total	190		mg/kg	0.86	0.14	2	12/21/16 19:33	12/22/16 03:13	EPA 3050B	1,6010C	AB
Mercury, Total	0.10		mg/kg	0.08	0.02	1	12/27/16 18:57	12/28/16 15:25	EPA 7471B	1,7471B	BV
Nickel, Total	9.3		mg/kg	2.1	0.21	2	12/21/16 19:33	12/22/16 03:13	EPA 3050B	1,6010C	AB
Potassium, Total	360		mg/kg	210	12.	2	12/21/16 19:33	12/22/16 03:13	EPA 3050B	1,6010C	AB
Selenium, Total	0.63	J	mg/kg	1.7	0.22	2	12/21/16 19:33	12/22/16 03:13	EPA 3050B	1,6010C	AB
Silver, Total	ND		mg/kg	0.86	0.24	2	12/21/16 19:33	12/22/16 03:13	EPA 3050B	1,6010C	AB
Sodium, Total	170		mg/kg	170	2.7	2	12/21/16 19:33	12/22/16 03:13	EPA 3050B	1,6010C	AB
Thallium, Total	ND		mg/kg	1.7	0.27	2	12/21/16 19:33	12/22/16 03:13	EPA 3050B	1,6010C	AB
Vanadium, Total	19		mg/kg	0.86	0.17	2	12/21/16 19:33	12/22/16 03:13	EPA 3050B	1,6010C	AB
Zinc, Total	1800		mg/kg	4.3	0.25	2	12/21/16 19:33	12/22/16 03:13	EPA 3050B	1,6010C	AB

Project Name: CPG YONKERS NY
Project Number: Not Specified
Lab Number: L1641295
Report Date: 12/30/16

SAMPLE RESULTS

Lab ID: L1641295-05
Client ID: B-7, S3, 4-6'
Sample Location: YONKERS, NY
Matrix: Soil
Percent Solids: 87%

Date Collected: 12/20/16 15:00
Date Received: 12/20/16
Field Prep: Not Specified

Parameter	Result	Qualifier	Units	RL	MDL	Dilution Factor	Date Prepared	Date Analyzed	Prep Method	Analytical Method	Analyst
Total Metals - Mansfield Lab											
Aluminum, Total	8000		mg/kg	9.0	2.4	2	12/21/16 19:33	12/22/16 03:17	EPA 3050B	1,6010C	AB
Antimony, Total	ND		mg/kg	4.5	0.34	2	12/21/16 19:33	12/22/16 03:17	EPA 3050B	1,6010C	AB
Arsenic, Total	4.8		mg/kg	0.90	0.19	2	12/21/16 19:33	12/22/16 03:17	EPA 3050B	1,6010C	AB
Barium, Total	150		mg/kg	0.90	0.16	2	12/21/16 19:33	12/22/16 03:17	EPA 3050B	1,6010C	AB
Beryllium, Total	0.29	J	mg/kg	0.45	0.03	2	12/21/16 19:33	12/22/16 03:17	EPA 3050B	1,6010C	AB
Cadmium, Total	0.10	J	mg/kg	0.90	0.09	2	12/21/16 19:33	12/22/16 03:17	EPA 3050B	1,6010C	AB
Calcium, Total	12000		mg/kg	9.0	3.2	2	12/21/16 19:33	12/22/16 03:17	EPA 3050B	1,6010C	AB
Chromium, Total	25		mg/kg	0.90	0.09	2	12/21/16 19:33	12/22/16 03:17	EPA 3050B	1,6010C	AB
Cobalt, Total	5.5		mg/kg	1.8	0.15	2	12/21/16 19:33	12/22/16 03:17	EPA 3050B	1,6010C	AB
Copper, Total	120		mg/kg	0.90	0.23	2	12/21/16 19:33	12/22/16 03:17	EPA 3050B	1,6010C	AB
Iron, Total	13000		mg/kg	4.5	0.82	2	12/21/16 19:33	12/22/16 03:17	EPA 3050B	1,6010C	AB
Lead, Total	310		mg/kg	4.5	0.24	2	12/21/16 19:33	12/22/16 03:17	EPA 3050B	1,6010C	AB
Magnesium, Total	2600		mg/kg	9.0	1.4	2	12/21/16 19:33	12/22/16 03:17	EPA 3050B	1,6010C	AB
Manganese, Total	280		mg/kg	0.90	0.14	2	12/21/16 19:33	12/22/16 03:17	EPA 3050B	1,6010C	AB
Mercury, Total	0.25		mg/kg	0.09	0.02	1	12/27/16 18:57	12/28/16 15:27	EPA 7471B	1,7471B	BV
Nickel, Total	16		mg/kg	2.3	0.22	2	12/21/16 19:33	12/22/16 03:17	EPA 3050B	1,6010C	AB
Potassium, Total	480		mg/kg	230	13.	2	12/21/16 19:33	12/22/16 03:17	EPA 3050B	1,6010C	AB
Selenium, Total	ND		mg/kg	1.8	0.23	2	12/21/16 19:33	12/22/16 03:17	EPA 3050B	1,6010C	AB
Silver, Total	ND		mg/kg	0.90	0.26	2	12/21/16 19:33	12/22/16 03:17	EPA 3050B	1,6010C	AB
Sodium, Total	160	J	mg/kg	180	2.8	2	12/21/16 19:33	12/22/16 03:17	EPA 3050B	1,6010C	AB
Thallium, Total	ND		mg/kg	1.8	0.28	2	12/21/16 19:33	12/22/16 03:17	EPA 3050B	1,6010C	AB
Vanadium, Total	24		mg/kg	0.90	0.18	2	12/21/16 19:33	12/22/16 03:17	EPA 3050B	1,6010C	AB
Zinc, Total	190		mg/kg	4.5	0.26	2	12/21/16 19:33	12/22/16 03:17	EPA 3050B	1,6010C	AB

Project Name: CPG YONKERS NY
Project Number: Not Specified
Lab Number: L1641295
Report Date: 12/30/16

SAMPLE RESULTS

Lab ID: L1641295-06
Client ID: B-6, S2, 2-4'
Sample Location: YONKERS, NY
Matrix: Soil
Percent Solids: 89%

Date Collected: 12/20/16 14:55
Date Received: 12/20/16
Field Prep: Not Specified

Parameter	Result	Qualifier	Units	RL	MDL	Dilution Factor	Date Prepared	Date Analyzed	Prep Method	Analytical Method	Analyst
Total Metals - Mansfield Lab											
Aluminum, Total	6800		mg/kg	8.8	2.4	2	12/21/16 19:33	12/22/16 03:22	EPA 3050B	1,6010C	AB
Antimony, Total	ND		mg/kg	4.4	0.33	2	12/21/16 19:33	12/22/16 03:22	EPA 3050B	1,6010C	AB
Arsenic, Total	6.3		mg/kg	0.88	0.18	2	12/21/16 19:33	12/22/16 03:22	EPA 3050B	1,6010C	AB
Barium, Total	75		mg/kg	0.88	0.15	2	12/21/16 19:33	12/22/16 03:22	EPA 3050B	1,6010C	AB
Beryllium, Total	0.29	J	mg/kg	0.44	0.03	2	12/21/16 19:33	12/22/16 03:22	EPA 3050B	1,6010C	AB
Cadmium, Total	ND		mg/kg	0.88	0.09	2	12/21/16 19:33	12/22/16 03:22	EPA 3050B	1,6010C	AB
Calcium, Total	2600		mg/kg	8.8	3.1	2	12/21/16 19:33	12/22/16 03:22	EPA 3050B	1,6010C	AB
Chromium, Total	22		mg/kg	0.88	0.08	2	12/21/16 19:33	12/22/16 03:22	EPA 3050B	1,6010C	AB
Cobalt, Total	5.8		mg/kg	1.8	0.15	2	12/21/16 19:33	12/22/16 03:22	EPA 3050B	1,6010C	AB
Copper, Total	21		mg/kg	0.88	0.23	2	12/21/16 19:33	12/22/16 03:22	EPA 3050B	1,6010C	AB
Iron, Total	13000		mg/kg	4.4	0.79	2	12/21/16 19:33	12/22/16 03:22	EPA 3050B	1,6010C	AB
Lead, Total	160		mg/kg	4.4	0.24	2	12/21/16 19:33	12/22/16 03:22	EPA 3050B	1,6010C	AB
Magnesium, Total	2000		mg/kg	8.8	1.4	2	12/21/16 19:33	12/22/16 03:22	EPA 3050B	1,6010C	AB
Manganese, Total	220		mg/kg	0.88	0.14	2	12/21/16 19:33	12/22/16 03:22	EPA 3050B	1,6010C	AB
Mercury, Total	0.23		mg/kg	0.09	0.02	1	12/27/16 18:57	12/28/16 15:30	EPA 7471B	1,7471B	BV
Nickel, Total	14		mg/kg	2.2	0.21	2	12/21/16 19:33	12/22/16 03:22	EPA 3050B	1,6010C	AB
Potassium, Total	490		mg/kg	220	13.	2	12/21/16 19:33	12/22/16 03:22	EPA 3050B	1,6010C	AB
Selenium, Total	ND		mg/kg	1.8	0.23	2	12/21/16 19:33	12/22/16 03:22	EPA 3050B	1,6010C	AB
Silver, Total	ND		mg/kg	0.88	0.25	2	12/21/16 19:33	12/22/16 03:22	EPA 3050B	1,6010C	AB
Sodium, Total	430		mg/kg	180	2.8	2	12/21/16 19:33	12/22/16 03:22	EPA 3050B	1,6010C	AB
Thallium, Total	ND		mg/kg	1.8	0.28	2	12/21/16 19:33	12/22/16 03:22	EPA 3050B	1,6010C	AB
Vanadium, Total	21		mg/kg	0.88	0.18	2	12/21/16 19:33	12/22/16 03:22	EPA 3050B	1,6010C	AB
Zinc, Total	110		mg/kg	4.4	0.26	2	12/21/16 19:33	12/22/16 03:22	EPA 3050B	1,6010C	AB

Project Name: CPG YONKERS NY
Project Number: Not Specified
Lab Number: L1641295
Report Date: 12/30/16

SAMPLE RESULTS

Lab ID: L1641295-07
Client ID: B-4, S2, 2-4'
Sample Location: YONKERS, NY
Matrix: Soil
Percent Solids: 86%

Date Collected: 12/20/16 14:50
Date Received: 12/20/16
Field Prep: Not Specified

Parameter	Result	Qualifier	Units	RL	MDL	Dilution Factor	Date Prepared	Date Analyzed	Prep Method	Analytical Method	Analyst
Total Metals - Mansfield Lab											
Aluminum, Total	9800		mg/kg	9.0	2.4	2	12/21/16 19:33	12/22/16 03:26	EPA 3050B	1,6010C	AB
Antimony, Total	ND		mg/kg	4.5	0.34	2	12/21/16 19:33	12/22/16 03:26	EPA 3050B	1,6010C	AB
Arsenic, Total	4.2		mg/kg	0.90	0.19	2	12/21/16 19:33	12/22/16 03:26	EPA 3050B	1,6010C	AB
Barium, Total	45		mg/kg	0.90	0.16	2	12/21/16 19:33	12/22/16 03:26	EPA 3050B	1,6010C	AB
Beryllium, Total	0.32	J	mg/kg	0.45	0.03	2	12/21/16 19:33	12/22/16 03:26	EPA 3050B	1,6010C	AB
Cadmium, Total	ND		mg/kg	0.90	0.09	2	12/21/16 19:33	12/22/16 03:26	EPA 3050B	1,6010C	AB
Calcium, Total	1900		mg/kg	9.0	3.2	2	12/21/16 19:33	12/22/16 03:26	EPA 3050B	1,6010C	AB
Chromium, Total	31		mg/kg	0.90	0.09	2	12/21/16 19:33	12/22/16 03:26	EPA 3050B	1,6010C	AB
Cobalt, Total	7.5		mg/kg	1.8	0.15	2	12/21/16 19:33	12/22/16 03:26	EPA 3050B	1,6010C	AB
Copper, Total	26		mg/kg	0.90	0.23	2	12/21/16 19:33	12/22/16 03:26	EPA 3050B	1,6010C	AB
Iron, Total	15000		mg/kg	4.5	0.81	2	12/21/16 19:33	12/22/16 03:26	EPA 3050B	1,6010C	AB
Lead, Total	150		mg/kg	4.5	0.24	2	12/21/16 19:33	12/22/16 03:26	EPA 3050B	1,6010C	AB
Magnesium, Total	2800		mg/kg	9.0	1.4	2	12/21/16 19:33	12/22/16 03:26	EPA 3050B	1,6010C	AB
Manganese, Total	230		mg/kg	0.90	0.14	2	12/21/16 19:33	12/22/16 03:26	EPA 3050B	1,6010C	AB
Mercury, Total	0.14		mg/kg	0.09	0.02	1	12/27/16 18:57	12/28/16 15:40	EPA 7471B	1,7471B	BV
Nickel, Total	17		mg/kg	2.2	0.22	2	12/21/16 19:33	12/22/16 03:26	EPA 3050B	1,6010C	AB
Potassium, Total	590		mg/kg	220	13.	2	12/21/16 19:33	12/22/16 03:26	EPA 3050B	1,6010C	AB
Selenium, Total	0.23	J	mg/kg	1.8	0.23	2	12/21/16 19:33	12/22/16 03:26	EPA 3050B	1,6010C	AB
Silver, Total	ND		mg/kg	0.90	0.25	2	12/21/16 19:33	12/22/16 03:26	EPA 3050B	1,6010C	AB
Sodium, Total	120	J	mg/kg	180	2.8	2	12/21/16 19:33	12/22/16 03:26	EPA 3050B	1,6010C	AB
Thallium, Total	ND		mg/kg	1.8	0.28	2	12/21/16 19:33	12/22/16 03:26	EPA 3050B	1,6010C	AB
Vanadium, Total	30		mg/kg	0.90	0.18	2	12/21/16 19:33	12/22/16 03:26	EPA 3050B	1,6010C	AB
Zinc, Total	43		mg/kg	4.5	0.26	2	12/21/16 19:33	12/22/16 03:26	EPA 3050B	1,6010C	AB

Project Name: CPG YONKERS NY
Project Number: Not Specified
Lab Number: L1641295
Report Date: 12/30/16

SAMPLE RESULTS

Lab ID: L1641295-08
Client ID: B-3, S2, 2-4'
Sample Location: YONKERS, NY
Matrix: Soil
Percent Solids: 88%

Date Collected: 12/21/16 14:15
Date Received: 12/21/16
Field Prep: Not Specified

Parameter	Result	Qualifier	Units	RL	MDL	Dilution Factor	Date Prepared	Date Analyzed	Prep Method	Analytical Method	Analyst
Total Metals - Mansfield Lab											
Aluminum, Total	6200		mg/kg	8.7	2.4	2	12/22/16 19:00	12/27/16 10:26	EPA 3050B	1,6010C	PS
Antimony, Total	5.5		mg/kg	4.4	0.33	2	12/22/16 19:00	12/27/16 10:26	EPA 3050B	1,6010C	PS
Arsenic, Total	11		mg/kg	0.87	0.18	2	12/22/16 19:00	12/27/16 10:26	EPA 3050B	1,6010C	PS
Barium, Total	190		mg/kg	0.87	0.15	2	12/22/16 19:00	12/27/16 10:26	EPA 3050B	1,6010C	PS
Beryllium, Total	0.15	J	mg/kg	0.44	0.03	2	12/22/16 19:00	12/27/16 10:26	EPA 3050B	1,6010C	PS
Cadmium, Total	0.44	J	mg/kg	0.87	0.09	2	12/22/16 19:00	12/27/16 10:26	EPA 3050B	1,6010C	PS
Calcium, Total	9200		mg/kg	8.7	3.0	2	12/22/16 19:00	12/27/16 10:26	EPA 3050B	1,6010C	PS
Chromium, Total	19		mg/kg	0.87	0.08	2	12/22/16 19:00	12/27/16 10:26	EPA 3050B	1,6010C	PS
Cobalt, Total	5.8		mg/kg	1.7	0.14	2	12/22/16 19:00	12/27/16 10:26	EPA 3050B	1,6010C	PS
Copper, Total	37		mg/kg	0.87	0.22	2	12/22/16 19:00	12/27/16 10:26	EPA 3050B	1,6010C	PS
Iron, Total	36000		mg/kg	4.4	0.79	2	12/22/16 19:00	12/27/16 10:26	EPA 3050B	1,6010C	PS
Lead, Total	960		mg/kg	4.4	0.23	2	12/22/16 19:00	12/27/16 10:26	EPA 3050B	1,6010C	PS
Magnesium, Total	2100		mg/kg	8.7	1.3	2	12/22/16 19:00	12/27/16 10:26	EPA 3050B	1,6010C	PS
Manganese, Total	330		mg/kg	0.87	0.14	2	12/22/16 19:00	12/27/16 10:26	EPA 3050B	1,6010C	PS
Mercury, Total	0.69		mg/kg	0.08	0.02	1	12/27/16 18:57	12/28/16 15:42	EPA 7471B	1,7471B	BV
Nickel, Total	12		mg/kg	2.2	0.21	2	12/22/16 19:00	12/27/16 10:26	EPA 3050B	1,6010C	PS
Potassium, Total	390		mg/kg	220	12.	2	12/22/16 19:00	12/27/16 10:26	EPA 3050B	1,6010C	PS
Selenium, Total	ND		mg/kg	1.7	0.22	2	12/22/16 19:00	12/27/16 10:26	EPA 3050B	1,6010C	PS
Silver, Total	ND		mg/kg	0.87	0.25	2	12/22/16 19:00	12/27/16 10:26	EPA 3050B	1,6010C	PS
Sodium, Total	160	J	mg/kg	170	2.8	2	12/22/16 19:00	12/27/16 10:26	EPA 3050B	1,6010C	PS
Thallium, Total	ND		mg/kg	1.7	0.28	2	12/22/16 19:00	12/27/16 10:26	EPA 3050B	1,6010C	PS
Vanadium, Total	19		mg/kg	0.87	0.18	2	12/22/16 19:00	12/27/16 10:26	EPA 3050B	1,6010C	PS
Zinc, Total	360		mg/kg	4.4	0.26	2	12/22/16 19:00	12/27/16 10:26	EPA 3050B	1,6010C	PS

Project Name: CPG YONKERS NY
Project Number: Not Specified
Lab Number: L1641295
Report Date: 12/30/16

SAMPLE RESULTS

Lab ID: L1641295-09
Client ID: B-1, S2, 2-4'
Sample Location: YONKERS, NY
Matrix: Soil
Percent Solids: 88%

Date Collected: 12/21/16 14:25
Date Received: 12/21/16
Field Prep: Not Specified

Parameter	Result	Qualifier	Units	RL	MDL	Dilution Factor	Date Prepared	Date Analyzed	Prep Method	Analytical Method	Analyst
Total Metals - Mansfield Lab											
Aluminum, Total	10000		mg/kg	8.8	2.4	2	12/22/16 19:00	12/27/16 10:30	EPA 3050B	1,6010C	PS
Antimony, Total	ND		mg/kg	4.4	0.33	2	12/22/16 19:00	12/27/16 10:30	EPA 3050B	1,6010C	PS
Arsenic, Total	2.2		mg/kg	0.88	0.18	2	12/22/16 19:00	12/27/16 10:30	EPA 3050B	1,6010C	PS
Barium, Total	71		mg/kg	0.88	0.15	2	12/22/16 19:00	12/27/16 10:30	EPA 3050B	1,6010C	PS
Beryllium, Total	0.12	J	mg/kg	0.44	0.03	2	12/22/16 19:00	12/27/16 10:30	EPA 3050B	1,6010C	PS
Cadmium, Total	ND		mg/kg	0.88	0.09	2	12/22/16 19:00	12/27/16 10:30	EPA 3050B	1,6010C	PS
Calcium, Total	2300		mg/kg	8.8	3.1	2	12/22/16 19:00	12/27/16 10:30	EPA 3050B	1,6010C	PS
Chromium, Total	28		mg/kg	0.88	0.08	2	12/22/16 19:00	12/27/16 10:30	EPA 3050B	1,6010C	PS
Cobalt, Total	6.8		mg/kg	1.8	0.14	2	12/22/16 19:00	12/27/16 10:30	EPA 3050B	1,6010C	PS
Copper, Total	22		mg/kg	0.88	0.22	2	12/22/16 19:00	12/27/16 10:30	EPA 3050B	1,6010C	PS
Iron, Total	14000		mg/kg	4.4	0.79	2	12/22/16 19:00	12/27/16 10:30	EPA 3050B	1,6010C	PS
Lead, Total	61		mg/kg	4.4	0.23	2	12/22/16 19:00	12/27/16 10:30	EPA 3050B	1,6010C	PS
Magnesium, Total	3600		mg/kg	8.8	1.3	2	12/22/16 19:00	12/27/16 10:30	EPA 3050B	1,6010C	PS
Manganese, Total	120		mg/kg	0.88	0.14	2	12/22/16 19:00	12/27/16 10:30	EPA 3050B	1,6010C	PS
Mercury, Total	0.49		mg/kg	0.08	0.02	1	12/27/16 18:57	12/28/16 15:45	EPA 7471B	1,7471B	BV
Nickel, Total	13		mg/kg	2.2	0.21	2	12/22/16 19:00	12/27/16 10:30	EPA 3050B	1,6010C	PS
Potassium, Total	1700		mg/kg	220	13.	2	12/22/16 19:00	12/27/16 10:30	EPA 3050B	1,6010C	PS
Selenium, Total	ND		mg/kg	1.8	0.22	2	12/22/16 19:00	12/27/16 10:30	EPA 3050B	1,6010C	PS
Silver, Total	ND		mg/kg	0.88	0.25	2	12/22/16 19:00	12/27/16 10:30	EPA 3050B	1,6010C	PS
Sodium, Total	520		mg/kg	180	2.8	2	12/22/16 19:00	12/27/16 10:30	EPA 3050B	1,6010C	PS
Thallium, Total	ND		mg/kg	1.8	0.28	2	12/22/16 19:00	12/27/16 10:30	EPA 3050B	1,6010C	PS
Vanadium, Total	30		mg/kg	0.88	0.18	2	12/22/16 19:00	12/27/16 10:30	EPA 3050B	1,6010C	PS
Zinc, Total	45		mg/kg	4.4	0.26	2	12/22/16 19:00	12/27/16 10:30	EPA 3050B	1,6010C	PS

Project Name: CPG YONKERS NY
Project Number: Not Specified
Lab Number: L1641295
Report Date: 12/30/16

SAMPLE RESULTS

Lab ID: L1641295-10
Client ID: B-2
Sample Location: YONKERS, NY
Matrix: Soil
Percent Solids: 89%

Date Collected: 12/21/16 14:35
Date Received: 12/21/16
Field Prep: Not Specified

Parameter	Result	Qualifier	Units	RL	MDL	Dilution Factor	Date Prepared	Date Analyzed	Prep Method	Analytical Method	Analyst
Total Metals - Mansfield Lab											
Aluminum, Total	7400		mg/kg	8.9	2.4	2	12/22/16 19:00	12/27/16 10:34	EPA 3050B	1,6010C	PS
Antimony, Total	ND		mg/kg	4.4	0.34	2	12/22/16 19:00	12/27/16 10:34	EPA 3050B	1,6010C	PS
Arsenic, Total	2.4		mg/kg	0.89	0.18	2	12/22/16 19:00	12/27/16 10:34	EPA 3050B	1,6010C	PS
Barium, Total	47		mg/kg	0.89	0.15	2	12/22/16 19:00	12/27/16 10:34	EPA 3050B	1,6010C	PS
Beryllium, Total	0.10	J	mg/kg	0.44	0.03	2	12/22/16 19:00	12/27/16 10:34	EPA 3050B	1,6010C	PS
Cadmium, Total	ND		mg/kg	0.89	0.09	2	12/22/16 19:00	12/27/16 10:34	EPA 3050B	1,6010C	PS
Calcium, Total	3800		mg/kg	8.9	3.1	2	12/22/16 19:00	12/27/16 10:34	EPA 3050B	1,6010C	PS
Chromium, Total	24		mg/kg	0.89	0.09	2	12/22/16 19:00	12/27/16 10:34	EPA 3050B	1,6010C	PS
Cobalt, Total	6.6		mg/kg	1.8	0.15	2	12/22/16 19:00	12/27/16 10:34	EPA 3050B	1,6010C	PS
Copper, Total	29		mg/kg	0.89	0.23	2	12/22/16 19:00	12/27/16 10:34	EPA 3050B	1,6010C	PS
Iron, Total	12000		mg/kg	4.4	0.80	2	12/22/16 19:00	12/27/16 10:34	EPA 3050B	1,6010C	PS
Lead, Total	47		mg/kg	4.4	0.24	2	12/22/16 19:00	12/27/16 10:34	EPA 3050B	1,6010C	PS
Magnesium, Total	3500		mg/kg	8.9	1.4	2	12/22/16 19:00	12/27/16 10:34	EPA 3050B	1,6010C	PS
Manganese, Total	360		mg/kg	0.89	0.14	2	12/22/16 19:00	12/27/16 10:34	EPA 3050B	1,6010C	PS
Mercury, Total	0.24		mg/kg	0.07	0.02	1	12/27/16 18:57	12/28/16 15:48	EPA 7471B	1,7471B	BV
Nickel, Total	14		mg/kg	2.2	0.22	2	12/22/16 19:00	12/27/16 10:34	EPA 3050B	1,6010C	PS
Potassium, Total	630		mg/kg	220	13.	2	12/22/16 19:00	12/27/16 10:34	EPA 3050B	1,6010C	PS
Selenium, Total	ND		mg/kg	1.8	0.23	2	12/22/16 19:00	12/27/16 10:34	EPA 3050B	1,6010C	PS
Silver, Total	ND		mg/kg	0.89	0.25	2	12/22/16 19:00	12/27/16 10:34	EPA 3050B	1,6010C	PS
Sodium, Total	460		mg/kg	180	2.8	2	12/22/16 19:00	12/27/16 10:34	EPA 3050B	1,6010C	PS
Thallium, Total	ND		mg/kg	1.8	0.28	2	12/22/16 19:00	12/27/16 10:34	EPA 3050B	1,6010C	PS
Vanadium, Total	25		mg/kg	0.89	0.18	2	12/22/16 19:00	12/27/16 10:34	EPA 3050B	1,6010C	PS
Zinc, Total	49		mg/kg	4.4	0.26	2	12/22/16 19:00	12/27/16 10:34	EPA 3050B	1,6010C	PS

Project Name: CPG YONKERS NY **Lab Number:** L1641295

Project Number: Not Specified **Report Date:** 12/30/16

Method Blank Analysis
Batch Quality Control

Parameter	Result	Qualifier	Units	RL	MDL	Dilution Factor	Date Prepared	Date Analyzed	Analytical Method	Analyst
Total Metals - Mansfield Lab for sample(s): 01-02 Batch: WG963178-1										
Aluminum, Total	ND		mg/kg	4.0	1.1	1	12/20/16 22:25	12/22/16 23:18	1,6010C	AB
Antimony, Total	ND		mg/kg	2.0	0.15	1	12/20/16 22:25	12/22/16 23:18	1,6010C	AB
Arsenic, Total	ND		mg/kg	0.40	0.08	1	12/20/16 22:25	12/22/16 23:18	1,6010C	AB
Barium, Total	ND		mg/kg	0.40	0.07	1	12/20/16 22:25	12/22/16 23:18	1,6010C	AB
Beryllium, Total	ND		mg/kg	0.20	0.01	1	12/20/16 22:25	12/22/16 23:18	1,6010C	AB
Cadmium, Total	ND		mg/kg	0.40	0.04	1	12/20/16 22:25	12/22/16 23:18	1,6010C	AB
Calcium, Total	ND		mg/kg	4.0	1.4	1	12/20/16 22:25	12/22/16 23:18	1,6010C	AB
Chromium, Total	0.10	J	mg/kg	0.40	0.04	1	12/20/16 22:25	12/22/16 23:18	1,6010C	AB
Cobalt, Total	ND		mg/kg	0.80	0.07	1	12/20/16 22:25	12/22/16 23:18	1,6010C	AB
Copper, Total	ND		mg/kg	0.40	0.10	1	12/20/16 22:25	12/22/16 23:18	1,6010C	AB
Iron, Total	1.4	J	mg/kg	2.0	0.36	1	12/20/16 22:25	12/22/16 23:18	1,6010C	AB
Lead, Total	ND		mg/kg	2.0	0.11	1	12/20/16 22:25	12/22/16 23:18	1,6010C	AB
Magnesium, Total	ND		mg/kg	4.0	0.62	1	12/20/16 22:25	12/22/16 23:18	1,6010C	AB
Manganese, Total	ND		mg/kg	0.40	0.06	1	12/20/16 22:25	12/22/16 23:18	1,6010C	AB
Nickel, Total	ND		mg/kg	1.0	0.10	1	12/20/16 22:25	12/22/16 23:18	1,6010C	AB
Potassium, Total	ND		mg/kg	100	5.8	1	12/20/16 22:25	12/22/16 23:18	1,6010C	AB
Selenium, Total	ND		mg/kg	0.80	0.10	1	12/20/16 22:25	12/22/16 23:18	1,6010C	AB
Silver, Total	ND		mg/kg	0.40	0.11	1	12/20/16 22:25	12/22/16 23:18	1,6010C	AB
Sodium, Total	ND		mg/kg	80	1.3	1	12/20/16 22:25	12/22/16 23:18	1,6010C	AB
Thallium, Total	ND		mg/kg	0.80	0.13	1	12/20/16 22:25	12/22/16 23:18	1,6010C	AB
Vanadium, Total	ND		mg/kg	0.40	0.08	1	12/20/16 22:25	12/22/16 23:18	1,6010C	AB
Zinc, Total	ND		mg/kg	2.0	0.12	1	12/20/16 22:25	12/22/16 23:18	1,6010C	AB

Prep Information

Digestion Method: EPA 3050B

Parameter	Result	Qualifier	Units	RL	MDL	Dilution Factor	Date Prepared	Date Analyzed	Analytical Method	Analyst
Total Metals - Mansfield Lab for sample(s): 04-07 Batch: WG963583-1										
Aluminum, Total	1.5	J	mg/kg	4.0	1.1	1	12/21/16 19:33	12/22/16 02:10	1,6010C	AB
Antimony, Total	ND		mg/kg	2.0	0.15	1	12/21/16 19:33	12/22/16 02:10	1,6010C	AB
Arsenic, Total	0.09	J	mg/kg	0.40	0.08	1	12/21/16 19:33	12/22/16 02:10	1,6010C	AB
Barium, Total	ND		mg/kg	0.40	0.07	1	12/21/16 19:33	12/22/16 02:10	1,6010C	AB

Project Name: CPG YONKERS NY **Lab Number:** L1641295

Project Number: Not Specified **Report Date:** 12/30/16

Method Blank Analysis
Batch Quality Control

Beryllium, Total	ND		mg/kg	0.20	0.01	1	12/21/16 19:33	12/22/16 02:10	1,6010C	AB
Cadmium, Total	ND		mg/kg	0.40	0.04	1	12/21/16 19:33	12/22/16 02:10	1,6010C	AB
Calcium, Total	ND		mg/kg	4.0	1.4	1	12/21/16 19:33	12/22/16 02:10	1,6010C	AB
Chromium, Total	0.07	J	mg/kg	0.40	0.04	1	12/21/16 19:33	12/22/16 02:10	1,6010C	AB
Cobalt, Total	ND		mg/kg	0.80	0.07	1	12/21/16 19:33	12/22/16 02:10	1,6010C	AB
Copper, Total	ND		mg/kg	0.40	0.10	1	12/21/16 19:33	12/22/16 02:10	1,6010C	AB
Iron, Total	0.68	J	mg/kg	2.0	0.36	1	12/21/16 19:33	12/22/16 04:50	1,6010C	AB
Lead, Total	ND		mg/kg	2.0	0.11	1	12/21/16 19:33	12/22/16 02:10	1,6010C	AB
Magnesium, Total	ND		mg/kg	4.0	0.62	1	12/21/16 19:33	12/22/16 02:10	1,6010C	AB
Manganese, Total	0.11	J	mg/kg	0.40	0.06	1	12/21/16 19:33	12/22/16 02:10	1,6010C	AB
Nickel, Total	ND		mg/kg	1.0	0.10	1	12/21/16 19:33	12/22/16 02:10	1,6010C	AB
Potassium, Total	ND		mg/kg	100	5.8	1	12/21/16 19:33	12/22/16 02:10	1,6010C	AB
Selenium, Total	ND		mg/kg	0.80	0.10	1	12/21/16 19:33	12/22/16 02:10	1,6010C	AB
Silver, Total	ND		mg/kg	0.40	0.11	1	12/21/16 19:33	12/22/16 02:10	1,6010C	AB
Sodium, Total	ND		mg/kg	80	1.3	1	12/21/16 19:33	12/22/16 02:10	1,6010C	AB
Thallium, Total	ND		mg/kg	0.80	0.13	1	12/21/16 19:33	12/22/16 02:10	1,6010C	AB
Vanadium, Total	ND		mg/kg	0.40	0.08	1	12/21/16 19:33	12/22/16 02:10	1,6010C	AB
Zinc, Total	0.22	J	mg/kg	2.0	0.12	1	12/21/16 19:33	12/22/16 02:10	1,6010C	AB

Prep Information

Digestion Method: EPA 3050B

Parameter	Result	Qualifier	Units	RL	MDL	Dilution Factor	Date Prepared	Date Analyzed	Analytical Method	Analyst
Total Metals - Mansfield Lab for sample(s): 08-10 Batch: WG964052-1										
Aluminum, Total	ND		mg/kg	4.0	1.1	1	12/22/16 19:00	12/27/16 10:02	1,6010C	PS
Antimony, Total	ND		mg/kg	2.0	0.15	1	12/22/16 19:00	12/27/16 10:02	1,6010C	PS
Arsenic, Total	ND		mg/kg	0.40	0.08	1	12/22/16 19:00	12/27/16 10:02	1,6010C	PS
Barium, Total	ND		mg/kg	0.40	0.07	1	12/22/16 19:00	12/27/16 10:02	1,6010C	PS
Beryllium, Total	ND		mg/kg	0.20	0.01	1	12/22/16 19:00	12/27/16 10:02	1,6010C	PS
Cadmium, Total	ND		mg/kg	0.40	0.04	1	12/22/16 19:00	12/27/16 10:02	1,6010C	PS
Calcium, Total	ND		mg/kg	4.0	1.4	1	12/22/16 19:00	12/27/16 10:02	1,6010C	PS
Chromium, Total	ND		mg/kg	0.40	0.04	1	12/22/16 19:00	12/27/16 10:02	1,6010C	PS
Cobalt, Total	ND		mg/kg	0.80	0.07	1	12/22/16 19:00	12/27/16 10:02	1,6010C	PS
Copper, Total	ND		mg/kg	0.40	0.10	1	12/22/16 19:00	12/27/16 10:02	1,6010C	PS
Iron, Total	ND		mg/kg	2.0	0.36	1	12/22/16 19:00	12/27/16 10:02	1,6010C	PS

Project Name: CPG YONKERS NY **Lab Number:** L1641295

Project Number: Not Specified **Report Date:** 12/30/16

Method Blank Analysis
Batch Quality Control

Lead, Total	ND	mg/kg	2.0	0.11	1	12/22/16 19:00	12/27/16 10:02	1,6010C	PS
Magnesium, Total	ND	mg/kg	4.0	0.62	1	12/22/16 19:00	12/27/16 10:02	1,6010C	PS
Manganese, Total	ND	mg/kg	0.40	0.06	1	12/22/16 19:00	12/27/16 10:02	1,6010C	PS
Nickel, Total	ND	mg/kg	1.0	0.10	1	12/22/16 19:00	12/27/16 10:02	1,6010C	PS
Potassium, Total	ND	mg/kg	100	5.8	1	12/22/16 19:00	12/27/16 10:02	1,6010C	PS
Selenium, Total	ND	mg/kg	0.80	0.10	1	12/22/16 19:00	12/27/16 10:02	1,6010C	PS
Silver, Total	ND	mg/kg	0.40	0.11	1	12/22/16 19:00	12/27/16 10:02	1,6010C	PS
Sodium, Total	ND	mg/kg	80	1.3	1	12/22/16 19:00	12/27/16 10:02	1,6010C	PS
Thallium, Total	ND	mg/kg	0.80	0.13	1	12/22/16 19:00	12/27/16 10:02	1,6010C	PS
Vanadium, Total	ND	mg/kg	0.40	0.08	1	12/22/16 19:00	12/27/16 10:02	1,6010C	PS
Zinc, Total	ND	mg/kg	2.0	0.12	1	12/22/16 19:00	12/27/16 10:02	1,6010C	PS

Prep Information

Digestion Method: EPA 3050B

Parameter	Result	Qualifier	Units	RL	MDL	Dilution Factor	Date Prepared	Date Analyzed	Analytical Method	Analyst
Total Metals - Mansfield Lab for sample(s): 01-02,04-10 Batch: WG965025-1										
Mercury, Total	ND		mg/kg	0.08	0.02	1	12/27/16 18:57	12/28/16 14:54	1,7471B	BV

Prep Information

Digestion Method: EPA 7471B

Lab Control Sample Analysis
Batch Quality Control

Project Name: CPG YONKERS NY
Project Number: Not Specified

Lab Number: L1641295
Report Date: 12/30/16

Parameter	LCS %Recovery	Qual	LCSD %Recovery	Qual	%Recovery Limits	RPD	Qual	RPD Limits
Total Metals - Mansfield Lab Associated sample(s): 01-02 Batch: WG963178-2 SRM Lot Number: D091-540								
Aluminum, Total	70		-		52-148	-		
Antimony, Total	179		-		1-200	-		
Arsenic, Total	96		-		80-121	-		
Barium, Total	91		-		84-117	-		
Beryllium, Total	99		-		83-117	-		
Cadmium, Total	105		-		83-117	-		
Calcium, Total	102		-		81-118	-		
Chromium, Total	105		-		80-119	-		
Cobalt, Total	110		-		84-115	-		
Copper, Total	98		-		82-117	-		
Iron, Total	80		-		47-154	-		
Lead, Total	96		-		82-118	-		
Magnesium, Total	87		-		77-123	-		
Manganese, Total	100		-		82-118	-		
Nickel, Total	108		-		83-117	-		
Potassium, Total	83		-		72-128	-		
Selenium, Total	96		-		79-121	-		
Silver, Total	93		-		75-124	-		
Sodium, Total	104		-		73-126	-		
Thallium, Total	99		-		80-121	-		
Vanadium, Total	96		-		78-122	-		

Lab Control Sample Analysis
Batch Quality Control

Project Name: CPG YONKERS NY
Project Number: Not Specified

Lab Number: L1641295
Report Date: 12/30/16

Parameter	LCS %Recovery	LCSD %Recovery	%Recovery Limits	RPD	RPD Limits
Total Metals - Mansfield Lab Associated sample(s): 01-02 Batch: WG963178-2 SRM Lot Number: D091-540					
Zinc, Total	98	-	82-118	-	

Lab Control Sample Analysis
Batch Quality Control

Project Name: CPG YONKERS NY
Project Number: Not Specified

Lab Number: L1641295
Report Date: 12/30/16

Parameter	LCS %Recovery	LCSD %Recovery	%Recovery Limits	RPD	RPD Limits
Total Metals - Mansfield Lab Associated sample(s): 04-07 Batch: WG963583-2 SRM Lot Number: D091-540					
Aluminum, Total	79	-	52-148	-	
Antimony, Total	114	-	1-200	-	
Arsenic, Total	110	-	80-121	-	
Barium, Total	86	-	84-117	-	
Beryllium, Total	90	-	83-117	-	
Cadmium, Total	104	-	83-117	-	
Calcium, Total	97	-	81-118	-	
Chromium, Total	98	-	80-119	-	
Cobalt, Total	104	-	84-115	-	
Copper, Total	98	-	82-117	-	
Iron, Total	107	-	47-154	-	
Lead, Total	103	-	82-118	-	
Magnesium, Total	98	-	77-123	-	
Manganese, Total	97	-	82-118	-	
Nickel, Total	101	-	83-117	-	
Potassium, Total	83	-	72-128	-	
Selenium, Total	101	-	79-121	-	
Silver, Total	99	-	75-124	-	
Sodium, Total	85	-	73-126	-	
Thallium, Total	106	-	80-121	-	
Vanadium, Total	96	-	78-122	-	

Lab Control Sample Analysis
Batch Quality Control

Project Name: CPG YONKERS NY
Project Number: Not Specified

Lab Number: L1641295
Report Date: 12/30/16

Parameter	LCS %Recovery	LCSD %Recovery	%Recovery Limits	RPD	RPD Limits
Total Metals - Mansfield Lab Associated sample(s): 04-07 Batch: WG963583-2 SRM Lot Number: D091-540					
Zinc, Total	103	-	82-118	-	

Lab Control Sample Analysis
Batch Quality Control

Project Name: CPG YONKERS NY
Project Number: Not Specified

Lab Number: L1641295
Report Date: 12/30/16

Parameter	LCS %Recovery	LCSD %Recovery	%Recovery Limits	RPD	RPD Limits
Total Metals - Mansfield Lab Associated sample(s): 08-10 Batch: WG964052-2 SRM Lot Number: D091-540					
Aluminum, Total	56	-	52-148	-	
Antimony, Total	122	-	1-200	-	
Arsenic, Total	90	-	80-121	-	
Barium, Total	96	-	84-117	-	
Beryllium, Total	87	-	83-117	-	
Cadmium, Total	90	-	83-117	-	
Calcium, Total	86	-	81-118	-	
Chromium, Total	84	-	80-119	-	
Cobalt, Total	91	-	84-115	-	
Copper, Total	92	-	82-117	-	
Iron, Total	67	-	47-154	-	
Lead, Total	82	-	82-118	-	
Magnesium, Total	80	-	77-123	-	
Manganese, Total	91	-	82-118	-	
Nickel, Total	93	-	83-117	-	
Potassium, Total	75	-	72-128	-	
Selenium, Total	84	-	79-121	-	
Silver, Total	83	-	75-124	-	
Sodium, Total	83	-	73-126	-	
Thallium, Total	92	-	80-121	-	
Vanadium, Total	80	-	78-122	-	

Lab Control Sample Analysis
Batch Quality Control

Project Name: CPG YONKERS NY
Project Number: Not Specified

Lab Number: L1641295
Report Date: 12/30/16

Parameter	LCS %Recovery	LCSD %Recovery	%Recovery Limits	RPD	RPD Limits
Total Metals - Mansfield Lab Associated sample(s): 08-10 Batch: WG964052-2 SRM Lot Number: D091-540					
Zinc, Total	82	-	82-118	-	
Total Metals - Mansfield Lab Associated sample(s): 01-02,04-10 Batch: WG965025-2 SRM Lot Number: D091-540					
Mercury, Total	106	-	72-128	-	

Matrix Spike Analysis
Batch Quality Control

Project Name: CPG YONKERS NY
Project Number: Not Specified

Lab Number: L1641295
Report Date: 12/30/16

Parameter	Native Sample	MS Added	MS Found	MS %Recovery	Qual	MSD Found	MSD %Recovery	Qual	Recovery Limits	RPD	Qual	RPD Limits
Total Metals - Mansfield Lab Associated sample(s): 01-02 QC Batch ID: WG963178-3 QC Sample: L1641246-01 Client ID: MS Sample												
Aluminum, Total	5900	189	7600	**901**	Q	-	-		75-125	-		20
Antimony, Total	0.55J	47.2	33	**70**	Q	-	-		75-125	-		20
Arsenic, Total	2.3	11.3	14	103		-	-		75-125	-		20
Barium, Total	56.	189	230	92		-	-		75-125	-		20
Beryllium, Total	0.27J	4.72	4.8	102		-	-		75-125	-		20
Cadmium, Total	0.53J	4.81	5.2	108		-	-		75-125	-		20
Calcium, Total	1700	943	2900	**127**	Q	-	-		75-125	-		20
Chromium, Total	12.	18.9	32	106		-	-		75-125	-		20
Cobalt, Total	6.3	47.2	48	88		-	-		75-125	-		20
Copper, Total	71.	23.6	71	**0**	Q	-	-		75-125	-		20
Iron, Total	13000	94.3	16000	**3180**	Q	-	-		75-125	-		20
Lead, Total	96.	48.1	120	**50**	Q	-	-		75-125	-		20
Magnesium, Total	1700	943	2600	95		-	-		75-125	-		20
Manganese, Total	260	47.2	320	**127**	Q	-	-		75-125	-		20
Nickel, Total	12.	47.2	54	89		-	-		75-125	-		20
Potassium, Total	630	943	1700	113		-	-		75-125	-		20
Selenium, Total	ND	11.3	12	106		-	-		75-125	-		20
Silver, Total	ND	28.3	28	99		-	-		75-125	-		20
Sodium, Total	440	943	1300	91		-	-		75-125	-		20
Thallium, Total	ND	11.3	11	97		-	-		75-125	-		20
Vanadium, Total	16.	47.2	64	102		-	-		75-125	-		20

Matrix Spike Analysis
Batch Quality Control

Project Name: CPG YONKERS NY
Project Number: Not Specified

Lab Number: L1641295
Report Date: 12/30/16

Parameter	Native Sample	MS Added	MS Found	MS %Recovery		MSD Found	MSD %Recovery	Recovery Limits	RPD	RPD Limits
Total Metals - Mansfield Lab Associated sample(s): 01-02 QC Batch ID: WG963178-3 QC Sample: L1641246-01 Client ID: MS Sample										
Zinc, Total	390	47.2	140	**0**	Q	-	-	75-125	-	20

Matrix Spike Analysis
Batch Quality Control

Project Name: CPG YONKERS NY
Project Number: Not Specified

Lab Number: L1641295
Report Date: 12/30/16

Parameter	Native Sample	MS Added	MS Found	MS %Recovery		MSD Found	MSD %Recovery	Recovery Limits	RPD	RPD Limits
Total Metals - Mansfield Lab Associated sample(s): 04-07 QC Batch ID: WG963583-3 QC Sample: L1641534-01 Client ID: MS Sample										
Aluminum, Total	9200	175	7200	**0**	Q	-	-	75-125	-	20
Antimony, Total	ND	43.8	40	91		-	-	75-125	-	20
Arsenic, Total	6.4	10.5	13	**63**	Q	-	-	75-125	-	20
Barium, Total	29.	175	170	80		-	-	75-125	-	20
Beryllium, Total	0.36	4.38	4.0	83		-	-	75-125	-	20
Cadmium, Total	ND	4.46	3.8	85		-	-	75-125	-	20
Calcium, Total	5100	875	6600	**171**	Q	-	-	75-125	-	20
Chromium, Total	21.	17.5	23	**11**	Q	-	-	75-125	-	20
Cobalt, Total	7.3	43.8	42	79		-	-	75-125	-	20
Copper, Total	27.	21.9	46	87		-	-	75-125	-	20
Iron, Total	19000	87.5	15000	**0**	Q	-	-	75-125	-	20
Lead, Total	8.7	44.6	47	86		-	-	75-125	-	20
Magnesium, Total	5300	875	5000	**0**	Q	-	-	75-125	-	20
Manganese, Total	360	43.8	350	**0**	Q	-	-	75-125	-	20
Nickel, Total	16.	43.8	47	**71**	Q	-	-	75-125	-	20
Potassium, Total	800	875	1200	**46**	Q	-	-	75-125	-	20
Selenium, Total	ND	10.5	9.3	88		-	-	75-125	-	20
Silver, Total	ND	26.3	25	95		-	-	75-125	-	20
Sodium, Total	110	875	900	90		-	-	75-125	-	20
Thallium, Total	ND	10.5	8.4	80		-	-	75-125	-	20
Vanadium, Total	19.	43.8	54	80		-	-	75-125	-	20

Matrix Spike Analysis
Batch Quality Control

Project Name: CPG YONKERS NY
Project Number: Not Specified

Lab Number: L1641295
Report Date: 12/30/16

Parameter	Native Sample	MS Added	MS Found	MS %Recovery		MSD Found	MSD %Recovery	Recovery Limits	RPD	RPD Limits
Total Metals - Mansfield Lab Associated sample(s): 04-07 QC Batch ID: WG963583-3 QC Sample: L1641534-01 Client ID: MS Sample										
Zinc, Total	49.	43.8	72	**52**	Q	-	-	75-125	-	20

Matrix Spike Analysis
Batch Quality Control

Project Name: CPG YONKERS NY
Project Number: Not Specified

Lab Number: L1641295
Report Date: 12/30/16

Parameter	Native Sample	MS Added	MS Found	MS %Recovery		MSD Found	MSD %Recovery	Recovery Limits	RPD	RPD Limits
Total Metals - Mansfield Lab Associated sample(s): 08-10 QC Batch ID: WG964052-3 QC Sample: L1641658-03 Client ID: MS Sample										
Aluminum, Total	8200	196	9400	**614**	Q	-	-	75-125	-	20
Antimony, Total	ND	48.9	38	78		-	-	75-125	-	20
Arsenic, Total	7.8	11.7	20	104		-	-	75-125	-	20
Barium, Total	12.	196	210	101		-	-	75-125	-	20
Beryllium, Total	0.22J	4.89	5.1	104		-	-	75-125	-	20
Cadmium, Total	ND	4.99	4.7	94		-	-	75-125	-	20
Calcium, Total	1400	978	3100	**174**	Q	-	-	75-125	-	20
Chromium, Total	33.	19.6	69	**184**	Q	-	-	75-125	-	20
Cobalt, Total	1.9	48.9	48	98		-	-	75-125	-	20
Copper, Total	5.5	24.4	32	108		-	-	75-125	-	20
Iron, Total	16000	97.8	23000	**7160**	Q	-	-	75-125	-	20
Lead, Total	6.4	49.9	55	97		-	-	75-125	-	20
Magnesium, Total	1600	978	2800	123		-	-	75-125	-	20
Manganese, Total	33.	48.9	82	100		-	-	75-125	-	20
Nickel, Total	4.0	48.9	51	96		-	-	75-125	-	20
Potassium, Total	1600	978	3200	**164**	Q	-	-	75-125	-	20
Selenium, Total	ND	11.7	10	85		-	-	75-125	-	20
Silver, Total	ND	29.3	30	102		-	-	75-125	-	20
Sodium, Total	81.J	978	1000	102		-	-	75-125	-	20
Thallium, Total	ND	11.7	12	102		-	-	75-125	-	20
Vanadium, Total	33.	48.9	99	**135**	Q	-	-	75-125	-	20

Matrix Spike Analysis
Batch Quality Control

Project Name: CPG YONKERS NY
Project Number: Not Specified

Lab Number: L1641295
Report Date: 12/30/16

Parameter	Native Sample	MS Added	MS Found	MS %Recovery		MSD Found	MSD %Recovery	Recovery Limits	RPD	RPD Limits
Total Metals - Mansfield Lab Associated sample(s): 08-10 QC Batch ID: WG964052-3 QC Sample: L1641658-03 Client ID: MS Sample										
Zinc, Total	28.	48.9	84	114		-	-	75-125	-	20
Total Metals - Mansfield Lab Associated sample(s): 01-02,04-10 QC Batch ID: WG965025-3 QC Sample: L1640713-01 Client ID: MS Sample										
Mercury, Total	0.05J	0.192	0.24	**125**	Q	-	-	80-120	-	20

Lab Duplicate Analysis
Batch Quality Control

Project Name: CPG YONKERS NY
Project Number: Not Specified

Lab Number: L1641295
Report Date: 12/30/16

Parameter	Native Sample	Duplicate Sample	Units	RPD	Qual	RPD Limits
Total Metals - Mansfield Lab Associated sample(s): 01-02 QC Batch ID: WG963178-4 QC Sample: L1641246-01 Client ID: DUP Sample						
Aluminum, Total	5900	5600	mg/kg	5		20
Antimony, Total	0.55J	ND	mg/kg	NC		20
Arsenic, Total	2.3	4.2	mg/kg	**58**	Q	20
Barium, Total	56.	46	mg/kg	20		20
Beryllium, Total	0.27J	0.46	mg/kg	NC		20
Cadmium, Total	0.53J	1.3	mg/kg	NC		20
Calcium, Total	1700	1300	mg/kg	**27**	Q	20
Chromium, Total	12.	21	mg/kg	**55**	Q	20
Cobalt, Total	6.3	5.0	mg/kg	**23**	Q	20
Copper, Total	71.	85	mg/kg	18		20
Iron, Total	13000	29000	mg/kg	**76**	Q	20
Lead, Total	96.	82	mg/kg	16		20
Magnesium, Total	1700	1100	mg/kg	**43**	Q	20
Manganese, Total	260	430	mg/kg	**49**	Q	20
Nickel, Total	12.	7.3	mg/kg	**49**	Q	20
Potassium, Total	630	460	mg/kg	**31**	Q	20
Selenium, Total	ND	0.61J	mg/kg	NC		20
Silver, Total	ND	ND	mg/kg	NC		20
Sodium, Total	440	160J	mg/kg	NC		20

Lab Duplicate Analysis
Batch Quality Control

Project Name: CPG YONKERS NY
Project Number: Not Specified

Lab Number: L1641295
Report Date: 12/30/16

Parameter	Native Sample	Duplicate Sample	Units	RPD		RPD Limits
Total Metals - Mansfield Lab Associated sample(s): 01-02 QC Batch ID: WG963178-4 QC Sample: L1641246-01 Client ID: DUP Sample						
Thallium, Total	ND	ND	mg/kg	NC		20
Vanadium, Total	16.	31	mg/kg	**64**	Q	20
Zinc, Total	390	78	mg/kg	**133**	Q	20
Total Metals - Mansfield Lab Associated sample(s): 04-07 QC Batch ID: WG963583-4 QC Sample: L1641534-01 Client ID: DUP Sample						
Lead, Total	8.7	11	mg/kg	**23**	Q	20

Lab Duplicate Analysis
Batch Quality Control

Project Name: CPG YONKERS NY
Project Number: Not Specified

Lab Number: L1641295
Report Date: 12/30/16

Parameter	Native Sample	Duplicate Sample	Units	RPD		RPD Limits
Total Metals - Mansfield Lab Associated sample(s): 08-10 QC Batch ID: WG964052-4 QC Sample: L1641658-03 Client ID: DUP Sample						
Aluminum, Total	8200	8000	mg/kg	2		20
Antimony, Total	ND	ND	mg/kg	NC		20
Arsenic, Total	7.8	7.4	mg/kg	5		20
Barium, Total	12.	13	mg/kg	8		20
Beryllium, Total	0.22J	0.26J	mg/kg	NC		20
Cadmium, Total	ND	ND	mg/kg	NC		20
Calcium, Total	1400	1900	mg/kg	**30**	Q	20
Chromium, Total	33.	38	mg/kg	14		20
Cobalt, Total	1.9	2.1	mg/kg	10		20
Copper, Total	5.5	6.1	mg/kg	10		20
Iron, Total	16000	16000	mg/kg	0		20
Lead, Total	6.4	7.0	mg/kg	9		20
Magnesium, Total	1600	1700	mg/kg	6		20
Manganese, Total	33.	32	mg/kg	3		20
Nickel, Total	4.0	4.2	mg/kg	5		20
Potassium, Total	1600	1600	mg/kg	0		20
Selenium, Total	ND	ND	mg/kg	NC		20
Silver, Total	ND	ND	mg/kg	NC		20
Sodium, Total	81.J	83J	mg/kg	NC		20

Lab Duplicate Analysis
Batch Quality Control

Project Name: CPG YONKERS NY
Project Number: Not Specified

Lab Number: L1641295
Report Date: 12/30/16

Parameter	Native Sample	Duplicate Sample	Units	RPD	RPD Limits
Total Metals - Mansfield Lab Associated sample(s): 08-10 QC Batch ID: WG964052-4 QC Sample: L1641658-03 Client ID: DUP Sample					
Thallium, Total	ND	ND	mg/kg	NC	20
Vanadium, Total	33.	37	mg/kg	11	20
Zinc, Total	28.	30	mg/kg	7	20
Total Metals - Mansfield Lab Associated sample(s): 01-02,04-10 QC Batch ID: WG965025-4 QC Sample: L1640713-01 Client ID: DUP Sample					
Mercury, Total	0.05J	0.04J	mg/kg	NC	20

INORGANICS
&
MISCELLANEOUS

Project Name: CPG YONKERS NY
Project Number: Not Specified

Lab Number: L1641295
Report Date: 12/30/16

SAMPLE RESULTS

Lab ID: L1641295-01
Client ID: B-11, S2, 2-4'
Sample Location: YONKERS, NY
Matrix: Soil

Date Collected: 12/19/16 14:40
Date Received: 12/19/16
Field Prep: Not Specified

Parameter	Result	Qualifier	Units	RL	MDL	Dilution Factor	Date Prepared	Date Analyzed	Analytical Method	Analyst
General Chemistry - Westborough Lab										
Solids, Total	87.5		%	0.100	NA	1	-	12/20/16 10:56	121,2540G	RI
Cyanide, Total	0.34	J	mg/kg	1.1	0.18	1	12/21/16 22:00	12/22/16 15:31	1,9010C/9012B	JO

Project Name: CPG YONKERS NY
Project Number: Not Specified

Lab Number: L1641295
Report Date: 12/30/16

SAMPLE RESULTS

Lab ID: L1641295-02
Client ID: B-5, S1, 0-2'
Sample Location: YONKERS, NY
Matrix: Soil

Date Collected: 12/19/16 15:00
Date Received: 12/19/16
Field Prep: Not Specified

Parameter	Result	Qualifier	Units	RL	MDL	Dilution Factor	Date Prepared	Date Analyzed	Analytical Method	Analyst
General Chemistry - Westborough Lab										
Solids, Total	85.9		%	0.100	NA	1	-	12/20/16 10:56	121,2540G	RI
Cyanide, Total	ND		mg/kg	1.1	0.19	1	12/21/16 22:00	12/22/16 15:32	1,9010C/9012B	JO

Project Name: CPG YONKERS NY
Project Number: Not Specified

Lab Number: L1641295
Report Date: 12/30/16

SAMPLE RESULTS

Lab ID: L1641295-04
Client ID: B-8, 2-6'
Sample Location: YONKERS, NY
Matrix: Soil

Date Collected: 12/20/16 15:10
Date Received: 12/20/16
Field Prep: Not Specified

Parameter	Result	Qualifier	Units	RL	MDL	Dilution Factor	Date Prepared	Date Analyzed	Analytical Method	Analyst
General Chemistry - Westborough Lab										
Solids, Total	91.6		%	0.100	NA	1	-	12/21/16 09:46	121,2540G	RI
Cyanide, Total	ND		mg/kg	1.0	0.17	1	12/21/16 22:00	12/22/16 15:33	1,9010C/9012B	JO

Project Name: CPG YONKERS NY
Project Number: Not Specified

Lab Number: L1641295
Report Date: 12/30/16

SAMPLE RESULTS

Lab ID: L1641295-05
Client ID: B-7, S3, 4-6'
Sample Location: YONKERS, NY
Matrix: Soil

Date Collected: 12/20/16 15:00
Date Received: 12/20/16
Field Prep: Not Specified

Parameter	Result	Qualifier	Units	RL	MDL	Dilution Factor	Date Prepared	Date Analyzed	Analytical Method	Analyst
General Chemistry - Westborough Lab										
Solids, Total	86.8		%	0.100	NA	1	-	12/21/16 09:46	121,2540G	RI
Cyanide, Total	ND		mg/kg	1.1	0.18	1	12/21/16 22:00	12/22/16 15:34	1,9010C/9012B	JO

Project Name: CPG YONKERS NY
Project Number: Not Specified

Lab Number: L1641295
Report Date: 12/30/16

SAMPLE RESULTS

Lab ID: L1641295-06
Client ID: B-6, S2, 2-4'
Sample Location: YONKERS, NY
Matrix: Soil

Date Collected: 12/20/16 14:55
Date Received: 12/20/16
Field Prep: Not Specified

Parameter	Result	Qualifier	Units	RL	MDL	Dilution Factor	Date Prepared	Date Analyzed	Analytical Method	Analyst
General Chemistry - Westborough Lab										
Solids, Total	88.6		%	0.100	NA	1	-	12/21/16 09:46	121,2540G	RI
Cyanide, Total	ND		mg/kg	1.0	0.17	1	12/21/16 22:00	12/22/16 15:41	1,9010C/9012B	JO

Project Name: CPG YONKERS NY
Project Number: Not Specified

Lab Number: L1641295
Report Date: 12/30/16

SAMPLE RESULTS

Lab ID: L1641295-07
Client ID: B-4, S2, 2-4'
Sample Location: YONKERS, NY
Matrix: Soil

Date Collected: 12/20/16 14:50
Date Received: 12/20/16
Field Prep: Not Specified

Parameter	Result	Qualifier	Units	RL	MDL	Dilution Factor	Date Prepared	Date Analyzed	Analytical Method	Analyst
General Chemistry - Westborough Lab										
Solids, Total	85.6		%	0.100	NA	1	-	12/21/16 09:46	121,2540G	RI
Cyanide, Total	ND		mg/kg	1.1	0.18	1	12/21/16 22:00	12/22/16 15:35	1,9010C/9012B	JO

Project Name: CPG YONKERS NY
Project Number: Not Specified

Lab Number: L1641295
Report Date: 12/30/16

SAMPLE RESULTS

Lab ID: L1641295-08
Client ID: B-3, S2, 2-4'
Sample Location: YONKERS, NY
Matrix: Soil

Date Collected: 12/21/16 14:15
Date Received: 12/21/16
Field Prep: Not Specified

Parameter	Result	Qualifier	Units	RL	MDL	Dilution Factor	Date Prepared	Date Analyzed	Analytical Method	Analyst
General Chemistry - Westborough Lab										
Solids, Total	87.6		%	0.100	NA	1	-	12/22/16 18:32	121,2540G	RI
Cyanide, Total	0.29	J	mg/kg	1.1	0.18	1	12/23/16 10:00	12/23/16 15:05	1,9010C/9012B	JO

Project Name: CPG YONKERS NY
Project Number: Not Specified

Lab Number: L1641295
Report Date: 12/30/16

SAMPLE RESULTS

Lab ID: L1641295-09
Client ID: B-1, S2, 2-4'
Sample Location: YONKERS, NY
Matrix: Soil

Date Collected: 12/21/16 14:25
Date Received: 12/21/16
Field Prep: Not Specified

Parameter	Result	Qualifier	Units	RL	MDL	Dilution Factor	Date Prepared	Date Analyzed	Analytical Method	Analyst
General Chemistry - Westborough Lab										
Solids, Total	87.7		%	0.100	NA	1	-	12/22/16 18:32	121,2540G	RI
Cyanide, Total	0.25	J	mg/kg	1.0	0.17	1	12/23/16 10:00	12/23/16 15:06	1,9010C/9012B	JO

Project Name: CPG YONKERS NY
Project Number: Not Specified

Lab Number: L1641295
Report Date: 12/30/16

SAMPLE RESULTS

Lab ID: L1641295-10
Client ID: B-2
Sample Location: YONKERS, NY
Matrix: Soil

Date Collected: 12/21/16 14:35
Date Received: 12/21/16
Field Prep: Not Specified

Parameter	Result	Qualifier	Units	RL	MDL	Dilution Factor	Date Prepared	Date Analyzed	Analytical Method	Analyst
General Chemistry - Westborough Lab										
Solids, Total	89.2		%	0.100	NA	1	-	12/22/16 18:32	121,2540G	RI
Cyanide, Total	ND		mg/kg	1.1	0.18	1	12/23/16 10:00	12/23/16 15:10	1,9010C/9012B	JO

Project Name: CPG YONKERS NY **Lab Number:** L1641295

Project Number: Not Specified **Report Date:** 12/30/16

Method Blank Analysis
Batch Quality Control

Parameter	Result	Qualifier	Units	RL	MDL	Dilution Factor	Date Prepared	Date Analyzed	Analytical Method	Analyst
General Chemistry - Westborough Lab for sample(s): 01-02,04-07 Batch: WG963628-1										
Cyanide, Total	ND		mg/kg	0.91	0.15	1	12/21/16 22:00	12/22/16 15:05	1,9010C/9012B	JO
General Chemistry - Westborough Lab for sample(s): 08-10 Batch: WG964003-1										
Cyanide, Total	ND		mg/kg	0.92	0.15	1	12/23/16 10:00	12/23/16 15:00	1,9010C/9012B	JO

Lab Control Sample Analysis
Batch Quality Control

Project Name: CPG YONKERS NY
Project Number: Not Specified

Lab Number: L1641295
Report Date: 12/30/16

Parameter	LCS %Recovery	Qual	LCSD %Recovery	Qual	%Recovery Limits	RPD	Qual	RPD Limits
General Chemistry - Westborough Lab Associated sample(s): 01-02,04-07 Batch: WG963628-2 WG963628-3								
Cyanide, Total	118		101		80-120	19		35
General Chemistry - Westborough Lab Associated sample(s): 08-10 Batch: WG964003-2 WG964003-3								
Cyanide, Total	115		106		80-120	8		35

Matrix Spike Analysis
Batch Quality Control

Project Name: CPG YONKERS NY
Project Number: Not Specified

Lab Number: L1641295
Report Date: 12/30/16

Parameter	Native Sample	MS Added	MS Found	MS %Recovery	Qual	MSD Found	MSD %Recovery	Qual	Recovery Limits	RPD	Qual	RPD Limits
General Chemistry - Westborough Lab Associated sample(s): 01-02,04-07 QC Batch ID: WG963628-4 WG963628-5 QC Sample: L1641295-01 Client ID: B-11, S2, 2-4'												
Cyanide, Total	0.34J	11	9.5	83		11	100		65-135	15		35
General Chemistry - Westborough Lab Associated sample(s): 08-10 QC Batch ID: WG964003-4 WG964003-5 QC Sample: L1641295-09 Client ID: B-1, S2, 2-4'												
Cyanide, Total	0.25J	11	10	92		10	94		65-135	0		35

Lab Duplicate Analysis
Batch Quality Control

Project Name: CPG YONKERS NY
Project Number: Not Specified

Lab Number: L1641295
Report Date: 12/30/16

Parameter	Native Sample	Duplicate Sample	Units	RPD	Qual	RPD Limits
General Chemistry - Westborough Lab Associated sample(s): 01-02 QC Batch ID: WG962907-1 QC Sample: L1641303-01 Client ID: DUP Sample						
Solids, Total	81.8	82.0	%	0		20
General Chemistry - Westborough Lab Associated sample(s): 04-07 QC Batch ID: WG963353-1 QC Sample: L1641529-01 Client ID: DUP Sample						
Solids, Total	94.4	93.5	%	1		20
General Chemistry - Westborough Lab Associated sample(s): 08-10 QC Batch ID: WG963984-1 QC Sample: L1641653-01 Client ID: DUP Sample						
Solids, Total	85.8	83.8	%	2		20

Project Name: CPG YONKERS NY
Project Number: Not Specified

Lab Number: L1641295
Report Date: 12/30/16

Sample Receipt and Container Information

Were project specific reporting limits specified? YES

Reagent H2O Preserved Vials Frozen on: 12/20/2016 03:48

Cooler Information	Custody Seal
Cooler	
A	Absent
B	Absent
A1	Absent

Container Information

Container ID	Container Type	Cooler	pH	Temp deg C	Pres	Seal	Analysis(*)
L1641295-01A	Vial MeOH preserved	A	N/A	2.1	Y	Absent	NYTCL-8260HLW(14)
L1641295-01B	Vial water preserved	A	N/A	2.1	Y	Absent	NYTCL-8260HLW(14)
L1641295-01C	Vial water preserved	A	N/A	2.1	Y	Absent	NYTCL-8260HLW(14)
L1641295-01D	Plastic 2oz unpreserved for TS	A	N/A	2.1	Y	Absent	TS(7)
L1641295-01E	Metals Only - Glass 60mL/2oz unp	A	N/A	2.1	Y	Absent	BE-TI(180),AS-TI(180),BA-TI(180),AG-TI(180),AL-TI(180),CR-TI(180),NI-TI(180),TL-TI(180),CU-TI(180),PB-TI(180),SB-TI(180),SE-TI(180),ZN-TI(180),CO-TI(180),V-TI(180),FE-TI(180),HG-T(28),MG-TI(180),MN-TI(180),CA-TI(180),CD-TI(180),K-TI(180),NA-TI(180)
L1641295-01F	Glass 250ml/8oz unpreserved	A	N/A	2.1	Y	Absent	NYTCL-8270(14),TCN-9010(14),NYTCL-8081(14),NYTCL-8082(14)
L1641295-02A	Vial MeOH preserved	A	N/A	2.1	Y	Absent	NYTCL-8260HLW(14)
L1641295-02B	Vial water preserved	A	N/A	2.1	Y	Absent	NYTCL-8260HLW(14)
L1641295-02C	Vial water preserved	A	N/A	2.1	Y	Absent	NYTCL-8260HLW(14)
L1641295-02D	Plastic 2oz unpreserved for TS	A	N/A	2.1	Y	Absent	TS(7)
L1641295-02E	Metals Only - Glass 60mL/2oz unp	A	N/A	2.1	Y	Absent	BE-TI(180),AS-TI(180),BA-TI(180),AG-TI(180),AL-TI(180),CR-TI(180),NI-TI(180),TL-TI(180),CU-TI(180),PB-TI(180),SB-TI(180),SE-TI(180),ZN-TI(180),CO-TI(180),V-TI(180),FE-TI(180),HG-T(28),MG-TI(180),MN-TI(180),CA-TI(180),CD-TI(180),K-TI(180),NA-TI(180)

*Values in parentheses indicate holding time in days

Project Name: CPG YONKERS NY
Project Number: Not Specified

Lab Number: L1641295
Report Date: 12/30/16

Container Information

Container ID	Container Type	Cooler	pH	Temp deg C	Pres	Seal	Analysis(*)
L1641295-02F	Glass 250ml/8oz unpreserved	A	N/A	2.1	Y	Absent	NYTCL-8270(14),TCN-9010(14),NYTCL-8081(14),NYTCL-8082(14)
L1641295-03A	Vial MeOH preserved	A	N/A	2.1	Y	Absent	HOLD-8260(14)
L1641295-03B	Vial water preserved	A	N/A	2.1	Y	Absent	HOLD-8260(14)
L1641295-03C	Vial water preserved	A	N/A	2.1	Y	Absent	HOLD-8260(14)
L1641295-03D	Plastic 2oz unpreserved for TS	A	N/A	2.1	Y	Absent	HOLD-WETCHEM()
L1641295-03E	Glass 60mL/2oz unpreserved	A	N/A	2.1	Y	Absent	HOLD-8081(14),HOLD-8270(14),HOLD-METAL(180),HOLD-8082()
L1641295-03F	Glass 250ml/8oz unpreserved	A	N/A	2.1	Y	Absent	HOLD-8081(14),HOLD-8270(14),HOLD-METAL(180),HOLD-8082()
L1641295-04A	Vial MeOH preserved	B	N/A	2.0	Y	Absent	NYTCL-8260HLW(14)
L1641295-04B	Vial water preserved	B	N/A	2.0	Y	Absent	NYTCL-8260HLW(14)
L1641295-04C	Vial water preserved	B	N/A	2.0	Y	Absent	NYTCL-8260HLW(14)
L1641295-04D	Plastic 2oz unpreserved for TS	B	N/A	2.0	Y	Absent	TS(7)
L1641295-04E	Metals Only - Glass 60mL/2oz unp	B	N/A	2.0	Y	Absent	BE-TI(180),AS-TI(180),BA-TI(180),AG-TI(180),AL-TI(180),CR-TI(180),NI-TI(180),TL-TI(180),CU-TI(180),PB-TI(180),SB-TI(180),SE-TI(180),ZN-TI(180),CO-TI(180),V-TI(180),FE-TI(180),HG-T(28),MG-TI(180),MN-TI(180),CA-TI(180),CD-TI(180),K-TI(180),NA-TI(180)
L1641295-04F	Glass 250ml/8oz unpreserved	B	N/A	2.0	Y	Absent	NYTCL-8270(14),TCN-9010(14),NYTCL-8081(14),NYTCL-8082(14)
L1641295-05A	Vial MeOH preserved	B	N/A	2.0	Y	Absent	NYTCL-8260HLW(14)
L1641295-05B	Vial water preserved	B	N/A	2.0	Y	Absent	NYTCL-8260HLW(14)
L1641295-05C	Vial water preserved	B	N/A	2.0	Y	Absent	NYTCL-8260HLW(14)
L1641295-05D	Plastic 2oz unpreserved for TS	B	N/A	2.0	Y	Absent	TS(7)
L1641295-05E	Metals Only - Glass 60mL/2oz unp	B	N/A	2.0	Y	Absent	BE-TI(180),AS-TI(180),BA-TI(180),AG-TI(180),AL-TI(180),CR-TI(180),NI-TI(180),TL-TI(180),CU-TI(180),PB-TI(180),SB-TI(180),SE-TI(180),ZN-TI(180),CO-TI(180),V-TI(180),FE-TI(180),HG-T(28),MG-TI(180),MN-TI(180),CA-TI(180),CD-TI(180),K-TI(180),NA-TI(180)
L1641295-05F	Glass 250ml/8oz unpreserved	B	N/A	2.0	Y	Absent	NYTCL-8270(14),TCN-9010(14),NYTCL-8081(14),NYTCL-8082(14)
L1641295-06A	Vial MeOH preserved	B	N/A	2.0	Y	Absent	NYTCL-8260HLW(14)

*Values in parentheses indicate holding time in days

Project Name: CPG YONKERS NY
Project Number: Not Specified

Lab Number: L1641295
Report Date: 12/30/16

Container Information

Container ID	Container Type	Cooler	pH	Temp deg C	Pres	Seal	Analysis(*)
L1641295-06B	Vial water preserved	B	N/A	2.0	Y	Absent	NYTCL-8260HLW(14)
L1641295-06C	Vial water preserved	B	N/A	2.0	Y	Absent	NYTCL-8260HLW(14)
L1641295-06D	Plastic 2oz unpreserved for TS	B	N/A	2.0	Y	Absent	TS(7)
L1641295-06E	Metals Only - Glass 60mL/2oz unp	B	N/A	2.0	Y	Absent	BE-TI(180),AS-TI(180),BA-TI(180),AG-TI(180),AL-TI(180),CR-TI(180),NI-TI(180),TL-TI(180),CU-TI(180),PB-TI(180),SB-TI(180),SE-TI(180),ZN-TI(180),CO-TI(180),V-TI(180),FE-TI(180),HG-T(28),MG-TI(180),MN-TI(180),CA-TI(180),CD-TI(180),K-TI(180),NA-TI(180)
L1641295-06F	Glass 250ml/8oz unpreserved	B	N/A	2.0	Y	Absent	NYTCL-8270(14),TCN-9010(14),NYTCL-8081(14),NYTCL-8082(14)
L1641295-07A	Vial MeOH preserved	B	N/A	2.0	Y	Absent	NYTCL-8260HLW(14)
L1641295-07B	Vial water preserved	B	N/A	2.0	Y	Absent	NYTCL-8260HLW(14)
L1641295-07C	Vial water preserved	B	N/A	2.0	Y	Absent	NYTCL-8260HLW(14)
L1641295-07D	Plastic 2oz unpreserved for TS	B	N/A	2.0	Y	Absent	TS(7)
L1641295-07E	Metals Only - Glass 60mL/2oz unp	B	N/A	2.0	Y	Absent	BE-TI(180),AS-TI(180),BA-TI(180),AG-TI(180),AL-TI(180),CR-TI(180),NI-TI(180),TL-TI(180),CU-TI(180),PB-TI(180),SB-TI(180),SE-TI(180),ZN-TI(180),CO-TI(180),V-TI(180),FE-TI(180),HG-T(28),MG-TI(180),MN-TI(180),CA-TI(180),CD-TI(180),K-TI(180),NA-TI(180)
L1641295-07F	Glass 250ml/8oz unpreserved	B	N/A	2.0	Y	Absent	NYTCL-8270(14),TCN-9010(14),NYTCL-8081(14),NYTCL-8082(14)
L1641295-08A	Vial MeOH preserved	A1	N/A	2.5	Y	Absent	NYTCL-8260HLW(14)
L1641295-08B	Vial water preserved	A1	N/A	2.5	Y	Absent	NYTCL-8260HLW(14)
L1641295-08C	Vial water preserved	A1	N/A	2.5	Y	Absent	NYTCL-8260HLW(14)
L1641295-08D	Plastic 2oz unpreserved for TS	A1	N/A	2.5	Y	Absent	TS(7)
L1641295-08E	Metals Only - Glass 60mL/2oz unp	A1	N/A	2.5	Y	Absent	BE-TI(180),AS-TI(180),BA-TI(180),AG-TI(180),AL-TI(180),CR-TI(180),NI-TI(180),TL-TI(180),CU-TI(180),PB-TI(180),SB-TI(180),SE-TI(180),ZN-TI(180),CO-TI(180),V-TI(180),FE-TI(180),HG-T(28),MG-TI(180),MN-TI(180),CA-TI(180),CD-TI(180),K-TI(180),NA-TI(180)

*Values in parentheses indicate holding time in days

Project Name: CPG YONKERS NY
Project Number: Not Specified

Lab Number: L1641295
Report Date: 12/30/16

Container Information

Container ID	Container Type	Cooler	pH	Temp deg C	Pres	Seal	Analysis(*)
L1641295-08F	Glass 250ml/8oz unpreserved	A1	N/A	2.5	Y	Absent	NYTCL-8270(14),TCN-9010(14),NYTCL-8081(14),NYTCL-8082(14)
L1641295-09A	Vial MeOH preserved	A1	N/A	2.5	Y	Absent	NYTCL-8260HLW(14)
L1641295-09B	Vial water preserved	A1	N/A	2.5	Y	Absent	NYTCL-8260HLW(14)
L1641295-09C	Vial water preserved	A1	N/A	2.5	Y	Absent	NYTCL-8260HLW(14)
L1641295-09D	Plastic 2oz unpreserved for TS	A1	N/A	2.5	Y	Absent	TS(7)
L1641295-09E	Metals Only - Glass 60mL/2oz unp	A1	N/A	2.5	Y	Absent	BE-TI(180),AS-TI(180),BA-TI(180),AG-TI(180),AL-TI(180),CR-TI(180),NI-TI(180),TL-TI(180),CU-TI(180),PB-TI(180),SB-TI(180),SE-TI(180),ZN-TI(180),CO-TI(180),V-TI(180),FE-TI(180),HG-T(28),MG-TI(180),MN-TI(180),CA-TI(180),CD-TI(180),K-TI(180),NA-TI(180)
L1641295-09F	Glass 250ml/8oz unpreserved	A1	N/A	2.5	Y	Absent	NYTCL-8270(14),TCN-9010(14),NYTCL-8081(14),NYTCL-8082(14)
L1641295-10A	Vial MeOH preserved	A1	N/A	2.5	Y	Absent	NYTCL-8260HLW(14)
L1641295-10B	Vial water preserved	A1	N/A	2.5	Y	Absent	NYTCL-8260HLW(14)
L1641295-10C	Vial water preserved	A1	N/A	2.5	Y	Absent	NYTCL-8260HLW(14)
L1641295-10D	Plastic 2oz unpreserved for TS	A1	N/A	2.5	Y	Absent	TS(7)
L1641295-10E	Metals Only - Glass 60mL/2oz unp	A1	N/A	2.5	Y	Absent	BE-TI(180),AS-TI(180),BA-TI(180),AG-TI(180),AL-TI(180),CR-TI(180),NI-TI(180),TL-TI(180),CU-TI(180),PB-TI(180),SB-TI(180),SE-TI(180),ZN-TI(180),CO-TI(180),V-TI(180),FE-TI(180),HG-T(28),MG-TI(180),MN-TI(180),CA-TI(180),CD-TI(180),K-TI(180),NA-TI(180)
L1641295-10F	Glass 250ml/8oz unpreserved	A1	N/A	2.5	Y	Absent	NYTCL-8270(14),TCN-9010(14),NYTCL-8081(14),NYTCL-8082(14)

Container Comments

L1641295-01B	Vial frozen: 12/20/16 03:48
L1641295-01C	Vial frozen: 12/20/16 03:48
L1641295-02B	Vial frozen: 12/20/16 03:48
L1641295-02C	Vial frozen: 12/20/16 03:48
L1641295-03B	Vial frozen: 12/20/16 03:48

*Values in parentheses indicate holding time in days

Project Name: CPG YONKERS NY
Project Number: Not Specified

Lab Number: L1641295
Report Date: 12/30/16

Container Information

Container ID	Container Type	Cooler	pH	Temp deg C	Pres	Seal	Analysis(*)

Container Comments

L1641295-03C	Vial frozen: 12/20/16 03:48
L1641295-04B	Vial frozen: 12/21/16 09:37
L1641295-04C	Vial frozen: 12/21/16 09:37
L1641295-05B	Vial frozen: 12/21/16 09:37
L1641295-05C	Vial frozen: 12/21/16 09:37
L1641295-06B	Vial frozen: 12/21/16 09:37
L1641295-06C	Vial frozen: 12/21/16 09:37
L1641295-07B	Vial frozen: 12/21/16 09:37
L1641295-07C	Vial frozen: 12/21/16 09:37
L1641295-08B	Vial frozen: 12/22/16 05:05
L1641295-08C	Vial frozen: 12/22/16 05:05
L1641295-09B	Vial frozen: 12/22/16 05:05
L1641295-09C	Vial frozen: 12/22/16 05:05
L1641295-10B	Vial frozen: 12/22/16 05:05
L1641295-10C	Vial frozen: 12/22/16 05:05

*Values in parentheses indicate holding time in days

Project Name:	CPG YONKERS NY	**Lab Number:**	L1641295
Project Number:	Not Specified	**Report Date:**	12/30/16

GLOSSARY

Acronyms

EDL	- Estimated Detection Limit: This value represents the level to which target analyte concentrations are reported as estimated values, when those target analyte concentrations are quantified below the reporting limit (RL). The EDL includes any adjustments from dilutions, concentrations or moisture content, where applicable. The use of EDLs is specific to the analysis of PAHs using Solid-Phase Microextraction (SPME).
EPA	- Environmental Protection Agency.
LCS	- Laboratory Control Sample: A sample matrix, free from the analytes of interest, spiked with verified known amounts of analytes or a material containing known and verified amounts of analytes.
LCSD	- Laboratory Control Sample Duplicate: Refer to LCS.
LFB	- Laboratory Fortified Blank: A sample matrix, free from the analytes of interest, spiked with verified known amounts of analytes or a material containing known and verified amounts of analytes.
MDL	- Method Detection Limit: This value represents the level to which target analyte concentrations are reported as estimated values, when those target analyte concentrations are quantified below the reporting limit (RL). The MDL includes any adjustments from dilutions, concentrations or moisture content, where applicable.
MS	- Matrix Spike Sample: A sample prepared by adding a known mass of target analyte to a specified amount of matrix sample for which an independent estimate of target analyte concentration is available.
MSD	- Matrix Spike Sample Duplicate: Refer to MS.
NA	- Not Applicable.
NC	- Not Calculated: Term is utilized when one or more of the results utilized in the calculation are non-detect at the parameter's reporting unit.
NDPA/DPA	- N-Nitrosodiphenylamine/Diphenylamine.
NI	- Not Ignitable.
NP	- Non-Plastic: Term is utilized for the analysis of Atterberg Limits in soil.
RL	- Reporting Limit: The value at which an instrument can accurately measure an analyte at a specific concentration. The RL includes any adjustments from dilutions, concentrations or moisture content, where applicable.
RPD	- Relative Percent Difference: The results from matrix and/or matrix spike duplicates are primarily designed to assess the precision of analytical results in a given matrix and are expressed as relative percent difference (RPD). Values which are less than five times the reporting limit for any individual parameter are evaluated by utilizing the absolute difference between the values; although the RPD value will be provided in the report.
SRM	- Standard Reference Material: A reference sample of a known or certified value that is of the same or similar matrix as the associated field samples.
STLP	- Semi-dynamic Tank Leaching Procedure per EPA Method 1315.
TIC	- Tentatively Identified Compound: A compound that has been identified to be present and is not part of the target compound list (TCL) for the method and/or program. All TICs are qualitatively identified and reported as estimated concentrations.

Footnotes

1	- The reference for this analyte should be considered modified since this analyte is absent from the target analyte list of the original method.

Terms

Total: With respect to Organic analyses, a 'Total' result is defined as the summation of results for individual isomers or Aroclors. If a 'Total' result is requested, the results of its individual components will also be reported. This is applicable to 'Total' results for methods 8260, 8081 and 8082.

Analytical Method: Both the document from which the method originates and the analytical reference method. (Example: EPA 8260B is shown as 1,8260B.) The codes for the reference method documents are provided in the References section of the Addendum.

Data Qualifiers

A	- Spectra identified as "Aldol Condensation Product".
B	- The analyte was detected above the reporting limit in the associated method blank. Flag only applies to associated field samples that have detectable concentrations of the analyte at less than ten times (10x) the concentration found in the blank. For MCP-related projects, flag only applies to associated field samples that have detectable concentrations of the analyte at less than ten times (10x) the concentration found in the blank. For DOD-related projects, flag only applies to associated field samples that have detectable concentrations of the analyte at less than ten times (10x) the concentration found in the blank AND the analyte was detected above one-half the reporting limit (or above the reporting limit for common lab contaminants) in the associated method blank. For NJ-Air-related projects, flag only applies to associated field samples that have detectable concentrations of the analyte above the reporting limit. For NJ-related projects (excluding Air), flag only applies to associated field samples that have detectable concentrations of the analyte, which was detected above the reporting limit in the associated method blank or above five times the

Project Name:	CPG YONKERS NY	**Lab Number:**	L1641295
Project Number:	Not Specified	**Report Date:**	12/30/16

Data Qualifiers

reporting limit for common lab contaminants (Phthalates, Acetone, Methylene Chloride, 2-Butanone).

C - Co-elution: The target analyte co-elutes with a known lab standard (i.e. surrogate, internal standards, etc.) for co-extracted analyses.

D - Concentration of analyte was quantified from diluted analysis. Flag only applies to field samples that have detectable concentrations of the analyte.

E - Concentration of analyte exceeds the range of the calibration curve and/or linear range of the instrument.

G - The concentration may be biased high due to matrix interferences (i.e, co-elution) with non-target compound(s). The result should be considered estimated.

H - The analysis of pH was performed beyond the regulatory-required holding time of 15 minutes from the time of sample collection.

I - The lower value for the two columns has been reported due to obvious interference.

M - Reporting Limit (RL) exceeds the MCP CAM Reporting Limit for this analyte.

NJ - Presumptive evidence of compound. This represents an estimated concentration for Tentatively Identified Compounds (TICs), where the identification is based on a mass spectral library search.

P - The RPD between the results for the two columns exceeds the method-specified criteria.

Q - The quality control sample exceeds the associated acceptance criteria. For DOD-related projects, LCS and/or Continuing Calibration Standard exceedences are also qualified on all associated sample results. Note: This flag is not applicable for matrix spike recoveries when the sample concentration is greater than 4x the spike added or for batch duplicate RPD when the sample concentrations are less than 5x the RL. (Metals only.)

R - Analytical results are from sample re-analysis.

RE - Analytical results are from sample re-extraction.

S - Analytical results are from modified screening analysis.

J - Estimated value. The Target analyte concentration is below the quantitation limit (RL), but above the Method Detection Limit (MDL) or Estimated Detection Limit (EDL) for SPME-related analyses. This represents an estimated concentration for Tentatively Identified Compounds (TICs).

ND - Not detected at the method detection limit (MDL) for the sample, or estimated detection limit (EDL) for SPME-related analyses.

Report Format: DU Report with 'J' Qualifiers

Project Name: CPG YONKERS NY **Lab Number:** L1641295
Project Number: Not Specified **Report Date:** 12/30/16

REFERENCES

1 Test Methods for Evaluating Solid Waste: Physical/Chemical Methods. EPA SW-846. Third Edition. Updates I - IV, 2007.

121 Standard Methods for the Examination of Water and Wastewater. APHA-AWWA-WEF. Standard Methods Online.

LIMITATION OF LIABILITIES

Alpha Analytical performs services with reasonable care and diligence normal to the analytical testing laboratory industry. In the event of an error, the sole and exclusive responsibility of Alpha Analytical shall be to re-perform the work at it's own expense. In no event shall Alpha Analytical be held liable for any incidental, consequential or special damages, including but not limited to, damages in any way connected with the use of, interpretation of, information or analysis provided by Alpha Analytical.

We strongly urge our clients to comply with EPA protocol regarding sample volume, preservation, cooling, containers, sampling procedures, holding time and splitting of samples in the field.

Certification Information

The following analytes are not included in our Primary NELAP Scope of Accreditation:

Westborough Facility
EPA 624: m/p-xylene, o-xylene
EPA 8260C: NPW: 1,2,4,5-Tetramethylbenzene; 4-Ethyltoluene, Azobenzene; SCM: Iodomethane (methyl iodide), Methyl methacrylate, 1,2,4,5-Tetramethylbenzene; 4-Ethyltoluene.
EPA 8270D: NPW: Dimethylnaphthalene,1,4-Diphenylhydrazine; SCM: Dimethylnaphthalene,1,4-Diphenylhydrazine.
EPA 300: DW: Bromide
EPA 6860: NPW and SCM: Perchlorate
EPA 9010: NPW and SCM: Amenable Cyanide Distillation
EPA 9012B: NPW: Total Cyanide
EPA 9050A: NPW: Specific Conductance
SM3500: NPW: Ferrous Iron
SM4500: NPW: Amenable Cyanide, Dissolved Oxygen; SCM: Total Phosphorus, TKN, NO2, NO3.
SM5310C: DW: Dissolved Organic Carbon

Mansfield Facility
SM 2540D: TSS
EPA 3005A NPW
EPA 8082A: NPW: PCB: 1, 5, 31, 87,101, 110, 141, 151, 153, 180, 183, 187.
EPA TO-15: Halothane, 2,4,4-Trimethyl-2-pentene, 2,4,4-Trimethyl-1-pentene, Thiophene, 2-Methylthiophene, 3-Methylthiophene, 2-Ethylthiophene, 1,2,3-Trimethylbenzene, Indan, Indene, 1,2,4,5-Tetramethylbenzene, Benzothiophene, 1-Methylnaphthalene.
Biological Tissue Matrix: ***EPA 3050B***

The following analytes are included in our Massachusetts DEP Scope of Accreditation

Westborough Facility:

Drinking Water
EPA 300.0: Nitrate-N, Fluoride, Sulfate; **EPA 353.2**: Nitrate-N, Nitrite-N; **SM4500NO3-F**: Nitrate-N, Nitrite-N; **SM4500F-C, SM4500CN-CE, EPA 180.1, SM2130B, SM4500Cl-D, SM2320B, SM2540C, SM4500H-B**
EPA 332: Perchlorate; **EPA 524.2:** THMs and VOCs; **EPA 504.1:** EDB, DBCP.
Microbiology: **SM9215B; SM9223-P/A, SM9223B-Colilert-QT,SM9222D**.

Non-Potable Water
SM4500H,B, EPA 120.1, SM2510B, SM2540C, SM2320B, SM4500CL-E, SM4500F-BC, SM4500NH3-BH, **EPA 350.1**: Ammonia-N, **LACHAT 10-107-06-1-B**: Ammonia-N, **SM4500NO3-F, EPA 353.2**: Nitrate-N**, EPA 351.1, SM4500P-E, SM4500P-B, E, SM4500SO4-E, SM5220D, EPA 410.4, SM5210B, SM5310C, SM4500CL-D, EPA 1664, EPA 420.1, SM4500-CN-CE, SM2540D.**
EPA 624: Volatile Halocarbons & Aromatics,
EPA 608: Chlordane, Toxaphene, Aldrin, alpha-BHC, beta-BHC, gamma-BHC, delta-BHC, Dieldrin, DDD, DDE, DDT, Endosulfan I, Endosulfan II, Endosulfan sulfate, Endrin, Endrin Aldehyde, Heptachlor, Heptachlor Epoxide, PCBs
EPA 625: SVOC (Acid/Base/Neutral Extractables), **EPA 600/4-81-045**: PCB-Oil.
Microbiology: **SM9223B-Colilert-QT; Enterolert-QT, SM9222D-MF**.

Mansfield Facility:

Drinking Water
EPA 200.7: Ba, Be, Cd, Cr, Cu, Ni, Na, Ca. **EPA 200.8:** Sb, As, Ba, Be, Cd, Cr, Cu, Pb, Ni, Se, TL. **EPA 245.1** Hg.

Non-Potable Water
EPA 200.7: Al, Sb, As, Be, Cd, Ca, Cr, Co, Cu, Fe, Pb, Mg, Mn, Mo, Ni, K, Se, Ag, Na, Sr, TL, Ti, V, Zn.
EPA 200.8: Al, Sb, As, Be, Cd, Cr, Cu, Pb, Mn, Ni, Se, Ag, TL, Zn.
EPA 245.1 Hg.
SM2340B

For a complete listing of analytes and methods, please contact your Alpha Project Manager.

NEW YORK CHAIN OF CUSTODY

ALPHA ANALYTICAL

Westborough, MA 01581
8 Walkup Dr.
TEL: 508-898-9220
FAX: 508-898-9193

Mansfield, MA 02048
320 Forbes Blvd
TEL: 508-822-9300
FAX: 508-822-3288

Service Centers
Mahwah, NJ 07430: 35 Whitney Rd, Suite 5
Albany, NY 12205: 14 Walker Way
Tonawanda, NY 14150: 275 Cooper Ave, Suite 105

Page
of

Date Rec'd in Lab: 12/22/16

ALPHA Job #: L1641295

Client Information
Client: CT Male
Address: 50 Century Hill Dr
Latham, NY 12110
Phone: 518.786.7400
Fax: 518.786.7299
Email: s.bieber@ctmale.com

Project Information
Project Name: Cottage Place Gardens
Project Location: Yonkers, NY
Project #
(Use Project name as Project #) ☐
Project Manager: Steve Bieber
ALPHAQuote #:

Turn-Around Time
Standard ☐ Due Date:
Rush (only if pre approved) ☐ # of Days:

Deliverables
☒ ASP-A ☐ ASP-B
☐ EQuIS (1 File) ☐ EQuIS (4 File)
☐ Other

Billing Information
☐ Same as Client Info
PO #

Regulatory Requirement
☐ NY TOGS ☒ NY Part 375
☐ AWQ Standards ☐ NY CP-51
☐ NY Restricted Use ☐ Other
☐ NY Unrestricted Use
☐ NYC Sewer Discharge

Disposal Site Information
Please identify below location of applicable disposal facilities.
Disposal Facility:
☐ NJ ☐ NY
☐ Other:

These samples have been previously analyzed by Alpha ☐

Other project specific requirements/comments:

Please specify Metals or TAL.

ANALYSIS

Sample Filtration
☐ **Done**
☐ **Lab to do**
Preservation
☐ **Lab to do**
(Please Specify below)

ALPHA Lab ID (Lab Use Only)	Sample ID	Collection Date	Collection Time	Sample Matrix	Sampler's Initials	NYTCL-8260 HLW	NYTCL-8260 HLW	NYTCL-8081,8082	TAL Metals, Inc Hg	Total Cn				Sample Specific Comments	Total Bottle
L1295-08	B-3, S2, 2-4'	12/21/2016	2:15pm	S	TJM	✓	✓	✓	✓	✓					
09	B-1, S2, 2-4'	12/21/2016	2:25pm	S	TJM	✓	✓	✓	✓	✓					
10	B-2	12/21/2016	2:35pm	S	TJM	✓	✓	✓	✓	✓					

Preservative Code:
A = None
B = HCl
C = HNO_3
D = H_2SO_4
E = NaOH
F = MeOH
G = $NaHSO_4$
H = $Na_2S_2O_3$
K/E = Zn Ac/NaOH
O = Other

Container Code
P = Plastic
A = Amber Glass
V = Vial
G = Glass
B = Bacteria Cup
C = Cube
O = Other
E = Encore
D = BOD Bottle

Westboro: Certification No: MA935
Mansfield: Certification No: MA015

Container Type								
Preservative								

Relinquished By:	Date/Time	Received By:	Date/Time
Thomas J. Morgan	12/21/2016 14:50pm	[illegible] MGT	12/21/16 1450
[illegible]	12/21/16 1945	[illegible]	12-21-16 2115
H. Hawkes	12-22-16 0115	[illegible]	12/22/16 0115

Please print clearly, legibly and completely. Samples can not be logged in and turnaround time clock will not start until any ambiguities are resolved. BY EXECUTING THIS COC, THE CLIENT HAS READ AND AGREES TO BE BOUND BY ALPHA'S TERMS & CONDITIONS. (See reverse side.)

Form No: 01-25 HC (rev. 30-Sept-2013)

NEW YORK CHAIN OF CUSTODY

ALPHA ANALYTICAL

Westborough, MA 01581
8 Walkup Dr.
TEL: 508-898-9220
FAX: 508-898-9193

Mansfield, MA 02048
320 Forbes Blvd
TEL: 508-822-9300
FAX: 508-822-3288

Service Centers
Mahwah, NJ 07430: 35 Whitney Rd, Suite 5
Albany, NY 12205: 14 Walker Way
Tonawanda, NY 14150: 275 Cooper Ave, Suite 105

Page ___ of ___

Date Rec'd in Lab: 12/20/16

ALPHA Job #: L1641295

Client Information
Client: CTMale
Address: 50 Century Hill Dr
Latham, NY
Phone: 518.786.7400
Fax: 518.786.7299
Email: s.bieber@ctmale.com

Project Information
Project Name: Cottage Place Gardens
Project Location: Yonkers, NY
Project #
(Use Project name as Project #) ☐
Project Manager: Steve Bieber
ALPHAQuote #:

Turn-Around Time
Standard ☐ Due Date:
Rush (only if pre approved) ☐ # of Days:

Deliverables
☒ ASP-A ☐ ASP-B
☐ EQuIS (1 File) ☐ EQuIS (4 File)
☐ Other

Regulatory Requirement
☐ NY TOGS ☒ NY Part 375
☐ AWQ Standards ☐ NY CP-51
☐ NY Restricted Use ☐ Other
☐ NY Unrestricted Use
☐ NYC Sewer Discharge

Billing Information
☐ Same as Client Info
PO #

Disposal Site Information
Please identify below location of applicable disposal facilities.
Disposal Facility:
☐ NJ ☐ NY
☐ Other:

These samples have been previously analyzed by Alpha ☐

Other project specific requirements/comments:

Please specify Metals or TAL.

Sample Filtration
☐ Done
☐ Lab to do
Preservation
☐ Lab to do
(Please Specify below)

ALPHA Lab ID (Lab Use Only)	Sample ID	Collection Date	Collection Time	Sample Matrix	Sampler's Initials	NYTCL-8260HLW	NYTCL-8260HLW	NYTCL-8081,8082,8270	TAL Metals, Tin, Hg	Total Cn				Sample Specific Comments	Total Bottle
41295-04	B-8, 2-6'	12/20/2016	3:10pm	S	TJM	✓	✓	✓	✓	✓					
05	B-7, S3, 4-6'	12/20/2016	3:00pm	S	TJM	✓	✓	✓	✓	✓					
06	B-6, S2, 2-4'	12/20/2016	2:55pm	S	TJM	✓	✓	✓	✓	✓					
07	B-4, S2, 2-4'	12/20/2016	2:50pm	S	TJM	✓	✓	✓	✓	✓					

Preservative Code:
A = None
B = HCl
C = HNO_3
D = H_2SO_4
E = NaOH
F = MeOH
G = $NaHSO_4$
H = $Na_2S_2O_3$
K/E = Zn Ac/NaOH
O = Other

Container Code
P = Plastic
A = Amber Glass
V = Vial
G = Glass
B = Bacteria Cup
C = Cube
O = Other
E = Encore
D = BOD Bottle

Westboro: Certification No: MA935
Mansfield: Certification No: MA015

Container Type									
Preservative									

Relinquished By:	Date/Time	Received By:	Date/Time
Thomas J. Morgan	12/20/16 15:55	Scott Parnell Alpha	12/20/16 15:55
Scott Parnell Alpha	12/20/16 1800	Tom Tobin	12-20-16 1800
Tom Tobin	12-20-16 2355	[illegible]	12/20/16 23:55

Please print clearly, legibly and completely. Samples can not be logged in and turnaround time clock will not start until any ambiguities are resolved. BY EXECUTING THIS COC, THE CLIENT HAS READ AND AGREES TO BE BOUND BY ALPHA'S TERMS & CONDITIONS. (See reverse side.)

Form No: 01-25 HC (rev. 30-Sept-2013)

ALPHA ANALYTICAL

Westborough, MA 01581
8 Walkup Dr.
TEL: 508-898-9220
FAX: 508-898-9193

Mansfield, MA 02048
320 Forbes Blvd
TEL: 508-822-9300
FAX: 508-822-3288

NEW YORK CHAIN OF CUSTODY

Service Centers
Mahwah, NJ 07430: 35 Whitney Rd, Suite 5
Albany, NY 12205: 14 Walker Way
Tonawanda, NY 14150: 275 Cooper Ave, Suite 105

Page 1 of

Date Rec'd in Lab: 12/20/16

ALPHA Job #: L1641295

Client Information

Client: CT Male
Address: 50 Century Hill Drive
Latham, NY 12110
Phone: 518-786-7400
Fax: 518-786-7299
Email: s.bieber@ctmale.com

Project Information

Project Name: CPG Yonkers NY
Project Location:
Project #
(Use Project name as Project #) ☐
Project Manager: Steve Bieber
ALPHAQuote #:

Turn-Around Time

Standard ☐ Due Date:
Rush (only if pre approved) ☐ # of Days:

Deliverables

☒ ASP-A ☐ ASP-B
☐ EQuIS (1 File) ☐ EQuIS (4 File)
☐ Other

Regulatory Requirement

☐ NY TOGS ☒ NY Part 375
☐ AWQ Standards ☐ NY CP-51
☐ NY Restricted Use ☐ Other
☐ NY Unrestricted Use
☐ NYC Sewer Discharge

Billing Information

☐ Same as Client Info
PO #

Disposal Site Information

Please identify below location of applicable disposal facilities.
Disposal Facility:
☐ NJ ☐ NY
☐ Other: NA

These samples have been previously analyzed by Alpha ☐

Other project specific requirements/comments:

Please specify Metals or TAL.

ANALYSIS

Sample Filtration
☐ Done
☐ Lab to do
Preservation
☐ Lab to do
(Please Specify below)

ALPHA Lab ID (Lab Use Only)	Sample ID	Collection Date	Collection Time	Sample Matrix	Sampler's Initials	NYTCL-8260HLW	NYTCL-8260HLW	NYTCL-8081,8082,8270	TAL Metals Inc.Hg	Total Cn				Sample Specific Comments	Total Bottles
41295-01	B-11, S2, 2-4'	12/19/2016	2:40 pm	Soil	TJM	✓	✓	✓	✓	✓					
02	B-5, S1, 0-2'	12/19/2016	3:00 p.m.	Soil	TJM	✓	✓	✓	✓	✓					
03	B-5, S6, 15-17'	12/19/2016	3:20 p.m.	Soil	TJM	✓	✓	✓	✓	✓				Hold	
Container Type						V	V	A	A	A					
Preservative						F		A	A	A					

Preservative Code:
A = None
B = HCl
C = HNO_3
D = H_2SO_4
E = NaOH
F = MeOH
G = $NaHSO_4$
H = $Na_2S_2O_3$
K/E = Zn Ac/NaOH
O = Other

Container Code
P = Plastic
A = Amber Glass
V = Vial
G = Glass
B = Bacteria Cup
C = Cube
O = Other
E = Encore
D = BOD Bottle

Westboro: Certification No: MA935
Mansfield: Certification No: MA015

Relinquished By:	Date/Time	Received By:	Date/Time
[illegible]	12/19/2016 3:30 pm	Michael [illegible] AAL	12/19/2016 3:30
Michael [illegible] AAL	12/19/16 20:10	Tom Tobin	12-19-16 20:10
Tom Tobin	12-20-16 0015	[illegible]	12/20/16 0015

Please print clearly, legibly and completely. Samples can not be logged in and turnaround time clock will not start until any ambiguities are resolved. BY EXECUTING THIS COC, THE CLIENT HAS HAS READ AND AGREES TO BE BOUND BY ALPHA'S TERMS & CONDITIONS.

Form No: 01-25 (rev. 30-Sept-2013)

ANALYTICAL REPORT

Lab Number:	L1706909
Client:	C.T. Male Associates 50 Century Hill Drive Latham, NY 12110
ATTN:	Steve Bieber
Phone:	(518) 786-7400
Project Name:	CPG PHASE 4/5
Project Number:	16.6669
Report Date:	03/15/17

The original project report/data package is held by Alpha Analytical. This report/data package is paginated and should be reproduced only in its entirety. Alpha Analytical holds no responsibility for results and/or data that are not consistent with the original.

Certifications & Approvals: MA (M-MA086), NH NELAP (2064), NJ NELAP (MA935), CT (PH-0574), IL (200077), ME (MA00086), MD (348), NY (11148), NC (25700/666), PA (68-03671), RI (LAO00065), TX (T104704476), VT (VT-0935), VA (460195), USDA (Permit #P330-14-00197).

Eight Walkup Drive, Westborough, MA 01581-1019
508-898-9220 (Fax) 508-898-9193 800-624-9220 - www.alphalab.com

Project Name: CPG PHASE 4/5
Project Number: 16.6669

Lab Number: L1706909
Report Date: 03/15/17

Alpha Sample ID	Client ID	Matrix	Sample Location	Collection Date/Time	Receive Date
L1706909-01	GP01_0-5	SOIL	YONKERS, NY	03/06/17 12:05	03/06/17
L1706909-02	GP01_5-7.5	SOIL	YONKERS, NY	03/06/17 13:45	03/06/17
L1706909-03	GP02_0-5	SOIL	YONKERS, NY	03/07/17 08:30	03/07/17
L1706909-04	GP03_0-5	SOIL	YONKERS, NY	03/07/17 11:10	03/07/17
L1706909-05	178GP01_0-2.5	SOIL	YONKERS, NY	03/07/17 11:20	03/07/17
L1706909-06	178GP02_2.5-5	SOIL	YONKERS, NY	03/07/17 13:20	03/07/17
L1706909-07	178GP03_0-2.5	SOIL	YONKERS, NY	03/07/17 13:40	03/07/17
L1706909-08	178GP03_2.5-5	SOIL	YONKERS, NY	03/07/17 13:30	03/07/17
L1706909-09	178GP04_0-5	SOIL	YONKERS, NY	03/07/17 14:15	03/07/17

Project Name: CPG PHASE 4/5 **Lab Number:** L1706909
Project Number: 16.6669 **Report Date:** 03/15/17

Case Narrative

The samples were received in accordance with the Chain of Custody and no significant deviations were encountered during the preparation or analysis unless otherwise noted. Sample Receipt, Container Information, and the Chain of Custody are located at the back of the report.

Results contained within this report relate only to the samples submitted under this Alpha Lab Number and meet NELAP requirements for all NELAP accredited parameters unless otherwise noted in the following narrative. The data presented in this report is organized by parameter (i.e. VOC, SVOC, etc.). Sample specific Quality Control data (i.e. Surrogate Spike Recovery) is reported at the end of the target analyte list for each individual sample, followed by the Laboratory Batch Quality Control at the end of each parameter. Tentatively Identified Compounds (TICs), if requested, are reported for compounds identified to be present and are not part of the method/program Target Compound List, even if only a subset of the TCL are being reported. If a sample was re-analyzed or re-extracted due to a required quality control corrective action and if both sets of data are reported, the Laboratory ID of the re-analysis or re-extraction is designated with an "R" or "RE", respectively. When multiple Batch Quality Control elements are reported (e.g. more than one LCS), the associated samples for each element are noted in the grey shaded header line of each data table. Any Laboratory Batch, Sample Specific % recovery or RPD value that is outside the listed Acceptance Criteria is bolded in the report. All specific QC information is also incorporated in the Data Usability format of our Data Merger tool where it can be reviewed along with any associated usability implications. Soil/sediments, solids and tissues are reported on a dry weight basis unless otherwise noted. Definitions of all data qualifiers and acronyms used in this report are provided in the Glossary located at the back of the report.

In reference to questions H (CAM) or 4 (RCP) when "NO" is checked, the performance criteria for CAM and RCP methods allow for some quality control failures to occur and still be within method compliance. In these instances the specific failure is not narrated but noted in the associated QC table. The information is also incorporated in the Data Usability format of our Data Merger tool where it can be reviewed along with any associated usability implications.

Please see the associated ADEx data file for a comparison of laboratory reporting limits that were achieved with the regulatory Numerical Standards requested on the Chain of Custody.

HOLD POLICY
For samples submitted on hold, Alpha's policy is to hold samples (with the exception of Air canisters) free of charge for 21 calendar days from the date the project is completed. After 21 calendar days, we will dispose of all samples submitted including those put on hold unless you have contacted your Client Service Representative and made arrangements for Alpha to continue to hold the samples. Air canisters will be disposed after 3 business days from the date the project is completed.

Please contact Client Services at 800-624-9220 with any questions.

Project Name: CPG PHASE 4/5 **Lab Number:** L1706909
Project Number: 16.6669 **Report Date:** 03/15/17

Case Narrative (continued)

Report Submission

All non-detect (ND) or estimated concentrations (J-qualified) have been quantitated to the limit noted in the MDL column.

Sample Receipt

L1706909-03, -04, -05, -06, -08 and -09: The water-preserved VOA vials for Volatile Organics Low-Level analysis were frozen on March 8, 2017 3:52.

Volatile Organics

L1706909-02: The sample has elevated detection limits due to the dilution required by the elevated concentrations of non-target compounds in the sample.

L1706909-05: The surrogate recovery is below the acceptance criteria for dibromofluoromethane (53%), possibly due to the matrix effect caused by the high pH of the sample (>10).

The WG984851-5 Method Blank, associated with L1706909-01, -02, -06, and -08, has a concentration above the reporting limit for acetone. Since the samples were non-detect to the RL for this target analyte, no further actions were taken. The results of the original analysis are reported.

The WG985009-5 Method Blank, associated with L1706909-03, has a concentration above the reporting limit for acetone. Since the sample was non-detect to the RL for this target analyte, no further actions were taken. The results of the original analysis are reported.

Semivolatile Organics

L1706909-02 and -06: The sample has elevated detection limits due to the dilution required by the sample matrix.

L1706909-02: The surrogate recoveries are below the acceptance criteria for 2-fluorophenol (0%), phenol-d6 (0%), nitrobenzene-d5 (0%), 2-fluorobiphenyl (0%), 2,4,6-tribromophenol (0%) and 4-terphenyl-d14 (0%) due to the dilution required to quantitate the sample. Re-extraction was not required; therefore, the results of the original analysis are reported.

L1706909-04: The surrogate recoveries were outside the acceptance criteria for 2-fluorophenol (14%) and

Project Name: CPG PHASE 4/5 **Lab Number:** L1706909
Project Number: 16.6669 **Report Date:** 03/15/17

Case Narrative (continued)

2,4,6-tribromophenol (4%); however, re-extraction achieved similar results: 2-fluorophenol (11%) and 2,4,6-tribromophenol (1%). The results of both extractions are reported.
L1706909-05: The surrogate recoveries were outside the acceptance criteria for 2-fluorophenol (4%) and 2,4,6-tribromophenol (1%); however, re-extraction achieved similar results: 2-fluorophenol (2%) and 2,4,6-tribromophenol (0%). The results of both extractions are reported.
L1706909-06: The surrogate recoveries were outside the acceptance criteria for 2-fluorophenol (15%) and 2,4,6-tribromophenol (3%); however, re-extraction achieved similar results: 2-fluorophenol (13%) and 2,4,6-tribromophenol (0%). The results of both extractions are reported.

Metals
L1706909-01, -03, -04, -05, -06, -08 and -09: The sample has elevated detection limits for all elements, with the exception of mercury, due to the dilution required by matrix interferences encountered during analysis.
The WG983711-3 MS recovery for mercury (0%), performed on L1706909-03, does not apply because the sample concentration is greater than four times the spike amount added.
The WG983711-4 Laboratory Duplicate RPD, performed on L1706909-03, is outside the acceptance criteria for mercury (22%). The elevated RPD has been attributed to the non-homogeneous nature of the native sample.

I, the undersigned, attest under the pains and penalties of perjury that, to the best of my knowledge and belief and based upon my personal inquiry of those responsible for providing the information contained in this analytical report, such information is accurate and complete. This certificate of analysis is not complete unless this page accompanies any and all pages of this report.

Authorized Signature: Melissa Cripps

Title: Technical Director/Representative Date: 03/15/17

ORGANICS

VOLATILES

Project Name: CPG PHASE 4/5 **Lab Number:** L1706909

Project Number: 16.6669 **Report Date:** 03/15/17

SAMPLE RESULTS

Lab ID:	L1706909-01	Date Collected:	03/06/17 12:05
Client ID:	GP01_0-5	Date Received:	03/06/17
Sample Location:	YONKERS, NY	Field Prep:	Not Specified
Matrix:	Soil		
Analytical Method:	1,8260C		
Analytical Date:	03/10/17 15:36		
Analyst:	BD		
Percent Solids:	83%		

Parameter	Result	Qualifier	Units	RL	MDL	Dilution Factor
Volatile Organics by 8260/5035 - Westborough Lab						
Methylene chloride	ND		ug/kg	370	41.	1
1,1-Dichloroethane	ND		ug/kg	56	3.2	1
Chloroform	ND		ug/kg	56	14.	1
Carbon tetrachloride	ND		ug/kg	37	7.8	1
1,2-Dichloropropane	ND		ug/kg	130	8.5	1
Dibromochloromethane	ND		ug/kg	37	5.7	1
1,1,2-Trichloroethane	ND		ug/kg	56	11.	1
Tetrachloroethene	ND		ug/kg	37	5.2	1
Chlorobenzene	ND		ug/kg	37	13.	1
Trichlorofluoromethane	ND		ug/kg	180	14.	1
1,2-Dichloroethane	ND		ug/kg	37	4.2	1
1,1,1-Trichloroethane	ND		ug/kg	37	4.1	1
Bromodichloromethane	ND		ug/kg	37	6.4	1
trans-1,3-Dichloropropene	ND		ug/kg	37	4.5	1
cis-1,3-Dichloropropene	ND		ug/kg	37	4.4	1
Bromoform	ND		ug/kg	150	8.8	1
1,1,2,2-Tetrachloroethane	ND		ug/kg	37	3.7	1
Benzene	ND		ug/kg	37	4.4	1
Toluene	ND		ug/kg	56	7.2	1
Ethylbenzene	ND		ug/kg	37	4.7	1
Chloromethane	ND		ug/kg	180	11.	1
Bromomethane	ND		ug/kg	74	12.	1
Vinyl chloride	ND		ug/kg	74	4.4	1
Chloroethane	ND		ug/kg	74	12.	1
1,1-Dichloroethene	ND		ug/kg	37	9.7	1
trans-1,2-Dichloroethene	ND		ug/kg	56	7.9	1
Trichloroethene	ND		ug/kg	37	4.6	1
1,2-Dichlorobenzene	ND		ug/kg	180	5.7	1
1,3-Dichlorobenzene	ND		ug/kg	180	5.0	1
1,4-Dichlorobenzene	ND		ug/kg	180	5.1	1

Project Name: CPG PHASE 4/5 **Lab Number:** L1706909

Project Number: 16.6669 **Report Date:** 03/15/17

SAMPLE RESULTS

Lab ID: L1706909-01 Date Collected: 03/06/17 12:05

Client ID: GP01_0-5 Date Received: 03/06/17

Sample Location: YONKERS, NY Field Prep: Not Specified

Parameter	Result	Qualifier	Units	RL	MDL	Dilution Factor
Volatile Organics by 8260/5035 - Westborough Lab						
Methyl tert butyl ether	ND		ug/kg	74	3.1	1
p/m-Xylene	ND		ug/kg	74	13.	1
o-Xylene	ND		ug/kg	74	12.	1
cis-1,2-Dichloroethene	ND		ug/kg	37	5.3	1
Styrene	ND		ug/kg	74	15.	1
Dichlorodifluoromethane	ND		ug/kg	370	7.1	1
Acetone	84	J	ug/kg	370	38.	1
Carbon disulfide	ND		ug/kg	370	41.	1
2-Butanone	ND		ug/kg	370	10.	1
4-Methyl-2-pentanone	ND		ug/kg	370	9.1	1
2-Hexanone	ND		ug/kg	370	25.	1
Bromochloromethane	ND		ug/kg	180	10.	1
1,2-Dibromoethane	ND		ug/kg	150	6.5	1
1,2-Dibromo-3-chloropropane	ND		ug/kg	180	15.	1
Isopropylbenzene	ND		ug/kg	37	3.8	1
1,2,3-Trichlorobenzene	ND		ug/kg	180	5.5	1
1,2,4-Trichlorobenzene	ND		ug/kg	180	6.8	1
Methyl Acetate	960		ug/kg	740	10.	1
Cyclohexane	ND		ug/kg	740	5.4	1
1,4-Dioxane	ND		ug/kg	1500	540	1
Freon-113	ND		ug/kg	740	10.	1
Methyl cyclohexane	ND		ug/kg	150	5.7	1

Project Name: CPG PHASE 4/5 **Lab Number:** L1706909

Project Number: 16.6669 **Report Date:** 03/15/17

SAMPLE RESULTS

Lab ID: L1706909-01 Date Collected: 03/06/17 12:05

Client ID: GP01_0-5 Date Received: 03/06/17

Sample Location: YONKERS, NY Field Prep: Not Specified

Parameter	Result	Qualifier	Units	RL	MDL	Dilution Factor
Volatile Organics by 8260/5035 - Westborough Lab						
Tentatively Identified Compounds						
Total TIC Compounds	7900	J	ug/kg			1
Unknown	721	J	ug/kg			1
Unknown Naphthalene	962	J	ug/kg			1
Unknown Aromatic	900	J	ug/kg			1
Unknown	894	J	ug/kg			1
Unknown	557	J	ug/kg			1
Unknown Aromatic	665	J	ug/kg			1
Unknown	814	J	ug/kg			1
Unknown Naphthalene	810	J	ug/kg			1
Unknown Naphthalene	856	J	ug/kg			1
Unknown Naphthalene	724	J	ug/kg			1

Surrogate	% Recovery	Qualifier	Acceptance Criteria
1,2-Dichloroethane-d4	106		70-130
Toluene-d8	98		70-130
4-Bromofluorobenzene	103		70-130
Dibromofluoromethane	102		70-130

Project Name: CPG PHASE 4/5 **Lab Number:** L1706909

Project Number: 16.6669 **Report Date:** 03/15/17

SAMPLE RESULTS

Lab ID:	L1706909-02	D	Date Collected:	03/06/17 13:45
Client ID:	GP01_5-7.5		Date Received:	03/06/17
Sample Location:	YONKERS, NY		Field Prep:	Not Specified
Matrix:	Soil			
Analytical Method:	1,8260C			
Analytical Date:	03/10/17 16:03			
Analyst:	BD			
Percent Solids:	90%			

Parameter	Result	Qualifier	Units	RL	MDL	Dilution Factor
Volatile Organics by 8260/5035 - Westborough Lab						
Methylene chloride	1600	J	ug/kg	12000	1300	20
1,1-Dichloroethane	ND		ug/kg	1700	99.	20
Chloroform	ND		ug/kg	1700	430	20
Carbon tetrachloride	ND		ug/kg	1200	240	20
1,2-Dichloropropane	ND		ug/kg	4000	260	20
Dibromochloromethane	ND		ug/kg	1200	180	20
1,1,2-Trichloroethane	ND		ug/kg	1700	350	20
Tetrachloroethene	ND		ug/kg	1200	160	20
Chlorobenzene	ND		ug/kg	1200	400	20
Trichlorofluoromethane	ND		ug/kg	5800	450	20
1,2-Dichloroethane	ND		ug/kg	1200	130	20
1,1,1-Trichloroethane	ND		ug/kg	1200	130	20
Bromodichloromethane	ND		ug/kg	1200	200	20
trans-1,3-Dichloropropene	ND		ug/kg	1200	140	20
cis-1,3-Dichloropropene	ND		ug/kg	1200	140	20
Bromoform	ND		ug/kg	4600	270	20
1,1,2,2-Tetrachloroethane	ND		ug/kg	1200	120	20
Benzene	ND		ug/kg	1200	140	20
Toluene	ND		ug/kg	1700	220	20
Ethylbenzene	260	J	ug/kg	1200	150	20
Chloromethane	ND		ug/kg	5800	340	20
Bromomethane	ND		ug/kg	2300	390	20
Vinyl chloride	ND		ug/kg	2300	140	20
Chloroethane	ND		ug/kg	2300	370	20
1,1-Dichloroethene	ND		ug/kg	1200	300	20
trans-1,2-Dichloroethene	ND		ug/kg	1700	240	20
Trichloroethene	ND		ug/kg	1200	140	20
1,2-Dichlorobenzene	ND		ug/kg	5800	180	20
1,3-Dichlorobenzene	ND		ug/kg	5800	160	20
1,4-Dichlorobenzene	ND		ug/kg	5800	160	20

Project Name: CPG PHASE 4/5 **Lab Number:** L1706909

Project Number: 16.6669 **Report Date:** 03/15/17

SAMPLE RESULTS

Lab ID: L1706909-02 D Date Collected: 03/06/17 13:45

Client ID: GP01_5-7.5 Date Received: 03/06/17

Sample Location: YONKERS, NY Field Prep: Not Specified

Parameter	Result	Qualifier	Units	RL	MDL	Dilution Factor
Volatile Organics by 8260/5035 - Westborough Lab						
Methyl tert butyl ether	ND		ug/kg	2300	98.	20
p/m-Xylene	ND		ug/kg	2300	410	20
o-Xylene	ND		ug/kg	2300	390	20
cis-1,2-Dichloroethene	ND		ug/kg	1200	160	20
Styrene	ND		ug/kg	2300	470	20
Dichlorodifluoromethane	ND		ug/kg	12000	220	20
Acetone	ND		ug/kg	12000	1200	20
Carbon disulfide	ND		ug/kg	12000	1300	20
2-Butanone	ND		ug/kg	12000	320	20
4-Methyl-2-pentanone	ND		ug/kg	12000	280	20
2-Hexanone	ND		ug/kg	12000	770	20
Bromochloromethane	ND		ug/kg	5800	320	20
1,2-Dibromoethane	ND		ug/kg	4600	200	20
1,2-Dibromo-3-chloropropane	ND		ug/kg	5800	460	20
Isopropylbenzene	440	J	ug/kg	1200	120	20
1,2,3-Trichlorobenzene	ND		ug/kg	5800	170	20
1,2,4-Trichlorobenzene	ND		ug/kg	5800	210	20
Methyl Acetate	ND		ug/kg	23000	310	20
Cyclohexane	ND		ug/kg	23000	170	20
1,4-Dioxane	ND		ug/kg	46000	17000	20
Freon-113	ND		ug/kg	23000	320	20
Methyl cyclohexane	ND		ug/kg	4600	180	20

Project Name: CPG PHASE 4/5 **Lab Number:** L1706909

Project Number: 16.6669 **Report Date:** 03/15/17

SAMPLE RESULTS

Lab ID: L1706909-02 D Date Collected: 03/06/17 13:45

Client ID: GP01_5-7.5 Date Received: 03/06/17

Sample Location: YONKERS, NY Field Prep: Not Specified

Parameter	Result	Qualifier	Units	RL	MDL	Dilution Factor
Volatile Organics by 8260/5035 - Westborough Lab						
Tentatively Identified Compounds						
Total TIC Compounds	975000	J	ug/kg			20
Unknown	82200	J	ug/kg			20
Unknown Naphthalene	72600	J	ug/kg			20
Unknown	75800	J	ug/kg			20
Unknown	95100	J	ug/kg			20
Unknown	85600	J	ug/kg			20
Unknown Naphthalene	121000	J	ug/kg			20
Unknown Aromatic	132000	J	ug/kg			20
Unknown Naphthalene	79500	J	ug/kg			20
Unknown	127000	J	ug/kg			20
Benzene, (1-methyl-1-butenyl)-	104000	NJ	ug/kg			20

Surrogate	% Recovery	Qualifier	Acceptance Criteria
1,2-Dichloroethane-d4	103		70-130
Toluene-d8	98		70-130
4-Bromofluorobenzene	105		70-130
Dibromofluoromethane	102		70-130

Project Name: CPG PHASE 4/5 **Lab Number:** L1706909

Project Number: 16.6669 **Report Date:** 03/15/17

SAMPLE RESULTS

Lab ID:	L1706909-03	Date Collected:	03/07/17 08:30
Client ID:	GP02_0-5	Date Received:	03/07/17
Sample Location:	YONKERS, NY	Field Prep:	Not Specified
Matrix:	Soil		
Analytical Method:	1,8260C		
Analytical Date:	03/10/17 12:25		
Analyst:	BD		
Percent Solids:	85%		

Parameter	Result	Qualifier	Units	RL	MDL	Dilution Factor
Volatile Organics by 8260/5035 - Westborough Lab						
Methylene chloride	ND		ug/kg	8.3	0.92	1
1,1-Dichloroethane	ND		ug/kg	1.2	0.07	1
Chloroform	ND		ug/kg	1.2	0.31	1
Carbon tetrachloride	ND		ug/kg	0.83	0.17	1
1,2-Dichloropropane	ND		ug/kg	2.9	0.19	1
Dibromochloromethane	ND		ug/kg	0.83	0.13	1
1,1,2-Trichloroethane	ND		ug/kg	1.2	0.25	1
Tetrachloroethene	ND		ug/kg	0.83	0.12	1
Chlorobenzene	ND		ug/kg	0.83	0.29	1
Trichlorofluoromethane	ND		ug/kg	4.2	0.32	1
1,2-Dichloroethane	ND		ug/kg	0.83	0.09	1
1,1,1-Trichloroethane	ND		ug/kg	0.83	0.09	1
Bromodichloromethane	ND		ug/kg	0.83	0.14	1
trans-1,3-Dichloropropene	ND		ug/kg	0.83	0.10	1
cis-1,3-Dichloropropene	ND		ug/kg	0.83	0.10	1
Bromoform	ND		ug/kg	3.3	0.20	1
1,1,2,2-Tetrachloroethane	ND		ug/kg	0.83	0.08	1
Benzene	ND		ug/kg	0.83	0.10	1
Toluene	ND		ug/kg	1.2	0.16	1
Ethylbenzene	ND		ug/kg	0.83	0.10	1
Chloromethane	ND		ug/kg	4.2	0.24	1
Bromomethane	ND		ug/kg	1.7	0.28	1
Vinyl chloride	ND		ug/kg	1.7	0.10	1
Chloroethane	ND		ug/kg	1.7	0.26	1
1,1-Dichloroethene	ND		ug/kg	0.83	0.22	1
trans-1,2-Dichloroethene	ND		ug/kg	1.2	0.18	1
Trichloroethene	ND		ug/kg	0.83	0.10	1
1,2-Dichlorobenzene	ND		ug/kg	4.2	0.13	1
1,3-Dichlorobenzene	ND		ug/kg	4.2	0.11	1
1,4-Dichlorobenzene	ND		ug/kg	4.2	0.11	1

Project Name: CPG PHASE 4/5 **Lab Number:** L1706909

Project Number: 16.6669 **Report Date:** 03/15/17

SAMPLE RESULTS

Lab ID: L1706909-03 Date Collected: 03/07/17 08:30

Client ID: GP02_0-5 Date Received: 03/07/17

Sample Location: YONKERS, NY Field Prep: Not Specified

Parameter	Result	Qualifier	Units	RL	MDL	Dilution Factor
Volatile Organics by 8260/5035 - Westborough Lab						
Methyl tert butyl ether	ND		ug/kg	1.7	0.07	1
p/m-Xylene	ND		ug/kg	1.7	0.29	1
o-Xylene	ND		ug/kg	1.7	0.28	1
cis-1,2-Dichloroethene	ND		ug/kg	0.83	0.12	1
Styrene	ND		ug/kg	1.7	0.33	1
Dichlorodifluoromethane	ND		ug/kg	8.3	0.16	1
Acetone	2.4	J	ug/kg	8.3	0.86	1
Carbon disulfide	ND		ug/kg	8.3	0.92	1
2-Butanone	ND		ug/kg	8.3	0.22	1
4-Methyl-2-pentanone	ND		ug/kg	8.3	0.20	1
2-Hexanone	ND		ug/kg	8.3	0.55	1
Bromochloromethane	ND		ug/kg	4.2	0.23	1
1,2-Dibromoethane	ND		ug/kg	3.3	0.14	1
1,2-Dibromo-3-chloropropane	ND		ug/kg	4.2	0.33	1
Isopropylbenzene	ND		ug/kg	0.83	0.09	1
1,2,3-Trichlorobenzene	ND		ug/kg	4.2	0.12	1
1,2,4-Trichlorobenzene	ND		ug/kg	4.2	0.15	1
Methyl Acetate	ND		ug/kg	17	0.22	1
Cyclohexane	ND		ug/kg	17	0.12	1
1,4-Dioxane	ND		ug/kg	33	12.	1
Freon-113	ND		ug/kg	17	0.23	1
Methyl cyclohexane	ND		ug/kg	3.3	0.13	1

Tentatively Identified Compounds

No Tentatively Identified Compounds	ND	ug/kg	1

Surrogate	% Recovery	Qualifier	Acceptance Criteria
1,2-Dichloroethane-d4	95		70-130
Toluene-d8	96		70-130
4-Bromofluorobenzene	98		70-130
Dibromofluoromethane	97		70-130

Project Name: CPG PHASE 4/5 **Lab Number:** L1706909

Project Number: 16.6669 **Report Date:** 03/15/17

SAMPLE RESULTS

Lab ID:	L1706909-04	Date Collected:	03/07/17 11:10
Client ID:	GP03_0-5	Date Received:	03/07/17
Sample Location:	YONKERS, NY	Field Prep:	Not Specified
Matrix:	Soil		
Analytical Method:	1,8260C		
Analytical Date:	03/10/17 13:17		
Analyst:	BD		
Percent Solids:	88%		

Parameter	Result	Qualifier	Units	RL	MDL	Dilution Factor
Volatile Organics by 8260/5035 - Westborough Lab						
Methylene chloride	ND		ug/kg	9.6	1.1	1
1,1-Dichloroethane	ND		ug/kg	1.4	0.08	1
Chloroform	ND		ug/kg	1.4	0.36	1
Carbon tetrachloride	ND		ug/kg	0.96	0.20	1
1,2-Dichloropropane	ND		ug/kg	3.4	0.22	1
Dibromochloromethane	ND		ug/kg	0.96	0.15	1
1,1,2-Trichloroethane	ND		ug/kg	1.4	0.29	1
Tetrachloroethene	ND		ug/kg	0.96	0.13	1
Chlorobenzene	ND		ug/kg	0.96	0.33	1
Trichlorofluoromethane	ND		ug/kg	4.8	0.37	1
1,2-Dichloroethane	ND		ug/kg	0.96	0.11	1
1,1,1-Trichloroethane	ND		ug/kg	0.96	0.11	1
Bromodichloromethane	ND		ug/kg	0.96	0.17	1
trans-1,3-Dichloropropene	ND		ug/kg	0.96	0.12	1
cis-1,3-Dichloropropene	ND		ug/kg	0.96	0.11	1
Bromoform	ND		ug/kg	3.8	0.23	1
1,1,2,2-Tetrachloroethane	ND		ug/kg	0.96	0.10	1
Benzene	ND		ug/kg	0.96	0.11	1
Toluene	ND		ug/kg	1.4	0.19	1
Ethylbenzene	ND		ug/kg	0.96	0.12	1
Chloromethane	ND		ug/kg	4.8	0.28	1
Bromomethane	ND		ug/kg	1.9	0.32	1
Vinyl chloride	ND		ug/kg	1.9	0.11	1
Chloroethane	ND		ug/kg	1.9	0.30	1
1,1-Dichloroethene	ND		ug/kg	0.96	0.25	1
trans-1,2-Dichloroethene	ND		ug/kg	1.4	0.20	1
Trichloroethene	ND		ug/kg	0.96	0.12	1
1,2-Dichlorobenzene	ND		ug/kg	4.8	0.15	1
1,3-Dichlorobenzene	ND		ug/kg	4.8	0.13	1
1,4-Dichlorobenzene	ND		ug/kg	4.8	0.13	1

Project Name: CPG PHASE 4/5 **Lab Number:** L1706909

Project Number: 16.6669 **Report Date:** 03/15/17

SAMPLE RESULTS

Lab ID: L1706909-04 Date Collected: 03/07/17 11:10

Client ID: GP03_0-5 Date Received: 03/07/17

Sample Location: YONKERS, NY Field Prep: Not Specified

Parameter	Result	Qualifier	Units	RL	MDL	Dilution Factor
Volatile Organics by 8260/5035 - Westborough Lab						
Methyl tert butyl ether	ND		ug/kg	1.9	0.08	1
p/m-Xylene	ND		ug/kg	1.9	0.34	1
o-Xylene	ND		ug/kg	1.9	0.32	1
cis-1,2-Dichloroethene	ND		ug/kg	0.96	0.14	1
Styrene	ND		ug/kg	1.9	0.39	1
Dichlorodifluoromethane	ND		ug/kg	9.6	0.18	1
Acetone	59		ug/kg	9.6	1.0	1
Carbon disulfide	ND		ug/kg	9.6	1.0	1
2-Butanone	ND		ug/kg	9.6	0.26	1
4-Methyl-2-pentanone	ND		ug/kg	9.6	0.23	1
2-Hexanone	ND		ug/kg	9.6	0.64	1
Bromochloromethane	ND		ug/kg	4.8	0.26	1
1,2-Dibromoethane	ND		ug/kg	3.8	0.17	1
1,2-Dibromo-3-chloropropane	ND		ug/kg	4.8	0.38	1
Isopropylbenzene	ND		ug/kg	0.96	0.10	1
1,2,3-Trichlorobenzene	ND		ug/kg	4.8	0.14	1
1,2,4-Trichlorobenzene	ND		ug/kg	4.8	0.17	1
Methyl Acetate	ND		ug/kg	19	0.26	1
Cyclohexane	ND		ug/kg	19	0.14	1
1,4-Dioxane	ND		ug/kg	38	14.	1
Freon-113	ND		ug/kg	19	0.26	1
Methyl cyclohexane	ND		ug/kg	3.8	0.15	1

Tentatively Identified Compounds				
Total TIC Compounds	21.2	J	ug/kg	1
Unknown	3.82	J	ug/kg	1
Unknown	17.4	J	ug/kg	1

Surrogate	% Recovery	Qualifier	Acceptance Criteria
1,2-Dichloroethane-d4	114		70-130
Toluene-d8	92		70-130
4-Bromofluorobenzene	93		70-130
Dibromofluoromethane	72		70-130

Project Name: CPG PHASE 4/5 **Lab Number:** L1706909

Project Number: 16.6669 **Report Date:** 03/15/17

SAMPLE RESULTS

Lab ID:	L1706909-05	Date Collected:	03/07/17 11:20
Client ID:	178GP01_0-2.5	Date Received:	03/07/17
Sample Location:	YONKERS, NY	Field Prep:	Not Specified
Matrix:	Soil		
Analytical Method:	1,8260C		
Analytical Date:	03/10/17 13:43		
Analyst:	BD		
Percent Solids:	91%		

Parameter	Result	Qualifier	Units	RL	MDL	Dilution Factor
Volatile Organics by 8260/5035 - Westborough Lab						
Methylene chloride	ND		ug/kg	8.6	0.95	1
1,1-Dichloroethane	ND		ug/kg	1.3	0.07	1
Chloroform	ND		ug/kg	1.3	0.32	1
Carbon tetrachloride	ND		ug/kg	0.86	0.18	1
1,2-Dichloropropane	ND		ug/kg	3.0	0.20	1
Dibromochloromethane	ND		ug/kg	0.86	0.13	1
1,1,2-Trichloroethane	ND		ug/kg	1.3	0.26	1
Tetrachloroethene	ND		ug/kg	0.86	0.12	1
Chlorobenzene	ND		ug/kg	0.86	0.30	1
Trichlorofluoromethane	ND		ug/kg	4.3	0.33	1
1,2-Dichloroethane	ND		ug/kg	0.86	0.10	1
1,1,1-Trichloroethane	ND		ug/kg	0.86	0.10	1
Bromodichloromethane	ND		ug/kg	0.86	0.15	1
trans-1,3-Dichloropropene	ND		ug/kg	0.86	0.10	1
cis-1,3-Dichloropropene	ND		ug/kg	0.86	0.10	1
Bromoform	ND		ug/kg	3.4	0.20	1
1,1,2,2-Tetrachloroethane	ND		ug/kg	0.86	0.09	1
Benzene	ND		ug/kg	0.86	0.10	1
Toluene	ND		ug/kg	1.3	0.17	1
Ethylbenzene	ND		ug/kg	0.86	0.11	1
Chloromethane	ND		ug/kg	4.3	0.25	1
Bromomethane	ND		ug/kg	1.7	0.29	1
Vinyl chloride	ND		ug/kg	1.7	0.10	1
Chloroethane	ND		ug/kg	1.7	0.27	1
1,1-Dichloroethene	ND		ug/kg	0.86	0.22	1
trans-1,2-Dichloroethene	ND		ug/kg	1.3	0.18	1
Trichloroethene	ND		ug/kg	0.86	0.11	1
1,2-Dichlorobenzene	ND		ug/kg	4.3	0.13	1
1,3-Dichlorobenzene	ND		ug/kg	4.3	0.12	1
1,4-Dichlorobenzene	ND		ug/kg	4.3	0.12	1

Project Name: CPG PHASE 4/5 **Lab Number:** L1706909

Project Number: 16.6669 **Report Date:** 03/15/17

SAMPLE RESULTS

Lab ID: L1706909-05 Date Collected: 03/07/17 11:20

Client ID: 178GP01_0-2.5 Date Received: 03/07/17

Sample Location: YONKERS, NY Field Prep: Not Specified

Parameter	Result	Qualifier	Units	RL	MDL	Dilution Factor
Volatile Organics by 8260/5035 - Westborough Lab						
Methyl tert butyl ether	ND		ug/kg	1.7	0.07	1
p/m-Xylene	ND		ug/kg	1.7	0.30	1
o-Xylene	ND		ug/kg	1.7	0.29	1
cis-1,2-Dichloroethene	ND		ug/kg	0.86	0.12	1
Styrene	ND		ug/kg	1.7	0.34	1
Dichlorodifluoromethane	ND		ug/kg	8.6	0.16	1
Acetone	15		ug/kg	8.6	0.89	1
Carbon disulfide	2.2	J	ug/kg	8.6	0.95	1
2-Butanone	ND		ug/kg	8.6	0.23	1
4-Methyl-2-pentanone	ND		ug/kg	8.6	0.21	1
2-Hexanone	ND		ug/kg	8.6	0.57	1
Bromochloromethane	ND		ug/kg	4.3	0.24	1
1,2-Dibromoethane	ND		ug/kg	3.4	0.15	1
1,2-Dibromo-3-chloropropane	ND		ug/kg	4.3	0.34	1
Isopropylbenzene	ND		ug/kg	0.86	0.09	1
1,2,3-Trichlorobenzene	ND		ug/kg	4.3	0.13	1
1,2,4-Trichlorobenzene	ND		ug/kg	4.3	0.16	1
Methyl Acetate	ND		ug/kg	17	0.23	1
Cyclohexane	ND		ug/kg	17	0.12	1
1,4-Dioxane	ND		ug/kg	34	12.	1
Freon-113	ND		ug/kg	17	0.24	1
Methyl cyclohexane	ND		ug/kg	3.4	0.13	1

Tentatively Identified Compounds

No Tentatively Identified Compounds	ND	ug/kg	1

Surrogate	% Recovery	Qualifier	Acceptance Criteria
1,2-Dichloroethane-d4	101		70-130
Toluene-d8	95		70-130
4-Bromofluorobenzene	99		70-130
Dibromofluoromethane	**53**	Q	70-130

Project Name: CPG PHASE 4/5 **Lab Number:** L1706909

Project Number: 16.6669 **Report Date:** 03/15/17

SAMPLE RESULTS

Lab ID:	L1706909-06	Date Collected:	03/07/17 13:20
Client ID:	178GP02_2.5-5	Date Received:	03/07/17
Sample Location:	YONKERS, NY	Field Prep:	Not Specified
Matrix:	Soil		
Analytical Method:	1,8260C		
Analytical Date:	03/10/17 16:29		
Analyst:	BD		
Percent Solids:	88%		

Parameter	Result	Qualifier	Units	RL	MDL	Dilution Factor
Volatile Organics by 8260/5035 - Westborough Lab						
Methylene chloride	ND		ug/kg	520	57.	1
1,1-Dichloroethane	ND		ug/kg	78	4.4	1
Chloroform	ND		ug/kg	78	19.	1
Carbon tetrachloride	ND		ug/kg	52	11.	1
1,2-Dichloropropane	ND		ug/kg	180	12.	1
Dibromochloromethane	ND		ug/kg	52	8.0	1
1,1,2-Trichloroethane	ND		ug/kg	78	16.	1
Tetrachloroethene	ND		ug/kg	52	7.3	1
Chlorobenzene	ND		ug/kg	52	18.	1
Trichlorofluoromethane	ND		ug/kg	260	20.	1
1,2-Dichloroethane	ND		ug/kg	52	5.9	1
1,1,1-Trichloroethane	ND		ug/kg	52	5.8	1
Bromodichloromethane	ND		ug/kg	52	9.0	1
trans-1,3-Dichloropropene	ND		ug/kg	52	6.3	1
cis-1,3-Dichloropropene	ND		ug/kg	52	6.1	1
Bromoform	ND		ug/kg	210	12.	1
1,1,2,2-Tetrachloroethane	ND		ug/kg	52	5.2	1
Benzene	25	J	ug/kg	52	6.1	1
Toluene	92		ug/kg	78	10.	1
Ethylbenzene	220		ug/kg	52	6.6	1
Chloromethane	ND		ug/kg	260	15.	1
Bromomethane	ND		ug/kg	100	18.	1
Vinyl chloride	ND		ug/kg	100	6.1	1
Chloroethane	ND		ug/kg	100	16.	1
1,1-Dichloroethene	ND		ug/kg	52	14.	1
trans-1,2-Dichloroethene	ND		ug/kg	78	11.	1
Trichloroethene	ND		ug/kg	52	6.5	1
1,2-Dichlorobenzene	ND		ug/kg	260	8.0	1
1,3-Dichlorobenzene	ND		ug/kg	260	7.0	1
1,4-Dichlorobenzene	ND		ug/kg	260	7.2	1

Project Name: CPG PHASE 4/5 **Lab Number:** L1706909

Project Number: 16.6669 **Report Date:** 03/15/17

SAMPLE RESULTS

Lab ID: L1706909-06 Date Collected: 03/07/17 13:20

Client ID: 178GP02_2.5-5 Date Received: 03/07/17

Sample Location: YONKERS, NY Field Prep: Not Specified

Parameter	Result	Qualifier	Units	RL	MDL	Dilution Factor
Volatile Organics by 8260/5035 - Westborough Lab						
Methyl tert butyl ether	ND		ug/kg	100	4.4	1
p/m-Xylene	440		ug/kg	100	18.	1
o-Xylene	170		ug/kg	100	18.	1
cis-1,2-Dichloroethene	ND		ug/kg	52	7.4	1
Styrene	ND		ug/kg	100	21.	1
Dichlorodifluoromethane	ND		ug/kg	520	9.9	1
Acetone	ND		ug/kg	520	54.	1
Carbon disulfide	ND		ug/kg	520	57.	1
2-Butanone	ND		ug/kg	520	14.	1
4-Methyl-2-pentanone	ND		ug/kg	520	13.	1
2-Hexanone	ND		ug/kg	520	34.	1
Bromochloromethane	ND		ug/kg	260	14.	1
1,2-Dibromoethane	ND		ug/kg	210	9.0	1
1,2-Dibromo-3-chloropropane	ND		ug/kg	260	20.	1
Isopropylbenzene	49	J	ug/kg	52	5.4	1
1,2,3-Trichlorobenzene	ND		ug/kg	260	7.7	1
1,2,4-Trichlorobenzene	ND		ug/kg	260	9.4	1
Methyl Acetate	140	J	ug/kg	1000	14.	1
Cyclohexane	ND		ug/kg	1000	7.6	1
1,4-Dioxane	ND		ug/kg	2100	750	1
Freon-113	ND		ug/kg	1000	14.	1
Methyl cyclohexane	260		ug/kg	210	8.0	1

Project Name: CPG PHASE 4/5 **Lab Number:** L1706909

Project Number: 16.6669 **Report Date:** 03/15/17

SAMPLE RESULTS

Lab ID: L1706909-06 Date Collected: 03/07/17 13:20

Client ID: 178GP02_2.5-5 Date Received: 03/07/17

Sample Location: YONKERS, NY Field Prep: Not Specified

Parameter	Result	Qualifier	Units	RL	MDL	Dilution Factor
Volatile Organics by 8260/5035 - Westborough Lab						
Tentatively Identified Compounds						
Total TIC Compounds	5560	J	ug/kg			1
Unknown	584	J	ug/kg			1
Unknown Naphthalene	858	J	ug/kg			1
Pentane, 2,3,4-trimethyl-	418	NJ	ug/kg			1
Unknown	687	J	ug/kg			1
Unknown Aromatic	508	J	ug/kg			1
Unknown	435	J	ug/kg			1
Unknown Naphthalene	426	J	ug/kg			1
Unknown Naphthalene	422	J	ug/kg			1
Unknown Aromatic	599	J	ug/kg			1
Unknown	618	J	ug/kg			1

Surrogate	% Recovery	Qualifier	Acceptance Criteria
1,2-Dichloroethane-d4	102		70-130
Toluene-d8	99		70-130
4-Bromofluorobenzene	105		70-130
Dibromofluoromethane	100		70-130

Project Name: CPG PHASE 4/5 **Lab Number:** L1706909

Project Number: 16.6669 **Report Date:** 03/15/17

SAMPLE RESULTS

Lab ID:	L1706909-08	D	Date Collected:	03/07/17 13:30
Client ID:	178GP03_2.5-5		Date Received:	03/07/17
Sample Location:	YONKERS, NY		Field Prep:	Not Specified
Matrix:	Soil			
Analytical Method:	1,8260C			
Analytical Date:	03/10/17 16:55			
Analyst:	BD			
Percent Solids:	88%			

Parameter	Result	Qualifier	Units	RL	MDL	Dilution Factor
Volatile Organics by 8260/5035 - Westborough Lab						
Methylene chloride	ND		ug/kg	1900	210	4
1,1-Dichloroethane	ND		ug/kg	290	16.	4
Chloroform	ND		ug/kg	290	71.	4
Carbon tetrachloride	ND		ug/kg	190	40.	4
1,2-Dichloropropane	ND		ug/kg	680	44.	4
Dibromochloromethane	ND		ug/kg	190	30.	4
1,1,2-Trichloroethane	ND		ug/kg	290	59.	4
Tetrachloroethene	ND		ug/kg	190	27.	4
Chlorobenzene	ND		ug/kg	190	67.	4
Trichlorofluoromethane	ND		ug/kg	960	75.	4
1,2-Dichloroethane	ND		ug/kg	190	22.	4
1,1,1-Trichloroethane	ND		ug/kg	190	21.	4
Bromodichloromethane	ND		ug/kg	190	33.	4
trans-1,3-Dichloropropene	ND		ug/kg	190	23.	4
cis-1,3-Dichloropropene	ND		ug/kg	190	23.	4
Bromoform	ND		ug/kg	770	46.	4
1,1,2,2-Tetrachloroethane	ND		ug/kg	190	19.	4
Benzene	480		ug/kg	190	23.	4
Toluene	2800		ug/kg	290	38.	4
Ethylbenzene	9600		ug/kg	190	24.	4
Chloromethane	ND		ug/kg	960	57.	4
Bromomethane	ND		ug/kg	390	65.	4
Vinyl chloride	ND		ug/kg	390	23.	4
Chloroethane	ND		ug/kg	390	61.	4
1,1-Dichloroethene	ND		ug/kg	190	50.	4
trans-1,2-Dichloroethene	ND		ug/kg	290	41.	4
Trichloroethene	ND		ug/kg	190	24.	4
1,2-Dichlorobenzene	ND		ug/kg	960	30.	4
1,3-Dichlorobenzene	ND		ug/kg	960	26.	4
1,4-Dichlorobenzene	ND		ug/kg	960	27.	4

Project Name: CPG PHASE 4/5 **Lab Number:** L1706909

Project Number: 16.6669 **Report Date:** 03/15/17

SAMPLE RESULTS

Lab ID: L1706909-08 D Date Collected: 03/07/17 13:30

Client ID: 178GP03_2.5-5 Date Received: 03/07/17

Sample Location: YONKERS, NY Field Prep: Not Specified

Parameter	Result	Qualifier	Units	RL	MDL	Dilution Factor
Volatile Organics by 8260/5035 - Westborough Lab						
Methyl tert butyl ether	ND		ug/kg	390	16.	4
p/m-Xylene	19000		ug/kg	390	68.	4
o-Xylene	4700		ug/kg	390	65.	4
cis-1,2-Dichloroethene	ND		ug/kg	190	28.	4
Styrene	ND		ug/kg	390	78.	4
Dichlorodifluoromethane	ND		ug/kg	1900	37.	4
Acetone	ND		ug/kg	1900	200	4
Carbon disulfide	ND		ug/kg	1900	210	4
2-Butanone	ND		ug/kg	1900	52.	4
4-Methyl-2-pentanone	ND		ug/kg	1900	47.	4
2-Hexanone	ND		ug/kg	1900	130	4
Bromochloromethane	ND		ug/kg	960	53.	4
1,2-Dibromoethane	ND		ug/kg	770	34.	4
1,2-Dibromo-3-chloropropane	ND		ug/kg	960	76.	4
Isopropylbenzene	2400		ug/kg	190	20.	4
1,2,3-Trichlorobenzene	ND		ug/kg	960	28.	4
1,2,4-Trichlorobenzene	ND		ug/kg	960	35.	4
Methyl Acetate	ND		ug/kg	3900	52.	4
Cyclohexane	ND		ug/kg	3900	28.	4
1,4-Dioxane	ND		ug/kg	7700	2800	4
Freon-113	ND		ug/kg	3900	53.	4
Methyl cyclohexane	5900		ug/kg	770	30.	4

Project Name: CPG PHASE 4/5 **Lab Number:** L1706909

Project Number: 16.6669 **Report Date:** 03/15/17

SAMPLE RESULTS

Lab ID: L1706909-08 D Date Collected: 03/07/17 13:30

Client ID: 178GP03_2.5-5 Date Received: 03/07/17

Sample Location: YONKERS, NY Field Prep: Not Specified

Parameter	Result	Qualifier	Units	RL	MDL	Dilution Factor
Volatile Organics by 8260/5035 - Westborough Lab						
Tentatively Identified Compounds						
Total TIC Compounds	138000	J	ug/kg			4
Unknown	25600	J	ug/kg			4
Unknown	8990	J	ug/kg			4
Unknown Benzene	15000	J	ug/kg			4
Unknown	13400	J	ug/kg			4
Unknown	17600	J	ug/kg			4
Unknown Benzene	10000	J	ug/kg			4
Unknown Benzene	12000	J	ug/kg			4
Unknown Aromatic	14000	J	ug/kg			4
Unknown Benzene	12100	J	ug/kg			4
Pentane, 2,3,4-trimethyl-	9710	NJ	ug/kg			4

Surrogate	% Recovery	Qualifier	Acceptance Criteria
1,2-Dichloroethane-d4	106		70-130
Toluene-d8	100		70-130
4-Bromofluorobenzene	119		70-130
Dibromofluoromethane	97		70-130

Project Name: CPG PHASE 4/5 **Lab Number:** L1706909

Project Number: 16.6669 **Report Date:** 03/15/17

SAMPLE RESULTS

Lab ID:	L1706909-09	Date Collected:	03/07/17 14:15
Client ID:	178GP04_0-5	Date Received:	03/07/17
Sample Location:	YONKERS, NY	Field Prep:	Not Specified
Matrix:	Soil		
Analytical Method:	1,8260C		
Analytical Date:	03/10/17 14:09		
Analyst:	BD		
Percent Solids:	89%		

Parameter	Result	Qualifier	Units	RL	MDL	Dilution Factor
Volatile Organics by 8260/5035 - Westborough Lab						
Methylene chloride	ND		ug/kg	9.0	0.99	1
1,1-Dichloroethane	ND		ug/kg	1.3	0.08	1
Chloroform	ND		ug/kg	1.3	0.33	1
Carbon tetrachloride	ND		ug/kg	0.90	0.19	1
1,2-Dichloropropane	ND		ug/kg	3.1	0.20	1
Dibromochloromethane	ND		ug/kg	0.90	0.14	1
1,1,2-Trichloroethane	ND		ug/kg	1.3	0.27	1
Tetrachloroethene	ND		ug/kg	0.90	0.12	1
Chlorobenzene	ND		ug/kg	0.90	0.31	1
Trichlorofluoromethane	ND		ug/kg	4.5	0.35	1
1,2-Dichloroethane	ND		ug/kg	0.90	0.10	1
1,1,1-Trichloroethane	ND		ug/kg	0.90	0.10	1
Bromodichloromethane	ND		ug/kg	0.90	0.16	1
trans-1,3-Dichloropropene	ND		ug/kg	0.90	0.11	1
cis-1,3-Dichloropropene	ND		ug/kg	0.90	0.10	1
Bromoform	ND		ug/kg	3.6	0.21	1
1,1,2,2-Tetrachloroethane	ND		ug/kg	0.90	0.09	1
Benzene	2.7		ug/kg	0.90	0.10	1
Toluene	0.48	J	ug/kg	1.3	0.17	1
Ethylbenzene	1.5		ug/kg	0.90	0.11	1
Chloromethane	ND		ug/kg	4.5	0.26	1
Bromomethane	ND		ug/kg	1.8	0.30	1
Vinyl chloride	ND		ug/kg	1.8	0.10	1
Chloroethane	ND		ug/kg	1.8	0.28	1
1,1-Dichloroethene	ND		ug/kg	0.90	0.23	1
trans-1,2-Dichloroethene	ND		ug/kg	1.3	0.19	1
Trichloroethene	ND		ug/kg	0.90	0.11	1
1,2-Dichlorobenzene	ND		ug/kg	4.5	0.14	1
1,3-Dichlorobenzene	ND		ug/kg	4.5	0.12	1
1,4-Dichlorobenzene	ND		ug/kg	4.5	0.12	1

Project Name: CPG PHASE 4/5 **Lab Number:** L1706909

Project Number: 16.6669 **Report Date:** 03/15/17

SAMPLE RESULTS

Lab ID: L1706909-09 Date Collected: 03/07/17 14:15

Client ID: 178GP04_0-5 Date Received: 03/07/17

Sample Location: YONKERS, NY Field Prep: Not Specified

Parameter	Result	Qualifier	Units	RL	MDL	Dilution Factor
Volatile Organics by 8260/5035 - Westborough Lab						
Methyl tert butyl ether	ND		ug/kg	1.8	0.08	1
p/m-Xylene	10		ug/kg	1.8	0.31	1
o-Xylene	0.37	J	ug/kg	1.8	0.30	1
cis-1,2-Dichloroethene	ND		ug/kg	0.90	0.13	1
Styrene	ND		ug/kg	1.8	0.36	1
Dichlorodifluoromethane	ND		ug/kg	9.0	0.17	1
Acetone	38		ug/kg	9.0	0.93	1
Carbon disulfide	ND		ug/kg	9.0	0.99	1
2-Butanone	ND		ug/kg	9.0	0.24	1
4-Methyl-2-pentanone	ND		ug/kg	9.0	0.22	1
2-Hexanone	ND		ug/kg	9.0	0.60	1
Bromochloromethane	ND		ug/kg	4.5	0.25	1
1,2-Dibromoethane	ND		ug/kg	3.6	0.16	1
1,2-Dibromo-3-chloropropane	ND		ug/kg	4.5	0.35	1
Isopropylbenzene	8.8		ug/kg	0.90	0.09	1
1,2,3-Trichlorobenzene	ND		ug/kg	4.5	0.13	1
1,2,4-Trichlorobenzene	ND		ug/kg	4.5	0.16	1
Methyl Acetate	ND		ug/kg	18	0.24	1
Cyclohexane	ND		ug/kg	18	0.13	1
1,4-Dioxane	ND		ug/kg	36	13.	1
Freon-113	ND		ug/kg	18	0.24	1
Methyl cyclohexane	25		ug/kg	3.6	0.14	1

Project Name: CPG PHASE 4/5 **Lab Number:** L1706909

Project Number: 16.6669 **Report Date:** 03/15/17

SAMPLE RESULTS

Lab ID: L1706909-09 Date Collected: 03/07/17 14:15

Client ID: 178GP04_0-5 Date Received: 03/07/17

Sample Location: YONKERS, NY Field Prep: Not Specified

Parameter	Result	Qualifier	Units	RL	MDL	Dilution Factor
Volatile Organics by 8260/5035 - Westborough Lab						
Tentatively Identified Compounds						
Total TIC Compounds	216	J	ug/kg			1
Unknown	15.9	J	ug/kg			1
Unknown Benzene	19.9	J	ug/kg			1
Unknown	30.3	J	ug/kg			1
Unknown Benzene	15.0	J	ug/kg			1
Unknown Aromatic	21.1	J	ug/kg			1
Unknown	14.4	J	ug/kg			1
Pentane, 2,3,4-trimethyl-	17.2	NJ	ug/kg			1
Unknown	26.0	J	ug/kg			1
Pentane, 2-methyl-	16.9	NJ	ug/kg			1
Unknown Aromatic	39.1	J	ug/kg			1

Surrogate	% Recovery	Qualifier	Acceptance Criteria
1,2-Dichloroethane-d4	97		70-130
Toluene-d8	97		70-130
4-Bromofluorobenzene	117		70-130
Dibromofluoromethane	93		70-130

Project Name: CPG PHASE 4/5 **Lab Number:** L1706909

Project Number: 16.6669 **Report Date:** 03/15/17

Method Blank Analysis
Batch Quality Control

Analytical Method: 1,8260C
Analytical Date: 03/10/17 07:16
Analyst: MV

Parameter	Result	Qualifier	Units	RL	MDL
Volatile Organics by 8260/5035 - Westborough Lab for sample(s): 01-02,06,08 Batch: WG984851-5					
Methylene chloride	ND		ug/kg	500	55.
1,1-Dichloroethane	ND		ug/kg	75	4.3
Chloroform	ND		ug/kg	75	18.
Carbon tetrachloride	ND		ug/kg	50	10.
1,2-Dichloropropane	ND		ug/kg	180	11.
Dibromochloromethane	ND		ug/kg	50	7.7
1,1,2-Trichloroethane	ND		ug/kg	75	15.
Tetrachloroethene	ND		ug/kg	50	7.0
Chlorobenzene	ND		ug/kg	50	17.
Trichlorofluoromethane	ND		ug/kg	250	19.
1,2-Dichloroethane	ND		ug/kg	50	5.7
1,1,1-Trichloroethane	ND		ug/kg	50	5.5
Bromodichloromethane	ND		ug/kg	50	8.7
trans-1,3-Dichloropropene	ND		ug/kg	50	6.0
cis-1,3-Dichloropropene	ND		ug/kg	50	5.9
Bromoform	ND		ug/kg	200	12.
1,1,2,2-Tetrachloroethane	ND		ug/kg	50	5.0
Benzene	ND		ug/kg	50	5.9
Toluene	ND		ug/kg	75	9.7
Ethylbenzene	ND		ug/kg	50	6.4
Chloromethane	ND		ug/kg	250	15.
Bromomethane	29	J	ug/kg	100	17.
Vinyl chloride	ND		ug/kg	100	5.9
Chloroethane	ND		ug/kg	100	16.
1,1-Dichloroethene	ND		ug/kg	50	13.
trans-1,2-Dichloroethene	ND		ug/kg	75	11.
Trichloroethene	ND		ug/kg	50	6.2
1,2-Dichlorobenzene	ND		ug/kg	250	7.7
1,3-Dichlorobenzene	ND		ug/kg	250	6.8

Project Name: CPG PHASE 4/5 **Lab Number:** L1706909

Project Number: 16.6669 **Report Date:** 03/15/17

Method Blank Analysis
Batch Quality Control

Analytical Method: 1,8260C
Analytical Date: 03/10/17 07:16
Analyst: MV

Parameter	Result	Qualifier	Units	RL	MDL
Volatile Organics by 8260/5035 - Westborough Lab for sample(s): 01-02,06,08 Batch: WG984851-5					
1,4-Dichlorobenzene	ND		ug/kg	250	6.9
Methyl tert butyl ether	ND		ug/kg	100	4.2
p/m-Xylene	ND		ug/kg	100	18.
o-Xylene	ND		ug/kg	100	17.
cis-1,2-Dichloroethene	ND		ug/kg	50	7.1
Styrene	ND		ug/kg	100	20.
Dichlorodifluoromethane	ND		ug/kg	500	9.5
Acetone	560		ug/kg	500	52.
Carbon disulfide	ND		ug/kg	500	55.
2-Butanone	ND		ug/kg	500	14.
4-Methyl-2-pentanone	ND		ug/kg	500	12.
2-Hexanone	ND		ug/kg	500	33.
Bromochloromethane	ND		ug/kg	250	14.
1,2-Dibromoethane	ND		ug/kg	200	8.7
1,2-Dibromo-3-chloropropane	ND		ug/kg	250	20.
Isopropylbenzene	ND		ug/kg	50	5.2
1,2,3-Trichlorobenzene	ND		ug/kg	250	7.4
1,2,4-Trichlorobenzene	ND		ug/kg	250	9.1
Methyl Acetate	ND		ug/kg	1000	14.
Cyclohexane	ND		ug/kg	1000	7.3
1,4-Dioxane	ND		ug/kg	2000	720
Freon-113	ND		ug/kg	1000	14.
Methyl cyclohexane	ND		ug/kg	200	7.7

Tentatively Identified Compounds

Total TIC Compounds	104	J	ug/kg
Unknown	104	J	ug/kg

Project Name: CPG PHASE 4/5 **Lab Number:** L1706909

Project Number: 16.6669 **Report Date:** 03/15/17

Method Blank Analysis
Batch Quality Control

Analytical Method: 1,8260C
Analytical Date: 03/10/17 07:16
Analyst: MV

Parameter	Result	Qualifier	Units	RL	MDL
Volatile Organics by 8260/5035 - Westborough Lab for sample(s): 01-02,06,08 Batch: WG984851-5					

Surrogate	%Recovery	Qualifier	Acceptance Criteria
1,2-Dichloroethane-d4	106		70-130
Toluene-d8	98		70-130
4-Bromofluorobenzene	98		70-130
Dibromofluoromethane	101		70-130

Project Name: CPG PHASE 4/5 **Lab Number:** L1706909

Project Number: 16.6669 **Report Date:** 03/15/17

Method Blank Analysis
Batch Quality Control

Analytical Method: 1,8260C
Analytical Date: 03/10/17 07:16
Analyst: MV

Parameter	Result	Qualifier	Units	RL	MDL
Volatile Organics by 8260/5035 - Westborough Lab for sample(s): 03 Batch: WG985009-5					
Methylene chloride	ND		ug/kg	10	1.1
1,1-Dichloroethane	ND		ug/kg	1.5	0.09
Chloroform	ND		ug/kg	1.5	0.37
Carbon tetrachloride	ND		ug/kg	1.0	0.21
1,2-Dichloropropane	ND		ug/kg	3.5	0.23
Dibromochloromethane	ND		ug/kg	1.0	0.15
1,1,2-Trichloroethane	ND		ug/kg	1.5	0.30
Tetrachloroethene	ND		ug/kg	1.0	0.14
Chlorobenzene	ND		ug/kg	1.0	0.35
Trichlorofluoromethane	ND		ug/kg	5.0	0.39
1,2-Dichloroethane	ND		ug/kg	1.0	0.11
1,1,1-Trichloroethane	ND		ug/kg	1.0	0.11
Bromodichloromethane	ND		ug/kg	1.0	0.17
trans-1,3-Dichloropropene	ND		ug/kg	1.0	0.12
cis-1,3-Dichloropropene	ND		ug/kg	1.0	0.12
Bromoform	ND		ug/kg	4.0	0.24
1,1,2,2-Tetrachloroethane	ND		ug/kg	1.0	0.10
Benzene	ND		ug/kg	1.0	0.12
Toluene	ND		ug/kg	1.5	0.19
Ethylbenzene	ND		ug/kg	1.0	0.13
Chloromethane	ND		ug/kg	5.0	0.29
Bromomethane	0.84	J	ug/kg	2.0	0.34
Vinyl chloride	ND		ug/kg	2.0	0.12
Chloroethane	ND		ug/kg	2.0	0.32
1,1-Dichloroethene	ND		ug/kg	1.0	0.26
trans-1,2-Dichloroethene	ND		ug/kg	1.5	0.21
Trichloroethene	ND		ug/kg	1.0	0.12
1,2-Dichlorobenzene	ND		ug/kg	5.0	0.15
1,3-Dichlorobenzene	ND		ug/kg	5.0	0.14

Project Name: CPG PHASE 4/5 **Lab Number:** L1706909

Project Number: 16.6669 **Report Date:** 03/15/17

Method Blank Analysis
Batch Quality Control

Analytical Method: 1,8260C
Analytical Date: 03/10/17 07:16
Analyst: MV

Parameter	Result	Qualifier	Units	RL	MDL
Volatile Organics by 8260/5035 - Westborough Lab for sample(s): 03 Batch: WG985009-5					
1,4-Dichlorobenzene	ND		ug/kg	5.0	0.14
Methyl tert butyl ether	ND		ug/kg	2.0	0.08
p/m-Xylene	ND		ug/kg	2.0	0.35
o-Xylene	ND		ug/kg	2.0	0.34
cis-1,2-Dichloroethene	ND		ug/kg	1.0	0.14
Styrene	ND		ug/kg	2.0	0.40
Dichlorodifluoromethane	ND		ug/kg	10	0.19
Acetone	14		ug/kg	10	1.0
Carbon disulfide	ND		ug/kg	10	1.1
2-Butanone	ND		ug/kg	10	0.27
4-Methyl-2-pentanone	ND		ug/kg	10	0.24
2-Hexanone	ND		ug/kg	10	0.67
Bromochloromethane	ND		ug/kg	5.0	0.28
1,2-Dibromoethane	ND		ug/kg	4.0	0.17
1,2-Dibromo-3-chloropropane	ND		ug/kg	5.0	0.40
Isopropylbenzene	ND		ug/kg	1.0	0.10
1,2,3-Trichlorobenzene	ND		ug/kg	5.0	0.15
1,2,4-Trichlorobenzene	ND		ug/kg	5.0	0.18
Methyl Acetate	ND		ug/kg	20	0.27
Cyclohexane	ND		ug/kg	20	0.15
1,4-Dioxane	ND		ug/kg	40	14.
Freon-113	ND		ug/kg	20	0.27
Methyl cyclohexane	ND		ug/kg	4.0	0.15

Tentatively Identified Compounds

Total TIC Compounds	2.95	J	ug/kg
Unknown	2.95	J	ug/kg

Project Name: CPG PHASE 4/5 **Lab Number:** L1706909

Project Number: 16.6669 **Report Date:** 03/15/17

Method Blank Analysis
Batch Quality Control

Analytical Method: 1,8260C
Analytical Date: 03/10/17 07:16
Analyst: MV

Parameter	Result	Qualifier	Units	RL	MDL
Volatile Organics by 8260/5035 - Westborough Lab for sample(s): 03 Batch: WG985009-5					

Surrogate	%Recovery	Qualifier	Acceptance Criteria
1,2-Dichloroethane-d4	102		70-130
Toluene-d8	97		70-130
4-Bromofluorobenzene	97		70-130
Dibromofluoromethane	100		70-130

Project Name: CPG PHASE 4/5 **Lab Number:** L1706909

Project Number: 16.6669 **Report Date:** 03/15/17

Method Blank Analysis
Batch Quality Control

Analytical Method: 1,8260C
Analytical Date: 03/10/17 06:50
Analyst: JC

Parameter	Result	Qualifier	Units	RL	MDL
Volatile Organics by 8260/5035 - Westborough Lab for sample(s): 04-05,09 Batch: WG985122-5					
Methylene chloride	ND		ug/kg	10	1.1
1,1-Dichloroethane	ND		ug/kg	1.5	0.09
Chloroform	ND		ug/kg	1.5	0.37
Carbon tetrachloride	ND		ug/kg	1.0	0.21
1,2-Dichloropropane	ND		ug/kg	3.5	0.23
Dibromochloromethane	ND		ug/kg	1.0	0.15
1,1,2-Trichloroethane	ND		ug/kg	1.5	0.30
Tetrachloroethene	ND		ug/kg	1.0	0.14
Chlorobenzene	ND		ug/kg	1.0	0.35
Trichlorofluoromethane	ND		ug/kg	5.0	0.39
1,2-Dichloroethane	ND		ug/kg	1.0	0.11
1,1,1-Trichloroethane	ND		ug/kg	1.0	0.11
Bromodichloromethane	ND		ug/kg	1.0	0.17
trans-1,3-Dichloropropene	ND		ug/kg	1.0	0.12
cis-1,3-Dichloropropene	ND		ug/kg	1.0	0.12
Bromoform	ND		ug/kg	4.0	0.24
1,1,2,2-Tetrachloroethane	ND		ug/kg	1.0	0.10
Benzene	ND		ug/kg	1.0	0.12
Toluene	ND		ug/kg	1.5	0.19
Ethylbenzene	ND		ug/kg	1.0	0.13
Chloromethane	ND		ug/kg	5.0	0.29
Bromomethane	ND		ug/kg	2.0	0.34
Vinyl chloride	ND		ug/kg	2.0	0.12
Chloroethane	ND		ug/kg	2.0	0.32
1,1-Dichloroethene	ND		ug/kg	1.0	0.26
trans-1,2-Dichloroethene	ND		ug/kg	1.5	0.21
Trichloroethene	ND		ug/kg	1.0	0.12
1,2-Dichlorobenzene	ND		ug/kg	5.0	0.15
1,3-Dichlorobenzene	ND		ug/kg	5.0	0.14

Project Name: CPG PHASE 4/5 **Lab Number:** L1706909

Project Number: 16.6669 **Report Date:** 03/15/17

Method Blank Analysis
Batch Quality Control

Analytical Method: 1,8260C
Analytical Date: 03/10/17 06:50
Analyst: JC

Parameter	Result	Qualifier	Units	RL	MDL
Volatile Organics by 8260/5035 - Westborough Lab for sample(s): 04-05,09 Batch: WG985122-5					
1,4-Dichlorobenzene	ND		ug/kg	5.0	0.14
Methyl tert butyl ether	ND		ug/kg	2.0	0.08
p/m-Xylene	ND		ug/kg	2.0	0.35
o-Xylene	ND		ug/kg	2.0	0.34
cis-1,2-Dichloroethene	ND		ug/kg	1.0	0.14
Styrene	ND		ug/kg	2.0	0.40
Dichlorodifluoromethane	ND		ug/kg	10	0.19
Acetone	ND		ug/kg	10	1.0
Carbon disulfide	ND		ug/kg	10	1.1
2-Butanone	ND		ug/kg	10	0.27
4-Methyl-2-pentanone	ND		ug/kg	10	0.24
2-Hexanone	ND		ug/kg	10	0.67
Bromochloromethane	ND		ug/kg	5.0	0.28
1,2-Dibromoethane	ND		ug/kg	4.0	0.17
1,2-Dibromo-3-chloropropane	ND		ug/kg	5.0	0.40
Isopropylbenzene	ND		ug/kg	1.0	0.10
1,2,3-Trichlorobenzene	0.15	J	ug/kg	5.0	0.15
1,2,4-Trichlorobenzene	ND		ug/kg	5.0	0.18
Methyl Acetate	ND		ug/kg	20	0.27
Cyclohexane	ND		ug/kg	20	0.15
1,4-Dioxane	ND		ug/kg	40	14.
Freon-113	ND		ug/kg	20	0.27
Methyl cyclohexane	ND		ug/kg	4.0	0.15

Tentatively Identified Compounds

No Tentatively Identified Compounds	ND	ug/kg

Project Name: CPG PHASE 4/5 **Lab Number:** L1706909

Project Number: 16.6669 **Report Date:** 03/15/17

Method Blank Analysis
Batch Quality Control

Analytical Method: 1,8260C
Analytical Date: 03/10/17 06:50
Analyst: JC

Parameter	Result	Qualifier	Units	RL	MDL
Volatile Organics by 8260/5035 - Westborough Lab for sample(s): 04-05,09 Batch: WG985122-5					

Surrogate	%Recovery	Qualifier	Acceptance Criteria
1,2-Dichloroethane-d4	106		70-130
Toluene-d8	95		70-130
4-Bromofluorobenzene	97		70-130
Dibromofluoromethane	104		70-130

Lab Control Sample Analysis
Batch Quality Control

Project Name: CPG PHASE 4/5
Project Number: 16.6669

Lab Number: L1706909
Report Date: 03/15/17

Parameter	LCS %Recovery	Qual	LCSD %Recovery	Qual	%Recovery Limits	RPD	Qual	RPD Limits
Volatile Organics by 8260/5035 - Westborough Lab Associated sample(s): 01-02,06,08 Batch: WG984851-3 WG984851-4								
Methylene chloride	106		102		70-130	4		30
1,1-Dichloroethane	104		101		70-130	3		30
Chloroform	104		105		70-130	1		30
Carbon tetrachloride	101		100		70-130	1		30
1,2-Dichloropropane	101		103		70-130	2		30
Dibromochloromethane	106		111		70-130	5		30
1,1,2-Trichloroethane	99		103		70-130	4		30
Tetrachloroethene	100		98		70-130	2		30
Chlorobenzene	100		99		70-130	1		30
Trichlorofluoromethane	104		102		70-139	2		30
1,2-Dichloroethane	103		105		70-130	2		30
1,1,1-Trichloroethane	107		106		70-130	1		30
Bromodichloromethane	107		112		70-130	5		30
trans-1,3-Dichloropropene	107		110		70-130	3		30
cis-1,3-Dichloropropene	108		110		70-130	2		30
Bromoform	96		99		70-130	3		30
1,1,2,2-Tetrachloroethane	96		100		70-130	4		30
Benzene	101		100		70-130	1		30
Toluene	97		96		70-130	1		30
Ethylbenzene	96		96		70-130	0		30
Chloromethane	105		101		52-130	4		30

Lab Control Sample Analysis
Batch Quality Control

Project Name: CPG PHASE 4/5
Project Number: 16.6669

Lab Number: L1706909
Report Date: 03/15/17

Parameter	LCS %Recovery	Qual	LCSD %Recovery	Qual	%Recovery Limits	RPD	Qual	RPD Limits
Volatile Organics by 8260/5035 - Westborough Lab Associated sample(s): 01-02,06,08 Batch: WG984851-3 WG984851-4								
Bromomethane	112		110		57-147	2		30
Vinyl chloride	105		106		67-130	1		30
Chloroethane	104		102		50-151	2		30
1,1-Dichloroethene	100		98		65-135	2		30
trans-1,2-Dichloroethene	103		101		70-130	2		30
Trichloroethene	100		100		70-130	0		30
1,2-Dichlorobenzene	100		97		70-130	3		30
1,3-Dichlorobenzene	99		96		70-130	3		30
1,4-Dichlorobenzene	99		96		70-130	3		30
Methyl tert butyl ether	107		110		66-130	3		30
p/m-Xylene	97		96		70-130	1		30
o-Xylene	97		97		70-130	0		30
cis-1,2-Dichloroethene	102		102		70-130	0		30
Styrene	96		98		70-130	2		30
Dichlorodifluoromethane	96		96		30-146	0		30
Acetone	107		108		54-140	1		30
Carbon disulfide	80		80		59-130	0		30
2-Butanone	98		107		70-130	9		30
4-Methyl-2-pentanone	92		101		70-130	9		30
2-Hexanone	92		100		70-130	8		30
Bromochloromethane	104		107		70-130	3		30

Lab Control Sample Analysis
Batch Quality Control

Project Name: CPG PHASE 4/5
Project Number: 16.6669

Lab Number: L1706909
Report Date: 03/15/17

Parameter	LCS %Recovery	Qual	LCSD %Recovery	Qual	%Recovery Limits	RPD	Qual	RPD Limits
Volatile Organics by 8260/5035 - Westborough Lab Associated sample(s): 01-02,06,08 Batch: WG984851-3 WG984851-4								
1,2-Dibromoethane	98		104		70-130	6		30
1,2-Dibromo-3-chloropropane	92		101		68-130	9		30
Isopropylbenzene	96		92		70-130	4		30
1,2,3-Trichlorobenzene	101		99		70-130	2		30
1,2,4-Trichlorobenzene	100		99		70-130	1		30
Methyl Acetate	105		112		51-146	6		30
Cyclohexane	98		97		59-142	1		30
1,4-Dioxane	96		106		65-136	10		30
Freon-113	100		99		50-139	1		30
Methyl cyclohexane	97		96		70-130	1		30

Surrogate	LCS %Recovery	Qual	LCSD %Recovery	Qual	Acceptance Criteria
1,2-Dichloroethane-d4	102		106		70-130
Toluene-d8	98		98		70-130
4-Bromofluorobenzene	99		98		70-130
Dibromofluoromethane	103		105		70-130

Lab Control Sample Analysis
Batch Quality Control

Project Name: CPG PHASE 4/5
Project Number: 16.6669

Lab Number: L1706909
Report Date: 03/15/17

Parameter	LCS %Recovery	Qual	LCSD %Recovery	Qual	%Recovery Limits	RPD	Qual	RPD Limits
Volatile Organics by 8260/5035 - Westborough Lab Associated sample(s): 03 Batch: WG985009-3 WG985009-4								
Methylene chloride	112		102		70-130	9		30
1,1-Dichloroethane	107		107		70-130	0		30
Chloroform	107		107		70-130	0		30
Carbon tetrachloride	103		104		70-130	1		30
1,2-Dichloropropane	102		104		70-130	2		30
Dibromochloromethane	93		93		70-130	0		30
1,1,2-Trichloroethane	98		97		70-130	1		30
Tetrachloroethene	94		93		70-130	1		30
Chlorobenzene	94		93		70-130	1		30
Trichlorofluoromethane	100		98		70-139	2		30
1,2-Dichloroethane	102		105		70-130	3		30
1,1,1-Trichloroethane	104		105		70-130	1		30
Bromodichloromethane	99		102		70-130	3		30
trans-1,3-Dichloropropene	98		98		70-130	0		30
cis-1,3-Dichloropropene	95		98		70-130	3		30
Bromoform	86		89		70-130	3		30
1,1,2,2-Tetrachloroethane	91		92		70-130	1		30
Benzene	103		104		70-130	1		30
Toluene	95		94		70-130	1		30
Ethylbenzene	95		96		70-130	1		30
Chloromethane	108		102		52-130	6		30

Lab Control Sample Analysis
Batch Quality Control

Project Name: CPG PHASE 4/5
Project Number: 16.6669

Lab Number: L1706909
Report Date: 03/15/17

Parameter	LCS %Recovery	Qual	LCSD %Recovery	Qual	%Recovery Limits	RPD	Qual	RPD Limits
Volatile Organics by 8260/5035 - Westborough Lab Associated sample(s): 03 Batch: WG985009-3 WG985009-4								
Bromomethane	102		99		57-147	3		30
Vinyl chloride	95		92		67-130	3		30
Chloroethane	87		86		50-151	1		30
1,1-Dichloroethene	103		101		65-135	2		30
trans-1,2-Dichloroethene	103		102		70-130	1		30
Trichloroethene	101		102		70-130	1		30
1,2-Dichlorobenzene	90		92		70-130	2		30
1,3-Dichlorobenzene	93		95		70-130	2		30
1,4-Dichlorobenzene	90		92		70-130	2		30
Methyl tert butyl ether	110		110		66-130	0		30
p/m-Xylene	98		98		70-130	0		30
o-Xylene	98		100		70-130	2		30
cis-1,2-Dichloroethene	105		105		70-130	0		30
Styrene	96		98		70-130	2		30
Dichlorodifluoromethane	98		94		30-146	4		30
Acetone	127		104		54-140	20		30
Carbon disulfide	80		79		59-130	1		30
2-Butanone	80		87		70-130	8		30
4-Methyl-2-pentanone	77		79		70-130	3		30
2-Hexanone	**62**	Q	**63**	Q	70-130	2		30
Bromochloromethane	108		108		70-130	0		30

Lab Control Sample Analysis
Batch Quality Control

Project Name: CPG PHASE 4/5
Project Number: 16.6669

Lab Number: L1706909
Report Date: 03/15/17

Parameter	LCS %Recovery	Qual	LCSD %Recovery	Qual	%Recovery Limits	RPD	Qual	RPD Limits
Volatile Organics by 8260/5035 - Westborough Lab Associated sample(s): 03 Batch: WG985009-3 WG985009-4								
1,2-Dibromoethane	93		94		70-130	1		30
1,2-Dibromo-3-chloropropane	83		85		68-130	2		30
Isopropylbenzene	92		94		70-130	2		30
1,2,3-Trichlorobenzene	89		92		70-130	3		30
1,2,4-Trichlorobenzene	90		92		70-130	2		30
Methyl Acetate	102		101		51-146	1		30
Cyclohexane	101		100		59-142	1		30
1,4-Dioxane	89		93		65-136	4		30
Freon-113	103		100		50-139	3		30
Methyl cyclohexane	96		97		70-130	1		30

Surrogate	LCS %Recovery	Qual	LCSD %Recovery	Qual	Acceptance Criteria
1,2-Dichloroethane-d4	99		97		70-130
Toluene-d8	97		97		70-130
4-Bromofluorobenzene	100		99		70-130
Dibromofluoromethane	106		105		70-130

Lab Control Sample Analysis
Batch Quality Control

Project Name: CPG PHASE 4/5
Project Number: 16.6669

Lab Number: L1706909
Report Date: 03/15/17

Parameter	LCS %Recovery	Qual	LCSD %Recovery	Qual	%Recovery Limits	RPD	Qual	RPD Limits
Volatile Organics by 8260/5035 - Westborough Lab Associated sample(s): 04-05,09 Batch: WG985122-3 WG985122-4								
Methylene chloride	112		102		70-130	9		30
1,1-Dichloroethane	107		107		70-130	0		30
Chloroform	107		107		70-130	0		30
Carbon tetrachloride	103		104		70-130	1		30
1,2-Dichloropropane	102		104		70-130	2		30
Dibromochloromethane	93		93		70-130	0		30
1,1,2-Trichloroethane	98		97		70-130	1		30
Tetrachloroethene	94		93		70-130	1		30
Chlorobenzene	94		93		70-130	1		30
Trichlorofluoromethane	100		98		70-139	2		30
1,2-Dichloroethane	102		105		70-130	3		30
1,1,1-Trichloroethane	104		105		70-130	1		30
Bromodichloromethane	99		102		70-130	3		30
trans-1,3-Dichloropropene	98		98		70-130	0		30
cis-1,3-Dichloropropene	95		98		70-130	3		30
Bromoform	86		89		70-130	3		30
1,1,2,2-Tetrachloroethane	91		92		70-130	1		30
Benzene	103		104		70-130	1		30
Toluene	95		94		70-130	1		30
Ethylbenzene	95		96		70-130	1		30
Chloromethane	108		102		52-130	6		30

Lab Control Sample Analysis
Batch Quality Control

Project Name: CPG PHASE 4/5
Project Number: 16.6669

Lab Number: L1706909
Report Date: 03/15/17

Parameter	LCS %Recovery	Qual	LCSD %Recovery	Qual	%Recovery Limits	RPD	Qual	RPD Limits
Volatile Organics by 8260/5035 - Westborough Lab Associated sample(s): 04-05,09 Batch: WG985122-3 WG985122-4								
Bromomethane	102		99		57-147	3		30
Vinyl chloride	95		92		67-130	3		30
Chloroethane	87		86		50-151	1		30
1,1-Dichloroethene	103		101		65-135	2		30
trans-1,2-Dichloroethene	103		102		70-130	1		30
Trichloroethene	101		102		70-130	1		30
1,2-Dichlorobenzene	90		92		70-130	2		30
1,3-Dichlorobenzene	93		95		70-130	2		30
1,4-Dichlorobenzene	90		92		70-130	2		30
Methyl tert butyl ether	110		110		66-130	0		30
p/m-Xylene	98		98		70-130	0		30
o-Xylene	98		100		70-130	2		30
cis-1,2-Dichloroethene	105		105		70-130	0		30
Styrene	96		98		70-130	2		30
Dichlorodifluoromethane	98		94		30-146	4		30
Acetone	127		104		54-140	20		30
Carbon disulfide	80		79		59-130	1		30
2-Butanone	80		87		70-130	8		30
4-Methyl-2-pentanone	77		79		70-130	3		30
2-Hexanone	**62**	Q	**63**	Q	70-130	2		30
Bromochloromethane	108		108		70-130	0		30

Lab Control Sample Analysis
Batch Quality Control

Project Name: CPG PHASE 4/5
Project Number: 16.6669

Lab Number: L1706909
Report Date: 03/15/17

Parameter	LCS %Recovery	Qual	LCSD %Recovery	Qual	%Recovery Limits	RPD	Qual	RPD Limits
Volatile Organics by 8260/5035 - Westborough Lab Associated sample(s): 04-05,09 Batch: WG985122-3 WG985122-4								
1,2-Dibromoethane	93		94		70-130	1		30
1,2-Dibromo-3-chloropropane	83		85		68-130	2		30
Isopropylbenzene	92		94		70-130	2		30
1,2,3-Trichlorobenzene	89		92		70-130	3		30
1,2,4-Trichlorobenzene	90		92		70-130	2		30
Methyl Acetate	102		101		51-146	1		30
Cyclohexane	101		100		59-142	1		30
1,4-Dioxane	89		93		65-136	4		30
Freon-113	103		100		50-139	3		30
Methyl cyclohexane	96		97		70-130	1		30

Surrogate	LCS %Recovery	Qual	LCSD %Recovery	Qual	Acceptance Criteria
1,2-Dichloroethane-d4	99		97		70-130
Toluene-d8	97		97		70-130
4-Bromofluorobenzene	100		99		70-130
Dibromofluoromethane	106		105		70-130

SEMIVOLATILES

Project Name: CPG PHASE 4/5 **Lab Number:** L1706909

Project Number: 16.6669 **Report Date:** 03/15/17

SAMPLE RESULTS

Lab ID:	L1706909-01	Date Collected:	03/06/17 12:05
Client ID:	GP01_0-5	Date Received:	03/06/17
Sample Location:	YONKERS, NY	Field Prep:	Not Specified
Matrix:	Soil	Extraction Method:	EPA 3546
Analytical Method:	1,8270D	Extraction Date:	03/09/17 00:42
Analytical Date:	03/10/17 00:52		
Analyst:	CB		
Percent Solids:	83%		

Parameter	Result	Qualifier	Units	RL	MDL	Dilution Factor
Semivolatile Organics by GC/MS - Westborough Lab						
Acenaphthene	ND		ug/kg	160	20.	1
Hexachlorobenzene	ND		ug/kg	120	22.	1
Bis(2-chloroethyl)ether	ND		ug/kg	180	27.	1
2-Chloronaphthalene	ND		ug/kg	200	20.	1
3,3'-Dichlorobenzidine	ND		ug/kg	200	52.	1
2,4-Dinitrotoluene	ND		ug/kg	200	39.	1
2,6-Dinitrotoluene	ND		ug/kg	200	34.	1
Fluoranthene	400		ug/kg	120	23.	1
4-Chlorophenyl phenyl ether	ND		ug/kg	200	21.	1
4-Bromophenyl phenyl ether	ND		ug/kg	200	30.	1
Bis(2-chloroisopropyl)ether	ND		ug/kg	240	34.	1
Bis(2-chloroethoxy)methane	ND		ug/kg	210	20.	1
Hexachlorobutadiene	ND		ug/kg	200	29.	1
Hexachlorocyclopentadiene	ND		ug/kg	560	180	1
Hexachloroethane	ND		ug/kg	160	32.	1
Isophorone	ND		ug/kg	180	26.	1
Naphthalene	ND		ug/kg	200	24.	1
Nitrobenzene	ND		ug/kg	180	29.	1
NDPA/DPA	ND		ug/kg	160	22.	1
n-Nitrosodi-n-propylamine	ND		ug/kg	200	30.	1
Bis(2-ethylhexyl)phthalate	200		ug/kg	200	68.	1
Butyl benzyl phthalate	130	J	ug/kg	200	50.	1
Di-n-butylphthalate	ND		ug/kg	200	37.	1
Di-n-octylphthalate	ND		ug/kg	200	67.	1
Diethyl phthalate	ND		ug/kg	200	18.	1
Dimethyl phthalate	ND		ug/kg	200	41.	1
Benzo(a)anthracene	190		ug/kg	120	22.	1
Benzo(a)pyrene	210		ug/kg	160	48.	1
Benzo(b)fluoranthene	350		ug/kg	120	33.	1
Benzo(k)fluoranthene	110	J	ug/kg	120	32.	1

Project Name: CPG PHASE 4/5 **Lab Number:** L1706909

Project Number: 16.6669 **Report Date:** 03/15/17

SAMPLE RESULTS

Lab ID: L1706909-01 Date Collected: 03/06/17 12:05

Client ID: GP01_0-5 Date Received: 03/06/17

Sample Location: YONKERS, NY Field Prep: Not Specified

Parameter	Result	Qualifier	Units	RL	MDL	Dilution Factor
Semivolatile Organics by GC/MS - Westborough Lab						
Chrysene	220		ug/kg	120	20.	1
Acenaphthylene	50	J	ug/kg	160	30.	1
Anthracene	44	J	ug/kg	120	38.	1
Benzo(ghi)perylene	170		ug/kg	160	23.	1
Fluorene	21	J	ug/kg	200	19.	1
Phenanthrene	160		ug/kg	120	24.	1
Dibenzo(a,h)anthracene	42	J	ug/kg	120	23.	1
Indeno(1,2,3-cd)pyrene	170		ug/kg	160	27.	1
Pyrene	370		ug/kg	120	20.	1
Biphenyl	ND		ug/kg	450	46.	1
4-Chloroaniline	ND		ug/kg	200	36.	1
2-Nitroaniline	ND		ug/kg	200	38.	1
3-Nitroaniline	ND		ug/kg	200	37.	1
4-Nitroaniline	ND		ug/kg	200	82.	1
Dibenzofuran	ND		ug/kg	200	19.	1
2-Methylnaphthalene	60	J	ug/kg	240	24.	1
1,2,4,5-Tetrachlorobenzene	ND		ug/kg	200	20.	1
Acetophenone	27	J	ug/kg	200	24.	1
2,4,6-Trichlorophenol	ND		ug/kg	120	37.	1
p-Chloro-m-cresol	ND		ug/kg	200	29.	1
2-Chlorophenol	ND		ug/kg	200	23.	1
2,4-Dichlorophenol	ND		ug/kg	180	32.	1
2,4-Dimethylphenol	ND		ug/kg	200	65.	1
2-Nitrophenol	ND		ug/kg	420	74.	1
4-Nitrophenol	ND		ug/kg	280	80.	1
2,4-Dinitrophenol	ND		ug/kg	940	92.	1
4,6-Dinitro-o-cresol	ND		ug/kg	510	94.	1
Pentachlorophenol	ND		ug/kg	160	43.	1
Phenol	ND		ug/kg	200	30.	1
2-Methylphenol	ND		ug/kg	200	30.	1
3-Methylphenol/4-Methylphenol	ND		ug/kg	280	31.	1
2,4,5-Trichlorophenol	ND		ug/kg	200	38.	1
Carbazole	22	J	ug/kg	200	19.	1
Atrazine	ND		ug/kg	160	69.	1
Benzaldehyde	110	J	ug/kg	260	53.	1
Caprolactam	ND		ug/kg	200	60.	1
2,3,4,6-Tetrachlorophenol	ND		ug/kg	200	40.	1

Project Name: CPG PHASE 4/5 **Lab Number:** L1706909

Project Number: 16.6669 **Report Date:** 03/15/17

SAMPLE RESULTS

Lab ID: L1706909-01 Date Collected: 03/06/17 12:05

Client ID: GP01_0-5 Date Received: 03/06/17

Sample Location: YONKERS, NY Field Prep: Not Specified

Parameter	Result	Qualifier	Units	RL	MDL	Dilution Factor
Semivolatile Organics by GC/MS - Westborough Lab						
Tentatively Identified Compounds						
Total TIC Compounds	33500	J	ug/kg			1
Unknown	258	J	ug/kg			1
Unknown	2640	J	ug/kg			1
Unknown Alkane	5250	J	ug/kg			1
Unknown	3520	J	ug/kg			1
Unknown Naphthalene	161	J	ug/kg			1
Unknown Naphthalene	168	J	ug/kg			1
Unknown	3950	J	ug/kg			1
Unknown	1260	J	ug/kg			1
Unknown	1430	J	ug/kg			1
Unknown Alkane	480	J	ug/kg			1
Unknown	1160	J	ug/kg			1
Unknown	2160	J	ug/kg			1
Unknown	4800	J	ug/kg			1
Vitamin E	281	NJ	ug/kg			1
Unknown	3220	J	ug/kg			1
Unknown	515	J	ug/kg			1
Unknown	2270	J	ug/kg			1

Surrogate	% Recovery	Qualifier	Acceptance Criteria
2-Fluorophenol	70		25-120
Phenol-d6	75		10-120
Nitrobenzene-d5	77		23-120
2-Fluorobiphenyl	79		30-120
2,4,6-Tribromophenol	94		10-136
4-Terphenyl-d14	75		18-120

Project Name: CPG PHASE 4/5 **Lab Number:** L1706909

Project Number: 16.6669 **Report Date:** 03/15/17

SAMPLE RESULTS

Lab ID:	L1706909-02	D	Date Collected:	03/06/17 13:45
Client ID:	GP01_5-7.5		Date Received:	03/06/17
Sample Location:	YONKERS, NY		Field Prep:	Not Specified
Matrix:	Soil		Extraction Method:	EPA 3546
Analytical Method:	1,8270D		Extraction Date:	03/09/17 00:42
Analytical Date:	03/13/17 04:24			
Analyst:	RC			
Percent Solids:	90%			

Parameter	Result	Qualifier	Units	RL	MDL	Dilution Factor
Semivolatile Organics by GC/MS - Westborough Lab						
Acenaphthene	ND		ug/kg	3600	470	25
Hexachlorobenzene	ND		ug/kg	2700	510	25
Bis(2-chloroethyl)ether	ND		ug/kg	4100	620	25
2-Chloronaphthalene	ND		ug/kg	4500	450	25
3,3'-Dichlorobenzidine	ND		ug/kg	4500	1200	25
2,4-Dinitrotoluene	ND		ug/kg	4500	910	25
2,6-Dinitrotoluene	ND		ug/kg	4500	780	25
Fluoranthene	ND		ug/kg	2700	520	25
4-Chlorophenyl phenyl ether	ND		ug/kg	4500	490	25
4-Bromophenyl phenyl ether	ND		ug/kg	4500	690	25
Bis(2-chloroisopropyl)ether	ND		ug/kg	5400	780	25
Bis(2-chloroethoxy)methane	ND		ug/kg	4900	460	25
Hexachlorobutadiene	ND		ug/kg	4500	660	25
Hexachlorocyclopentadiene	ND		ug/kg	13000	4100	25
Hexachloroethane	ND		ug/kg	3600	740	25
Isophorone	ND		ug/kg	4100	590	25
Naphthalene	ND		ug/kg	4500	550	25
Nitrobenzene	ND		ug/kg	4100	670	25
NDPA/DPA	ND		ug/kg	3600	520	25
n-Nitrosodi-n-propylamine	ND		ug/kg	4500	700	25
Bis(2-ethylhexyl)phthalate	ND		ug/kg	4500	1600	25
Butyl benzyl phthalate	ND		ug/kg	4500	1100	25
Di-n-butylphthalate	ND		ug/kg	4500	860	25
Di-n-octylphthalate	ND		ug/kg	4500	1500	25
Diethyl phthalate	ND		ug/kg	4500	420	25
Dimethyl phthalate	ND		ug/kg	4500	950	25
Benzo(a)anthracene	ND		ug/kg	2700	510	25
Benzo(a)pyrene	ND		ug/kg	3600	1100	25
Benzo(b)fluoranthene	ND		ug/kg	2700	760	25
Benzo(k)fluoranthene	ND		ug/kg	2700	730	25

Project Name: CPG PHASE 4/5 **Lab Number:** L1706909

Project Number: 16.6669 **Report Date:** 03/15/17

SAMPLE RESULTS

Lab ID: L1706909-02 D Date Collected: 03/06/17 13:45
Client ID: GP01_5-7.5 Date Received: 03/06/17
Sample Location: YONKERS, NY Field Prep: Not Specified

Parameter	Result	Qualifier	Units	RL	MDL	Dilution Factor
Semivolatile Organics by GC/MS - Westborough Lab						
Chrysene	ND		ug/kg	2700	470	25
Acenaphthylene	ND		ug/kg	3600	700	25
Anthracene	1000	J	ug/kg	2700	880	25
Benzo(ghi)perylene	ND		ug/kg	3600	530	25
Fluorene	ND		ug/kg	4500	440	25
Phenanthrene	14000		ug/kg	2700	550	25
Dibenzo(a,h)anthracene	ND		ug/kg	2700	520	25
Indeno(1,2,3-cd)pyrene	ND		ug/kg	3600	630	25
Pyrene	620	J	ug/kg	2700	450	25
Biphenyl	7000	J	ug/kg	10000	1000	25
4-Chloroaniline	ND		ug/kg	4500	830	25
2-Nitroaniline	ND		ug/kg	4500	880	25
3-Nitroaniline	ND		ug/kg	4500	860	25
4-Nitroaniline	ND		ug/kg	4500	1900	25
Dibenzofuran	ND		ug/kg	4500	430	25
2-Methylnaphthalene	17000		ug/kg	5400	550	25
1,2,4,5-Tetrachlorobenzene	ND		ug/kg	4500	470	25
Acetophenone	ND		ug/kg	4500	560	25
2,4,6-Trichlorophenol	ND		ug/kg	2700	860	25
p-Chloro-m-cresol	ND		ug/kg	4500	680	25
2-Chlorophenol	ND		ug/kg	4500	540	25
2,4-Dichlorophenol	ND		ug/kg	4100	730	25
2,4-Dimethylphenol	ND		ug/kg	4500	1500	25
2-Nitrophenol	ND		ug/kg	9800	1700	25
4-Nitrophenol	ND		ug/kg	6400	1800	25
2,4-Dinitrophenol	ND		ug/kg	22000	2100	25
4,6-Dinitro-o-cresol	ND		ug/kg	12000	2200	25
Pentachlorophenol	ND		ug/kg	3600	1000	25
Phenol	ND		ug/kg	4500	690	25
2-Methylphenol	ND		ug/kg	4500	700	25
3-Methylphenol/4-Methylphenol	ND		ug/kg	6500	710	25
2,4,5-Trichlorophenol	ND		ug/kg	4500	870	25
Carbazole	ND		ug/kg	4500	440	25
Atrazine	ND		ug/kg	3600	1600	25
Benzaldehyde	ND		ug/kg	6000	1200	25
Caprolactam	ND		ug/kg	4500	1400	25
2,3,4,6-Tetrachlorophenol	ND		ug/kg	4500	920	25

Project Name: CPG PHASE 4/5 **Lab Number:** L1706909

Project Number: 16.6669 **Report Date:** 03/15/17

SAMPLE RESULTS

Lab ID: L1706909-02 D Date Collected: 03/06/17 13:45

Client ID: GP01_5-7.5 Date Received: 03/06/17

Sample Location: YONKERS, NY Field Prep: Not Specified

Parameter	Result	Qualifier	Units	RL	MDL	Dilution Factor
Semivolatile Organics by GC/MS - Westborough Lab						
Tentatively Identified Compounds						
Total TIC Compounds	436000	J	ug/kg			25
Unknown Naphthalene	27400	J	ug/kg			25
Unknown Naphthalene	16900	J	ug/kg			25
Unknown Naphthalene	22800	J	ug/kg			25
Unknown	18600	J	ug/kg			25
Unknown Naphthalene	23700	J	ug/kg			25
Unknown Alkane	32200	J	ug/kg			25
Unknown Naphthalene	30300	J	ug/kg			25
Unknown Naphthalene	39800	J	ug/kg			25
Unknown Alkane	47900	J	ug/kg			25
Unknown Naphthalene	32700	J	ug/kg			25
Unknown Alkane	39900	J	ug/kg			25
Unknown	38800	J	ug/kg			25
Unknown Alkane	21000	J	ug/kg			25
Unknown Naphthalene	25500	J	ug/kg			25
Unknown	18100	J	ug/kg			25

Surrogate	% Recovery	Qualifier	Acceptance Criteria
2-Fluorophenol	**0**	Q	25-120
Phenol-d6	**0**	Q	10-120
Nitrobenzene-d5	**0**	Q	23-120
2-Fluorobiphenyl	**0**	Q	30-120
2,4,6-Tribromophenol	**0**	Q	10-136
4-Terphenyl-d14	**0**	Q	18-120

Project Name: CPG PHASE 4/5 **Lab Number:** L1706909

Project Number: 16.6669 **Report Date:** 03/15/17

SAMPLE RESULTS

Lab ID:	L1706909-03	Date Collected:	03/07/17 08:30
Client ID:	GP02_0-5	Date Received:	03/07/17
Sample Location:	YONKERS, NY	Field Prep:	Not Specified
Matrix:	Soil	Extraction Method:	EPA 3546
Analytical Method:	1,8270D	Extraction Date:	03/09/17 00:42
Analytical Date:	03/10/17 01:18		
Analyst:	CB		
Percent Solids:	85%		

Parameter	Result	Qualifier	Units	RL	MDL	Dilution Factor
Semivolatile Organics by GC/MS - Westborough Lab						
Acenaphthene	ND		ug/kg	150	20.	1
Hexachlorobenzene	ND		ug/kg	120	22.	1
Bis(2-chloroethyl)ether	ND		ug/kg	170	26.	1
2-Chloronaphthalene	ND		ug/kg	190	19.	1
3,3'-Dichlorobenzidine	ND		ug/kg	190	52.	1
2,4-Dinitrotoluene	ND		ug/kg	190	39.	1
2,6-Dinitrotoluene	ND		ug/kg	190	33.	1
Fluoranthene	210		ug/kg	120	22.	1
4-Chlorophenyl phenyl ether	ND		ug/kg	190	21.	1
4-Bromophenyl phenyl ether	ND		ug/kg	190	30.	1
Bis(2-chloroisopropyl)ether	ND		ug/kg	230	33.	1
Bis(2-chloroethoxy)methane	ND		ug/kg	210	19.	1
Hexachlorobutadiene	ND		ug/kg	190	28.	1
Hexachlorocyclopentadiene	ND		ug/kg	550	180	1
Hexachloroethane	ND		ug/kg	150	31.	1
Isophorone	ND		ug/kg	170	25.	1
Naphthalene	ND		ug/kg	190	24.	1
Nitrobenzene	ND		ug/kg	170	29.	1
NDPA/DPA	ND		ug/kg	150	22.	1
n-Nitrosodi-n-propylamine	ND		ug/kg	190	30.	1
Bis(2-ethylhexyl)phthalate	100	J	ug/kg	190	67.	1
Butyl benzyl phthalate	ND		ug/kg	190	49.	1
Di-n-butylphthalate	ND		ug/kg	190	37.	1
Di-n-octylphthalate	ND		ug/kg	190	66.	1
Diethyl phthalate	ND		ug/kg	190	18.	1
Dimethyl phthalate	ND		ug/kg	190	41.	1
Benzo(a)anthracene	110	J	ug/kg	120	22.	1
Benzo(a)pyrene	100	J	ug/kg	150	47.	1
Benzo(b)fluoranthene	130		ug/kg	120	33.	1
Benzo(k)fluoranthene	48	J	ug/kg	120	31.	1

Project Name: CPG PHASE 4/5 **Lab Number:** L1706909

Project Number: 16.6669 **Report Date:** 03/15/17

SAMPLE RESULTS

Lab ID: L1706909-03 Date Collected: 03/07/17 08:30

Client ID: GP02_0-5 Date Received: 03/07/17

Sample Location: YONKERS, NY Field Prep: Not Specified

Parameter	Result	Qualifier	Units	RL	MDL	Dilution Factor
Semivolatile Organics by GC/MS - Westborough Lab						
Chrysene	98	J	ug/kg	120	20.	1
Acenaphthylene	ND		ug/kg	150	30.	1
Anthracene	39	J	ug/kg	120	38.	1
Benzo(ghi)perylene	60	J	ug/kg	150	23.	1
Fluorene	ND		ug/kg	190	19.	1
Phenanthrene	150		ug/kg	120	24.	1
Dibenzo(a,h)anthracene	ND		ug/kg	120	22.	1
Indeno(1,2,3-cd)pyrene	66	J	ug/kg	150	27.	1
Pyrene	180		ug/kg	120	19.	1
Biphenyl	ND		ug/kg	440	45.	1
4-Chloroaniline	ND		ug/kg	190	35.	1
2-Nitroaniline	ND		ug/kg	190	37.	1
3-Nitroaniline	ND		ug/kg	190	36.	1
4-Nitroaniline	ND		ug/kg	190	80.	1
Dibenzofuran	ND		ug/kg	190	18.	1
2-Methylnaphthalene	ND		ug/kg	230	23.	1
1,2,4,5-Tetrachlorobenzene	ND		ug/kg	190	20.	1
Acetophenone	ND		ug/kg	190	24.	1
2,4,6-Trichlorophenol	ND		ug/kg	120	37.	1
p-Chloro-m-cresol	ND		ug/kg	190	29.	1
2-Chlorophenol	ND		ug/kg	190	23.	1
2,4-Dichlorophenol	ND		ug/kg	170	31.	1
2,4-Dimethylphenol	ND		ug/kg	190	64.	1
2-Nitrophenol	ND		ug/kg	420	73.	1
4-Nitrophenol	ND		ug/kg	270	79.	1
2,4-Dinitrophenol	ND		ug/kg	930	90.	1
4,6-Dinitro-o-cresol	ND		ug/kg	500	93.	1
Pentachlorophenol	ND		ug/kg	150	43.	1
Phenol	ND		ug/kg	190	29.	1
2-Methylphenol	ND		ug/kg	190	30.	1
3-Methylphenol/4-Methylphenol	ND		ug/kg	280	30.	1
2,4,5-Trichlorophenol	ND		ug/kg	190	37.	1
Carbazole	ND		ug/kg	190	19.	1
Atrazine	ND		ug/kg	150	68.	1
Benzaldehyde	ND		ug/kg	260	52.	1
Caprolactam	ND		ug/kg	190	59.	1
2,3,4,6-Tetrachlorophenol	ND		ug/kg	190	39.	1

Project Name: CPG PHASE 4/5 **Lab Number:** L1706909

Project Number: 16.6669 **Report Date:** 03/15/17

SAMPLE RESULTS

Lab ID: L1706909-03 Date Collected: 03/07/17 08:30

Client ID: GP02_0-5 Date Received: 03/07/17

Sample Location: YONKERS, NY Field Prep: Not Specified

Parameter	Result	Qualifier	Units	RL	MDL	Dilution Factor
Semivolatile Organics by GC/MS - Westborough Lab						
Tentatively Identified Compounds						
Total TIC Compounds	8350	J	ug/kg			1
Unknown	1080	J	ug/kg			1
Unknown	374	J	ug/kg			1
Unknown	843	J	ug/kg			1
Unknown	156	J	ug/kg			1
Unknown	275	J	ug/kg			1
Unknown	473	J	ug/kg			1
Unknown	2060	J	ug/kg			1
Unknown	2350	J	ug/kg			1
Unknown	161	J	ug/kg			1
Unknown	195	J	ug/kg			1
Unknown Alkane	385	J	ug/kg			1

Surrogate	% Recovery	Qualifier	Acceptance Criteria
2-Fluorophenol	77		25-120
Phenol-d6	84		10-120
Nitrobenzene-d5	81		23-120
2-Fluorobiphenyl	90		30-120
2,4,6-Tribromophenol	109		10-136
4-Terphenyl-d14	82		18-120

Project Name: CPG PHASE 4/5 **Lab Number:** L1706909

Project Number: 16.6669 **Report Date:** 03/15/17

SAMPLE RESULTS

Lab ID:	L1706909-04	Date Collected:	03/07/17 11:10
Client ID:	GP03_0-5	Date Received:	03/07/17
Sample Location:	YONKERS, NY	Field Prep:	Not Specified
Matrix:	Soil	Extraction Method:	EPA 3546
Analytical Method:	1,8270D	Extraction Date:	03/09/17 00:42
Analytical Date:	03/10/17 01:44		
Analyst:	SZ		
Percent Solids:	88%		

Parameter	Result	Qualifier	Units	RL	MDL	Dilution Factor
Semivolatile Organics by GC/MS - Westborough Lab						
Acenaphthene	ND		ug/kg	150	19.	1
Hexachlorobenzene	ND		ug/kg	110	21.	1
Bis(2-chloroethyl)ether	ND		ug/kg	170	25.	1
2-Chloronaphthalene	ND		ug/kg	180	18.	1
3,3'-Dichlorobenzidine	ND		ug/kg	180	49.	1
2,4-Dinitrotoluene	ND		ug/kg	180	37.	1
2,6-Dinitrotoluene	ND		ug/kg	180	32.	1
Fluoranthene	150		ug/kg	110	21.	1
4-Chlorophenyl phenyl ether	ND		ug/kg	180	20.	1
4-Bromophenyl phenyl ether	ND		ug/kg	180	28.	1
Bis(2-chloroisopropyl)ether	ND		ug/kg	220	32.	1
Bis(2-chloroethoxy)methane	ND		ug/kg	200	19.	1
Hexachlorobutadiene	ND		ug/kg	180	27.	1
Hexachlorocyclopentadiene	ND		ug/kg	530	170	1
Hexachloroethane	ND		ug/kg	150	30.	1
Isophorone	ND		ug/kg	170	24.	1
Naphthalene	ND		ug/kg	180	23.	1
Nitrobenzene	ND		ug/kg	170	28.	1
NDPA/DPA	ND		ug/kg	150	21.	1
n-Nitrosodi-n-propylamine	ND		ug/kg	180	29.	1
Bis(2-ethylhexyl)phthalate	180		ug/kg	180	64.	1
Butyl benzyl phthalate	ND		ug/kg	180	47.	1
Di-n-butylphthalate	ND		ug/kg	180	35.	1
Di-n-octylphthalate	ND		ug/kg	180	63.	1
Diethyl phthalate	ND		ug/kg	180	17.	1
Dimethyl phthalate	ND		ug/kg	180	39.	1
Benzo(a)anthracene	82	J	ug/kg	110	21.	1
Benzo(a)pyrene	98	J	ug/kg	150	45.	1
Benzo(b)fluoranthene	130		ug/kg	110	31.	1
Benzo(k)fluoranthene	43	J	ug/kg	110	30.	1

Project Name: CPG PHASE 4/5 **Lab Number:** L1706909

Project Number: 16.6669 **Report Date:** 03/15/17

SAMPLE RESULTS

Lab ID: L1706909-04 Date Collected: 03/07/17 11:10

Client ID: GP03_0-5 Date Received: 03/07/17

Sample Location: YONKERS, NY Field Prep: Not Specified

Parameter	Result	Qualifier	Units	RL	MDL	Dilution Factor
Semivolatile Organics by GC/MS - Westborough Lab						
Chrysene	78	J	ug/kg	110	19.	1
Acenaphthylene	ND		ug/kg	150	29.	1
Anthracene	ND		ug/kg	110	36.	1
Benzo(ghi)perylene	73	J	ug/kg	150	22.	1
Fluorene	ND		ug/kg	180	18.	1
Phenanthrene	59	J	ug/kg	110	23.	1
Dibenzo(a,h)anthracene	ND		ug/kg	110	21.	1
Indeno(1,2,3-cd)pyrene	75	J	ug/kg	150	26.	1
Pyrene	140		ug/kg	110	18.	1
Biphenyl	ND		ug/kg	420	43.	1
4-Chloroaniline	ND		ug/kg	180	34.	1
2-Nitroaniline	ND		ug/kg	180	36.	1
3-Nitroaniline	ND		ug/kg	180	35.	1
4-Nitroaniline	ND		ug/kg	180	77.	1
Dibenzofuran	ND		ug/kg	180	18.	1
2-Methylnaphthalene	ND		ug/kg	220	22.	1
1,2,4,5-Tetrachlorobenzene	ND		ug/kg	180	19.	1
Acetophenone	ND		ug/kg	180	23.	1
2,4,6-Trichlorophenol	ND		ug/kg	110	35.	1
p-Chloro-m-cresol	ND		ug/kg	180	28.	1
2-Chlorophenol	ND		ug/kg	180	22.	1
2,4-Dichlorophenol	ND		ug/kg	170	30.	1
2,4-Dimethylphenol	ND		ug/kg	180	61.	1
2-Nitrophenol	ND		ug/kg	400	70.	1
4-Nitrophenol	ND		ug/kg	260	76.	1
2,4-Dinitrophenol	ND		ug/kg	890	87.	1
4,6-Dinitro-o-cresol	ND		ug/kg	480	89.	1
Pentachlorophenol	ND		ug/kg	150	41.	1
Phenol	ND		ug/kg	180	28.	1
2-Methylphenol	ND		ug/kg	180	29.	1
3-Methylphenol/4-Methylphenol	ND		ug/kg	270	29.	1
2,4,5-Trichlorophenol	ND		ug/kg	180	36.	1
Carbazole	ND		ug/kg	180	18.	1
Atrazine	ND		ug/kg	150	65.	1
Benzaldehyde	ND		ug/kg	240	50.	1
Caprolactam	ND		ug/kg	180	56.	1
2,3,4,6-Tetrachlorophenol	ND		ug/kg	180	38.	1

Project Name: CPG PHASE 4/5 **Lab Number:** L1706909

Project Number: 16.6669 **Report Date:** 03/15/17

SAMPLE RESULTS

Lab ID: L1706909-04 Date Collected: 03/07/17 11:10

Client ID: GP03_0-5 Date Received: 03/07/17

Sample Location: YONKERS, NY Field Prep: Not Specified

Parameter	Result	Qualifier	Units	RL	MDL	Dilution Factor
Semivolatile Organics by GC/MS - Westborough Lab						
Tentatively Identified Compounds						
Total TIC Compounds	466	J	ug/kg			1
Unknown PAH	192	J	ug/kg			1
Unknown Amide	274	J	ug/kg			1

Surrogate	% Recovery	Qualifier	Acceptance Criteria
2-Fluorophenol	**14**	Q	25-120
Phenol-d6	56		10-120
Nitrobenzene-d5	80		23-120
2-Fluorobiphenyl	83		30-120
2,4,6-Tribromophenol	**4**	Q	10-136
4-Terphenyl-d14	77		18-120

Project Name: CPG PHASE 4/5 **Lab Number:** L1706909

Project Number: 16.6669 **Report Date:** 03/15/17

SAMPLE RESULTS

Lab ID:	L1706909-04	RE	Date Collected:	03/07/17 11:10
Client ID:	GP03_0-5		Date Received:	03/07/17
Sample Location:	YONKERS, NY		Field Prep:	Not Specified
Matrix:	Soil		Extraction Method:	EPA 3546
Analytical Method:	1,8270D		Extraction Date:	03/11/17 13:36
Analytical Date:	03/12/17 21:17			
Analyst:	SZ			
Percent Solids:	88%			

Parameter	Result	Qualifier	Units	RL	MDL	Dilution Factor
Semivolatile Organics by GC/MS - Westborough Lab						
Acenaphthene	ND		ug/kg	150	19.	1
Hexachlorobenzene	ND		ug/kg	110	21.	1
Bis(2-chloroethyl)ether	ND		ug/kg	170	25.	1
2-Chloronaphthalene	ND		ug/kg	180	18.	1
3,3'-Dichlorobenzidine	ND		ug/kg	180	49.	1
2,4-Dinitrotoluene	ND		ug/kg	180	37.	1
2,6-Dinitrotoluene	ND		ug/kg	180	32.	1
Fluoranthene	81	J	ug/kg	110	21.	1
4-Chlorophenyl phenyl ether	ND		ug/kg	180	20.	1
4-Bromophenyl phenyl ether	ND		ug/kg	180	28.	1
Bis(2-chloroisopropyl)ether	ND		ug/kg	220	32.	1
Bis(2-chloroethoxy)methane	ND		ug/kg	200	18.	1
Hexachlorobutadiene	ND		ug/kg	180	27.	1
Hexachlorocyclopentadiene	ND		ug/kg	530	170	1
Hexachloroethane	ND		ug/kg	150	30.	1
Isophorone	ND		ug/kg	170	24.	1
Naphthalene	ND		ug/kg	180	22.	1
Nitrobenzene	ND		ug/kg	170	27.	1
NDPA/DPA	ND		ug/kg	150	21.	1
n-Nitrosodi-n-propylamine	ND		ug/kg	180	28.	1
Bis(2-ethylhexyl)phthalate	190		ug/kg	180	64.	1
Butyl benzyl phthalate	ND		ug/kg	180	46.	1
Di-n-butylphthalate	ND		ug/kg	180	35.	1
Di-n-octylphthalate	ND		ug/kg	180	63.	1
Diethyl phthalate	ND		ug/kg	180	17.	1
Dimethyl phthalate	ND		ug/kg	180	39.	1
Benzo(a)anthracene	53	J	ug/kg	110	21.	1
Benzo(a)pyrene	56	J	ug/kg	150	45.	1
Benzo(b)fluoranthene	82	J	ug/kg	110	31.	1
Benzo(k)fluoranthene	ND		ug/kg	110	30.	1

Project Name: CPG PHASE 4/5 **Lab Number:** L1706909

Project Number: 16.6669 **Report Date:** 03/15/17

SAMPLE RESULTS

Lab ID: L1706909-04 RE Date Collected: 03/07/17 11:10

Client ID: GP03_0-5 Date Received: 03/07/17

Sample Location: YONKERS, NY Field Prep: Not Specified

Parameter	Result	Qualifier	Units	RL	MDL	Dilution Factor
Semivolatile Organics by GC/MS - Westborough Lab						
Chrysene	59	J	ug/kg	110	19.	1
Acenaphthylene	ND		ug/kg	150	28.	1
Anthracene	ND		ug/kg	110	36.	1
Benzo(ghi)perylene	46	J	ug/kg	150	22.	1
Fluorene	ND		ug/kg	180	18.	1
Phenanthrene	35	J	ug/kg	110	22.	1
Dibenzo(a,h)anthracene	ND		ug/kg	110	21.	1
Indeno(1,2,3-cd)pyrene	45	J	ug/kg	150	26.	1
Pyrene	81	J	ug/kg	110	18.	1
Biphenyl	ND		ug/kg	420	43.	1
4-Chloroaniline	ND		ug/kg	180	34.	1
2-Nitroaniline	ND		ug/kg	180	36.	1
3-Nitroaniline	ND		ug/kg	180	35.	1
4-Nitroaniline	ND		ug/kg	180	76.	1
Dibenzofuran	ND		ug/kg	180	17.	1
2-Methylnaphthalene	ND		ug/kg	220	22.	1
1,2,4,5-Tetrachlorobenzene	ND		ug/kg	180	19.	1
Acetophenone	ND		ug/kg	180	23.	1
2,4,6-Trichlorophenol	ND		ug/kg	110	35.	1
p-Chloro-m-cresol	ND		ug/kg	180	27.	1
2-Chlorophenol	ND		ug/kg	180	22.	1
2,4-Dichlorophenol	ND		ug/kg	170	30.	1
2,4-Dimethylphenol	ND		ug/kg	180	61.	1
2-Nitrophenol	ND		ug/kg	400	69.	1
4-Nitrophenol	ND		ug/kg	260	75.	1
2,4-Dinitrophenol	ND		ug/kg	880	86.	1
4,6-Dinitro-o-cresol	ND		ug/kg	480	88.	1
Pentachlorophenol	ND		ug/kg	150	40.	1
Phenol	ND		ug/kg	180	28.	1
2-Methylphenol	ND		ug/kg	180	28.	1
3-Methylphenol/4-Methylphenol	ND		ug/kg	260	29.	1
2,4,5-Trichlorophenol	ND		ug/kg	180	35.	1
Carbazole	ND		ug/kg	180	18.	1
Atrazine	ND		ug/kg	150	64.	1
Benzaldehyde	ND		ug/kg	240	50.	1
Caprolactam	ND		ug/kg	180	56.	1
2,3,4,6-Tetrachlorophenol	ND		ug/kg	180	37.	1

Project Name: CPG PHASE 4/5 **Lab Number:** L1706909

Project Number: 16.6669 **Report Date:** 03/15/17

SAMPLE RESULTS

Lab ID: L1706909-04 RE Date Collected: 03/07/17 11:10

Client ID: GP03_0-5 Date Received: 03/07/17

Sample Location: YONKERS, NY Field Prep: Not Specified

Parameter	Result	Qualifier	Units	RL	MDL	Dilution Factor
Semivolatile Organics by GC/MS - Westborough Lab						
Tentatively Identified Compounds						
Total TIC Compounds	557	J	ug/kg			1
Unknown	337	J	ug/kg			1
Unknown	220	J	ug/kg			1

Surrogate	% Recovery	Qualifier	Acceptance Criteria
2-Fluorophenol	**11**	Q	25-120
Phenol-d6	57		10-120
Nitrobenzene-d5	104		23-120
2-Fluorobiphenyl	68		30-120
2,4,6-Tribromophenol	**1**	Q	10-136
4-Terphenyl-d14	48		18-120

Project Name: CPG PHASE 4/5 **Lab Number:** L1706909

Project Number: 16.6669 **Report Date:** 03/15/17

SAMPLE RESULTS

Lab ID:	L1706909-05	Date Collected:	03/07/17 11:20
Client ID:	178GP01_0-2.5	Date Received:	03/07/17
Sample Location:	YONKERS, NY	Field Prep:	Not Specified
Matrix:	Soil	Extraction Method:	EPA 3546
Analytical Method:	1,8270D	Extraction Date:	03/09/17 00:42
Analytical Date:	03/09/17 23:59		
Analyst:	SZ		
Percent Solids:	91%		

Parameter	Result	Qualifier	Units	RL	MDL	Dilution Factor
Semivolatile Organics by GC/MS - Westborough Lab						
Acenaphthene	ND		ug/kg	140	19.	1
Hexachlorobenzene	ND		ug/kg	110	20.	1
Bis(2-chloroethyl)ether	ND		ug/kg	160	24.	1
2-Chloronaphthalene	ND		ug/kg	180	18.	1
3,3'-Dichlorobenzidine	ND		ug/kg	180	48.	1
2,4-Dinitrotoluene	ND		ug/kg	180	36.	1
2,6-Dinitrotoluene	ND		ug/kg	180	31.	1
Fluoranthene	36	J	ug/kg	110	21.	1
4-Chlorophenyl phenyl ether	ND		ug/kg	180	19.	1
4-Bromophenyl phenyl ether	ND		ug/kg	180	28.	1
Bis(2-chloroisopropyl)ether	ND		ug/kg	220	31.	1
Bis(2-chloroethoxy)methane	ND		ug/kg	190	18.	1
Hexachlorobutadiene	ND		ug/kg	180	26.	1
Hexachlorocyclopentadiene	ND		ug/kg	520	160	1
Hexachloroethane	ND		ug/kg	140	29.	1
Isophorone	ND		ug/kg	160	23.	1
Naphthalene	ND		ug/kg	180	22.	1
Nitrobenzene	ND		ug/kg	160	27.	1
NDPA/DPA	ND		ug/kg	140	20.	1
n-Nitrosodi-n-propylamine	ND		ug/kg	180	28.	1
Bis(2-ethylhexyl)phthalate	ND		ug/kg	180	62.	1
Butyl benzyl phthalate	ND		ug/kg	180	45.	1
Di-n-butylphthalate	ND		ug/kg	180	34.	1
Di-n-octylphthalate	ND		ug/kg	180	61.	1
Diethyl phthalate	ND		ug/kg	180	17.	1
Dimethyl phthalate	ND		ug/kg	180	38.	1
Benzo(a)anthracene	ND		ug/kg	110	20.	1
Benzo(a)pyrene	ND		ug/kg	140	44.	1
Benzo(b)fluoranthene	ND		ug/kg	110	30.	1
Benzo(k)fluoranthene	ND		ug/kg	110	29.	1

Project Name: CPG PHASE 4/5 **Lab Number:** L1706909

Project Number: 16.6669 **Report Date:** 03/15/17

SAMPLE RESULTS

Lab ID: L1706909-05 Date Collected: 03/07/17 11:20

Client ID: 178GP01_0-2.5 Date Received: 03/07/17

Sample Location: YONKERS, NY Field Prep: Not Specified

Parameter	Result	Qualifier	Units	RL	MDL	Dilution Factor
Semivolatile Organics by GC/MS - Westborough Lab						
Chrysene	ND		ug/kg	110	19.	1
Acenaphthylene	ND		ug/kg	140	28.	1
Anthracene	ND		ug/kg	110	35.	1
Benzo(ghi)perylene	ND		ug/kg	140	21.	1
Fluorene	ND		ug/kg	180	18.	1
Phenanthrene	22	J	ug/kg	110	22.	1
Dibenzo(a,h)anthracene	ND		ug/kg	110	21.	1
Indeno(1,2,3-cd)pyrene	ND		ug/kg	140	25.	1
Pyrene	27	J	ug/kg	110	18.	1
Biphenyl	ND		ug/kg	410	42.	1
4-Chloroaniline	ND		ug/kg	180	33.	1
2-Nitroaniline	ND		ug/kg	180	35.	1
3-Nitroaniline	ND		ug/kg	180	34.	1
4-Nitroaniline	ND		ug/kg	180	75.	1
Dibenzofuran	ND		ug/kg	180	17.	1
2-Methylnaphthalene	ND		ug/kg	220	22.	1
1,2,4,5-Tetrachlorobenzene	ND		ug/kg	180	19.	1
Acetophenone	ND		ug/kg	180	22.	1
2,4,6-Trichlorophenol	ND		ug/kg	110	34.	1
p-Chloro-m-cresol	ND		ug/kg	180	27.	1
2-Chlorophenol	ND		ug/kg	180	21.	1
2,4-Dichlorophenol	ND		ug/kg	160	29.	1
2,4-Dimethylphenol	ND		ug/kg	180	60.	1
2-Nitrophenol	ND		ug/kg	390	68.	1
4-Nitrophenol	ND		ug/kg	250	74.	1
2,4-Dinitrophenol	ND		ug/kg	860	84.	1
4,6-Dinitro-o-cresol	ND		ug/kg	470	86.	1
Pentachlorophenol	ND		ug/kg	140	40.	1
Phenol	ND		ug/kg	180	27.	1
2-Methylphenol	ND		ug/kg	180	28.	1
3-Methylphenol/4-Methylphenol	ND		ug/kg	260	28.	1
2,4,5-Trichlorophenol	ND		ug/kg	180	34.	1
Carbazole	ND		ug/kg	180	18.	1
Atrazine	ND		ug/kg	140	63.	1
Benzaldehyde	ND		ug/kg	240	49.	1
Caprolactam	ND		ug/kg	180	55.	1
2,3,4,6-Tetrachlorophenol	ND		ug/kg	180	36.	1

Project Name: CPG PHASE 4/5 **Lab Number:** L1706909

Project Number: 16.6669 **Report Date:** 03/15/17

SAMPLE RESULTS

Lab ID: L1706909-05 Date Collected: 03/07/17 11:20

Client ID: 178GP01_0-2.5 Date Received: 03/07/17

Sample Location: YONKERS, NY Field Prep: Not Specified

Parameter	Result	Qualifier	Units	RL	MDL	Dilution Factor
Semivolatile Organics by GC/MS - Westborough Lab						
Tentatively Identified Compounds						
Total TIC Compounds	964	J	ug/kg			1
Unknown Amide	964	J	ug/kg			1

Surrogate	% Recovery	Qualifier	Acceptance Criteria
2-Fluorophenol	**4**	Q	25-120
Phenol-d6	39		10-120
Nitrobenzene-d5	101		23-120
2-Fluorobiphenyl	109		30-120
2,4,6-Tribromophenol	**1**	Q	10-136
4-Terphenyl-d14	113		18-120

Project Name: CPG PHASE 4/5 **Lab Number:** L1706909

Project Number: 16.6669 **Report Date:** 03/15/17

SAMPLE RESULTS

Lab ID:	L1706909-05	RE	Date Collected:	03/07/17 11:20
Client ID:	178GP01_0-2.5		Date Received:	03/07/17
Sample Location:	YONKERS, NY		Field Prep:	Not Specified
Matrix:	Soil		Extraction Method:	EPA 3546
Analytical Method:	1,8270D		Extraction Date:	03/11/17 13:36
Analytical Date:	03/12/17 21:43			
Analyst:	SZ			
Percent Solids:	91%			

Parameter	Result	Qualifier	Units	RL	MDL	Dilution Factor
Semivolatile Organics by GC/MS - Westborough Lab						
Acenaphthene	ND		ug/kg	140	19.	1
Hexachlorobenzene	ND		ug/kg	110	20.	1
Bis(2-chloroethyl)ether	ND		ug/kg	160	24.	1
2-Chloronaphthalene	ND		ug/kg	180	18.	1
3,3'-Dichlorobenzidine	ND		ug/kg	180	48.	1
2,4-Dinitrotoluene	ND		ug/kg	180	36.	1
2,6-Dinitrotoluene	ND		ug/kg	180	31.	1
Fluoranthene	35	J	ug/kg	110	21.	1
4-Chlorophenyl phenyl ether	ND		ug/kg	180	19.	1
4-Bromophenyl phenyl ether	ND		ug/kg	180	28.	1
Bis(2-chloroisopropyl)ether	ND		ug/kg	220	31.	1
Bis(2-chloroethoxy)methane	ND		ug/kg	200	18.	1
Hexachlorobutadiene	ND		ug/kg	180	26.	1
Hexachlorocyclopentadiene	ND		ug/kg	520	160	1
Hexachloroethane	ND		ug/kg	140	29.	1
Isophorone	ND		ug/kg	160	24.	1
Naphthalene	ND		ug/kg	180	22.	1
Nitrobenzene	ND		ug/kg	160	27.	1
NDPA/DPA	ND		ug/kg	140	21.	1
n-Nitrosodi-n-propylamine	ND		ug/kg	180	28.	1
Bis(2-ethylhexyl)phthalate	ND		ug/kg	180	63.	1
Butyl benzyl phthalate	ND		ug/kg	180	46.	1
Di-n-butylphthalate	ND		ug/kg	180	34.	1
Di-n-octylphthalate	ND		ug/kg	180	62.	1
Diethyl phthalate	ND		ug/kg	180	17.	1
Dimethyl phthalate	ND		ug/kg	180	38.	1
Benzo(a)anthracene	ND		ug/kg	110	20.	1
Benzo(a)pyrene	ND		ug/kg	140	44.	1
Benzo(b)fluoranthene	ND		ug/kg	110	30.	1
Benzo(k)fluoranthene	ND		ug/kg	110	29.	1

Project Name: CPG PHASE 4/5 **Lab Number:** L1706909

Project Number: 16.6669 **Report Date:** 03/15/17

SAMPLE RESULTS

Lab ID: L1706909-05 RE Date Collected: 03/07/17 11:20

Client ID: 178GP01_0-2.5 Date Received: 03/07/17

Sample Location: YONKERS, NY Field Prep: Not Specified

Parameter	Result	Qualifier	Units	RL	MDL	Dilution Factor
Semivolatile Organics by GC/MS - Westborough Lab						
Chrysene	19	J	ug/kg	110	19.	1
Acenaphthylene	ND		ug/kg	140	28.	1
Anthracene	ND		ug/kg	110	35.	1
Benzo(ghi)perylene	ND		ug/kg	140	21.	1
Fluorene	ND		ug/kg	180	18.	1
Phenanthrene	ND		ug/kg	110	22.	1
Dibenzo(a,h)anthracene	ND		ug/kg	110	21.	1
Indeno(1,2,3-cd)pyrene	ND		ug/kg	140	25.	1
Pyrene	27	J	ug/kg	110	18.	1
Biphenyl	ND		ug/kg	410	42.	1
4-Chloroaniline	ND		ug/kg	180	33.	1
2-Nitroaniline	ND		ug/kg	180	35.	1
3-Nitroaniline	ND		ug/kg	180	34.	1
4-Nitroaniline	ND		ug/kg	180	75.	1
Dibenzofuran	ND		ug/kg	180	17.	1
2-Methylnaphthalene	ND		ug/kg	220	22.	1
1,2,4,5-Tetrachlorobenzene	ND		ug/kg	180	19.	1
Acetophenone	ND		ug/kg	180	22.	1
2,4,6-Trichlorophenol	ND		ug/kg	110	34.	1
p-Chloro-m-cresol	ND		ug/kg	180	27.	1
2-Chlorophenol	ND		ug/kg	180	21.	1
2,4-Dichlorophenol	ND		ug/kg	160	29.	1
2,4-Dimethylphenol	ND		ug/kg	180	60.	1
2-Nitrophenol	ND		ug/kg	390	68.	1
4-Nitrophenol	ND		ug/kg	250	74.	1
2,4-Dinitrophenol	ND		ug/kg	870	84.	1
4,6-Dinitro-o-cresol	ND		ug/kg	470	87.	1
Pentachlorophenol	ND		ug/kg	140	40.	1
Phenol	ND		ug/kg	180	27.	1
2-Methylphenol	ND		ug/kg	180	28.	1
3-Methylphenol/4-Methylphenol	ND		ug/kg	260	28.	1
2,4,5-Trichlorophenol	ND		ug/kg	180	35.	1
Carbazole	ND		ug/kg	180	18.	1
Atrazine	ND		ug/kg	140	63.	1
Benzaldehyde	ND		ug/kg	240	49.	1
Caprolactam	ND		ug/kg	180	55.	1
2,3,4,6-Tetrachlorophenol	ND		ug/kg	180	37.	1

Project Name: CPG PHASE 4/5 **Lab Number:** L1706909

Project Number: 16.6669 **Report Date:** 03/15/17

SAMPLE RESULTS

Lab ID: L1706909-05 RE Date Collected: 03/07/17 11:20

Client ID: 178GP01_0-2.5 Date Received: 03/07/17

Sample Location: YONKERS, NY Field Prep: Not Specified

Parameter	Result	Qualifier	Units	RL	MDL	Dilution Factor
Semivolatile Organics by GC/MS - Westborough Lab						
Tentatively Identified Compounds						
Total TIC Compounds	3180	J	ug/kg			1
Unknown	1450	J	ug/kg			1
Unknown	464	J	ug/kg			1
Unknown Amide	892	J	ug/kg			1
Unknown	228	J	ug/kg			1
Unknown	146	J	ug/kg			1

Surrogate	% Recovery	Qualifier	Acceptance Criteria
2-Fluorophenol	**2**	Q	25-120
Phenol-d6	21		10-120
Nitrobenzene-d5	101		23-120
2-Fluorobiphenyl	75		30-120
2,4,6-Tribromophenol	**0**	Q	10-136
4-Terphenyl-d14	59		18-120

Project Name: CPG PHASE 4/5 **Lab Number:** L1706909

Project Number: 16.6669 **Report Date:** 03/15/17

SAMPLE RESULTS

Lab ID:	L1706909-06	Date Collected:	03/07/17 13:20
Client ID:	178GP02_2.5-5	Date Received:	03/07/17
Sample Location:	YONKERS, NY	Field Prep:	Not Specified
Matrix:	Soil	Extraction Method:	EPA 3546
Analytical Method:	1,8270D	Extraction Date:	03/09/17 00:42
Analytical Date:	03/10/17 14:52		
Analyst:	RC		
Percent Solids:	88%		

Parameter	Result	Qualifier	Units	RL	MDL	Dilution Factor
Semivolatile Organics by GC/MS - Westborough Lab						
Acenaphthene	630		ug/kg	150	19.	1
Hexachlorobenzene	ND		ug/kg	110	21.	1
Bis(2-chloroethyl)ether	ND		ug/kg	160	25.	1
2-Chloronaphthalene	ND		ug/kg	180	18.	1
3,3'-Dichlorobenzidine	ND		ug/kg	180	49.	1
2,4-Dinitrotoluene	ND		ug/kg	180	37.	1
2,6-Dinitrotoluene	ND		ug/kg	180	32.	1
Fluoranthene	3600		ug/kg	110	21.	1
4-Chlorophenyl phenyl ether	ND		ug/kg	180	20.	1
4-Bromophenyl phenyl ether	ND		ug/kg	180	28.	1
Bis(2-chloroisopropyl)ether	ND		ug/kg	220	31.	1
Bis(2-chloroethoxy)methane	ND		ug/kg	200	18.	1
Hexachlorobutadiene	ND		ug/kg	180	27.	1
Hexachlorocyclopentadiene	ND		ug/kg	530	170	1
Hexachloroethane	ND		ug/kg	150	30.	1
Isophorone	ND		ug/kg	160	24.	1
Naphthalene	1200		ug/kg	180	22.	1
Nitrobenzene	ND		ug/kg	160	27.	1
NDPA/DPA	ND		ug/kg	150	21.	1
n-Nitrosodi-n-propylamine	ND		ug/kg	180	28.	1
Bis(2-ethylhexyl)phthalate	ND		ug/kg	180	64.	1
Butyl benzyl phthalate	ND		ug/kg	180	46.	1
Di-n-butylphthalate	ND		ug/kg	180	35.	1
Di-n-octylphthalate	ND		ug/kg	180	62.	1
Diethyl phthalate	ND		ug/kg	180	17.	1
Dimethyl phthalate	ND		ug/kg	180	39.	1
Benzo(a)anthracene	1400		ug/kg	110	21.	1
Benzo(a)pyrene	1300		ug/kg	150	45.	1
Benzo(b)fluoranthene	1500		ug/kg	110	31.	1
Benzo(k)fluoranthene	540		ug/kg	110	29.	1

Project Name: CPG PHASE 4/5 **Lab Number:** L1706909

Project Number: 16.6669 **Report Date:** 03/15/17

SAMPLE RESULTS

Lab ID: L1706909-06 Date Collected: 03/07/17 13:20

Client ID: 178GP02_2.5-5 Date Received: 03/07/17

Sample Location: YONKERS, NY Field Prep: Not Specified

Parameter	Result	Qualifier	Units	RL	MDL	Dilution Factor
Semivolatile Organics by GC/MS - Westborough Lab						
Chrysene	1500		ug/kg	110	19.	1
Acenaphthylene	380		ug/kg	150	28.	1
Anthracene	1200		ug/kg	110	36.	1
Benzo(ghi)perylene	640		ug/kg	150	22.	1
Fluorene	970		ug/kg	180	18.	1
Phenanthrene	3900		ug/kg	110	22.	1
Dibenzo(a,h)anthracene	160		ug/kg	110	21.	1
Indeno(1,2,3-cd)pyrene	720		ug/kg	150	26.	1
Pyrene	3100		ug/kg	110	18.	1
Biphenyl	140	J	ug/kg	420	43.	1
4-Chloroaniline	ND		ug/kg	180	33.	1
2-Nitroaniline	ND		ug/kg	180	35.	1
3-Nitroaniline	ND		ug/kg	180	35.	1
4-Nitroaniline	ND		ug/kg	180	76.	1
Dibenzofuran	520		ug/kg	180	17.	1
2-Methylnaphthalene	790		ug/kg	220	22.	1
1,2,4,5-Tetrachlorobenzene	ND		ug/kg	180	19.	1
Acetophenone	ND		ug/kg	180	23.	1
2,4,6-Trichlorophenol	ND		ug/kg	110	35.	1
p-Chloro-m-cresol	ND		ug/kg	180	27.	1
2-Chlorophenol	ND		ug/kg	180	22.	1
2,4-Dichlorophenol	ND		ug/kg	160	30.	1
2,4-Dimethylphenol	ND		ug/kg	180	61.	1
2-Nitrophenol	ND		ug/kg	400	69.	1
4-Nitrophenol	ND		ug/kg	260	75.	1
2,4-Dinitrophenol	ND		ug/kg	880	86.	1
4,6-Dinitro-o-cresol	ND		ug/kg	480	88.	1
Pentachlorophenol	ND		ug/kg	150	40.	1
Phenol	ND		ug/kg	180	28.	1
2-Methylphenol	ND		ug/kg	180	28.	1
3-Methylphenol/4-Methylphenol	ND		ug/kg	260	29.	1
2,4,5-Trichlorophenol	ND		ug/kg	180	35.	1
Carbazole	340		ug/kg	180	18.	1
Atrazine	ND		ug/kg	150	64.	1
Benzaldehyde	ND		ug/kg	240	50.	1
Caprolactam	ND		ug/kg	180	56.	1
2,3,4,6-Tetrachlorophenol	ND		ug/kg	180	37.	1

Project Name: CPG PHASE 4/5 **Lab Number:** L1706909

Project Number: 16.6669 **Report Date:** 03/15/17

SAMPLE RESULTS

Lab ID: L1706909-06 Date Collected: 03/07/17 13:20

Client ID: 178GP02_2.5-5 Date Received: 03/07/17

Sample Location: YONKERS, NY Field Prep: Not Specified

Parameter	Result	Qualifier	Units	RL	MDL	Dilution Factor
Semivolatile Organics by GC/MS - Westborough Lab						
Tentatively Identified Compounds						
Total TIC Compounds	20100	J	ug/kg			1
Unknown PAH	577	J	ug/kg			1
Unknown PAH	608	J	ug/kg			1
Unknown	310	J	ug/kg			1
Unknown	334	J	ug/kg			1
Unknown	2590	J	ug/kg			1
Unknown Alkane	347	J	ug/kg			1
Unknown Thiophene	347	J	ug/kg			1
Unknown Alkane	411	J	ug/kg			1
Unknown Benzene	1470	J	ug/kg			1
Unknown Benzene	1320	J	ug/kg			1
Unknown Naphthalene	283	J	ug/kg			1
Unknown PAH	937	J	ug/kg			1
Unknown Naphthalene	488	J	ug/kg			1
Unknown	313	J	ug/kg			1
Unknown Benzene	266	J	ug/kg			1
Unknown Benzene	6230	J	ug/kg			1
Unknown	241	J	ug/kg			1
Unknown Benzene	2290	J	ug/kg			1
Unknown Naphthalene	409	J	ug/kg			1
Unknown Naphthalene	280	J	ug/kg			1

Surrogate	% Recovery	Qualifier	Acceptance Criteria
2-Fluorophenol	**15**	Q	25-120
Phenol-d6	61		10-120
Nitrobenzene-d5	90		23-120
2-Fluorobiphenyl	88		30-120
2,4,6-Tribromophenol	**3**	Q	10-136
4-Terphenyl-d14	77		18-120

Project Name: CPG PHASE 4/5 **Lab Number:** L1706909

Project Number: 16.6669 **Report Date:** 03/15/17

SAMPLE RESULTS

Lab ID:	L1706909-06	RE\D	Date Collected:	03/07/17 13:20
Client ID:	178GP02_2.5-5		Date Received:	03/07/17
Sample Location:	YONKERS, NY		Field Prep:	Not Specified
Matrix:	Soil		Extraction Method:	EPA 3546
Analytical Method:	1,8270D		Extraction Date:	03/13/17 12:57
Analytical Date:	03/14/17 05:49			
Analyst:	KV			
Percent Solids:	88%			

Parameter	Result	Qualifier	Units	RL	MDL	Dilution Factor
Semivolatile Organics by GC/MS - Westborough Lab						
Acenaphthene	360	J	ug/kg	750	97.	5
Hexachlorobenzene	ND		ug/kg	560	100	5
Bis(2-chloroethyl)ether	ND		ug/kg	840	130	5
2-Chloronaphthalene	ND		ug/kg	940	93.	5
3,3'-Dichlorobenzidine	ND		ug/kg	940	250	5
2,4-Dinitrotoluene	ND		ug/kg	940	190	5
2,6-Dinitrotoluene	ND		ug/kg	940	160	5
Fluoranthene	1800		ug/kg	560	110	5
4-Chlorophenyl phenyl ether	ND		ug/kg	940	100	5
4-Bromophenyl phenyl ether	ND		ug/kg	940	140	5
Bis(2-chloroisopropyl)ether	ND		ug/kg	1100	160	5
Bis(2-chloroethoxy)methane	ND		ug/kg	1000	94.	5
Hexachlorobutadiene	ND		ug/kg	940	140	5
Hexachlorocyclopentadiene	ND		ug/kg	2700	850	5
Hexachloroethane	ND		ug/kg	750	150	5
Isophorone	ND		ug/kg	840	120	5
Naphthalene	680	J	ug/kg	940	110	5
Nitrobenzene	ND		ug/kg	840	140	5
NDPA/DPA	ND		ug/kg	750	110	5
n-Nitrosodi-n-propylamine	ND		ug/kg	940	140	5
Bis(2-ethylhexyl)phthalate	ND		ug/kg	940	320	5
Butyl benzyl phthalate	ND		ug/kg	940	240	5
Di-n-butylphthalate	ND		ug/kg	940	180	5
Di-n-octylphthalate	ND		ug/kg	940	320	5
Diethyl phthalate	ND		ug/kg	940	86.	5
Dimethyl phthalate	ND		ug/kg	940	200	5
Benzo(a)anthracene	720		ug/kg	560	100	5
Benzo(a)pyrene	590	J	ug/kg	750	230	5
Benzo(b)fluoranthene	730		ug/kg	560	160	5
Benzo(k)fluoranthene	200	J	ug/kg	560	150	5

Project Name: CPG PHASE 4/5 **Lab Number:** L1706909

Project Number: 16.6669 **Report Date:** 03/15/17

SAMPLE RESULTS

Lab ID: L1706909-06 RE\D Date Collected: 03/07/17 13:20

Client ID: 178GP02_2.5-5 Date Received: 03/07/17

Sample Location: YONKERS, NY Field Prep: Not Specified

Parameter	Result	Qualifier	Units	RL	MDL	Dilution Factor
Semivolatile Organics by GC/MS - Westborough Lab						
Chrysene	640		ug/kg	560	97.	5
Acenaphthylene	ND		ug/kg	750	140	5
Anthracene	530	J	ug/kg	560	180	5
Benzo(ghi)perylene	310	J	ug/kg	750	110	5
Fluorene	540	J	ug/kg	940	91.	5
Phenanthrene	1900		ug/kg	560	110	5
Dibenzo(a,h)anthracene	ND		ug/kg	560	110	5
Indeno(1,2,3-cd)pyrene	330	J	ug/kg	750	130	5
Pyrene	1500		ug/kg	560	93.	5
Biphenyl	ND		ug/kg	2100	220	5
4-Chloroaniline	ND		ug/kg	940	170	5
2-Nitroaniline	ND		ug/kg	940	180	5
3-Nitroaniline	ND		ug/kg	940	180	5
4-Nitroaniline	ND		ug/kg	940	390	5
Dibenzofuran	300	J	ug/kg	940	88.	5
2-Methylnaphthalene	490	J	ug/kg	1100	110	5
1,2,4,5-Tetrachlorobenzene	ND		ug/kg	940	98.	5
Acetophenone	ND		ug/kg	940	120	5
2,4,6-Trichlorophenol	ND		ug/kg	560	180	5
p-Chloro-m-cresol	ND		ug/kg	940	140	5
2-Chlorophenol	ND		ug/kg	940	110	5
2,4-Dichlorophenol	ND		ug/kg	840	150	5
2,4-Dimethylphenol	ND		ug/kg	940	310	5
2-Nitrophenol	ND		ug/kg	2000	350	5
4-Nitrophenol	ND		ug/kg	1300	380	5
2,4-Dinitrophenol	ND		ug/kg	4500	440	5
4,6-Dinitro-o-cresol	ND		ug/kg	2400	450	5
Pentachlorophenol	ND		ug/kg	750	200	5
Phenol	ND		ug/kg	940	140	5
2-Methylphenol	ND		ug/kg	940	140	5
3-Methylphenol/4-Methylphenol	ND		ug/kg	1300	150	5
2,4,5-Trichlorophenol	ND		ug/kg	940	180	5
Carbazole	190	J	ug/kg	940	91.	5
Atrazine	ND		ug/kg	750	330	5
Benzaldehyde	ND		ug/kg	1200	250	5
Caprolactam	ND		ug/kg	940	280	5
2,3,4,6-Tetrachlorophenol	ND		ug/kg	940	190	5

Project Name: CPG PHASE 4/5 **Lab Number:** L1706909

Project Number: 16.6669 **Report Date:** 03/15/17

SAMPLE RESULTS

Lab ID: L1706909-06 RE\D Date Collected: 03/07/17 13:20

Client ID: 178GP02_2.5-5 Date Received: 03/07/17

Sample Location: YONKERS, NY Field Prep: Not Specified

Parameter	Result	Qualifier	Units	RL	MDL	Dilution Factor
Semivolatile Organics by GC/MS - Westborough Lab						
Tentatively Identified Compounds						
No Tentatively Identified Compounds	ND		ug/kg			5

Surrogate	% Recovery	Qualifier	Acceptance Criteria
2-Fluorophenol	**13**	Q	25-120
Phenol-d6	43		10-120
Nitrobenzene-d5	60		23-120
2-Fluorobiphenyl	44		30-120
2,4,6-Tribromophenol	**0**	Q	10-136
4-Terphenyl-d14	38		18-120

Project Name: CPG PHASE 4/5 **Lab Number:** L1706909

Project Number: 16.6669 **Report Date:** 03/15/17

SAMPLE RESULTS

Lab ID:	L1706909-08	Date Collected:	03/07/17 13:30
Client ID:	178GP03_2.5-5	Date Received:	03/07/17
Sample Location:	YONKERS, NY	Field Prep:	Not Specified
Matrix:	Soil	Extraction Method:	EPA 3546
Analytical Method:	1,8270D	Extraction Date:	03/14/17 10:09
Analytical Date:	03/15/17 15:21		
Analyst:	SZ		
Percent Solids:	88%		

Parameter	Result	Qualifier	Units	RL	MDL	Dilution Factor
Semivolatile Organics by GC/MS - Westborough Lab						
Acenaphthene	130	J	ug/kg	150	19.	1
Hexachlorobenzene	ND		ug/kg	110	21.	1
Bis(2-chloroethyl)ether	ND		ug/kg	170	25.	1
2-Chloronaphthalene	ND		ug/kg	190	19.	1
3,3'-Dichlorobenzidine	ND		ug/kg	190	50.	1
2,4-Dinitrotoluene	ND		ug/kg	190	38.	1
2,6-Dinitrotoluene	ND		ug/kg	190	32.	1
Fluoranthene	1400		ug/kg	110	22.	1
4-Chlorophenyl phenyl ether	ND		ug/kg	190	20.	1
4-Bromophenyl phenyl ether	ND		ug/kg	190	29.	1
Bis(2-chloroisopropyl)ether	ND		ug/kg	220	32.	1
Bis(2-chloroethoxy)methane	ND		ug/kg	200	19.	1
Hexachlorobutadiene	ND		ug/kg	190	27.	1
Hexachlorocyclopentadiene	ND		ug/kg	540	170	1
Hexachloroethane	ND		ug/kg	150	30.	1
Isophorone	ND		ug/kg	170	24.	1
Naphthalene	2200		ug/kg	190	23.	1
Nitrobenzene	ND		ug/kg	170	28.	1
NDPA/DPA	ND		ug/kg	150	21.	1
n-Nitrosodi-n-propylamine	ND		ug/kg	190	29.	1
Bis(2-ethylhexyl)phthalate	ND		ug/kg	190	65.	1
Butyl benzyl phthalate	ND		ug/kg	190	47.	1
Di-n-butylphthalate	ND		ug/kg	190	36.	1
Di-n-octylphthalate	ND		ug/kg	190	64.	1
Diethyl phthalate	ND		ug/kg	190	17.	1
Dimethyl phthalate	ND		ug/kg	190	39.	1
Benzo(a)anthracene	660		ug/kg	110	21.	1
Benzo(a)pyrene	480		ug/kg	150	46.	1
Benzo(b)fluoranthene	620		ug/kg	110	32.	1
Benzo(k)fluoranthene	230		ug/kg	110	30.	1

Project Name: CPG PHASE 4/5 **Lab Number:** L1706909

Project Number: 16.6669 **Report Date:** 03/15/17

SAMPLE RESULTS

Lab ID: L1706909-08 Date Collected: 03/07/17 13:30

Client ID: 178GP03_2.5-5 Date Received: 03/07/17

Sample Location: YONKERS, NY Field Prep: Not Specified

Parameter	Result	Qualifier	Units	RL	MDL	Dilution Factor
Semivolatile Organics by GC/MS - Westborough Lab						
Chrysene	600		ug/kg	110	20.	1
Acenaphthylene	ND		ug/kg	150	29.	1
Anthracene	340		ug/kg	110	36.	1
Benzo(ghi)perylene	240		ug/kg	150	22.	1
Fluorene	230		ug/kg	190	18.	1
Phenanthrene	1100		ug/kg	110	23.	1
Dibenzo(a,h)anthracene	66	J	ug/kg	110	22.	1
Indeno(1,2,3-cd)pyrene	260		ug/kg	150	26.	1
Pyrene	1100		ug/kg	110	19.	1
Biphenyl	ND		ug/kg	430	44.	1
4-Chloroaniline	ND		ug/kg	190	34.	1
2-Nitroaniline	ND		ug/kg	190	36.	1
3-Nitroaniline	ND		ug/kg	190	35.	1
4-Nitroaniline	ND		ug/kg	190	78.	1
Dibenzofuran	100	J	ug/kg	190	18.	1
2-Methylnaphthalene	1400		ug/kg	220	23.	1
1,2,4,5-Tetrachlorobenzene	ND		ug/kg	190	20.	1
Acetophenone	ND		ug/kg	190	23.	1
2,4,6-Trichlorophenol	ND		ug/kg	110	36.	1
p-Chloro-m-cresol	ND		ug/kg	190	28.	1
2-Chlorophenol	ND		ug/kg	190	22.	1
2,4-Dichlorophenol	ND		ug/kg	170	30.	1
2,4-Dimethylphenol	ND		ug/kg	190	62.	1
2-Nitrophenol	ND		ug/kg	400	70.	1
4-Nitrophenol	ND		ug/kg	260	76.	1
2,4-Dinitrophenol	ND		ug/kg	900	87.	1
4,6-Dinitro-o-cresol	ND		ug/kg	490	90.	1
Pentachlorophenol	ND		ug/kg	150	41.	1
Phenol	ND		ug/kg	190	28.	1
2-Methylphenol	ND		ug/kg	190	29.	1
3-Methylphenol/4-Methylphenol	ND		ug/kg	270	29.	1
2,4,5-Trichlorophenol	ND		ug/kg	190	36.	1
Carbazole	300		ug/kg	190	18.	1
Atrazine	ND		ug/kg	150	66.	1
Benzaldehyde	ND		ug/kg	250	51.	1
Caprolactam	ND		ug/kg	190	57.	1
2,3,4,6-Tetrachlorophenol	ND		ug/kg	190	38.	1

Project Name: CPG PHASE 4/5 **Lab Number:** L1706909

Project Number: 16.6669 **Report Date:** 03/15/17

SAMPLE RESULTS

Lab ID: L1706909-08 Date Collected: 03/07/17 13:30

Client ID: 178GP03_2.5-5 Date Received: 03/07/17

Sample Location: YONKERS, NY Field Prep: Not Specified

Parameter	Result	Qualifier	Units	RL	MDL	Dilution Factor
Semivolatile Organics by GC/MS - Westborough Lab						
Tentatively Identified Compounds						
Total TIC Compounds	9500	J	ug/kg			1
Unknown	425	J	ug/kg			1
Unknown	503	J	ug/kg			1
Unknown Benzene	895	J	ug/kg			1
Unknown Naphthalene	225	J	ug/kg			1
Unknown	311	J	ug/kg			1
Unknown PAH	158	J	ug/kg			1
Unknown Benzene	189	J	ug/kg			1
Unknown Indene	316	J	ug/kg			1
Unknown PAH	327	J	ug/kg			1
Unknown	202	J	ug/kg			1
Unknown Benzene	418	J	ug/kg			1
Unknown	395	J	ug/kg			1
Unknown	664	J	ug/kg			1
Unknown Benzene	1100	J	ug/kg			1
Unknown Naphthalene	255	J	ug/kg			1
Unknown	360	J	ug/kg			1
Unknown	751	J	ug/kg			1
Unknown Benzene	337	J	ug/kg			1
Unknown Naphthalene	203	J	ug/kg			1
Unknown	1470	J	ug/kg			1

Surrogate	% Recovery	Qualifier	Acceptance Criteria
2-Fluorophenol	76		25-120
Phenol-d6	80		10-120
Nitrobenzene-d5	86		23-120
2-Fluorobiphenyl	74		30-120
2,4,6-Tribromophenol	105		10-136
4-Terphenyl-d14	62		18-120

Project Name: CPG PHASE 4/5 **Lab Number:** L1706909

Project Number: 16.6669 **Report Date:** 03/15/17

SAMPLE RESULTS

Lab ID:	L1706909-09	Date Collected:	03/07/17 14:15
Client ID:	178GP04_0-5	Date Received:	03/07/17
Sample Location:	YONKERS, NY	Field Prep:	Not Specified
Matrix:	Soil	Extraction Method:	EPA 3546
Analytical Method:	1,8270D	Extraction Date:	03/09/17 00:42
Analytical Date:	03/10/17 15:43		
Analyst:	RC		
Percent Solids:	89%		

Parameter	Result	Qualifier	Units	RL	MDL	Dilution Factor
Semivolatile Organics by GC/MS - Westborough Lab						
Acenaphthene	71	J	ug/kg	150	19.	1
Hexachlorobenzene	ND		ug/kg	110	21.	1
Bis(2-chloroethyl)ether	ND		ug/kg	170	25.	1
2-Chloronaphthalene	ND		ug/kg	180	18.	1
3,3'-Dichlorobenzidine	ND		ug/kg	180	49.	1
2,4-Dinitrotoluene	ND		ug/kg	180	37.	1
2,6-Dinitrotoluene	ND		ug/kg	180	32.	1
Fluoranthene	510		ug/kg	110	21.	1
4-Chlorophenyl phenyl ether	ND		ug/kg	180	20.	1
4-Bromophenyl phenyl ether	ND		ug/kg	180	28.	1
Bis(2-chloroisopropyl)ether	ND		ug/kg	220	32.	1
Bis(2-chloroethoxy)methane	ND		ug/kg	200	18.	1
Hexachlorobutadiene	ND		ug/kg	180	27.	1
Hexachlorocyclopentadiene	ND		ug/kg	530	170	1
Hexachloroethane	ND		ug/kg	150	30.	1
Isophorone	ND		ug/kg	170	24.	1
Naphthalene	79	J	ug/kg	180	22.	1
Nitrobenzene	ND		ug/kg	170	27.	1
NDPA/DPA	ND		ug/kg	150	21.	1
n-Nitrosodi-n-propylamine	ND		ug/kg	180	28.	1
Bis(2-ethylhexyl)phthalate	ND		ug/kg	180	64.	1
Butyl benzyl phthalate	ND		ug/kg	180	47.	1
Di-n-butylphthalate	ND		ug/kg	180	35.	1
Di-n-octylphthalate	ND		ug/kg	180	63.	1
Diethyl phthalate	ND		ug/kg	180	17.	1
Dimethyl phthalate	ND		ug/kg	180	39.	1
Benzo(a)anthracene	200		ug/kg	110	21.	1
Benzo(a)pyrene	170		ug/kg	150	45.	1
Benzo(b)fluoranthene	230		ug/kg	110	31.	1
Benzo(k)fluoranthene	74	J	ug/kg	110	30.	1

Project Name: CPG PHASE 4/5 **Lab Number:** L1706909

Project Number: 16.6669 **Report Date:** 03/15/17

SAMPLE RESULTS

Lab ID: L1706909-09 Date Collected: 03/07/17 14:15

Client ID: 178GP04_0-5 Date Received: 03/07/17

Sample Location: YONKERS, NY Field Prep: Not Specified

Parameter	Result	Qualifier	Units	RL	MDL	Dilution Factor
Semivolatile Organics by GC/MS - Westborough Lab						
Chrysene	200		ug/kg	110	19.	1
Acenaphthylene	56	J	ug/kg	150	28.	1
Anthracene	160		ug/kg	110	36.	1
Benzo(ghi)perylene	100	J	ug/kg	150	22.	1
Fluorene	120	J	ug/kg	180	18.	1
Phenanthrene	500		ug/kg	110	22.	1
Dibenzo(a,h)anthracene	ND		ug/kg	110	21.	1
Indeno(1,2,3-cd)pyrene	110	J	ug/kg	150	26.	1
Pyrene	430		ug/kg	110	18.	1
Biphenyl	ND		ug/kg	420	43.	1
4-Chloroaniline	ND		ug/kg	180	34.	1
2-Nitroaniline	ND		ug/kg	180	36.	1
3-Nitroaniline	ND		ug/kg	180	35.	1
4-Nitroaniline	ND		ug/kg	180	77.	1
Dibenzofuran	62	J	ug/kg	180	18.	1
2-Methylnaphthalene	68	J	ug/kg	220	22.	1
1,2,4,5-Tetrachlorobenzene	ND		ug/kg	180	19.	1
Acetophenone	ND		ug/kg	180	23.	1
2,4,6-Trichlorophenol	ND		ug/kg	110	35.	1
p-Chloro-m-cresol	ND		ug/kg	180	28.	1
2-Chlorophenol	ND		ug/kg	180	22.	1
2,4-Dichlorophenol	ND		ug/kg	170	30.	1
2,4-Dimethylphenol	ND		ug/kg	180	61.	1
2-Nitrophenol	ND		ug/kg	400	70.	1
4-Nitrophenol	ND		ug/kg	260	76.	1
2,4-Dinitrophenol	ND		ug/kg	890	86.	1
4,6-Dinitro-o-cresol	ND		ug/kg	480	89.	1
Pentachlorophenol	ND		ug/kg	150	41.	1
Phenol	ND		ug/kg	180	28.	1
2-Methylphenol	ND		ug/kg	180	29.	1
3-Methylphenol/4-Methylphenol	ND		ug/kg	270	29.	1
2,4,5-Trichlorophenol	ND		ug/kg	180	35.	1
Carbazole	58	J	ug/kg	180	18.	1
Atrazine	ND		ug/kg	150	65.	1
Benzaldehyde	ND		ug/kg	240	50.	1
Caprolactam	ND		ug/kg	180	56.	1
2,3,4,6-Tetrachlorophenol	ND		ug/kg	180	37.	1

Project Name: CPG PHASE 4/5 **Lab Number:** L1706909

Project Number: 16.6669 **Report Date:** 03/15/17

SAMPLE RESULTS

Lab ID: L1706909-09 Date Collected: 03/07/17 14:15

Client ID: 178GP04_0-5 Date Received: 03/07/17

Sample Location: YONKERS, NY Field Prep: Not Specified

Parameter	Result	Qualifier	Units	RL	MDL	Dilution Factor
Semivolatile Organics by GC/MS - Westborough Lab						
Tentatively Identified Compounds						
Total TIC Compounds	5460	J	ug/kg			1
Unknown Benzene	1480	J	ug/kg			1
Unknown Benzene	3980	J	ug/kg			1

Surrogate	% Recovery	Qualifier	Acceptance Criteria
2-Fluorophenol	75		25-120
Phenol-d6	83		10-120
Nitrobenzene-d5	83		23-120
2-Fluorobiphenyl	78		30-120
2,4,6-Tribromophenol	65		10-136
4-Terphenyl-d14	67		18-120

Project Name: CPG PHASE 4/5 **Lab Number:** L1706909

Project Number: 16.6669 **Report Date:** 03/15/17

Method Blank Analysis
Batch Quality Control

Analytical Method: 1,8270D
Analytical Date: 03/09/17 14:09
Analyst: RC

Extraction Method: EPA 3546
Extraction Date: 03/09/17 00:42

Parameter	Result	Qualifier	Units	RL	MDL
Semivolatile Organics by GC/MS - Westborough Lab for sample(s): 01-06,09 Batch: WG984040-1					
Acenaphthene	ND		ug/kg	130	17.
Hexachlorobenzene	ND		ug/kg	99	18.
Bis(2-chloroethyl)ether	ND		ug/kg	150	22.
2-Chloronaphthalene	ND		ug/kg	160	16.
3,3'-Dichlorobenzidine	ND		ug/kg	160	44.
2,4-Dinitrotoluene	ND		ug/kg	160	33.
2,6-Dinitrotoluene	ND		ug/kg	160	28.
Fluoranthene	ND		ug/kg	99	19.
4-Chlorophenyl phenyl ether	ND		ug/kg	160	18.
4-Bromophenyl phenyl ether	ND		ug/kg	160	25.
Bis(2-chloroisopropyl)ether	ND		ug/kg	200	28.
Bis(2-chloroethoxy)methane	ND		ug/kg	180	16.
Hexachlorobutadiene	ND		ug/kg	160	24.
Hexachlorocyclopentadiene	ND		ug/kg	470	150
Hexachloroethane	ND		ug/kg	130	27.
Isophorone	ND		ug/kg	150	21.
Naphthalene	ND		ug/kg	160	20.
Nitrobenzene	ND		ug/kg	150	24.
NDPA/DPA	ND		ug/kg	130	19.
n-Nitrosodi-n-propylamine	ND		ug/kg	160	25.
Bis(2-ethylhexyl)phthalate	ND		ug/kg	160	57.
Butyl benzyl phthalate	ND		ug/kg	160	42.
Di-n-butylphthalate	ND		ug/kg	160	31.
Di-n-octylphthalate	ND		ug/kg	160	56.
Diethyl phthalate	ND		ug/kg	160	15.
Dimethyl phthalate	ND		ug/kg	160	34.
Benzo(a)anthracene	ND		ug/kg	99	18.
Benzo(a)pyrene	ND		ug/kg	130	40.
Benzo(b)fluoranthene	ND		ug/kg	99	28.

Project Name: CPG PHASE 4/5 **Lab Number:** L1706909

Project Number: 16.6669 **Report Date:** 03/15/17

Method Blank Analysis
Batch Quality Control

Analytical Method: 1,8270D
Analytical Date: 03/09/17 14:09
Analyst: RC

Extraction Method: EPA 3546
Extraction Date: 03/09/17 00:42

Parameter	Result	Qualifier	Units	RL	MDL
Semivolatile Organics by GC/MS - Westborough Lab for sample(s): 01-06,09 Batch: WG984040-1					
Benzo(k)fluoranthene	ND		ug/kg	99	26.
Chrysene	ND		ug/kg	99	17.
Acenaphthylene	ND		ug/kg	130	25.
Anthracene	ND		ug/kg	99	32.
Benzo(ghi)perylene	ND		ug/kg	130	19.
Fluorene	ND		ug/kg	160	16.
Phenanthrene	ND		ug/kg	99	20.
Dibenzo(a,h)anthracene	ND		ug/kg	99	19.
Indeno(1,2,3-cd)pyrene	ND		ug/kg	130	23.
Pyrene	ND		ug/kg	99	16.
Biphenyl	ND		ug/kg	380	38.
4-Chloroaniline	ND		ug/kg	160	30.
2-Nitroaniline	ND		ug/kg	160	32.
3-Nitroaniline	ND		ug/kg	160	31.
4-Nitroaniline	ND		ug/kg	160	68.
Dibenzofuran	ND		ug/kg	160	16.
2-Methylnaphthalene	ND		ug/kg	200	20.
1,2,4,5-Tetrachlorobenzene	ND		ug/kg	160	17.
Acetophenone	ND		ug/kg	160	20.
2,4,6-Trichlorophenol	ND		ug/kg	99	31.
p-Chloro-m-cresol	ND		ug/kg	160	24.
2-Chlorophenol	ND		ug/kg	160	19.
2,4-Dichlorophenol	ND		ug/kg	150	26.
2,4-Dimethylphenol	ND		ug/kg	160	54.
2-Nitrophenol	ND		ug/kg	360	62.
4-Nitrophenol	ND		ug/kg	230	67.
2,4-Dinitrophenol	ND		ug/kg	790	77.
4,6-Dinitro-o-cresol	ND		ug/kg	430	79.
Pentachlorophenol	ND		ug/kg	130	36.

Project Name: CPG PHASE 4/5 **Lab Number:** L1706909

Project Number: 16.6669 **Report Date:** 03/15/17

Method Blank Analysis
Batch Quality Control

Analytical Method: 1,8270D
Analytical Date: 03/09/17 14:09
Analyst: RC

Extraction Method: EPA 3546
Extraction Date: 03/09/17 00:42

Parameter	Result	Qualifier	Units	RL	MDL
Semivolatile Organics by GC/MS - Westborough Lab for sample(s): 01-06,09 Batch: WG984040-1					
Phenol	ND		ug/kg	160	25.
2-Methylphenol	ND		ug/kg	160	26.
3-Methylphenol/4-Methylphenol	ND		ug/kg	240	26.
2,4,5-Trichlorophenol	ND		ug/kg	160	32.
Carbazole	ND		ug/kg	160	16.
Atrazine	ND		ug/kg	130	58.
Benzaldehyde	ND		ug/kg	220	44.
Caprolactam	ND		ug/kg	160	50.
2,3,4,6-Tetrachlorophenol	ND		ug/kg	160	33.

Tentatively Identified Compounds

No Tentatively Identified Compounds	ND	ug/kg

Surrogate	%Recovery	Qualifier	Acceptance Criteria
2-Fluorophenol	68		25-120
Phenol-d6	69		10-120
Nitrobenzene-d5	66		23-120
2-Fluorobiphenyl	66		30-120
2,4,6-Tribromophenol	68		10-136
4-Terphenyl-d14	69		18-120

Project Name: CPG PHASE 4/5 **Lab Number:** L1706909

Project Number: 16.6669 **Report Date:** 03/15/17

Method Blank Analysis
Batch Quality Control

Analytical Method: 1,8270D
Analytical Date: 03/12/17 19:34
Analyst: SZ

Extraction Method: EPA 3546
Extraction Date: 03/11/17 13:36

Parameter	Result	Qualifier	Units	RL	MDL
Semivolatile Organics by GC/MS - Westborough Lab for sample(s): 04-05 Batch: WG984834-1					
Acenaphthene	ND		ug/kg	130	17.
Hexachlorobenzene	ND		ug/kg	99	18.
Bis(2-chloroethyl)ether	ND		ug/kg	150	22.
2-Chloronaphthalene	ND		ug/kg	160	16.
3,3'-Dichlorobenzidine	ND		ug/kg	160	44.
2,4-Dinitrotoluene	ND		ug/kg	160	33.
2,6-Dinitrotoluene	ND		ug/kg	160	28.
Fluoranthene	ND		ug/kg	99	19.
4-Chlorophenyl phenyl ether	ND		ug/kg	160	18.
4-Bromophenyl phenyl ether	ND		ug/kg	160	25.
Bis(2-chloroisopropyl)ether	ND		ug/kg	200	28.
Bis(2-chloroethoxy)methane	ND		ug/kg	180	16.
Hexachlorobutadiene	ND		ug/kg	160	24.
Hexachlorocyclopentadiene	ND		ug/kg	470	150
Hexachloroethane	ND		ug/kg	130	27.
Isophorone	ND		ug/kg	150	21.
Naphthalene	ND		ug/kg	160	20.
Nitrobenzene	ND		ug/kg	150	24.
NDPA/DPA	ND		ug/kg	130	19.
n-Nitrosodi-n-propylamine	ND		ug/kg	160	25.
Bis(2-ethylhexyl)phthalate	ND		ug/kg	160	57.
Butyl benzyl phthalate	ND		ug/kg	160	41.
Di-n-butylphthalate	ND		ug/kg	160	31.
Di-n-octylphthalate	ND		ug/kg	160	56.
Diethyl phthalate	ND		ug/kg	160	15.
Dimethyl phthalate	ND		ug/kg	160	34.
Benzo(a)anthracene	ND		ug/kg	99	18.
Benzo(a)pyrene	ND		ug/kg	130	40.
Benzo(b)fluoranthene	ND		ug/kg	99	28.

Project Name: CPG PHASE 4/5 **Lab Number:** L1706909

Project Number: 16.6669 **Report Date:** 03/15/17

Method Blank Analysis
Batch Quality Control

Analytical Method: 1,8270D
Analytical Date: 03/12/17 19:34
Analyst: SZ

Extraction Method: EPA 3546
Extraction Date: 03/11/17 13:36

Parameter	Result	Qualifier	Units	RL	MDL
Semivolatile Organics by GC/MS - Westborough Lab for sample(s): 04-05 Batch: WG984834-1					
Benzo(k)fluoranthene	ND		ug/kg	99	26.
Chrysene	ND		ug/kg	99	17.
Acenaphthylene	ND		ug/kg	130	25.
Anthracene	ND		ug/kg	99	32.
Benzo(ghi)perylene	ND		ug/kg	130	19.
Fluorene	ND		ug/kg	160	16.
Phenanthrene	ND		ug/kg	99	20.
Dibenzo(a,h)anthracene	ND		ug/kg	99	19.
Indeno(1,2,3-cd)pyrene	ND		ug/kg	130	23.
Pyrene	ND		ug/kg	99	16.
Biphenyl	ND		ug/kg	380	38.
4-Chloroaniline	ND		ug/kg	160	30.
2-Nitroaniline	ND		ug/kg	160	32.
3-Nitroaniline	ND		ug/kg	160	31.
4-Nitroaniline	ND		ug/kg	160	68.
Dibenzofuran	ND		ug/kg	160	16.
2-Methylnaphthalene	ND		ug/kg	200	20.
1,2,4,5-Tetrachlorobenzene	ND		ug/kg	160	17.
Acetophenone	ND		ug/kg	160	20.
2,4,6-Trichlorophenol	ND		ug/kg	99	31.
p-Chloro-m-cresol	ND		ug/kg	160	24.
2-Chlorophenol	ND		ug/kg	160	19.
2,4-Dichlorophenol	ND		ug/kg	150	26.
2,4-Dimethylphenol	ND		ug/kg	160	54.
2-Nitrophenol	ND		ug/kg	360	62.
4-Nitrophenol	ND		ug/kg	230	67.
2,4-Dinitrophenol	ND		ug/kg	790	77.
4,6-Dinitro-o-cresol	ND		ug/kg	430	79.
Pentachlorophenol	ND		ug/kg	130	36.

Project Name: CPG PHASE 4/5 **Lab Number:** L1706909

Project Number: 16.6669 **Report Date:** 03/15/17

Method Blank Analysis
Batch Quality Control

Analytical Method: 1,8270D
Analytical Date: 03/12/17 19:34
Analyst: SZ

Extraction Method: EPA 3546
Extraction Date: 03/11/17 13:36

Parameter	Result	Qualifier	Units	RL	MDL
Semivolatile Organics by GC/MS - Westborough Lab for sample(s): 04-05 Batch: WG984834-1					
Phenol	ND		ug/kg	160	25.
2-Methylphenol	ND		ug/kg	160	26.
3-Methylphenol/4-Methylphenol	ND		ug/kg	240	26.
2,4,5-Trichlorophenol	ND		ug/kg	160	32.
Carbazole	ND		ug/kg	160	16.
Atrazine	ND		ug/kg	130	58.
Benzaldehyde	ND		ug/kg	220	44.
Caprolactam	ND		ug/kg	160	50.
2,3,4,6-Tetrachlorophenol	ND		ug/kg	160	33.

Tentatively Identified Compounds

No Tentatively Identified Compounds	ND	ug/kg

Surrogate	%Recovery	Qualifier	Acceptance Criteria
2-Fluorophenol	84		25-120
Phenol-d6	90		10-120
Nitrobenzene-d5	92		23-120
2-Fluorobiphenyl	73		30-120
2,4,6-Tribromophenol	73		10-136
4-Terphenyl-d14	75		18-120

Project Name: CPG PHASE 4/5 **Lab Number:** L1706909

Project Number: 16.6669 **Report Date:** 03/15/17

Method Blank Analysis
Batch Quality Control

Analytical Method: 1,8270D
Analytical Date: 03/14/17 00:44
Analyst: KV

Extraction Method: EPA 3546
Extraction Date: 03/13/17 12:57

Parameter	Result	Qualifier	Units	RL	MDL
Semivolatile Organics by GC/MS - Westborough Lab for sample(s): 06 Batch: WG985100-1					
Acenaphthene	ND		ug/kg	130	17.
Hexachlorobenzene	ND		ug/kg	98	18.
Bis(2-chloroethyl)ether	ND		ug/kg	150	22.
2-Chloronaphthalene	ND		ug/kg	160	16.
3,3'-Dichlorobenzidine	ND		ug/kg	160	44.
2,4-Dinitrotoluene	ND		ug/kg	160	33.
2,6-Dinitrotoluene	ND		ug/kg	160	28.
Fluoranthene	ND		ug/kg	98	19.
4-Chlorophenyl phenyl ether	ND		ug/kg	160	18.
4-Bromophenyl phenyl ether	ND		ug/kg	160	25.
Bis(2-chloroisopropyl)ether	ND		ug/kg	200	28.
Bis(2-chloroethoxy)methane	ND		ug/kg	180	16.
Hexachlorobutadiene	ND		ug/kg	160	24.
Hexachlorocyclopentadiene	ND		ug/kg	470	150
Hexachloroethane	ND		ug/kg	130	26.
Isophorone	ND		ug/kg	150	21.
Naphthalene	ND		ug/kg	160	20.
Nitrobenzene	ND		ug/kg	150	24.
NDPA/DPA	ND		ug/kg	130	19.
n-Nitrosodi-n-propylamine	ND		ug/kg	160	25.
Bis(2-ethylhexyl)phthalate	ND		ug/kg	160	57.
Butyl benzyl phthalate	ND		ug/kg	160	41.
Di-n-butylphthalate	ND		ug/kg	160	31.
Di-n-octylphthalate	ND		ug/kg	160	56.
Diethyl phthalate	ND		ug/kg	160	15.
Dimethyl phthalate	ND		ug/kg	160	34.
Benzo(a)anthracene	ND		ug/kg	98	18.
Benzo(a)pyrene	ND		ug/kg	130	40.
Benzo(b)fluoranthene	ND		ug/kg	98	28.

Project Name: CPG PHASE 4/5 **Lab Number:** L1706909

Project Number: 16.6669 **Report Date:** 03/15/17

Method Blank Analysis
Batch Quality Control

Analytical Method: 1,8270D
Analytical Date: 03/14/17 00:44
Analyst: KV

Extraction Method: EPA 3546
Extraction Date: 03/13/17 12:57

Parameter	Result	Qualifier	Units	RL	MDL
Semivolatile Organics by GC/MS - Westborough Lab for sample(s): 06 Batch: WG985100-1					
Benzo(k)fluoranthene	ND		ug/kg	98	26.
Chrysene	ND		ug/kg	98	17.
Acenaphthylene	ND		ug/kg	130	25.
Anthracene	ND		ug/kg	98	32.
Benzo(ghi)perylene	ND		ug/kg	130	19.
Fluorene	ND		ug/kg	160	16.
Phenanthrene	ND		ug/kg	98	20.
Dibenzo(a,h)anthracene	ND		ug/kg	98	19.
Indeno(1,2,3-cd)pyrene	ND		ug/kg	130	23.
Pyrene	ND		ug/kg	98	16.
Biphenyl	ND		ug/kg	370	38.
4-Chloroaniline	ND		ug/kg	160	30.
2-Nitroaniline	ND		ug/kg	160	32.
3-Nitroaniline	ND		ug/kg	160	31.
4-Nitroaniline	ND		ug/kg	160	68.
Dibenzofuran	ND		ug/kg	160	16.
2-Methylnaphthalene	ND		ug/kg	200	20.
1,2,4,5-Tetrachlorobenzene	ND		ug/kg	160	17.
Acetophenone	ND		ug/kg	160	20.
2,4,6-Trichlorophenol	ND		ug/kg	98	31.
p-Chloro-m-cresol	ND		ug/kg	160	24.
2-Chlorophenol	ND		ug/kg	160	19.
2,4-Dichlorophenol	ND		ug/kg	150	26.
2,4-Dimethylphenol	ND		ug/kg	160	54.
2-Nitrophenol	ND		ug/kg	350	62.
4-Nitrophenol	ND		ug/kg	230	67.
2,4-Dinitrophenol	ND		ug/kg	790	76.
4,6-Dinitro-o-cresol	ND		ug/kg	430	79.
Pentachlorophenol	ND		ug/kg	130	36.

Project Name: CPG PHASE 4/5 **Lab Number:** L1706909

Project Number: 16.6669 **Report Date:** 03/15/17

Method Blank Analysis
Batch Quality Control

Analytical Method: 1,8270D
Analytical Date: 03/14/17 00:44
Analyst: KV

Extraction Method: EPA 3546
Extraction Date: 03/13/17 12:57

Parameter	Result	Qualifier	Units	RL	MDL
Semivolatile Organics by GC/MS - Westborough Lab for sample(s): 06 Batch: WG985100-1					
Phenol	ND		ug/kg	160	25.
2-Methylphenol	ND		ug/kg	160	25.
3-Methylphenol/4-Methylphenol	ND		ug/kg	240	26.
2,4,5-Trichlorophenol	ND		ug/kg	160	31.
Carbazole	ND		ug/kg	160	16.
Atrazine	ND		ug/kg	130	58.
Benzaldehyde	ND		ug/kg	220	44.
Caprolactam	ND		ug/kg	160	50.
2,3,4,6-Tetrachlorophenol	ND		ug/kg	160	33.

Tentatively Identified Compounds

No Tentatively Identified Compounds	ND	ug/kg

Surrogate	%Recovery	Qualifier	Acceptance Criteria
2-Fluorophenol	85		25-120
Phenol-d6	89		10-120
Nitrobenzene-d5	86		23-120
2-Fluorobiphenyl	78		30-120
2,4,6-Tribromophenol	88		10-136
4-Terphenyl-d14	85		18-120

Project Name: CPG PHASE 4/5 **Lab Number:** L1706909

Project Number: 16.6669 **Report Date:** 03/15/17

Method Blank Analysis
Batch Quality Control

Analytical Method: 1,8270D
Analytical Date: 03/15/17 09:29
Analyst: RC

Extraction Method: EPA 3546
Extraction Date: 03/14/17 02:22

Parameter	Result	Qualifier	Units	RL	MDL
Semivolatile Organics by GC/MS - Westborough Lab for sample(s): 08 Batch: WG985305-1					
Acenaphthene	ND		ug/kg	130	17.
Hexachlorobenzene	ND		ug/kg	98	18.
Bis(2-chloroethyl)ether	ND		ug/kg	150	22.
2-Chloronaphthalene	ND		ug/kg	160	16.
3,3'-Dichlorobenzidine	ND		ug/kg	160	44.
2,4-Dinitrotoluene	ND		ug/kg	160	33.
2,6-Dinitrotoluene	ND		ug/kg	160	28.
Fluoranthene	ND		ug/kg	98	19.
4-Chlorophenyl phenyl ether	ND		ug/kg	160	18.
4-Bromophenyl phenyl ether	ND		ug/kg	160	25.
Bis(2-chloroisopropyl)ether	ND		ug/kg	200	28.
Bis(2-chloroethoxy)methane	ND		ug/kg	180	16.
Hexachlorobutadiene	ND		ug/kg	160	24.
Hexachlorocyclopentadiene	ND		ug/kg	470	150
Hexachloroethane	ND		ug/kg	130	26.
Isophorone	ND		ug/kg	150	21.
Naphthalene	ND		ug/kg	160	20.
Nitrobenzene	ND		ug/kg	150	24.
NDPA/DPA	ND		ug/kg	130	19.
n-Nitrosodi-n-propylamine	ND		ug/kg	160	25.
Bis(2-ethylhexyl)phthalate	ND		ug/kg	160	57.
Butyl benzyl phthalate	ND		ug/kg	160	41.
Di-n-butylphthalate	ND		ug/kg	160	31.
Di-n-octylphthalate	ND		ug/kg	160	56.
Diethyl phthalate	ND		ug/kg	160	15.
Dimethyl phthalate	ND		ug/kg	160	34.
Benzo(a)anthracene	ND		ug/kg	98	18.
Benzo(a)pyrene	ND		ug/kg	130	40.
Benzo(b)fluoranthene	ND		ug/kg	98	28.

Project Name: CPG PHASE 4/5 **Lab Number:** L1706909

Project Number: 16.6669 **Report Date:** 03/15/17

Method Blank Analysis
Batch Quality Control

Analytical Method: 1,8270D
Analytical Date: 03/15/17 09:29
Analyst: RC

Extraction Method: EPA 3546
Extraction Date: 03/14/17 02:22

Parameter	Result	Qualifier	Units	RL	MDL
Semivolatile Organics by GC/MS - Westborough Lab for sample(s): 08 Batch: WG985305-1					
Benzo(k)fluoranthene	ND		ug/kg	98	26.
Chrysene	ND		ug/kg	98	17.
Acenaphthylene	ND		ug/kg	130	25.
Anthracene	ND		ug/kg	98	32.
Benzo(ghi)perylene	ND		ug/kg	130	19.
Fluorene	ND		ug/kg	160	16.
Phenanthrene	ND		ug/kg	98	20.
Dibenzo(a,h)anthracene	ND		ug/kg	98	19.
Indeno(1,2,3-cd)pyrene	ND		ug/kg	130	23.
Pyrene	ND		ug/kg	98	16.
Biphenyl	ND		ug/kg	370	38.
4-Chloroaniline	ND		ug/kg	160	30.
2-Nitroaniline	ND		ug/kg	160	32.
3-Nitroaniline	ND		ug/kg	160	31.
4-Nitroaniline	ND		ug/kg	160	68.
Dibenzofuran	ND		ug/kg	160	15.
2-Methylnaphthalene	ND		ug/kg	200	20.
1,2,4,5-Tetrachlorobenzene	ND		ug/kg	160	17.
Acetophenone	ND		ug/kg	160	20.
2,4,6-Trichlorophenol	ND		ug/kg	98	31.
p-Chloro-m-cresol	ND		ug/kg	160	24.
2-Chlorophenol	ND		ug/kg	160	19.
2,4-Dichlorophenol	ND		ug/kg	150	26.
2,4-Dimethylphenol	ND		ug/kg	160	54.
2-Nitrophenol	ND		ug/kg	350	62.
4-Nitrophenol	ND		ug/kg	230	67.
2,4-Dinitrophenol	ND		ug/kg	790	76.
4,6-Dinitro-o-cresol	ND		ug/kg	420	79.
Pentachlorophenol	ND		ug/kg	130	36.

Project Name: CPG PHASE 4/5 **Lab Number:** L1706909

Project Number: 16.6669 **Report Date:** 03/15/17

Method Blank Analysis
Batch Quality Control

Analytical Method: 1,8270D
Analytical Date: 03/15/17 09:29
Analyst: RC

Extraction Method: EPA 3546
Extraction Date: 03/14/17 02:22

Parameter	Result	Qualifier	Units	RL	MDL
Semivolatile Organics by GC/MS - Westborough Lab for sample(s): 08 Batch: WG985305-1					
Phenol	ND		ug/kg	160	25.
2-Methylphenol	ND		ug/kg	160	25.
3-Methylphenol/4-Methylphenol	ND		ug/kg	240	26.
2,4,5-Trichlorophenol	ND		ug/kg	160	31.
Carbazole	ND		ug/kg	160	16.
Atrazine	ND		ug/kg	130	57.
Benzaldehyde	ND		ug/kg	220	44.
Caprolactam	ND		ug/kg	160	50.
2,3,4,6-Tetrachlorophenol	ND		ug/kg	160	33.

Tentatively Identified Compounds

No Tentatively Identified Compounds	ND	ug/kg

Surrogate	%Recovery	Qualifier	Acceptance Criteria
2-Fluorophenol	89		25-120
Phenol-d6	88		10-120
Nitrobenzene-d5	78		23-120
2-Fluorobiphenyl	90		30-120
2,4,6-Tribromophenol	105		10-136
4-Terphenyl-d14	103		18-120

Lab Control Sample Analysis
Batch Quality Control

Project Name: CPG PHASE 4/5
Project Number: 16.6669

Lab Number: L1706909
Report Date: 03/15/17

Parameter	LCS %Recovery	Qual	LCSD %Recovery	Qual	%Recovery Limits	RPD	Qual	RPD Limits
Semivolatile Organics by GC/MS - Westborough Lab Associated sample(s): 01-06,09 Batch: WG984040-2 WG984040-3								
Acenaphthene	71		83		31-137	16		50
Hexachlorobenzene	73		87		40-140	18		50
Bis(2-chloroethyl)ether	65		74		40-140	13		50
2-Chloronaphthalene	74		86		40-140	15		50
3,3'-Dichlorobenzidine	50		56		40-140	11		50
2,4-Dinitrotoluene	73		86		40-132	16		50
2,6-Dinitrotoluene	86		101		40-140	16		50
Fluoranthene	77		91		40-140	17		50
4-Chlorophenyl phenyl ether	73		85		40-140	15		50
4-Bromophenyl phenyl ether	75		88		40-140	16		50
Bis(2-chloroisopropyl)ether	70		79		40-140	12		50
Bis(2-chloroethoxy)methane	73		84		40-117	14		50
Hexachlorobutadiene	66		78		40-140	17		50
Hexachlorocyclopentadiene	78		90		40-140	14		50
Hexachloroethane	66		78		40-140	17		50
Isophorone	74		89		40-140	18		50
Naphthalene	68		79		40-140	15		50
Nitrobenzene	71		84		40-140	17		50
NDPA/DPA	76		91		36-157	18		50
n-Nitrosodi-n-propylamine	74		86		32-121	15		50
Bis(2-ethylhexyl)phthalate	75		88		40-140	16		50

Lab Control Sample Analysis
Batch Quality Control

Project Name: CPG PHASE 4/5
Project Number: 16.6669

Lab Number: L1706909
Report Date: 03/15/17

Parameter	LCS %Recovery	Qual	LCSD %Recovery	Qual	%Recovery Limits	RPD	Qual	RPD Limits
Semivolatile Organics by GC/MS - Westborough Lab Associated sample(s): 01-06,09 Batch: WG984040-2 WG984040-3								
Butyl benzyl phthalate	77		90		40-140	16		50
Di-n-butylphthalate	81		96		40-140	17		50
Di-n-octylphthalate	79		91		40-140	14		50
Diethyl phthalate	76		90		40-140	17		50
Dimethyl phthalate	80		94		40-140	16		50
Benzo(a)anthracene	74		87		40-140	16		50
Benzo(a)pyrene	77		90		40-140	16		50
Benzo(b)fluoranthene	76		90		40-140	17		50
Benzo(k)fluoranthene	75		87		40-140	15		50
Chrysene	71		83		40-140	16		50
Acenaphthylene	78		92		40-140	16		50
Anthracene	75		88		40-140	16		50
Benzo(ghi)perylene	72		85		40-140	17		50
Fluorene	74		88		40-140	17		50
Phenanthrene	72		85		40-140	17		50
Dibenzo(a,h)anthracene	72		85		40-140	17		50
Indeno(1,2,3-cd)pyrene	77		88		40-140	13		50
Pyrene	76		90		35-142	17		50
Biphenyl	75		89		54-104	17		50
4-Chloroaniline	46		49		40-140	6		50
2-Nitroaniline	83		100		47-134	19		50

Lab Control Sample Analysis
Batch Quality Control

Project Name: CPG PHASE 4/5
Project Number: 16.6669

Lab Number: L1706909
Report Date: 03/15/17

Parameter	LCS %Recovery	Qual	LCSD %Recovery	Qual	%Recovery Limits	RPD	Qual	RPD Limits
Semivolatile Organics by GC/MS - Westborough Lab Associated sample(s): 01-06,09 Batch: WG984040-2 WG984040-3								
3-Nitroaniline	62		72		26-129	15		50
4-Nitroaniline	75		88		41-125	16		50
Dibenzofuran	73		84		40-140	14		50
2-Methylnaphthalene	72		84		40-140	15		50
1,2,4,5-Tetrachlorobenzene	74		85		40-117	14		50
Acetophenone	74		86		14-144	15		50
2,4,6-Trichlorophenol	84		101		30-130	18		50
p-Chloro-m-cresol	82		98		26-103	18		50
2-Chlorophenol	73		86		25-102	16		50
2,4-Dichlorophenol	79		94		30-130	17		50
2,4-Dimethylphenol	84		97		30-130	14		50
2-Nitrophenol	79		93		30-130	16		50
4-Nitrophenol	73		84		11-114	14		50
2,4-Dinitrophenol	20		22		4-130	10		50
4,6-Dinitro-o-cresol	63		74		10-130	16		50
Pentachlorophenol	65		77		17-109	17		50
Phenol	70		82		26-90	16		50
2-Methylphenol	74		87		30-130.	16		50
3-Methylphenol/4-Methylphenol	75		89		30-130	17		50
2,4,5-Trichlorophenol	86		104		30-130	19		50
Carbazole	75		88		54-128	16		50

Lab Control Sample Analysis
Batch Quality Control

Project Name: CPG PHASE 4/5
Project Number: 16.6669

Lab Number: L1706909
Report Date: 03/15/17

Parameter	LCS %Recovery	Qual	LCSD %Recovery	Qual	%Recovery Limits	RPD	Qual	RPD Limits
Semivolatile Organics by GC/MS - Westborough Lab Associated sample(s): 01-06,09 Batch: WG984040-2 WG984040-3								
Atrazine	86		101		40-140	16		50
Benzaldehyde	61		70		40-140	14		50
Caprolactam	88		105		15-130	18		50
2,3,4,6-Tetrachlorophenol	76		92		40-140	19		50

Surrogate	LCS %Recovery	Qual	LCSD %Recovery	Qual	Acceptance Criteria
2-Fluorophenol	68		77		25-120
Phenol-d6	70		80		10-120
Nitrobenzene-d5	69		78		23-120
2-Fluorobiphenyl	69		79		30-120
2,4,6-Tribromophenol	75		88		10-136
4-Terphenyl-d14	71		81		18-120

Lab Control Sample Analysis
Batch Quality Control

Project Name: CPG PHASE 4/5
Project Number: 16.6669

Lab Number: L1706909
Report Date: 03/15/17

Parameter	LCS %Recovery	Qual	LCSD %Recovery	Qual	%Recovery Limits	RPD	Qual	RPD Limits
Semivolatile Organics by GC/MS - Westborough Lab Associated sample(s): 04-05 Batch: WG984834-2 WG984834-3								
Acenaphthene	80		80		31-137	0		50
Hexachlorobenzene	70		70		40-140	0		50
Bis(2-chloroethyl)ether	86		86		40-140	0		50
2-Chloronaphthalene	79		81		40-140	3		50
3,3'-Dichlorobenzidine	52		51		40-140	2		50
2,4-Dinitrotoluene	92		92		40-132	0		50
2,6-Dinitrotoluene	100		97		40-140	3		50
Fluoranthene	84		82		40-140	2		50
4-Chlorophenyl phenyl ether	76		75		40-140	1		50
4-Bromophenyl phenyl ether	72		72		40-140	0		50
Bis(2-chloroisopropyl)ether	95		96		40-140	1		50
Bis(2-chloroethoxy)methane	88		90		40-117	2		50
Hexachlorobutadiene	70		68		40-140	3		50
Hexachlorocyclopentadiene	69		68		40-140	1		50
Hexachloroethane	82		82		40-140	0		50
Isophorone	90		91		40-140	1		50
Naphthalene	77		77		40-140	0		50
Nitrobenzene	100		102		40-140	2		50
NDPA/DPA	82		82		36-157	0		50
n-Nitrosodi-n-propylamine	92		94		32-121	2		50
Bis(2-ethylhexyl)phthalate	98		96		40-140	2		50

Lab Control Sample Analysis
Batch Quality Control

Project Name: CPG PHASE 4/5
Project Number: 16.6669

Lab Number: L1706909
Report Date: 03/15/17

Parameter	LCS %Recovery	Qual	LCSD %Recovery	Qual	%Recovery Limits	RPD	Qual	RPD Limits
Semivolatile Organics by GC/MS - Westborough Lab Associated sample(s): 04-05 Batch: WG984834-2 WG984834-3								
Butyl benzyl phthalate	95		89		40-140	7		50
Di-n-butylphthalate	93		91		40-140	2		50
Di-n-octylphthalate	100		96		40-140	4		50
Diethyl phthalate	85		84		40-140	1		50
Dimethyl phthalate	83		82		40-140	1		50
Benzo(a)anthracene	81		80		40-140	1		50
Benzo(a)pyrene	78		76		40-140	3		50
Benzo(b)fluoranthene	77		75		40-140	3		50
Benzo(k)fluoranthene	78		76		40-140	3		50
Chrysene	78		76		40-140	3		50
Acenaphthylene	87		87		40-140	0		50
Anthracene	86		84		40-140	2		50
Benzo(ghi)perylene	74		74		40-140	0		50
Fluorene	83		82		40-140	1		50
Phenanthrene	84		81		40-140	4		50
Dibenzo(a,h)anthracene	73		72		40-140	1		50
Indeno(1,2,3-cd)pyrene	74		74		40-140	0		50
Pyrene	84		81		35-142	4		50
Biphenyl	83		82		54-104	1		50
4-Chloroaniline	89		88		40-140	1		50
2-Nitroaniline	102		100		47-134	2		50

Lab Control Sample Analysis
Batch Quality Control

Project Name: CPG PHASE 4/5
Project Number: 16.6669

Lab Number: L1706909
Report Date: 03/15/17

Parameter	LCS %Recovery	Qual	LCSD %Recovery	Qual	%Recovery Limits	RPD	Qual	RPD Limits
Semivolatile Organics by GC/MS - Westborough Lab Associated sample(s): 04-05 Batch: WG984834-2 WG984834-3								
3-Nitroaniline	70		67		26-129	4		50
4-Nitroaniline	91		89		41-125	2		50
Dibenzofuran	81		80		40-140	1		50
2-Methylnaphthalene	82		82		40-140	0		50
1,2,4,5-Tetrachlorobenzene	72		72		40-117	0		50
Acetophenone	84		86		14-144	2		50
2,4,6-Trichlorophenol	84		84		30-130	0		50
p-Chloro-m-cresol	92		91		26-103	1		50
2-Chlorophenol	84		84		25-102	0		50
2,4-Dichlorophenol	88		90		30-130	2		50
2,4-Dimethylphenol	97		99		30-130	2		50
2-Nitrophenol	93		96		30-130	3		50
4-Nitrophenol	**125**	Q	**122**	Q	11-114	2		50
2,4-Dinitrophenol	77		73		4-130	5		50
4,6-Dinitro-o-cresol	94		93		10-130	1		50
Pentachlorophenol	70		67		17-109	4		50
Phenol	85		86		26-90	1		50
2-Methylphenol	92		94		30-130.	2		50
3-Methylphenol/4-Methylphenol	98		100		30-130	2		50
2,4,5-Trichlorophenol	85		83		30-130	2		50
Carbazole	87		84		54-128	4		50

Lab Control Sample Analysis
Batch Quality Control

Project Name: CPG PHASE 4/5
Project Number: 16.6669

Lab Number: L1706909
Report Date: 03/15/17

Parameter	LCS %Recovery	Qual	LCSD %Recovery	Qual	%Recovery Limits	RPD	Qual	RPD Limits
Semivolatile Organics by GC/MS - Westborough Lab Associated sample(s): 04-05 Batch: WG984834-2 WG984834-3								
Atrazine	82		80		40-140	2		50
Benzaldehyde	68		68		40-140	0		50
Caprolactam	116		114		15-130	2		50
2,3,4,6-Tetrachlorophenol	75		73		40-140	3		50

Surrogate	LCS %Recovery	Qual	LCSD %Recovery	Qual	Acceptance Criteria
2-Fluorophenol	83		83		25-120
Phenol-d6	90		89		10-120
Nitrobenzene-d5	96		94		23-120
2-Fluorobiphenyl	75		73		30-120
2,4,6-Tribromophenol	73		69		10-136
4-Terphenyl-d14	71		66		18-120

Lab Control Sample Analysis
Batch Quality Control

Project Name: CPG PHASE 4/5
Project Number: 16.6669

Lab Number: L1706909
Report Date: 03/15/17

Parameter	LCS %Recovery	Qual	LCSD %Recovery	Qual	%Recovery Limits	RPD	Qual	RPD Limits
Semivolatile Organics by GC/MS - Westborough Lab Associated sample(s): 06 Batch: WG985100-2 WG985100-3								
Acenaphthene	64		57		31-137	12		50
Hexachlorobenzene	68		60		40-140	13		50
Bis(2-chloroethyl)ether	67		60		40-140	11		50
2-Chloronaphthalene	70		62		40-140	12		50
3,3'-Dichlorobenzidine	**36**	Q	**33**	Q	40-140	9		50
2,4-Dinitrotoluene	73		63		40-132	15		50
2,6-Dinitrotoluene	84		72		40-140	15		50
Fluoranthene	73		62		40-140	16		50
4-Chlorophenyl phenyl ether	68		60		40-140	13		50
4-Bromophenyl phenyl ether	69		60		40-140	14		50
Bis(2-chloroisopropyl)ether	66		61		40-140	8		50
Bis(2-chloroethoxy)methane	72		66		40-117	9		50
Hexachlorobutadiene	63		57		40-140	10		50
Hexachlorocyclopentadiene	74		65		40-140	13		50
Hexachloroethane	67		63		40-140	6		50
Isophorone	74		68		40-140	8		50
Naphthalene	64		58		40-140	10		50
Nitrobenzene	73		68		40-140	7		50
NDPA/DPA	72		62		36-157	15		50
n-Nitrosodi-n-propylamine	74		68		32-121	8		50
Bis(2-ethylhexyl)phthalate	69		59		40-140	16		50

Lab Control Sample Analysis
Batch Quality Control

Project Name: CPG PHASE 4/5
Project Number: 16.6669

Lab Number: L1706909
Report Date: 03/15/17

Parameter	LCS %Recovery	Qual	LCSD %Recovery	Qual	%Recovery Limits	RPD	Qual	RPD Limits
Semivolatile Organics by GC/MS - Westborough Lab Associated sample(s): 06 Batch: WG985100-2 WG985100-3								
Butyl benzyl phthalate	73		62		40-140	16		50
Di-n-butylphthalate	75		63		40-140	17		50
Di-n-octylphthalate	73		63		40-140	15		50
Diethyl phthalate	70		60		40-140	15		50
Dimethyl phthalate	75		65		40-140	14		50
Benzo(a)anthracene	69		61		40-140	12		50
Benzo(a)pyrene	73		64		40-140	13		50
Benzo(b)fluoranthene	74		65		40-140	13		50
Benzo(k)fluoranthene	69		60		40-140	14		50
Chrysene	65		57		40-140	13		50
Acenaphthylene	78		68		40-140	14		50
Anthracene	71		61		40-140	15		50
Benzo(ghi)perylene	69		61		40-140	12		50
Fluorene	69		61		40-140	12		50
Phenanthrene	68		58		40-140	16		50
Dibenzo(a,h)anthracene	69		61		40-140	12		50
Indeno(1,2,3-cd)pyrene	72		63		40-140	13		50
Pyrene	72		61		35-142	17		50
Biphenyl	72		63		54-104	13		50
4-Chloroaniline	**36**	Q	**32**	Q	40-140	12		50
2-Nitroaniline	81		72		47-134	12		50

Lab Control Sample Analysis
Batch Quality Control

Project Name: CPG PHASE 4/5
Project Number: 16.6669

Lab Number: L1706909
Report Date: 03/15/17

Parameter	LCS %Recovery	Qual	LCSD %Recovery	Qual	%Recovery Limits	RPD	Qual	RPD Limits
Semivolatile Organics by GC/MS - Westborough Lab Associated sample(s): 06 Batch: WG985100-2 WG985100-3								
3-Nitroaniline	51		48		26-129	6		50
4-Nitroaniline	71		60		41-125	17		50
Dibenzofuran	67		59		40-140	13		50
2-Methylnaphthalene	70		62		40-140	12		50
1,2,4,5-Tetrachlorobenzene	69		61		40-117	12		50
Acetophenone	74		69		14-144	7		50
2,4,6-Trichlorophenol	84		74		30-130	13		50
p-Chloro-m-cresol	79		71		26-103	11		50
2-Chlorophenol	75		68		25-102	10		50
2,4-Dichlorophenol	80		74		30-130	8		50
2,4-Dimethylphenol	82		76		30-130	8		50
2-Nitrophenol	85		76		30-130	11		50
4-Nitrophenol	78		67		11-114	15		50
2,4-Dinitrophenol	62		54		4-130	14		50
4,6-Dinitro-o-cresol	78		66		10-130	17		50
Pentachlorophenol	66		56		17-109	16		50
Phenol	71		65		26-90	9		50
2-Methylphenol	74		69		30-130.	7		50
3-Methylphenol/4-Methylphenol	78		71		30-130	9		50
2,4,5-Trichlorophenol	84		73		30-130	14		50
Carbazole	71		60		54-128	17		50

Lab Control Sample Analysis
Batch Quality Control

Project Name: CPG PHASE 4/5
Project Number: 16.6669

Lab Number: L1706909
Report Date: 03/15/17

Parameter	LCS %Recovery	Qual	LCSD %Recovery	Qual	%Recovery Limits	RPD	Qual	RPD Limits
Semivolatile Organics by GC/MS - Westborough Lab Associated sample(s): 06 Batch: WG985100-2 WG985100-3								
Atrazine	74		63		40-140	16		50
Benzaldehyde	60		56		40-140	7		50
Caprolactam	85		74		15-130	14		50
2,3,4,6-Tetrachlorophenol	75		66		40-140	13		50

Surrogate	LCS %Recovery	Qual	LCSD %Recovery	Qual	Acceptance Criteria
2-Fluorophenol	70		64		25-120
Phenol-d6	72		65		10-120
Nitrobenzene-d5	71		64		23-120
2-Fluorobiphenyl	65		58		30-120
2,4,6-Tribromophenol	76		65		10-136
4-Terphenyl-d14	66		56		18-120

Lab Control Sample Analysis
Batch Quality Control

Project Name: CPG PHASE 4/5
Project Number: 16.6669

Lab Number: L1706909
Report Date: 03/15/17

Parameter	LCS %Recovery	Qual	LCSD %Recovery	Qual	%Recovery Limits	RPD	Qual	RPD Limits
Semivolatile Organics by GC/MS - Westborough Lab Associated sample(s): 08 Batch: WG985305-2 WG985305-3								
Acenaphthene	81		78		31-137	4		50
Hexachlorobenzene	98		93		40-140	5		50
Bis(2-chloroethyl)ether	80		77		40-140	4		50
2-Chloronaphthalene	93		90		40-140	3		50
3,3'-Dichlorobenzidine	48		50		40-140	4		50
2,4-Dinitrotoluene	100		96		40-132	4		50
2,6-Dinitrotoluene	99		96		40-140	3		50
Fluoranthene	93		85		40-140	9		50
4-Chlorophenyl phenyl ether	91		86		40-140	6		50
4-Bromophenyl phenyl ether	89		87		40-140	2		50
Bis(2-chloroisopropyl)ether	57		55		40-140	4		50
Bis(2-chloroethoxy)methane	82		78		40-117	5		50
Hexachlorobutadiene	84		83		40-140	1		50
Hexachlorocyclopentadiene	96		94		40-140	2		50
Hexachloroethane	81		78		40-140	4		50
Isophorone	80		76		40-140	5		50
Naphthalene	85		83		40-140	2		50
Nitrobenzene	83		79		40-140	5		50
NDPA/DPA	93		88		36-157	6		50
n-Nitrosodi-n-propylamine	77		74		32-121	4		50
Bis(2-ethylhexyl)phthalate	103		97		40-140	6		50

Lab Control Sample Analysis
Batch Quality Control

Project Name: CPG PHASE 4/5
Project Number: 16.6669

Lab Number: L1706909
Report Date: 03/15/17

Parameter	LCS %Recovery	Qual	LCSD %Recovery	Qual	%Recovery Limits	RPD	Qual	RPD Limits
Semivolatile Organics by GC/MS - Westborough Lab Associated sample(s): 08 Batch: WG985305-2 WG985305-3								
Butyl benzyl phthalate	101		92		40-140	9		50
Di-n-butylphthalate	96		89		40-140	8		50
Di-n-octylphthalate	109		102		40-140	7		50
Diethyl phthalate	91		87		40-140	4		50
Dimethyl phthalate	94		88		40-140	7		50
Benzo(a)anthracene	91		86		40-140	6		50
Benzo(a)pyrene	103		95		40-140	8		50
Benzo(b)fluoranthene	102		95		40-140	7		50
Benzo(k)fluoranthene	100		95		40-140	5		50
Chrysene	91		86		40-140	6		50
Acenaphthylene	96		92		40-140	4		50
Anthracene	95		88		40-140	8		50
Benzo(ghi)perylene	96		91		40-140	5		50
Fluorene	92		86		40-140	7		50
Phenanthrene	93		86		40-140	8		50
Dibenzo(a,h)anthracene	99		94		40-140	5		50
Indeno(1,2,3-cd)pyrene	97		91		40-140	6		50
Pyrene	93		85		35-142	9		50
Biphenyl	102		98		54-104	4		50
4-Chloroaniline	42		45		40-140	7		50
2-Nitroaniline	102		98		47-134	4		50

Lab Control Sample Analysis
Batch Quality Control

Project Name: CPG PHASE 4/5
Project Number: 16.6669

Lab Number: L1706909
Report Date: 03/15/17

Parameter	LCS %Recovery	Qual	LCSD %Recovery	Qual	%Recovery Limits	RPD	Qual	RPD Limits
Semivolatile Organics by GC/MS - Westborough Lab Associated sample(s): 08 Batch: WG985305-2 WG985305-3								
3-Nitroaniline	69		68		26-129	1		50
4-Nitroaniline	96		89		41-125	8		50
Dibenzofuran	92		88		40-140	4		50
2-Methylnaphthalene	90		86		40-140	5		50
1,2,4,5-Tetrachlorobenzene	87		84		40-117	4		50
Acetophenone	99		94		14-144	5		50
2,4,6-Trichlorophenol	98		94		30-130	4		50
p-Chloro-m-cresol	96		92		26-103	4		50
2-Chlorophenol	90		87		25-102	3		50
2,4-Dichlorophenol	96		91		30-130	5		50
2,4-Dimethylphenol	97		94		30-130	3		50
2-Nitrophenol	94		93		30-130	1		50
4-Nitrophenol	91		87		11-114	4		50
2,4-Dinitrophenol	68		59		4-130	14		50
4,6-Dinitro-o-cresol	91		89		10-130	2		50
Pentachlorophenol	83		82		17-109	1		50
Phenol	86		83		26-90	4		50
2-Methylphenol	90		87		30-130.	3		50
3-Methylphenol/4-Methylphenol	92		88		30-130	4		50
2,4,5-Trichlorophenol	102		96		30-130	6		50
Carbazole	94		87		54-128	8		50

Lab Control Sample Analysis
Batch Quality Control

Project Name: CPG PHASE 4/5
Project Number: 16.6669

Lab Number: L1706909
Report Date: 03/15/17

Parameter	LCS %Recovery	Qual	LCSD %Recovery	Qual	%Recovery Limits	RPD	Qual	RPD Limits
Semivolatile Organics by GC/MS - Westborough Lab Associated sample(s): 08 Batch: WG985305-2 WG985305-3								
Atrazine	102		95		40-140	7		50
Benzaldehyde	74		68		40-140	8		50
Caprolactam	73		70		15-130	4		50
2,3,4,6-Tetrachlorophenol	91		88		40-140	3		50

Surrogate	LCS %Recovery	Qual	LCSD %Recovery	Qual	Acceptance Criteria
2-Fluorophenol	87		83		25-120
Phenol-d6	85		83		10-120
Nitrobenzene-d5	75		73		23-120
2-Fluorobiphenyl	86		81		30-120
2,4,6-Tribromophenol	97		93		10-136
4-Terphenyl-d14	87		81		18-120

PCBS

Project Name: CPG PHASE 4/5 **Lab Number:** L1706909

Project Number: 16.6669 **Report Date:** 03/15/17

SAMPLE RESULTS

Lab ID:	L1706909-01	Date Collected:	03/06/17 12:05
Client ID:	GP01_0-5	Date Received:	03/06/17
Sample Location:	YONKERS, NY	Field Prep:	Not Specified
Matrix:	Soil	Extraction Method:	EPA 3546
Analytical Method:	1,8082A	Extraction Date:	03/08/17 22:32
Analytical Date:	03/10/17 18:45	Cleanup Method:	EPA 3665A
Analyst:	JW	Cleanup Date:	03/09/17
Percent Solids:	83%	Cleanup Method:	EPA 3660B
		Cleanup Date:	03/09/17

Parameter	Result	Qualifier	Units	RL	MDL	Dilution Factor	Column
Polychlorinated Biphenyls by GC - Westborough Lab							
Aroclor 1016	ND		ug/kg	39.9	3.15	1	A
Aroclor 1221	ND		ug/kg	39.9	3.68	1	A
Aroclor 1232	ND		ug/kg	39.9	4.67	1	A
Aroclor 1242	ND		ug/kg	39.9	4.88	1	A
Aroclor 1248	ND		ug/kg	39.9	3.36	1	A
Aroclor 1254	33.8	J	ug/kg	39.9	3.28	1	A
Aroclor 1260	44.5		ug/kg	39.9	3.04	1	A
Aroclor 1262	ND		ug/kg	39.9	1.98	1	A
Aroclor 1268	ND		ug/kg	39.9	5.78	1	A
PCBs, Total	78.3	J	ug/kg	39.9	1.98	1	A

Surrogate	% Recovery	Qualifier	Acceptance Criteria	Column
2,4,5,6-Tetrachloro-m-xylene	69		30-150	A
Decachlorobiphenyl	69		30-150	A
2,4,5,6-Tetrachloro-m-xylene	66		30-150	B
Decachlorobiphenyl	67		30-150	B

Project Name: CPG PHASE 4/5 **Lab Number:** L1706909

Project Number: 16.6669 **Report Date:** 03/15/17

SAMPLE RESULTS

Lab ID:	L1706909-03	Date Collected:	03/07/17 08:30
Client ID:	GP02_0-5	Date Received:	03/07/17
Sample Location:	YONKERS, NY	Field Prep:	Not Specified
Matrix:	Soil	Extraction Method:	EPA 3546
Analytical Method:	1,8082A	Extraction Date:	03/08/17 22:32
Analytical Date:	03/10/17 18:58	Cleanup Method:	EPA 3665A
Analyst:	JW	Cleanup Date:	03/09/17
Percent Solids:	85%	Cleanup Method:	EPA 3660B
		Cleanup Date:	03/09/17

Parameter	Result	Qualifier	Units	RL	MDL	Dilution Factor	Column
Polychlorinated Biphenyls by GC - Westborough Lab							
Aroclor 1016	ND		ug/kg	38.6	3.05	1	A
Aroclor 1221	ND		ug/kg	38.6	3.56	1	A
Aroclor 1232	ND		ug/kg	38.6	4.52	1	A
Aroclor 1242	ND		ug/kg	38.6	4.72	1	A
Aroclor 1248	ND		ug/kg	38.6	3.26	1	A
Aroclor 1254	ND		ug/kg	38.6	3.17	1	A
Aroclor 1260	ND		ug/kg	38.6	2.94	1	A
Aroclor 1262	ND		ug/kg	38.6	1.91	1	A
Aroclor 1268	ND		ug/kg	38.6	5.60	1	A
PCBs, Total	ND		ug/kg	38.6	1.91	1	A

Surrogate	% Recovery	Qualifier	Acceptance Criteria	Column
2,4,5,6-Tetrachloro-m-xylene	68		30-150	A
Decachlorobiphenyl	52		30-150	A
2,4,5,6-Tetrachloro-m-xylene	70		30-150	B
Decachlorobiphenyl	61		30-150	B

Project Name: CPG PHASE 4/5 **Lab Number:** L1706909

Project Number: 16.6669 **Report Date:** 03/15/17

SAMPLE RESULTS

Lab ID:	L1706909-04	Date Collected:	03/07/17 11:10
Client ID:	GP03_0-5	Date Received:	03/07/17
Sample Location:	YONKERS, NY	Field Prep:	Not Specified
Matrix:	Soil	Extraction Method:	EPA 3546
Analytical Method:	1,8082A	Extraction Date:	03/08/17 22:32
Analytical Date:	03/10/17 19:10	Cleanup Method:	EPA 3665A
Analyst:	JW	Cleanup Date:	03/09/17
Percent Solids:	88%	Cleanup Method:	EPA 3660B
		Cleanup Date:	03/09/17

Parameter	Result	Qualifier	Units	RL	MDL	Dilution Factor	Column
Polychlorinated Biphenyls by GC - Westborough Lab							
Aroclor 1016	ND		ug/kg	37.5	2.96	1	A
Aroclor 1221	ND		ug/kg	37.5	3.46	1	A
Aroclor 1232	ND		ug/kg	37.5	4.40	1	A
Aroclor 1242	ND		ug/kg	37.5	4.60	1	A
Aroclor 1248	ND		ug/kg	37.5	3.17	1	A
Aroclor 1254	ND		ug/kg	37.5	3.09	1	A
Aroclor 1260	28.9	J	ug/kg	37.5	2.86	1	A
Aroclor 1262	ND		ug/kg	37.5	1.86	1	A
Aroclor 1268	ND		ug/kg	37.5	5.44	1	A
PCBs, Total	28.9	J	ug/kg	37.5	1.86	1	A

Surrogate	% Recovery	Qualifier	Acceptance Criteria	Column
2,4,5,6-Tetrachloro-m-xylene	89		30-150	A
Decachlorobiphenyl	75		30-150	A
2,4,5,6-Tetrachloro-m-xylene	86		30-150	B
Decachlorobiphenyl	83		30-150	B

Project Name: CPG PHASE 4/5 **Lab Number:** L1706909

Project Number: 16.6669 **Report Date:** 03/15/17

SAMPLE RESULTS

Lab ID:	L1706909-05	Date Collected:	03/07/17 11:20
Client ID:	178GP01_0-2.5	Date Received:	03/07/17
Sample Location:	YONKERS, NY	Field Prep:	Not Specified
Matrix:	Soil	Extraction Method:	EPA 3546
Analytical Method:	1,8082A	Extraction Date:	03/08/17 22:32
Analytical Date:	03/10/17 19:22	Cleanup Method:	EPA 3665A
Analyst:	JW	Cleanup Date:	03/09/17
Percent Solids:	91%	Cleanup Method:	EPA 3660B
		Cleanup Date:	03/09/17

Parameter	Result	Qualifier	Units	RL	MDL	Dilution Factor	Column
Polychlorinated Biphenyls by GC - Westborough Lab							
Aroclor 1016	ND		ug/kg	34.8	2.74	1	A
Aroclor 1221	ND		ug/kg	34.8	3.20	1	A
Aroclor 1232	ND		ug/kg	34.8	4.07	1	A
Aroclor 1242	ND		ug/kg	34.8	4.25	1	A
Aroclor 1248	ND		ug/kg	34.8	2.93	1	A
Aroclor 1254	ND		ug/kg	34.8	2.86	1	A
Aroclor 1260	7.75	J	ug/kg	34.8	2.65	1	B
Aroclor 1262	ND		ug/kg	34.8	1.72	1	A
Aroclor 1268	ND		ug/kg	34.8	5.04	1	A
PCBs, Total	7.75	J	ug/kg	34.8	2.65	1	B

Surrogate	% Recovery	Qualifier	Acceptance Criteria	Column
2,4,5,6-Tetrachloro-m-xylene	86		30-150	A
Decachlorobiphenyl	64		30-150	A
2,4,5,6-Tetrachloro-m-xylene	77		30-150	B
Decachlorobiphenyl	66		30-150	B

Project Name: CPG PHASE 4/5 **Lab Number:** L1706909

Project Number: 16.6669 **Report Date:** 03/15/17

SAMPLE RESULTS

Lab ID:	L1706909-06	Date Collected:	03/07/17 13:20
Client ID:	178GP02_2.5-5	Date Received:	03/07/17
Sample Location:	YONKERS, NY	Field Prep:	Not Specified
Matrix:	Soil	Extraction Method:	EPA 3546
Analytical Method:	1,8082A	Extraction Date:	03/08/17 22:32
Analytical Date:	03/10/17 19:35	Cleanup Method:	EPA 3665A
Analyst:	JW	Cleanup Date:	03/09/17
Percent Solids:	88%	Cleanup Method:	EPA 3660B
		Cleanup Date:	03/09/17

Parameter	Result	Qualifier	Units	RL	MDL	Dilution Factor	Column
Polychlorinated Biphenyls by GC - Westborough Lab							
Aroclor 1016	ND		ug/kg	37.6	2.97	1	A
Aroclor 1221	ND		ug/kg	37.6	3.46	1	A
Aroclor 1232	ND		ug/kg	37.6	4.40	1	A
Aroclor 1242	37.7		ug/kg	37.6	4.60	1	B
Aroclor 1248	ND		ug/kg	37.6	3.17	1	A
Aroclor 1254	29.2	J	ug/kg	37.6	3.09	1	B
Aroclor 1260	14.5	J	ug/kg	37.6	2.86	1	B
Aroclor 1262	ND		ug/kg	37.6	1.86	1	A
Aroclor 1268	ND		ug/kg	37.6	5.44	1	A
PCBs, Total	81.4	J	ug/kg	37.6	2.86	1	B

Surrogate	% Recovery	Qualifier	Acceptance Criteria	Column
2,4,5,6-Tetrachloro-m-xylene	67		30-150	A
Decachlorobiphenyl	45		30-150	A
2,4,5,6-Tetrachloro-m-xylene	59		30-150	B
Decachlorobiphenyl	56		30-150	B

Project Name: CPG PHASE 4/5 **Lab Number:** L1706909

Project Number: 16.6669 **Report Date:** 03/15/17

SAMPLE RESULTS

Lab ID:	L1706909-08	Date Collected:	03/07/17 13:30
Client ID:	178GP03_2.5-5	Date Received:	03/07/17
Sample Location:	YONKERS, NY	Field Prep:	Not Specified
Matrix:	Soil	Extraction Method:	EPA 3546
Analytical Method:	1,8082A	Extraction Date:	03/08/17 22:32
Analytical Date:	03/10/17 19:47	Cleanup Method:	EPA 3665A
Analyst:	JW	Cleanup Date:	03/09/17
Percent Solids:	88%	Cleanup Method:	EPA 3660B
		Cleanup Date:	03/09/17

Parameter	Result	Qualifier	Units	RL	MDL	Dilution Factor	Column
Polychlorinated Biphenyls by GC - Westborough Lab							
Aroclor 1016	ND		ug/kg	36.0	2.84	1	A
Aroclor 1221	ND		ug/kg	36.0	3.32	1	A
Aroclor 1232	ND		ug/kg	36.0	4.22	1	A
Aroclor 1242	ND		ug/kg	36.0	4.41	1	A
Aroclor 1248	ND		ug/kg	36.0	3.04	1	A
Aroclor 1254	ND		ug/kg	36.0	2.96	1	A
Aroclor 1260	7.56	J	ug/kg	36.0	2.74	1	A
Aroclor 1262	ND		ug/kg	36.0	1.78	1	A
Aroclor 1268	ND		ug/kg	36.0	5.22	1	A
PCBs, Total	7.56	J	ug/kg	36.0	1.78	1	A

Surrogate	% Recovery	Qualifier	Acceptance Criteria	Column
2,4,5,6-Tetrachloro-m-xylene	84		30-150	A
Decachlorobiphenyl	55		30-150	A
2,4,5,6-Tetrachloro-m-xylene	84		30-150	B
Decachlorobiphenyl	72		30-150	B

Project Name: CPG PHASE 4/5 **Lab Number:** L1706909

Project Number: 16.6669 **Report Date:** 03/15/17

SAMPLE RESULTS

Lab ID:	L1706909-09	Date Collected:	03/07/17 14:15
Client ID:	178GP04_0-5	Date Received:	03/07/17
Sample Location:	YONKERS, NY	Field Prep:	Not Specified
Matrix:	Soil	Extraction Method:	EPA 3546
Analytical Method:	1,8082A	Extraction Date:	03/08/17 22:32
Analytical Date:	03/10/17 20:00	Cleanup Method:	EPA 3665A
Analyst:	JW	Cleanup Date:	03/09/17
Percent Solids:	89%	Cleanup Method:	EPA 3660B
		Cleanup Date:	03/09/17

Parameter	Result	Qualifier	Units	RL	MDL	Dilution Factor	Column
Polychlorinated Biphenyls by GC - Westborough Lab							
Aroclor 1016	ND		ug/kg	36.6	2.89	1	A
Aroclor 1221	ND		ug/kg	36.6	3.37	1	A
Aroclor 1232	ND		ug/kg	36.6	4.29	1	A
Aroclor 1242	ND		ug/kg	36.6	4.48	1	A
Aroclor 1248	ND		ug/kg	36.6	3.09	1	A
Aroclor 1254	ND		ug/kg	36.6	3.01	1	A
Aroclor 1260	ND		ug/kg	36.6	2.79	1	A
Aroclor 1262	ND		ug/kg	36.6	1.81	1	A
Aroclor 1268	ND		ug/kg	36.6	5.30	1	A
PCBs, Total	ND		ug/kg	36.6	1.81	1	A

Surrogate	% Recovery	Qualifier	Acceptance Criteria	Column
2,4,5,6-Tetrachloro-m-xylene	85		30-150	A
Decachlorobiphenyl	44		30-150	A
2,4,5,6-Tetrachloro-m-xylene	74		30-150	B
Decachlorobiphenyl	57		30-150	B

Project Name: CPG PHASE 4/5 **Lab Number:** L1706909

Project Number: 16.6669 **Report Date:** 03/15/17

Method Blank Analysis
Batch Quality Control

Analytical Method: 1,8082A
Analytical Date: 03/09/17 22:50
Analyst: JW

Extraction Method: EPA 3546
Extraction Date: 03/08/17 22:32
Cleanup Method: EPA 3665A
Cleanup Date: 03/09/17
Cleanup Method: EPA 3660B
Cleanup Date: 03/09/17

Parameter	Result	Qualifier	Units	RL	MDL	Column
Polychlorinated Biphenyls by GC - Westborough Lab for sample(s): 01,03-06,08-09 Batch: WG984026-1						
Aroclor 1016	ND		ug/kg	31.8	2.51	A
Aroclor 1221	ND		ug/kg	31.8	2.93	A
Aroclor 1232	ND		ug/kg	31.8	3.72	A
Aroclor 1242	ND		ug/kg	31.8	3.89	A
Aroclor 1248	ND		ug/kg	31.8	2.68	A
Aroclor 1254	ND		ug/kg	31.8	2.61	A
Aroclor 1260	ND		ug/kg	31.8	2.42	A
Aroclor 1262	ND		ug/kg	31.8	1.58	A
Aroclor 1268	ND		ug/kg	31.8	4.61	A
PCBs, Total	ND		ug/kg	31.8	1.58	A

Surrogate	%Recovery	Qualifier	Acceptance Criteria	Column
2,4,5,6-Tetrachloro-m-xylene	79		30-150	A
Decachlorobiphenyl	81		30-150	A
2,4,5,6-Tetrachloro-m-xylene	83		30-150	B
Decachlorobiphenyl	64		30-150	B

Lab Control Sample Analysis
Batch Quality Control

Project Name: CPG PHASE 4/5
Project Number: 16.6669

Lab Number: L1706909
Report Date: 03/15/17

Parameter	LCS %Recovery	Qual	LCSD %Recovery	Qual	%Recovery Limits	RPD	Qual	RPD Limits	Column
Polychlorinated Biphenyls by GC - Westborough Lab Associated sample(s): 01,03-06,08-09 Batch: WG984026-2 WG984026-3									
Aroclor 1016	76		82		40-140	8		50	A
Aroclor 1260	80		89		40-140	11		50	A

Surrogate	LCS %Recovery	Qual	LCSD %Recovery	Qual	Acceptance Criteria	Column
2,4,5,6-Tetrachloro-m-xylene	75		81		30-150	A
Decachlorobiphenyl	68		74		30-150	A
2,4,5,6-Tetrachloro-m-xylene	80		85		30-150	B
Decachlorobiphenyl	57		64		30-150	B

PESTICIDES

Project Name: CPG PHASE 4/5 **Lab Number:** L1706909

Project Number: 16.6669 **Report Date:** 03/15/17

SAMPLE RESULTS

Lab ID:	L1706909-01	Date Collected:	03/06/17 12:05
Client ID:	GP01_0-5	Date Received:	03/06/17
Sample Location:	YONKERS, NY	Field Prep:	Not Specified
Matrix:	Soil	Extraction Method:	EPA 3546
Analytical Method:	1,8081B	Extraction Date:	03/08/17 23:29
Analytical Date:	03/12/17 00:08	Cleanup Method:	EPA 3620B
Analyst:	RL	Cleanup Date:	03/09/17
Percent Solids:	83%		

Parameter	Result	Qualifier	Units	RL	MDL	Dilution Factor	Column
Organochlorine Pesticides by GC - Westborough Lab							
Delta-BHC	ND		ug/kg	1.86	0.365	1	A
Lindane	ND		ug/kg	0.776	0.347	1	A
Alpha-BHC	ND		ug/kg	0.776	0.220	1	A
Beta-BHC	ND		ug/kg	1.86	0.706	1	A
Heptachlor	ND		ug/kg	0.932	0.418	1	A
Aldrin	ND		ug/kg	1.86	0.656	1	A
Heptachlor epoxide	ND		ug/kg	3.49	1.05	1	A
Endrin	ND		ug/kg	0.776	0.318	1	A
Endrin aldehyde	ND		ug/kg	2.33	0.815	1	A
Endrin ketone	ND		ug/kg	1.86	0.480	1	A
Dieldrin	ND		ug/kg	1.16	0.582	1	A
4,4'-DDE	22.0		ug/kg	1.86	0.431	1	A
4,4'-DDD	0.927	J	ug/kg	1.86	0.664	1	A
4,4'-DDT	44.5		ug/kg	3.49	1.50	1	B
Endosulfan I	ND		ug/kg	1.86	0.440	1	A
Endosulfan II	ND		ug/kg	1.86	0.622	1	A
Endosulfan sulfate	ND		ug/kg	0.776	0.370	1	A
Methoxychlor	ND		ug/kg	3.49	1.09	1	A
Toxaphene	ND		ug/kg	34.9	9.78	1	A
cis-Chlordane	ND		ug/kg	2.33	0.649	1	A
trans-Chlordane	1.76	JPI	ug/kg	2.33	0.615	1	A
Chlordane	ND		ug/kg	15.1	6.17	1	A

Surrogate	% Recovery	Qualifier	Acceptance Criteria	Column
2,4,5,6-Tetrachloro-m-xylene	87		30-150	B
Decachlorobiphenyl	92		30-150	B
2,4,5,6-Tetrachloro-m-xylene	83		30-150	A
Decachlorobiphenyl	75		30-150	A

Project Name: CPG PHASE 4/5 **Lab Number:** L1706909

Project Number: 16.6669 **Report Date:** 03/15/17

SAMPLE RESULTS

Lab ID:	L1706909-03	Date Collected:	03/07/17 08:30
Client ID:	GP02_0-5	Date Received:	03/07/17
Sample Location:	YONKERS, NY	Field Prep:	Not Specified
Matrix:	Soil	Extraction Method:	EPA 3546
Analytical Method:	1,8081B	Extraction Date:	03/08/17 23:29
Analytical Date:	03/12/17 00:24	Cleanup Method:	EPA 3620B
Analyst:	AM	Cleanup Date:	03/09/17
Percent Solids:	85%		

Parameter	Result	Qualifier	Units	RL	MDL	Dilution Factor	Column
Organochlorine Pesticides by GC - Westborough Lab							
Delta-BHC	ND		ug/kg	1.82	0.356	1	A
Lindane	ND		ug/kg	0.756	0.338	1	A
Alpha-BHC	ND		ug/kg	0.756	0.215	1	A
Beta-BHC	ND		ug/kg	1.82	0.688	1	A
Heptachlor	ND		ug/kg	0.908	0.407	1	A
Aldrin	ND		ug/kg	1.82	0.639	1	A
Heptachlor epoxide	2.93	J	ug/kg	3.40	1.02	1	A
Endrin	ND		ug/kg	0.756	0.310	1	A
Endrin aldehyde	ND		ug/kg	2.27	0.794	1	A
Endrin ketone	ND		ug/kg	1.82	0.467	1	A
Dieldrin	ND		ug/kg	1.13	0.567	1	A
4,4'-DDE	313	E	ug/kg	1.82	0.420	1	B
4,4'-DDD	4.15		ug/kg	1.82	0.647	1	A
4,4'-DDT	238	E	ug/kg	3.40	1.46	1	B
Endosulfan I	ND		ug/kg	1.82	0.429	1	A
Endosulfan II	ND		ug/kg	1.82	0.607	1	A
Endosulfan sulfate	ND		ug/kg	0.756	0.360	1	A
Methoxychlor	ND		ug/kg	3.40	1.06	1	A
Toxaphene	ND		ug/kg	34.0	9.53	1	A
cis-Chlordane	1.92	JPI	ug/kg	2.27	0.632	1	B
trans-Chlordane	2.48	PI	ug/kg	2.27	0.599	1	A
Chlordane	37.0	P	ug/kg	14.8	6.01	1	B

Surrogate	% Recovery	Qualifier	Acceptance Criteria	Column
2,4,5,6-Tetrachloro-m-xylene	84		30-150	B
Decachlorobiphenyl	91		30-150	B
2,4,5,6-Tetrachloro-m-xylene	78		30-150	A
Decachlorobiphenyl	63		30-150	A

Project Name: CPG PHASE 4/5 **Lab Number:** L1706909

Project Number: 16.6669 **Report Date:** 03/15/17

SAMPLE RESULTS

Lab ID:	L1706909-03	D	Date Collected:	03/07/17 08:30
Client ID:	GP02_0-5		Date Received:	03/07/17
Sample Location:	YONKERS, NY		Field Prep:	Not Specified
Matrix:	Soil		Extraction Method:	EPA 3546
Analytical Method:	1,8081B		Extraction Date:	03/08/17 23:29
Analytical Date:	03/13/17 23:24		Cleanup Method:	EPA 3620B
Analyst:	AM		Cleanup Date:	03/09/17
Percent Solids:	85%			

Parameter	Result	Qualifier	Units	RL	MDL	Dilution Factor	Column
Organochlorine Pesticides by GC - Westborough Lab							
4,4'-DDE	293		ug/kg	9.08	2.10	5	B
4,4'-DDT	231		ug/kg	17.0	7.30	5	B

Project Name: CPG PHASE 4/5 **Lab Number:** L1706909

Project Number: 16.6669 **Report Date:** 03/15/17

SAMPLE RESULTS

Lab ID:	L1706909-04	Date Collected:	03/07/17 11:10
Client ID:	GP03_0-5	Date Received:	03/07/17
Sample Location:	YONKERS, NY	Field Prep:	Not Specified
Matrix:	Soil	Extraction Method:	EPA 3546
Analytical Method:	1,8081B	Extraction Date:	03/08/17 23:29
Analytical Date:	03/15/17 12:13	Cleanup Method:	EPA 3620B
Analyst:	RL	Cleanup Date:	03/09/17
Percent Solids:	88%		

Parameter	Result	Qualifier	Units	RL	MDL	Dilution Factor	Column
Organochlorine Pesticides by GC - Westborough Lab							
Delta-BHC	ND		ug/kg	1.77	0.346	1	A
Lindane	ND		ug/kg	0.737	0.330	1	A
Alpha-BHC	ND		ug/kg	0.737	0.209	1	A
Beta-BHC	ND		ug/kg	1.77	0.671	1	A
Heptachlor	ND		ug/kg	0.885	0.397	1	A
Aldrin	ND		ug/kg	1.77	0.623	1	A
Heptachlor epoxide	ND		ug/kg	3.32	0.995	1	A
Endrin	ND		ug/kg	0.737	0.302	1	A
Endrin aldehyde	ND		ug/kg	2.21	0.774	1	A
Endrin ketone	ND		ug/kg	1.77	0.456	1	A
Dieldrin	11.1		ug/kg	1.10	0.553	1	B
4,4'-DDE	65.0		ug/kg	1.77	0.409	1	A
4,4'-DDD	2.03		ug/kg	1.77	0.631	1	B
4,4'-DDT	232	E	ug/kg	3.32	1.42	1	A
Endosulfan I	ND		ug/kg	1.77	0.418	1	A
Endosulfan II	ND		ug/kg	1.77	0.591	1	A
Endosulfan sulfate	ND		ug/kg	0.737	0.351	1	A
Methoxychlor	ND		ug/kg	3.32	1.03	1	A
Toxaphene	ND		ug/kg	33.2	9.29	1	A
cis-Chlordane	6.77	PI	ug/kg	2.21	0.616	1	B
trans-Chlordane	8.96	PI	ug/kg	2.21	0.584	1	A
Chlordane	105	P	ug/kg	14.4	5.86	1	A

Surrogate	% Recovery	Qualifier	Acceptance Criteria	Column
2,4,5,6-Tetrachloro-m-xylene	109		30-150	B
Decachlorobiphenyl	124		30-150	B
2,4,5,6-Tetrachloro-m-xylene	85		30-150	A
Decachlorobiphenyl	91		30-150	A

Project Name: CPG PHASE 4/5 **Lab Number:** L1706909

Project Number: 16.6669 **Report Date:** 03/15/17

SAMPLE RESULTS

Lab ID:	L1706909-04	D	Date Collected:	03/07/17 11:10
Client ID:	GP03_0-5		Date Received:	03/07/17
Sample Location:	YONKERS, NY		Field Prep:	Not Specified
Matrix:	Soil		Extraction Method:	EPA 3546
Analytical Method:	1,8081B		Extraction Date:	03/08/17 23:29
Analytical Date:	03/15/17 14:00		Cleanup Method:	EPA 3620B
Analyst:	RL		Cleanup Date:	03/09/17
Percent Solids:	88%			

Parameter	Result	Qualifier	Units	RL	MDL	Dilution Factor	Column
Organochlorine Pesticides by GC - Westborough Lab							
4,4'-DDT	234		ug/kg	16.6	7.11	5	A

Project Name: CPG PHASE 4/5 **Lab Number:** L1706909

Project Number: 16.6669 **Report Date:** 03/15/17

SAMPLE RESULTS

Lab ID:	L1706909-05	Date Collected:	03/07/17 11:20
Client ID:	178GP01_0-2.5	Date Received:	03/07/17
Sample Location:	YONKERS, NY	Field Prep:	Not Specified
Matrix:	Soil	Extraction Method:	EPA 3546
Analytical Method:	1,8081B	Extraction Date:	03/08/17 23:29
Analytical Date:	03/12/17 21:27	Cleanup Method:	EPA 3620B
Analyst:	RL	Cleanup Date:	03/09/17
Percent Solids:	91%		

Parameter	Result	Qualifier	Units	RL	MDL	Dilution Factor	Column
Organochlorine Pesticides by GC - Westborough Lab							
Delta-BHC	ND		ug/kg	1.72	0.338	1	A
Lindane	ND		ug/kg	0.718	0.321	1	A
Alpha-BHC	ND		ug/kg	0.718	0.204	1	A
Beta-BHC	ND		ug/kg	1.72	0.654	1	A
Heptachlor	ND		ug/kg	0.862	0.386	1	A
Aldrin	ND		ug/kg	1.72	0.607	1	A
Heptachlor epoxide	ND		ug/kg	3.23	0.970	1	A
Endrin	ND		ug/kg	0.718	0.294	1	A
Endrin aldehyde	ND		ug/kg	2.15	0.754	1	A
Endrin ketone	ND		ug/kg	1.72	0.444	1	A
Dieldrin	ND		ug/kg	1.08	0.539	1	A
4,4'-DDE	1.25	J	ug/kg	1.72	0.399	1	B
4,4'-DDD	ND		ug/kg	1.72	0.615	1	B
4,4'-DDT	ND		ug/kg	3.23	1.39	1	A
Endosulfan I	ND		ug/kg	1.72	0.407	1	A
Endosulfan II	ND		ug/kg	1.72	0.576	1	A
Endosulfan sulfate	ND		ug/kg	0.718	0.342	1	A
Methoxychlor	ND		ug/kg	3.23	1.00	1	A
Toxaphene	ND		ug/kg	32.3	9.05	1	A
cis-Chlordane	ND		ug/kg	2.15	0.600	1	A
trans-Chlordane	ND		ug/kg	2.15	0.569	1	A
Chlordane	ND		ug/kg	14.0	5.71	1	A

Surrogate	% Recovery	Qualifier	Acceptance Criteria	Column
2,4,5,6-Tetrachloro-m-xylene	90		30-150	B
Decachlorobiphenyl	61		30-150	B
2,4,5,6-Tetrachloro-m-xylene	97		30-150	A
Decachlorobiphenyl	114		30-150	A

Project Name: CPG PHASE 4/5 **Lab Number:** L1706909

Project Number: 16.6669 **Report Date:** 03/15/17

SAMPLE RESULTS

Lab ID:	L1706909-06	Date Collected:	03/07/17 13:20
Client ID:	178GP02_2.5-5	Date Received:	03/07/17
Sample Location:	YONKERS, NY	Field Prep:	Not Specified
Matrix:	Soil	Extraction Method:	EPA 3546
Analytical Method:	1,8081B	Extraction Date:	03/08/17 23:29
Analytical Date:	03/15/17 12:28	Cleanup Method:	EPA 3620B
Analyst:	RL	Cleanup Date:	03/09/17
Percent Solids:	88%		

Parameter	Result	Qualifier	Units	RL	MDL	Dilution Factor	Column
Organochlorine Pesticides by GC - Westborough Lab							
Delta-BHC	ND		ug/kg	1.75	0.343	1	A
Lindane	ND		ug/kg	0.730	0.326	1	A
Alpha-BHC	ND		ug/kg	0.730	0.207	1	A
Beta-BHC	ND		ug/kg	1.75	0.664	1	A
Heptachlor	1.17	P	ug/kg	0.876	0.393	1	B
Aldrin	1.16	J	ug/kg	1.75	0.617	1	A
Heptachlor epoxide	ND	PI	ug/kg	3.28	0.985	1	A
Endrin	ND		ug/kg	0.730	0.299	1	A
Endrin aldehyde	ND		ug/kg	2.19	0.766	1	A
Endrin ketone	ND		ug/kg	1.75	0.451	1	A
Dieldrin	1.38		ug/kg	1.09	0.547	1	B
4,4'-DDE	1.17	JPI	ug/kg	1.75	0.405	1	B
4,4'-DDD	1.15	J	ug/kg	1.75	0.625	1	B
4,4'-DDT	3.31	P	ug/kg	3.28	1.41	1	A
Endosulfan I	ND		ug/kg	1.75	0.414	1	A
Endosulfan II	ND		ug/kg	1.75	0.585	1	A
Endosulfan sulfate	ND		ug/kg	0.730	0.347	1	A
Methoxychlor	ND		ug/kg	3.28	1.02	1	A
Toxaphene	ND		ug/kg	32.8	9.20	1	A
cis-Chlordane	1.50	J	ug/kg	2.19	0.610	1	A
trans-Chlordane	2.40	PI	ug/kg	2.19	0.578	1	A
Chlordane	51.9		ug/kg	14.2	5.80	1	B

Surrogate	% Recovery	Qualifier	Acceptance Criteria	Column
2,4,5,6-Tetrachloro-m-xylene	75		30-150	B
Decachlorobiphenyl	68		30-150	B
2,4,5,6-Tetrachloro-m-xylene	116		30-150	A
Decachlorobiphenyl	69		30-150	A

Project Name: CPG PHASE 4/5 **Lab Number:** L1706909

Project Number: 16.6669 **Report Date:** 03/15/17

SAMPLE RESULTS

Lab ID:	L1706909-08	Date Collected:	03/07/17 13:30
Client ID:	178GP03_2.5-5	Date Received:	03/07/17
Sample Location:	YONKERS, NY	Field Prep:	Not Specified
Matrix:	Soil	Extraction Method:	EPA 3546
Analytical Method:	1,8081B	Extraction Date:	03/08/17 23:29
Analytical Date:	03/15/17 12:44	Cleanup Method:	EPA 3620B
Analyst:	RL	Cleanup Date:	03/09/17
Percent Solids:	88%		

Parameter	Result	Qualifier	Units	RL	MDL	Dilution Factor	Column
Organochlorine Pesticides by GC - Westborough Lab							
Delta-BHC	ND		ug/kg	1.78	0.348	1	A
Lindane	ND		ug/kg	0.740	0.331	1	A
Alpha-BHC	ND		ug/kg	0.740	0.210	1	A
Beta-BHC	ND		ug/kg	1.78	0.674	1	A
Heptachlor	ND		ug/kg	0.888	0.398	1	A
Aldrin	ND		ug/kg	1.78	0.625	1	A
Heptachlor epoxide	ND		ug/kg	3.33	0.999	1	A
Endrin	ND		ug/kg	0.740	0.303	1	A
Endrin aldehyde	ND		ug/kg	2.22	0.777	1	A
Endrin ketone	ND		ug/kg	1.78	0.457	1	A
Dieldrin	0.752	JPI	ug/kg	1.11	0.555	1	A
4,4'-DDE	10.8	P	ug/kg	1.78	0.411	1	A
4,4'-DDD	3.51	PI	ug/kg	1.78	0.634	1	B
4,4'-DDT	2.97	J	ug/kg	3.33	1.43	1	A
Endosulfan I	ND		ug/kg	1.78	0.420	1	A
Endosulfan II	ND		ug/kg	1.78	0.594	1	A
Endosulfan sulfate	ND		ug/kg	0.740	0.352	1	A
Methoxychlor	ND		ug/kg	3.33	1.04	1	A
Toxaphene	ND		ug/kg	33.3	9.33	1	A
cis-Chlordane	14.8	P	ug/kg	2.22	0.619	1	B
trans-Chlordane	7.35	PI	ug/kg	2.22	0.586	1	A
Chlordane	58.8	PI	ug/kg	14.4	5.88	1	A

Surrogate	% Recovery	Qualifier	Acceptance Criteria	Column
2,4,5,6-Tetrachloro-m-xylene	67		30-150	B
Decachlorobiphenyl	67		30-150	B
2,4,5,6-Tetrachloro-m-xylene	74		30-150	A
Decachlorobiphenyl	78		30-150	A

Project Name: CPG PHASE 4/5 **Lab Number:** L1706909

Project Number: 16.6669 **Report Date:** 03/15/17

SAMPLE RESULTS

Lab ID:	L1706909-09	Date Collected:	03/07/17 14:15
Client ID:	178GP04_0-5	Date Received:	03/07/17
Sample Location:	YONKERS, NY	Field Prep:	Not Specified
Matrix:	Soil	Extraction Method:	EPA 3546
Analytical Method:	1,8081B	Extraction Date:	03/08/17 23:29
Analytical Date:	03/15/17 12:59	Cleanup Method:	EPA 3620B
Analyst:	RL	Cleanup Date:	03/09/17
Percent Solids:	89%		

Parameter	Result	Qualifier	Units	RL	MDL	Dilution Factor	Column
Organochlorine Pesticides by GC - Westborough Lab							
Delta-BHC	ND		ug/kg	1.74	0.341	1	A
Lindane	ND		ug/kg	0.725	0.324	1	A
Alpha-BHC	ND		ug/kg	0.725	0.206	1	A
Beta-BHC	ND		ug/kg	1.74	0.660	1	A
Heptachlor	ND		ug/kg	0.870	0.390	1	A
Aldrin	ND		ug/kg	1.74	0.613	1	A
Heptachlor epoxide	ND		ug/kg	3.26	0.979	1	A
Endrin	ND		ug/kg	0.725	0.297	1	A
Endrin aldehyde	ND		ug/kg	2.18	0.762	1	A
Endrin ketone	ND		ug/kg	1.74	0.448	1	A
Dieldrin	ND		ug/kg	1.09	0.544	1	A
4,4'-DDE	5.37		ug/kg	1.74	0.402	1	A
4,4'-DDD	ND		ug/kg	1.74	0.621	1	A
4,4'-DDT	26.7		ug/kg	3.26	1.40	1	A
Endosulfan I	ND		ug/kg	1.74	0.411	1	A
Endosulfan II	ND		ug/kg	1.74	0.582	1	A
Endosulfan sulfate	ND		ug/kg	0.725	0.345	1	A
Methoxychlor	ND		ug/kg	3.26	1.02	1	A
Toxaphene	ND		ug/kg	32.6	9.14	1	A
cis-Chlordane	1.30	J	ug/kg	2.18	0.606	1	B
trans-Chlordane	2.16	J	ug/kg	2.18	0.574	1	B
Chlordane	27.7		ug/kg	14.1	5.77	1	B

Surrogate	% Recovery	Qualifier	Acceptance Criteria	Column
2,4,5,6-Tetrachloro-m-xylene	61		30-150	B
Decachlorobiphenyl	46		30-150	B
2,4,5,6-Tetrachloro-m-xylene	57		30-150	A
Decachlorobiphenyl	62		30-150	A

Project Name: CPG PHASE 4/5 **Lab Number:** L1706909

Project Number: 16.6669 **Report Date:** 03/15/17

Method Blank Analysis
Batch Quality Control

Analytical Method: 1,8081B
Analytical Date: 03/10/17 13:13
Analyst: RL

Extraction Method: EPA 3546
Extraction Date: 03/08/17 13:00
Cleanup Method: EPA 3620B
Cleanup Date: 03/09/17

Parameter	Result	Qualifier	Units	RL	MDL	Column
Organochlorine Pesticides by GC - Westborough Lab for sample(s): 01,03-06,08-09 Batch: WG983783-1						
Delta-BHC	ND		ug/kg	1.54	0.303	A
Lindane	ND		ug/kg	0.644	0.288	A
Alpha-BHC	ND		ug/kg	0.644	0.183	A
Beta-BHC	ND		ug/kg	1.54	0.586	A
Heptachlor	ND		ug/kg	0.773	0.346	A
Aldrin	ND		ug/kg	1.54	0.544	A
Heptachlor epoxide	ND		ug/kg	2.90	0.869	A
Endrin	ND		ug/kg	0.644	0.264	A
Endrin aldehyde	ND		ug/kg	1.93	0.676	A
Endrin ketone	ND		ug/kg	1.54	0.398	A
Dieldrin	ND		ug/kg	0.966	0.483	A
4,4'-DDE	ND		ug/kg	1.54	0.357	A
4,4'-DDD	ND		ug/kg	1.54	0.551	A
4,4'-DDT	ND		ug/kg	2.90	1.24	A
Endosulfan I	ND		ug/kg	1.54	0.365	A
Endosulfan II	ND		ug/kg	1.54	0.516	A
Endosulfan sulfate	ND		ug/kg	0.644	0.306	A
Methoxychlor	ND		ug/kg	2.90	0.901	A
Toxaphene	ND		ug/kg	29.0	8.11	A
cis-Chlordane	ND		ug/kg	1.93	0.538	A
trans-Chlordane	ND		ug/kg	1.93	0.510	A
Chlordane	ND		ug/kg	12.6	5.12	A

Project Name: CPG PHASE 4/5 **Lab Number:** L1706909

Project Number: 16.6669 **Report Date:** 03/15/17

Method Blank Analysis
Batch Quality Control

Analytical Method: 1,8081B
Analytical Date: 03/10/17 13:13
Analyst: RL

Extraction Method: EPA 3546
Extraction Date: 03/08/17 13:00
Cleanup Method: EPA 3620B
Cleanup Date: 03/09/17

Parameter	Result	Qualifier	Units	RL	MDL
Organochlorine Pesticides by GC - Westborough Lab for sample(s): 01,03-06,08-09 Batch: WG983783-1					

Surrogate	%Recovery	Qualifier	Acceptance Criteria	Column
2,4,5,6-Tetrachloro-m-xylene	98		30-150	B
Decachlorobiphenyl	107		30-150	B
2,4,5,6-Tetrachloro-m-xylene	88		30-150	A
Decachlorobiphenyl	84		30-150	A

Lab Control Sample Analysis
Batch Quality Control

Project Name: CPG PHASE 4/5
Project Number: 16.6669

Lab Number: L1706909
Report Date: 03/15/17

Parameter	LCS %Recovery	Qual	LCSD %Recovery	Qual	%Recovery Limits	RPD	Qual	RPD Limits	Column
Organochlorine Pesticides by GC - Westborough Lab Associated sample(s): 01,03-06,08-09 Batch: WG983783-2 WG983783-3									
Delta-BHC	90		94		30-150	4		30	A
Lindane	96		98		30-150	2		30	A
Alpha-BHC	93		94		30-150	1		30	A
Beta-BHC	106		109		30-150	3		30	A
Heptachlor	92		95		30-150	3		30	A
Aldrin	96		99		30-150	3		30	A
Heptachlor epoxide	98		99		30-150	1		30	A
Endrin	99		98		30-150	1		30	A
Endrin aldehyde	82		82		30-150	0		30	A
Endrin ketone	98		95		30-150	3		30	A
Dieldrin	103		103		30-150	0		30	A
4,4'-DDE	93		93		30-150	0		30	A
4,4'-DDD	92		91		30-150	1		30	A
4,4'-DDT	98		97		30-150	1		30	A
Endosulfan I	99		99		30-150	0		30	A
Endosulfan II	99		99		30-150	0		30	A
Endosulfan sulfate	95		94		30-150	1		30	A
Methoxychlor	104		103		30-150	1		30	A
cis-Chlordane	93		94		30-150	1		30	A
trans-Chlordane	98		98		30-150	0		30	A

Lab Control Sample Analysis
Batch Quality Control

Project Name: CPG PHASE 4/5
Project Number: 16.6669

Lab Number: L1706909
Report Date: 03/15/17

Parameter	LCS %Recovery	Qual	LCSD %Recovery	Qual	%Recovery Limits	RPD	Qual	RPD Limits
Organochlorine Pesticides by GC - Westborough Lab Associated sample(s): 01,03-06,08-09 Batch: WG983783-2 WG983783-3								

Surrogate	LCS %Recovery	Qual	LCSD %Recovery	Qual	Acceptance Criteria	Column
2,4,5,6-Tetrachloro-m-xylene	98		101		30-150	B
Decachlorobiphenyl	114		111		30-150	B
2,4,5,6-Tetrachloro-m-xylene	88		90		30-150	A
Decachlorobiphenyl	81		80		30-150	A

METALS

Project Name: CPG PHASE 4/5 **Lab Number:** L1706909

Project Number: 16.6669 **Report Date:** 03/15/17

SAMPLE RESULTS

Lab ID: L1706909-01 Date Collected: 03/06/17 12:05

Client ID: GP01_0-5 Date Received: 03/06/17

Sample Location: YONKERS, NY Field Prep: Not Specified

Matrix: Soil

Percent Solids: 83%

Parameter	Result	Qualifier	Units	RL	MDL	Dilution Factor	Date Prepared	Date Analyzed	Prep Method	Analytical Method	Analyst
Total Metals - Mansfield Lab											
Aluminum, Total	5200		mg/kg	9.3	2.5	2	03/07/17 19:00	03/08/17 19:34	EPA 3050B	1,6010C	MC
Antimony, Total	0.89	J	mg/kg	4.6	0.35	2	03/07/17 19:00	03/08/17 19:34	EPA 3050B	1,6010C	MC
Arsenic, Total	7.2		mg/kg	0.93	0.19	2	03/07/17 19:00	03/08/17 19:34	EPA 3050B	1,6010C	MC
Barium, Total	220		mg/kg	0.93	0.16	2	03/07/17 19:00	03/08/17 19:34	EPA 3050B	1,6010C	MC
Beryllium, Total	0.17	J	mg/kg	0.46	0.03	2	03/07/17 19:00	03/08/17 19:34	EPA 3050B	1,6010C	MC
Cadmium, Total	0.56	J	mg/kg	0.93	0.09	2	03/07/17 19:00	03/08/17 19:34	EPA 3050B	1,6010C	MC
Calcium, Total	12000		mg/kg	9.3	3.2	2	03/07/17 19:00	03/08/17 19:34	EPA 3050B	1,6010C	MC
Chromium, Total	18		mg/kg	0.93	0.09	2	03/07/17 19:00	03/08/17 19:34	EPA 3050B	1,6010C	MC
Cobalt, Total	4.1		mg/kg	1.8	0.15	2	03/07/17 19:00	03/08/17 19:34	EPA 3050B	1,6010C	MC
Copper, Total	27		mg/kg	0.93	0.24	2	03/07/17 19:00	03/08/17 19:34	EPA 3050B	1,6010C	MC
Iron, Total	11000		mg/kg	4.6	0.84	2	03/07/17 19:00	03/08/17 19:34	EPA 3050B	1,6010C	MC
Lead, Total	970		mg/kg	4.6	0.25	2	03/07/17 19:00	03/08/17 19:34	EPA 3050B	1,6010C	MC
Magnesium, Total	2800		mg/kg	9.3	1.4	2	03/07/17 19:00	03/08/17 19:34	EPA 3050B	1,6010C	MC
Manganese, Total	230		mg/kg	0.93	0.15	2	03/07/17 19:00	03/08/17 19:34	EPA 3050B	1,6010C	MC
Mercury, Total	0.38		mg/kg	0.08	0.02	1	03/07/17 09:10	03/07/17 14:46	EPA 7471B	1,7471B	BV
Nickel, Total	11		mg/kg	2.3	0.22	2	03/07/17 19:00	03/08/17 19:34	EPA 3050B	1,6010C	MC
Potassium, Total	580		mg/kg	230	13.	2	03/07/17 19:00	03/08/17 19:34	EPA 3050B	1,6010C	MC
Selenium, Total	0.68	J	mg/kg	1.8	0.24	2	03/07/17 19:00	03/08/17 19:34	EPA 3050B	1,6010C	MC
Silver, Total	ND		mg/kg	0.93	0.26	2	03/07/17 19:00	03/08/17 19:34	EPA 3050B	1,6010C	MC
Sodium, Total	200		mg/kg	180	2.9	2	03/07/17 19:00	03/08/17 19:34	EPA 3050B	1,6010C	MC
Thallium, Total	ND		mg/kg	1.8	0.29	2	03/07/17 19:00	03/08/17 19:34	EPA 3050B	1,6010C	MC
Vanadium, Total	20		mg/kg	0.93	0.19	2	03/07/17 19:00	03/08/17 19:34	EPA 3050B	1,6010C	MC
Zinc, Total	360		mg/kg	4.6	0.27	2	03/07/17 19:00	03/08/17 19:34	EPA 3050B	1,6010C	MC

Project Name: CPG PHASE 4/5 **Lab Number:** L1706909

Project Number: 16.6669 **Report Date:** 03/15/17

SAMPLE RESULTS

Lab ID: L1706909-03 Date Collected: 03/07/17 08:30

Client ID: GP02_0-5 Date Received: 03/07/17

Sample Location: YONKERS, NY Field Prep: Not Specified

Matrix: Soil

Percent Solids: 85%

Parameter	Result	Qualifier	Units	RL	MDL	Dilution Factor	Date Prepared	Date Analyzed	Prep Method	Analytical Method	Analyst
Total Metals - Mansfield Lab											
Aluminum, Total	6400		mg/kg	9.1	2.5	2	03/08/17 18:33	03/09/17 00:12	EPA 3050B	1,6010C	PS
Antimony, Total	1.5	J	mg/kg	4.6	0.35	2	03/08/17 18:33	03/09/17 00:12	EPA 3050B	1,6010C	PS
Arsenic, Total	7.4		mg/kg	0.91	0.19	2	03/08/17 18:33	03/09/17 00:12	EPA 3050B	1,6010C	PS
Barium, Total	250		mg/kg	0.91	0.16	2	03/08/17 18:33	03/09/17 00:12	EPA 3050B	1,6010C	PS
Beryllium, Total	0.31	J	mg/kg	0.46	0.03	2	03/08/17 18:33	03/09/17 00:12	EPA 3050B	1,6010C	PS
Cadmium, Total	0.50	J	mg/kg	0.91	0.09	2	03/08/17 18:33	03/09/17 00:12	EPA 3050B	1,6010C	PS
Calcium, Total	1600		mg/kg	9.1	3.2	2	03/08/17 18:33	03/09/17 00:12	EPA 3050B	1,6010C	PS
Chromium, Total	25		mg/kg	0.91	0.09	2	03/08/17 18:33	03/09/17 00:12	EPA 3050B	1,6010C	PS
Cobalt, Total	4.6		mg/kg	1.8	0.15	2	03/08/17 18:33	03/09/17 00:12	EPA 3050B	1,6010C	PS
Copper, Total	39		mg/kg	0.91	0.24	2	03/08/17 18:33	03/09/17 00:12	EPA 3050B	1,6010C	PS
Iron, Total	11000		mg/kg	4.6	0.82	2	03/08/17 18:33	03/09/17 00:12	EPA 3050B	1,6010C	PS
Lead, Total	860		mg/kg	4.6	0.24	2	03/08/17 18:33	03/09/17 00:12	EPA 3050B	1,6010C	PS
Magnesium, Total	1600		mg/kg	9.1	1.4	2	03/08/17 18:33	03/09/17 00:12	EPA 3050B	1,6010C	PS
Manganese, Total	310		mg/kg	0.91	0.14	2	03/08/17 18:33	03/09/17 00:12	EPA 3050B	1,6010C	PS
Mercury, Total	1.2		mg/kg	0.07	0.02	1	03/08/17 07:00	03/08/17 21:46	EPA 7471B	1,7471B	EA
Nickel, Total	11		mg/kg	2.3	0.22	2	03/08/17 18:33	03/09/17 00:12	EPA 3050B	1,6010C	PS
Potassium, Total	440		mg/kg	230	13.	2	03/08/17 18:33	03/09/17 00:12	EPA 3050B	1,6010C	PS
Selenium, Total	0.51	J	mg/kg	1.8	0.24	2	03/08/17 18:33	03/09/17 00:12	EPA 3050B	1,6010C	PS
Silver, Total	ND		mg/kg	0.91	0.26	2	03/08/17 18:33	03/09/17 00:12	EPA 3050B	1,6010C	PS
Sodium, Total	76	J	mg/kg	180	2.9	2	03/08/17 18:33	03/09/17 00:12	EPA 3050B	1,6010C	PS
Thallium, Total	ND		mg/kg	1.8	0.29	2	03/08/17 18:33	03/09/17 00:12	EPA 3050B	1,6010C	PS
Vanadium, Total	23		mg/kg	0.91	0.18	2	03/08/17 18:33	03/09/17 00:12	EPA 3050B	1,6010C	PS
Zinc, Total	280		mg/kg	4.6	0.27	2	03/08/17 18:33	03/09/17 00:12	EPA 3050B	1,6010C	PS

Project Name: CPG PHASE 4/5 **Lab Number:** L1706909

Project Number: 16.6669 **Report Date:** 03/15/17

SAMPLE RESULTS

Lab ID: L1706909-04 Date Collected: 03/07/17 11:10

Client ID: GP03_0-5 Date Received: 03/07/17

Sample Location: YONKERS, NY Field Prep: Not Specified

Matrix: Soil

Percent Solids: 88%

Parameter	Result	Qualifier	Units	RL	MDL	Dilution Factor	Date Prepared	Date Analyzed	Prep Method	Analytical Method	Analyst
Total Metals - Mansfield Lab											
Aluminum, Total	5400		mg/kg	8.7	2.4	2	03/08/17 18:33	03/09/17 00:40	EPA 3050B	1,6010C	PS
Antimony, Total	1.8	J	mg/kg	4.4	0.33	2	03/08/17 18:33	03/09/17 00:40	EPA 3050B	1,6010C	PS
Arsenic, Total	3.8		mg/kg	0.87	0.18	2	03/08/17 18:33	03/09/17 00:40	EPA 3050B	1,6010C	PS
Barium, Total	200		mg/kg	0.87	0.15	2	03/08/17 18:33	03/09/17 00:40	EPA 3050B	1,6010C	PS
Beryllium, Total	0.20	J	mg/kg	0.44	0.03	2	03/08/17 18:33	03/09/17 00:40	EPA 3050B	1,6010C	PS
Cadmium, Total	0.44	J	mg/kg	0.87	0.09	2	03/08/17 18:33	03/09/17 00:40	EPA 3050B	1,6010C	PS
Calcium, Total	56000		mg/kg	8.7	3.0	2	03/08/17 18:33	03/09/17 00:40	EPA 3050B	1,6010C	PS
Chromium, Total	13		mg/kg	0.87	0.08	2	03/08/17 18:33	03/09/17 00:40	EPA 3050B	1,6010C	PS
Cobalt, Total	2.6		mg/kg	1.7	0.14	2	03/08/17 18:33	03/09/17 00:40	EPA 3050B	1,6010C	PS
Copper, Total	16		mg/kg	0.87	0.22	2	03/08/17 18:33	03/09/17 00:40	EPA 3050B	1,6010C	PS
Iron, Total	10000		mg/kg	4.4	0.79	2	03/08/17 18:33	03/09/17 00:40	EPA 3050B	1,6010C	PS
Lead, Total	550		mg/kg	4.4	0.23	2	03/08/17 18:33	03/09/17 00:40	EPA 3050B	1,6010C	PS
Magnesium, Total	14000		mg/kg	8.7	1.3	2	03/08/17 18:33	03/09/17 00:40	EPA 3050B	1,6010C	PS
Manganese, Total	180		mg/kg	0.87	0.14	2	03/08/17 18:33	03/09/17 00:40	EPA 3050B	1,6010C	PS
Mercury, Total	0.26		mg/kg	0.07	0.02	1	03/08/17 07:00	03/08/17 21:53	EPA 7471B	1,7471B	EA
Nickel, Total	6.7		mg/kg	2.2	0.21	2	03/08/17 18:33	03/09/17 00:40	EPA 3050B	1,6010C	PS
Potassium, Total	650		mg/kg	220	12.	2	03/08/17 18:33	03/09/17 00:40	EPA 3050B	1,6010C	PS
Selenium, Total	0.71	J	mg/kg	1.7	0.22	2	03/08/17 18:33	03/09/17 00:40	EPA 3050B	1,6010C	PS
Silver, Total	ND		mg/kg	0.87	0.25	2	03/08/17 18:33	03/09/17 00:40	EPA 3050B	1,6010C	PS
Sodium, Total	310		mg/kg	170	2.7	2	03/08/17 18:33	03/09/17 00:40	EPA 3050B	1,6010C	PS
Thallium, Total	ND		mg/kg	1.7	0.27	2	03/08/17 18:33	03/09/17 00:40	EPA 3050B	1,6010C	PS
Vanadium, Total	15		mg/kg	0.87	0.18	2	03/08/17 18:33	03/09/17 00:40	EPA 3050B	1,6010C	PS
Zinc, Total	250		mg/kg	4.4	0.26	2	03/08/17 18:33	03/09/17 00:40	EPA 3050B	1,6010C	PS

Project Name: CPG PHASE 4/5 **Lab Number:** L1706909

Project Number: 16.6669 **Report Date:** 03/15/17

SAMPLE RESULTS

Lab ID: L1706909-05 Date Collected: 03/07/17 11:20

Client ID: 178GP01_0-2.5 Date Received: 03/07/17

Sample Location: YONKERS, NY Field Prep: Not Specified

Matrix: Soil

Percent Solids: 91%

Parameter	Result	Qualifier	Units	RL	MDL	Dilution Factor	Date Prepared	Date Analyzed	Prep Method	Analytical Method	Analyst
Total Metals - Mansfield Lab											
Aluminum, Total	6800		mg/kg	8.6	2.3	2	03/08/17 18:33	03/09/17 00:45	EPA 3050B	1,6010C	PS
Antimony, Total	0.84	J	mg/kg	4.3	0.33	2	03/08/17 18:33	03/09/17 00:45	EPA 3050B	1,6010C	PS
Arsenic, Total	2.0		mg/kg	0.86	0.18	2	03/08/17 18:33	03/09/17 00:45	EPA 3050B	1,6010C	PS
Barium, Total	42		mg/kg	0.86	0.15	2	03/08/17 18:33	03/09/17 00:45	EPA 3050B	1,6010C	PS
Beryllium, Total	0.20	J	mg/kg	0.43	0.03	2	03/08/17 18:33	03/09/17 00:45	EPA 3050B	1,6010C	PS
Cadmium, Total	ND		mg/kg	0.86	0.09	2	03/08/17 18:33	03/09/17 00:45	EPA 3050B	1,6010C	PS
Calcium, Total	41000		mg/kg	8.6	3.0	2	03/08/17 18:33	03/09/17 00:45	EPA 3050B	1,6010C	PS
Chromium, Total	26		mg/kg	0.86	0.08	2	03/08/17 18:33	03/09/17 00:45	EPA 3050B	1,6010C	PS
Cobalt, Total	5.1		mg/kg	1.7	0.14	2	03/08/17 18:33	03/09/17 00:45	EPA 3050B	1,6010C	PS
Copper, Total	24		mg/kg	0.86	0.22	2	03/08/17 18:33	03/09/17 00:45	EPA 3050B	1,6010C	PS
Iron, Total	9900		mg/kg	4.3	0.78	2	03/08/17 18:33	03/09/17 00:45	EPA 3050B	1,6010C	PS
Lead, Total	18		mg/kg	4.3	0.23	2	03/08/17 18:33	03/09/17 00:45	EPA 3050B	1,6010C	PS
Magnesium, Total	6900		mg/kg	8.6	1.3	2	03/08/17 18:33	03/09/17 00:45	EPA 3050B	1,6010C	PS
Manganese, Total	280		mg/kg	0.86	0.14	2	03/08/17 18:33	03/09/17 00:45	EPA 3050B	1,6010C	PS
Mercury, Total	0.05	J	mg/kg	0.07	0.02	1	03/08/17 07:00	03/08/17 21:55	EPA 7471B	1,7471B	EA
Nickel, Total	13		mg/kg	2.2	0.21	2	03/08/17 18:33	03/09/17 00:45	EPA 3050B	1,6010C	PS
Potassium, Total	500		mg/kg	220	12.	2	03/08/17 18:33	03/09/17 00:45	EPA 3050B	1,6010C	PS
Selenium, Total	0.34	J	mg/kg	1.7	0.22	2	03/08/17 18:33	03/09/17 00:45	EPA 3050B	1,6010C	PS
Silver, Total	ND		mg/kg	0.86	0.24	2	03/08/17 18:33	03/09/17 00:45	EPA 3050B	1,6010C	PS
Sodium, Total	240		mg/kg	170	2.7	2	03/08/17 18:33	03/09/17 00:45	EPA 3050B	1,6010C	PS
Thallium, Total	ND		mg/kg	1.7	0.27	2	03/08/17 18:33	03/09/17 00:45	EPA 3050B	1,6010C	PS
Vanadium, Total	18		mg/kg	0.86	0.18	2	03/08/17 18:33	03/09/17 00:45	EPA 3050B	1,6010C	PS
Zinc, Total	37		mg/kg	4.3	0.25	2	03/08/17 18:33	03/09/17 00:45	EPA 3050B	1,6010C	PS

Project Name: CPG PHASE 4/5 **Lab Number:** L1706909

Project Number: 16.6669 **Report Date:** 03/15/17

SAMPLE RESULTS

Lab ID: L1706909-06 Date Collected: 03/07/17 13:20

Client ID: 178GP02_2.5-5 Date Received: 03/07/17

Sample Location: YONKERS, NY Field Prep: Not Specified

Matrix: Soil

Percent Solids: 88%

Parameter	Result	Qualifier	Units	RL	MDL	Dilution Factor	Date Prepared	Date Analyzed	Prep Method	Analytical Method	Analyst
Total Metals - Mansfield Lab											
Aluminum, Total	8000		mg/kg	8.8	2.4	2	03/08/17 18:33	03/09/17 00:50	EPA 3050B	1,6010C	PS
Antimony, Total	0.68	J	mg/kg	4.4	0.33	2	03/08/17 18:33	03/09/17 00:50	EPA 3050B	1,6010C	PS
Arsenic, Total	1.8		mg/kg	0.88	0.18	2	03/08/17 18:33	03/09/17 00:50	EPA 3050B	1,6010C	PS
Barium, Total	48		mg/kg	0.88	0.15	2	03/08/17 18:33	03/09/17 00:50	EPA 3050B	1,6010C	PS
Beryllium, Total	0.25	J	mg/kg	0.44	0.03	2	03/08/17 18:33	03/09/17 00:50	EPA 3050B	1,6010C	PS
Cadmium, Total	ND		mg/kg	0.88	0.09	2	03/08/17 18:33	03/09/17 00:50	EPA 3050B	1,6010C	PS
Calcium, Total	30000		mg/kg	8.8	3.1	2	03/08/17 18:33	03/09/17 00:50	EPA 3050B	1,6010C	PS
Chromium, Total	17		mg/kg	0.88	0.08	2	03/08/17 18:33	03/09/17 00:50	EPA 3050B	1,6010C	PS
Cobalt, Total	4.1		mg/kg	1.8	0.14	2	03/08/17 18:33	03/09/17 00:50	EPA 3050B	1,6010C	PS
Copper, Total	20		mg/kg	0.88	0.23	2	03/08/17 18:33	03/09/17 00:50	EPA 3050B	1,6010C	PS
Iron, Total	9900		mg/kg	4.4	0.79	2	03/08/17 18:33	03/09/17 00:50	EPA 3050B	1,6010C	PS
Lead, Total	18		mg/kg	4.4	0.23	2	03/08/17 18:33	03/09/17 00:50	EPA 3050B	1,6010C	PS
Magnesium, Total	3900		mg/kg	8.8	1.3	2	03/08/17 18:33	03/09/17 00:50	EPA 3050B	1,6010C	PS
Manganese, Total	200		mg/kg	0.88	0.14	2	03/08/17 18:33	03/09/17 00:50	EPA 3050B	1,6010C	PS
Mercury, Total	0.04	J	mg/kg	0.07	0.02	1	03/08/17 07:00	03/08/17 21:57	EPA 7471B	1,7471B	EA
Nickel, Total	8.5		mg/kg	2.2	0.21	2	03/08/17 18:33	03/09/17 00:50	EPA 3050B	1,6010C	PS
Potassium, Total	730		mg/kg	220	13.	2	03/08/17 18:33	03/09/17 00:50	EPA 3050B	1,6010C	PS
Selenium, Total	0.59	J	mg/kg	1.8	0.23	2	03/08/17 18:33	03/09/17 00:50	EPA 3050B	1,6010C	PS
Silver, Total	ND		mg/kg	0.88	0.25	2	03/08/17 18:33	03/09/17 00:50	EPA 3050B	1,6010C	PS
Sodium, Total	330		mg/kg	180	2.8	2	03/08/17 18:33	03/09/17 00:50	EPA 3050B	1,6010C	PS
Thallium, Total	ND		mg/kg	1.8	0.28	2	03/08/17 18:33	03/09/17 00:50	EPA 3050B	1,6010C	PS
Vanadium, Total	19		mg/kg	0.88	0.18	2	03/08/17 18:33	03/09/17 00:50	EPA 3050B	1,6010C	PS
Zinc, Total	35		mg/kg	4.4	0.26	2	03/08/17 18:33	03/09/17 00:50	EPA 3050B	1,6010C	PS

Project Name: CPG PHASE 4/5 **Lab Number:** L1706909

Project Number: 16.6669 **Report Date:** 03/15/17

SAMPLE RESULTS

Lab ID: L1706909-08 Date Collected: 03/07/17 13:30

Client ID: 178GP03_2.5-5 Date Received: 03/07/17

Sample Location: YONKERS, NY Field Prep: Not Specified

Matrix: Soil

Percent Solids: 88%

Parameter	Result	Qualifier	Units	RL	MDL	Dilution Factor	Date Prepared	Date Analyzed	Prep Method	Analytical Method	Analyst
Total Metals - Mansfield Lab											
Aluminum, Total	6500		mg/kg	8.8	2.4	2	03/08/17 18:33	03/09/17 00:55	EPA 3050B	1,6010C	PS
Antimony, Total	1.1	J	mg/kg	4.4	0.34	2	03/08/17 18:33	03/09/17 00:55	EPA 3050B	1,6010C	PS
Arsenic, Total	1.7		mg/kg	0.88	0.18	2	03/08/17 18:33	03/09/17 00:55	EPA 3050B	1,6010C	PS
Barium, Total	53		mg/kg	0.88	0.15	2	03/08/17 18:33	03/09/17 00:55	EPA 3050B	1,6010C	PS
Beryllium, Total	0.19	J	mg/kg	0.44	0.03	2	03/08/17 18:33	03/09/17 00:55	EPA 3050B	1,6010C	PS
Cadmium, Total	0.09	J	mg/kg	0.88	0.09	2	03/08/17 18:33	03/09/17 00:55	EPA 3050B	1,6010C	PS
Calcium, Total	15000		mg/kg	8.8	3.1	2	03/08/17 18:33	03/09/17 00:55	EPA 3050B	1,6010C	PS
Chromium, Total	19		mg/kg	0.88	0.09	2	03/08/17 18:33	03/09/17 00:55	EPA 3050B	1,6010C	PS
Cobalt, Total	5.5		mg/kg	1.8	0.15	2	03/08/17 18:33	03/09/17 00:55	EPA 3050B	1,6010C	PS
Copper, Total	25		mg/kg	0.88	0.23	2	03/08/17 18:33	03/09/17 00:55	EPA 3050B	1,6010C	PS
Iron, Total	11000		mg/kg	4.4	0.80	2	03/08/17 18:33	03/09/17 00:55	EPA 3050B	1,6010C	PS
Lead, Total	62		mg/kg	4.4	0.24	2	03/08/17 18:33	03/09/17 00:55	EPA 3050B	1,6010C	PS
Magnesium, Total	3400		mg/kg	8.8	1.4	2	03/08/17 18:33	03/09/17 00:55	EPA 3050B	1,6010C	PS
Manganese, Total	390		mg/kg	0.88	0.14	2	03/08/17 18:33	03/09/17 00:55	EPA 3050B	1,6010C	PS
Mercury, Total	0.06	J	mg/kg	0.07	0.02	1	03/08/17 07:00	03/08/17 22:03	EPA 7471B	1,7471B	EA
Nickel, Total	14		mg/kg	2.2	0.21	2	03/08/17 18:33	03/09/17 00:55	EPA 3050B	1,6010C	PS
Potassium, Total	1000		mg/kg	220	13.	2	03/08/17 18:33	03/09/17 00:55	EPA 3050B	1,6010C	PS
Selenium, Total	ND		mg/kg	1.8	0.23	2	03/08/17 18:33	03/09/17 00:55	EPA 3050B	1,6010C	PS
Silver, Total	ND		mg/kg	0.88	0.25	2	03/08/17 18:33	03/09/17 00:55	EPA 3050B	1,6010C	PS
Sodium, Total	240		mg/kg	180	2.8	2	03/08/17 18:33	03/09/17 00:55	EPA 3050B	1,6010C	PS
Thallium, Total	ND		mg/kg	1.8	0.28	2	03/08/17 18:33	03/09/17 00:55	EPA 3050B	1,6010C	PS
Vanadium, Total	22		mg/kg	0.88	0.18	2	03/08/17 18:33	03/09/17 00:55	EPA 3050B	1,6010C	PS
Zinc, Total	78		mg/kg	4.4	0.26	2	03/08/17 18:33	03/09/17 00:55	EPA 3050B	1,6010C	PS

Project Name: CPG PHASE 4/5 **Lab Number:** L1706909

Project Number: 16.6669 **Report Date:** 03/15/17

SAMPLE RESULTS

Lab ID: L1706909-09 Date Collected: 03/07/17 14:15

Client ID: 178GP04_0-5 Date Received: 03/07/17

Sample Location: YONKERS, NY Field Prep: Not Specified

Matrix: Soil

Percent Solids: 89%

Parameter	Result	Qualifier	Units	RL	MDL	Dilution Factor	Date Prepared	Date Analyzed	Prep Method	Analytical Method	Analyst
Total Metals - Mansfield Lab											
Aluminum, Total	10000		mg/kg	8.9	2.4	2	03/08/17 18:33	03/09/17 00:59	EPA 3050B	1,6010C	PS
Antimony, Total	0.92	J	mg/kg	4.4	0.34	2	03/08/17 18:33	03/09/17 00:59	EPA 3050B	1,6010C	PS
Arsenic, Total	1.6		mg/kg	0.89	0.18	2	03/08/17 18:33	03/09/17 00:59	EPA 3050B	1,6010C	PS
Barium, Total	110		mg/kg	0.89	0.15	2	03/08/17 18:33	03/09/17 00:59	EPA 3050B	1,6010C	PS
Beryllium, Total	0.18	J	mg/kg	0.44	0.03	2	03/08/17 18:33	03/09/17 00:59	EPA 3050B	1,6010C	PS
Cadmium, Total	ND		mg/kg	0.89	0.09	2	03/08/17 18:33	03/09/17 00:59	EPA 3050B	1,6010C	PS
Calcium, Total	8500		mg/kg	8.9	3.1	2	03/08/17 18:33	03/09/17 00:59	EPA 3050B	1,6010C	PS
Chromium, Total	26		mg/kg	0.89	0.09	2	03/08/17 18:33	03/09/17 00:59	EPA 3050B	1,6010C	PS
Cobalt, Total	6.7		mg/kg	1.8	0.15	2	03/08/17 18:33	03/09/17 00:59	EPA 3050B	1,6010C	PS
Copper, Total	26		mg/kg	0.89	0.23	2	03/08/17 18:33	03/09/17 00:59	EPA 3050B	1,6010C	PS
Iron, Total	17000		mg/kg	4.4	0.80	2	03/08/17 18:33	03/09/17 00:59	EPA 3050B	1,6010C	PS
Lead, Total	16		mg/kg	4.4	0.24	2	03/08/17 18:33	03/09/17 00:59	EPA 3050B	1,6010C	PS
Magnesium, Total	7000		mg/kg	8.9	1.4	2	03/08/17 18:33	03/09/17 00:59	EPA 3050B	1,6010C	PS
Manganese, Total	260		mg/kg	0.89	0.14	2	03/08/17 18:33	03/09/17 00:59	EPA 3050B	1,6010C	PS
Mercury, Total	0.02	J	mg/kg	0.07	0.02	1	03/08/17 07:00	03/08/17 22:05	EPA 7471B	1,7471B	EA
Nickel, Total	16		mg/kg	2.2	0.21	2	03/08/17 18:33	03/09/17 00:59	EPA 3050B	1,6010C	PS
Potassium, Total	5500		mg/kg	220	13.	2	03/08/17 18:33	03/09/17 00:59	EPA 3050B	1,6010C	PS
Selenium, Total	ND		mg/kg	1.8	0.23	2	03/08/17 18:33	03/09/17 00:59	EPA 3050B	1,6010C	PS
Silver, Total	ND		mg/kg	0.89	0.25	2	03/08/17 18:33	03/09/17 00:59	EPA 3050B	1,6010C	PS
Sodium, Total	210		mg/kg	180	2.8	2	03/08/17 18:33	03/09/17 00:59	EPA 3050B	1,6010C	PS
Thallium, Total	ND		mg/kg	1.8	0.28	2	03/08/17 18:33	03/09/17 00:59	EPA 3050B	1,6010C	PS
Vanadium, Total	48		mg/kg	0.89	0.18	2	03/08/17 18:33	03/09/17 00:59	EPA 3050B	1,6010C	PS
Zinc, Total	61		mg/kg	4.4	0.26	2	03/08/17 18:33	03/09/17 00:59	EPA 3050B	1,6010C	PS

Project Name: CPG PHASE 4/5 **Lab Number:** L1706909

Project Number: 16.6669 **Report Date:** 03/15/17

Method Blank Analysis
Batch Quality Control

Parameter	Result	Qualifier	Units	RL	MDL	Dilution Factor	Date Prepared	Date Analyzed	Analytical Method	Analyst
Total Metals - Mansfield Lab for sample(s): 01 Batch: WG983363-1										
Mercury, Total	ND		mg/kg	0.08	0.02	1	03/07/17 09:10	03/07/17 13:59	1,7471B	BV

Prep Information

Digestion Method: EPA 7471B

Parameter	Result	Qualifier	Units	RL	MDL	Dilution Factor	Date Prepared	Date Analyzed	Analytical Method	Analyst
Total Metals - Mansfield Lab for sample(s): 01 Batch: WG983582-1										
Aluminum, Total	ND		mg/kg	4.0	1.1	1	03/07/17 19:00	03/08/17 17:46	1,6010C	MC
Antimony, Total	ND		mg/kg	2.0	0.15	1	03/07/17 19:00	03/08/17 17:46	1,6010C	MC
Arsenic, Total	ND		mg/kg	0.40	0.08	1	03/07/17 19:00	03/08/17 17:46	1,6010C	MC
Barium, Total	ND		mg/kg	0.40	0.07	1	03/07/17 19:00	03/08/17 17:46	1,6010C	MC
Beryllium, Total	ND		mg/kg	0.20	0.01	1	03/07/17 19:00	03/08/17 17:46	1,6010C	MC
Cadmium, Total	ND		mg/kg	0.40	0.04	1	03/07/17 19:00	03/08/17 17:46	1,6010C	MC
Calcium, Total	ND		mg/kg	4.0	1.4	1	03/07/17 19:00	03/08/17 17:46	1,6010C	MC
Chromium, Total	ND		mg/kg	0.40	0.04	1	03/07/17 19:00	03/08/17 17:46	1,6010C	MC
Cobalt, Total	ND		mg/kg	0.80	0.07	1	03/07/17 19:00	03/08/17 17:46	1,6010C	MC
Copper, Total	ND		mg/kg	0.40	0.10	1	03/07/17 19:00	03/08/17 17:46	1,6010C	MC
Iron, Total	0.52	J	mg/kg	2.0	0.36	1	03/07/17 19:00	03/08/17 17:46	1,6010C	MC
Lead, Total	ND		mg/kg	2.0	0.11	1	03/07/17 19:00	03/08/17 17:46	1,6010C	MC
Magnesium, Total	ND		mg/kg	4.0	0.62	1	03/07/17 19:00	03/08/17 17:46	1,6010C	MC
Manganese, Total	ND		mg/kg	0.40	0.06	1	03/07/17 19:00	03/08/17 17:46	1,6010C	MC
Nickel, Total	ND		mg/kg	1.0	0.10	1	03/07/17 19:00	03/08/17 17:46	1,6010C	MC
Potassium, Total	14	J	mg/kg	100	5.8	1	03/07/17 19:00	03/08/17 17:46	1,6010C	MC
Selenium, Total	ND		mg/kg	0.80	0.10	1	03/07/17 19:00	03/08/17 17:46	1,6010C	MC
Silver, Total	ND		mg/kg	0.40	0.11	1	03/07/17 19:00	03/08/17 17:46	1,6010C	MC
Sodium, Total	11	J	mg/kg	80	1.3	1	03/07/17 19:00	03/08/17 17:46	1,6010C	MC
Thallium, Total	ND		mg/kg	0.80	0.13	1	03/07/17 19:00	03/08/17 17:46	1,6010C	MC
Vanadium, Total	ND		mg/kg	0.40	0.08	1	03/07/17 19:00	03/08/17 17:46	1,6010C	MC
Zinc, Total	ND		mg/kg	2.0	0.12	1	03/07/17 19:00	03/08/17 17:46	1,6010C	MC

Project Name: CPG PHASE 4/5 **Lab Number:** L1706909

Project Number: 16.6669 **Report Date:** 03/15/17

Method Blank Analysis
Batch Quality Control

Prep Information

Digestion Method: EPA 3050B

Parameter	Result	Qualifier	Units	RL	MDL	Dilution Factor	Date Prepared	Date Analyzed	Analytical Method	Analyst
Total Metals - Mansfield Lab for sample(s): 03-06,08-09 Batch: WG983711-1										
Mercury, Total	ND		mg/kg	0.08	0.02	1	03/08/17 07:00	03/08/17 21:42	1,7471B	EA

Prep Information

Digestion Method: EPA 7471B

Parameter	Result	Qualifier	Units	RL	MDL	Dilution Factor	Date Prepared	Date Analyzed	Analytical Method	Analyst
Total Metals - Mansfield Lab for sample(s): 03-06,08-09 Batch: WG983969-1										
Aluminum, Total	ND		mg/kg	4.0	1.1	1	03/08/17 18:33	03/08/17 23:45	1,6010C	PS
Antimony, Total	ND		mg/kg	2.0	0.15	1	03/08/17 18:33	03/08/17 23:45	1,6010C	PS
Arsenic, Total	ND		mg/kg	0.40	0.08	1	03/08/17 18:33	03/08/17 23:45	1,6010C	PS
Barium, Total	0.12	J	mg/kg	0.40	0.07	1	03/08/17 18:33	03/08/17 23:45	1,6010C	PS
Beryllium, Total	ND		mg/kg	0.20	0.01	1	03/08/17 18:33	03/08/17 23:45	1,6010C	PS
Cadmium, Total	ND		mg/kg	0.40	0.04	1	03/08/17 18:33	03/08/17 23:45	1,6010C	PS
Calcium, Total	3.0	J	mg/kg	4.0	1.4	1	03/08/17 18:33	03/08/17 23:45	1,6010C	PS
Chromium, Total	ND		mg/kg	0.40	0.04	1	03/08/17 18:33	03/08/17 23:45	1,6010C	PS
Cobalt, Total	ND		mg/kg	0.80	0.07	1	03/08/17 18:33	03/08/17 23:45	1,6010C	PS
Copper, Total	ND		mg/kg	0.40	0.10	1	03/08/17 18:33	03/08/17 23:45	1,6010C	PS
Iron, Total	ND		mg/kg	2.0	0.36	1	03/08/17 18:33	03/08/17 23:45	1,6010C	PS
Lead, Total	ND		mg/kg	2.0	0.11	1	03/08/17 18:33	03/08/17 23:45	1,6010C	PS
Magnesium, Total	ND		mg/kg	4.0	0.62	1	03/08/17 18:33	03/08/17 23:45	1,6010C	PS
Manganese, Total	ND		mg/kg	0.40	0.06	1	03/08/17 18:33	03/08/17 23:45	1,6010C	PS
Nickel, Total	ND		mg/kg	1.0	0.10	1	03/08/17 18:33	03/08/17 23:45	1,6010C	PS
Potassium, Total	ND		mg/kg	100	5.8	1	03/08/17 18:33	03/08/17 23:45	1,6010C	PS
Selenium, Total	ND		mg/kg	0.80	0.10	1	03/08/17 18:33	03/08/17 23:45	1,6010C	PS
Silver, Total	ND		mg/kg	0.40	0.11	1	03/08/17 18:33	03/08/17 23:45	1,6010C	PS
Sodium, Total	ND		mg/kg	80	1.3	1	03/08/17 18:33	03/08/17 23:45	1,6010C	PS
Thallium, Total	ND		mg/kg	0.80	0.13	1	03/08/17 18:33	03/08/17 23:45	1,6010C	PS
Vanadium, Total	ND		mg/kg	0.40	0.08	1	03/08/17 18:33	03/08/17 23:45	1,6010C	PS

Project Name: CPG PHASE 4/5 **Lab Number:** L1706909

Project Number: 16.6669 **Report Date:** 03/15/17

Method Blank Analysis
Batch Quality Control

Zinc, Total	ND	mg/kg	2.0	0.12	1	03/08/17 18:33	03/08/17 23:45	1,6010C	PS

Prep Information

Digestion Method: EPA 3050B

Lab Control Sample Analysis
Batch Quality Control

Project Name: CPG PHASE 4/5
Project Number: 16.6669

Lab Number: L1706909
Report Date: 03/15/17

Parameter	LCS %Recovery	Qual	LCSD %Recovery	Qual	%Recovery Limits	RPD	Qual	RPD Limits
Total Metals - Mansfield Lab Associated sample(s): 01 Batch: WG983363-2 SRM Lot Number: D091-540								
Mercury, Total	98		-		72-128	-		

Lab Control Sample Analysis
Batch Quality Control

Project Name: CPG PHASE 4/5
Project Number: 16.6669

Lab Number: L1706909
Report Date: 03/15/17

Parameter	LCS %Recovery	LCSD %Recovery	%Recovery Limits	RPD	RPD Limits
Total Metals - Mansfield Lab Associated sample(s): 01 Batch: WG983582-2 SRM Lot Number: D091-540					
Aluminum, Total	78	-	52-148	-	
Antimony, Total	114	-	1-200	-	
Arsenic, Total	96	-	80-121	-	
Barium, Total	91	-	84-117	-	
Beryllium, Total	91	-	83-117	-	
Cadmium, Total	92	-	83-117	-	
Calcium, Total	90	-	81-118	-	
Chromium, Total	98	-	80-119	-	
Cobalt, Total	97	-	84-115	-	
Copper, Total	98	-	82-117	-	
Iron, Total	107	-	47-154	-	
Lead, Total	96	-	82-118	-	
Magnesium, Total	91	-	77-123	-	
Manganese, Total	87	-	82-118	-	
Nickel, Total	101	-	83-117	-	
Potassium, Total	92	-	72-128	-	
Selenium, Total	90	-	79-121	-	
Silver, Total	96	-	75-124	-	
Sodium, Total	89	-	73-126	-	
Thallium, Total	85	-	80-121	-	
Vanadium, Total	96	-	78-122	-	

Lab Control Sample Analysis
Batch Quality Control

Project Name: CPG PHASE 4/5
Project Number: 16.6669

Lab Number: L1706909
Report Date: 03/15/17

Parameter	LCS %Recovery	LCSD %Recovery	%Recovery Limits	RPD	RPD Limits
Total Metals - Mansfield Lab Associated sample(s): 01 Batch: WG983582-2 SRM Lot Number: D091-540					
Zinc, Total	93	-	82-118	-	
Total Metals - Mansfield Lab Associated sample(s): 03-06,08-09 Batch: WG983711-2 SRM Lot Number: D091-540					
Mercury, Total	76	-	72-128	-	

Lab Control Sample Analysis
Batch Quality Control

Project Name: CPG PHASE 4/5
Project Number: 16.6669

Lab Number: L1706909
Report Date: 03/15/17

Parameter	LCS %Recovery	LCSD %Recovery	%Recovery Limits	RPD	RPD Limits
Total Metals - Mansfield Lab Associated sample(s): 03-06,08-09 Batch: WG983969-2 SRM Lot Number: D091-540					
Aluminum, Total	68	-	52-148	-	
Antimony, Total	179	-	1-200	-	
Arsenic, Total	96	-	80-121	-	
Barium, Total	91	-	84-117	-	
Beryllium, Total	100	-	83-117	-	
Cadmium, Total	108	-	83-117	-	
Calcium, Total	93	-	81-118	-	
Chromium, Total	105	-	80-119	-	
Cobalt, Total	104	-	84-115	-	
Copper, Total	98	-	82-117	-	
Iron, Total	87	-	47-154	-	
Lead, Total	96	-	82-118	-	
Magnesium, Total	83	-	77-123	-	
Manganese, Total	94	-	82-118	-	
Nickel, Total	108	-	83-117	-	
Potassium, Total	79	-	72-128	-	
Selenium, Total	96	-	79-121	-	
Silver, Total	99	-	75-124	-	
Sodium, Total	97	-	73-126	-	
Thallium, Total	92	-	80-121	-	
Vanadium, Total	96	-	78-122	-	

Lab Control Sample Analysis
Batch Quality Control

Project Name: CPG PHASE 4/5
Project Number: 16.6669

Lab Number: L1706909
Report Date: 03/15/17

Parameter	LCS %Recovery	LCSD %Recovery	%Recovery Limits	RPD	RPD Limits
Total Metals - Mansfield Lab Associated sample(s): 03-06,08-09 Batch: WG983969-2 SRM Lot Number: D091-540					
Zinc, Total	103	-	82-118	-	

Matrix Spike Analysis
Batch Quality Control

Project Name: CPG PHASE 4/5
Project Number: 16.6669

Lab Number: L1706909
Report Date: 03/15/17

Parameter	Native Sample	MS Added	MS Found	MS %Recovery	Qual	MSD Found	MSD %Recovery	Qual	Recovery Limits	RPD	Qual	RPD Limits
Total Metals - Mansfield Lab Associated sample(s): 01 QC Batch ID: WG983363-3 QC Sample: L1706632-01 Client ID: MS Sample												
Mercury, Total	ND	0.131	0.16	**122**	Q	-	-		80-120	-		20

Matrix Spike Analysis
Batch Quality Control

Project Name: CPG PHASE 4/5
Project Number: 16.6669

Lab Number: L1706909
Report Date: 03/15/17

Parameter	Native Sample	MS Added	MS Found	MS %Recovery		MSD Found	MSD %Recovery	Recovery Limits	RPD	RPD Limits
Total Metals - Mansfield Lab Associated sample(s): 01 QC Batch ID: WG983582-3 QC Sample: L1705932-01 Client ID: MS Sample										
Aluminum, Total	11000	185	12000	**540**	Q	-	-	75-125	-	20
Antimony, Total	0.24J	46.3	27	**58**	Q	-	-	75-125	-	20
Arsenic, Total	3.6	11.1	11	**67**	Q	-	-	75-125	-	20
Barium, Total	66.	185	200	**72**	Q	-	-	75-125	-	20
Beryllium, Total	0.45	4.63	3.6	**68**	Q	-	-	75-125	-	20
Cadmium, Total	ND	4.72	3.0	**64**	Q	-	-	75-125	-	20
Calcium, Total	340	925	950	**66**	Q	-	-	75-125	-	20
Chromium, Total	15.	18.5	27	**65**	Q	-	-	75-125	-	20
Cobalt, Total	5.9	46.3	37	**67**	Q	-	-	75-125	-	20
Copper, Total	9.8	23.1	27	**74**	Q	-	-	75-125	-	20
Iron, Total	16000	92.5	16000	**0**	Q	-	-	75-125	-	20
Lead, Total	6.4	47.2	37	**65**	Q	-	-	75-125	-	20
Magnesium, Total	1200	925	1800	**65**	Q	-	-	75-125	-	20
Manganese, Total	220	46.3	280	**130**	Q	-	-	75-125	-	20
Nickel, Total	8.4	46.3	39	**66**	Q	-	-	75-125	-	20
Potassium, Total	400	925	1000	**65**	Q	-	-	75-125	-	20
Selenium, Total	0.16J	11.1	7.0	**63**	Q	-	-	75-125	-	20
Silver, Total	ND	27.8	20	**72**	Q	-	-	75-125	-	20
Sodium, Total	34.J	925	670	**72**	Q	-	-	75-125	-	20
Thallium, Total	ND	11.1	4.9	**44**	Q	-	-	75-125	-	20
Vanadium, Total	26.	46.3	58	**69**	Q	-	-	75-125	-	20

Matrix Spike Analysis
Batch Quality Control

Project Name: CPG PHASE 4/5
Project Number: 16.6669

Lab Number: L1706909
Report Date: 03/15/17

Parameter	Native Sample	MS Added	MS Found	MS %Recovery		MSD Found	MSD %Recovery	Recovery Limits	RPD	RPD Limits
Total Metals - Mansfield Lab Associated sample(s): 01 QC Batch ID: WG983582-3 QC Sample: L1705932-01 Client ID: MS Sample										
Zinc, Total	17.	46.3	46	**63**	Q	-	-	75-125	-	20
Total Metals - Mansfield Lab Associated sample(s): 03-06,08-09 QC Batch ID: WG983711-3 QC Sample: L1706909-03 Client ID: GP02_0-5										
Mercury, Total	1.2	0.153	1.2	**0**	Q	-	-	80-120	-	20

Matrix Spike Analysis
Batch Quality Control

Project Name: CPG PHASE 4/5
Project Number: 16.6669

Lab Number: L1706909
Report Date: 03/15/17

Parameter	Native Sample	MS Added	MS Found	MS %Recovery		MSD Found	MSD %Recovery	Recovery Limits	RPD	RPD Limits
Total Metals - Mansfield Lab Associated sample(s): 03-06,08-09 QC Batch ID: WG983969-3 QC Sample: L1706686-01 Client ID: MS Sample										
Aluminum, Total	3700	610	4500	**131**	Q	-	-	75-125	-	20
Antimony, Total	1.3J	152	140	92		-	-	75-125	-	20
Arsenic, Total	3.7	36.6	37	91		-	-	75-125	-	20
Barium, Total	170	610	770	98		-	-	75-125	-	20
Beryllium, Total	ND	15.2	14	92		-	-	75-125	-	20
Cadmium, Total	0.39J	15.5	15	96		-	-	75-125	-	20
Calcium, Total	20000	3050	20000	**0**	Q	-	-	75-125	-	20
Chromium, Total	12.	61	66	88		-	-	75-125	-	20
Cobalt, Total	4.2J	152	140	92		-	-	75-125	-	20
Copper, Total	440	76.2	490	**66**	Q	-	-	75-125	-	20
Iron, Total	4300	305	4700	**131**	Q	-	-	75-125	-	20
Lead, Total	19.	155	160	91		-	-	75-125	-	20
Magnesium, Total	1800	3050	4400	85		-	-	75-125	-	20
Manganese, Total	230	152	360	85		-	-	75-125	-	20
Nickel, Total	18.	152	150	86		-	-	75-125	-	20
Potassium, Total	1500	3050	4400	95		-	-	75-125	-	20
Selenium, Total	4.4J	36.6	41	112		-	-	75-125	-	20
Silver, Total	5.6	91.4	100	103		-	-	75-125	-	20
Sodium, Total	1300	3050	4300	98		-	-	75-125	-	20
Thallium, Total	ND	36.6	29	79		-	-	75-125	-	20
Vanadium, Total	5.7	152	150	95		-	-	75-125	-	20

Matrix Spike Analysis
Batch Quality Control

Project Name: CPG PHASE 4/5
Project Number: 16.6669

Lab Number: L1706909
Report Date: 03/15/17

Parameter	Native Sample	MS Added	MS Found	MS %Recovery	MSD Found	MSD %Recovery	Recovery Limits	RPD	RPD Limits
Total Metals - Mansfield Lab Associated sample(s): 03-06,08-09 QC Batch ID: WG983969-3 QC Sample: L1706686-01 Client ID: MS Sample									
Zinc, Total	380	152	500	79	-	-	75-125	-	20

Lab Duplicate Analysis
Batch Quality Control

Project Name: CPG PHASE 4/5
Project Number: 16.6669

Lab Number: L1706909
Report Date: 03/15/17

Parameter	Native Sample	Duplicate Sample	Units	RPD	Qual	RPD Limits
Total Metals - Mansfield Lab Associated sample(s): 01 QC Batch ID: WG983363-4 QC Sample: L1706632-01 Client ID: DUP Sample						
Mercury, Total	ND	ND	mg/kg	NC		20
Total Metals - Mansfield Lab Associated sample(s): 01 QC Batch ID: WG983582-4 QC Sample: L1705932-01 Client ID: DUP Sample						
Lead, Total	6.4	7.0	mg/kg	9		20
Total Metals - Mansfield Lab Associated sample(s): 03-06,08-09 QC Batch ID: WG983711-4 QC Sample: L1706909-03 Client ID: GP02_0-5						
Mercury, Total	1.2	1.5	mg/kg	**22**	Q	20

Lab Duplicate Analysis
Batch Quality Control

Project Name: CPG PHASE 4/5
Project Number: 16.6669

Lab Number: L1706909
Report Date: 03/15/17

Parameter	Native Sample	Duplicate Sample	Units	RPD		RPD Limits
Total Metals - Mansfield Lab Associated sample(s): 03-06,08-09 QC Batch ID: WG983969-4 QC Sample: L1706686-01 Client ID: DUP Sample						
Aluminum, Total	3700	4000	mg/kg	8		20
Arsenic, Total	3.7	4.5	mg/kg	20		20
Cadmium, Total	0.39J	0.39J	mg/kg	NC		20
Chromium, Total	12.	15	mg/kg	**22**	Q	20
Cobalt, Total	4.2J	8.8	mg/kg	NC		20
Copper, Total	440	400	mg/kg	10		20
Iron, Total	4300	4300	mg/kg	0		20
Lead, Total	19.	16	mg/kg	17		20
Magnesium, Total	1800	1700	mg/kg	6		20
Manganese, Total	230	210	mg/kg	9		20
Potassium, Total	1500	1400	mg/kg	7		20
Selenium, Total	4.4J	4.2J	mg/kg	NC		20
Sodium, Total	1300	1200	mg/kg	8		20
Zinc, Total	380	380	mg/kg	0		20

INORGANICS
&
MISCELLANEOUS

Project Name: CPG PHASE 4/5
Project Number: 16.6669

Lab Number: L1706909
Report Date: 03/15/17

SAMPLE RESULTS

Lab ID: L1706909-01
Client ID: GP01_0-5
Sample Location: YONKERS, NY
Matrix: Soil

Date Collected: 03/06/17 12:05
Date Received: 03/06/17
Field Prep: Not Specified

Parameter	Result	Qualifier	Units	RL	MDL	Dilution Factor	Date Prepared	Date Analyzed	Analytical Method	Analyst
General Chemistry - Westborough Lab										
Solids, Total	83.0		%	0.100	NA	1	-	03/08/17 11:36	121,2540G	RI
Cyanide, Total	0.54	J	mg/kg	1.1	0.19	1	03/08/17 13:05	03/09/17 13:03	1,9010C/9012B	JO

Project Name: CPG PHASE 4/5
Project Number: 16.6669

Lab Number: L1706909
Report Date: 03/15/17

SAMPLE RESULTS

Lab ID: L1706909-02
Client ID: GP01_5-7.5
Sample Location: YONKERS, NY
Matrix: Soil

Date Collected: 03/06/17 13:45
Date Received: 03/06/17
Field Prep: Not Specified

Parameter	Result	Qualifier	Units	RL	MDL	Dilution Factor	Date Prepared	Date Analyzed	Analytical Method	Analyst
General Chemistry - Westborough Lab										
Solids, Total	90.0		%	0.100	NA	1	-	03/08/17 11:36	121,2540G	RI

Project Name: CPG PHASE 4/5
Project Number: 16.6669

Lab Number: L1706909
Report Date: 03/15/17

SAMPLE RESULTS

Lab ID: L1706909-03
Client ID: GP02_0-5
Sample Location: YONKERS, NY
Matrix: Soil

Date Collected: 03/07/17 08:30
Date Received: 03/07/17
Field Prep: Not Specified

Parameter	Result	Qualifier	Units	RL	MDL	Dilution Factor	Date Prepared	Date Analyzed	Analytical Method	Analyst
General Chemistry - Westborough Lab										
Solids, Total	84.8		%	0.100	NA	1	-	03/08/17 11:36	121,2540G	RI
Cyanide, Total	0.20	J	mg/kg	1.1	0.18	1	03/08/17 13:05	03/09/17 13:04	1,9010C/9012B	JO

Project Name: CPG PHASE 4/5
Project Number: 16.6669

Lab Number: L1706909
Report Date: 03/15/17

SAMPLE RESULTS

Lab ID: L1706909-04
Client ID: GP03_0-5
Sample Location: YONKERS, NY
Matrix: Soil

Date Collected: 03/07/17 11:10
Date Received: 03/07/17
Field Prep: Not Specified

Parameter	Result	Qualifier	Units	RL	MDL	Dilution Factor	Date Prepared	Date Analyzed	Analytical Method	Analyst
General Chemistry - Westborough Lab										
Solids, Total	88.2		%	0.100	NA	1	-	03/08/17 11:36	121,2540G	RI
Cyanide, Total	0.30	J	mg/kg	1.1	0.18	1	03/08/17 13:05	03/09/17 13:05	1,9010C/9012B	JO

Project Name: CPG PHASE 4/5
Project Number: 16.6669

Lab Number: L1706909
Report Date: 03/15/17

SAMPLE RESULTS

Lab ID: L1706909-05
Client ID: 178GP01_0-2.5
Sample Location: YONKERS, NY
Matrix: Soil

Date Collected: 03/07/17 11:20
Date Received: 03/07/17
Field Prep: Not Specified

Parameter	Result	Qualifier	Units	RL	MDL	Dilution Factor	Date Prepared	Date Analyzed	Analytical Method	Analyst
General Chemistry - Westborough Lab										
Solids, Total	91.0		%	0.100	NA	1	-	03/08/17 11:36	121,2540G	RI
Cyanide, Total	ND		mg/kg	1.0	0.17	1	03/08/17 13:05	03/09/17 13:06	1,9010C/9012B	JO

Project Name: CPG PHASE 4/5
Project Number: 16.6669

Lab Number: L1706909
Report Date: 03/15/17

SAMPLE RESULTS

Lab ID: L1706909-06
Client ID: 178GP02_2.5-5
Sample Location: YONKERS, NY
Matrix: Soil

Date Collected: 03/07/17 13:20
Date Received: 03/07/17
Field Prep: Not Specified

Parameter	Result	Qualifier	Units	RL	MDL	Dilution Factor	Date Prepared	Date Analyzed	Analytical Method	Analyst
General Chemistry - Westborough Lab										
Solids, Total	88.0		%	0.100	NA	1	-	03/08/17 11:36	121,2540G	RI
Cyanide, Total	0.22	J	mg/kg	1.1	0.18	1	03/08/17 13:05	03/09/17 13:06	1,9010C/9012B	JO

Project Name: CPG PHASE 4/5
Project Number: 16.6669

Lab Number: L1706909
Report Date: 03/15/17

SAMPLE RESULTS

Lab ID: L1706909-08
Client ID: 178GP03_2.5-5
Sample Location: YONKERS, NY
Matrix: Soil

Date Collected: 03/07/17 13:30
Date Received: 03/07/17
Field Prep: Not Specified

Parameter	Result	Qualifier	Units	RL	MDL	Dilution Factor	Date Prepared	Date Analyzed	Analytical Method	Analyst
General Chemistry - Westborough Lab										
Solids, Total	88.3		%	0.100	NA	1	-	03/08/17 11:36	121,2540G	RI
Cyanide, Total	ND		mg/kg	1.0	0.18	1	03/08/17 13:05	03/09/17 13:09	1,9010C/9012B	JO

Project Name: CPG PHASE 4/5
Project Number: 16.6669

Lab Number: L1706909
Report Date: 03/15/17

SAMPLE RESULTS

Lab ID: L1706909-09
Client ID: 178GP04_0-5
Sample Location: YONKERS, NY
Matrix: Soil

Date Collected: 03/07/17 14:15
Date Received: 03/07/17
Field Prep: Not Specified

Parameter	Result	Qualifier	Units	RL	MDL	Dilution Factor	Date Prepared	Date Analyzed	Analytical Method	Analyst
General Chemistry - Westborough Lab										
Solids, Total	88.6		%	0.100	NA	1	-	03/08/17 11:36	121,2540G	RI
Cyanide, Total	0.57	J	mg/kg	1.1	0.18	1	03/08/17 13:05	03/09/17 13:09	1,9010C/9012B	JO

Project Name: CPG PHASE 4/5 **Lab Number:** L1706909

Project Number: 16.6669 **Report Date:** 03/15/17

Method Blank Analysis
Batch Quality Control

Parameter	Result	Qualifier	Units	RL	MDL	Dilution Factor	Date Prepared	Date Analyzed	Analytical Method	Analyst
General Chemistry - Westborough Lab for sample(s): 01,03-06,08-09 Batch: WG983845-1										
Cyanide, Total	0.17	J	mg/kg	0.95	0.16	1	03/08/17 13:05	03/09/17 12:46	1,9010C/9012B	JO

Lab Control Sample Analysis
Batch Quality Control

Project Name: CPG PHASE 4/5
Project Number: 16.6669

Lab Number: L1706909
Report Date: 03/15/17

Parameter	LCS %Recovery	Qual	LCSD %Recovery	Qual	%Recovery Limits	RPD	Qual	RPD Limits
General Chemistry - Westborough Lab Associated sample(s): 01,03-06,08-09 Batch: WG983845-2 WG983845-3								
Cyanide, Total	113		112		80-120	3		35

Matrix Spike Analysis
Batch Quality Control

Project Name: CPG PHASE 4/5
Project Number: 16.6669

Lab Number: L1706909
Report Date: 03/15/17

Parameter	Native Sample	MS Added	MS Found	MS %Recovery	Qual	MSD Found	MSD %Recovery	Qual	Recovery Limits	RPD	Qual	RPD Limits
General Chemistry - Westborough Lab Associated sample(s): 01,03-06,08-09 QC Batch ID: WG983845-4 WG983845-5 QC Sample: L1706909-06 Client ID: 178GP02_2.5-5												
Cyanide, Total	0.22J	11	11	99		11	99		65-135	0		35

Lab Duplicate Analysis
Batch Quality Control

Project Name: CPG PHASE 4/5
Project Number: 16.6669

Lab Number: L1706909
Report Date: 03/15/17

Parameter	Native Sample	Duplicate Sample	Units	RPD	Qual	RPD Limits
General Chemistry - Westborough Lab Associated sample(s): 01-06,08-09 QC Batch ID: WG983867-1 QC Sample: L1706909-01 Client ID: GP01_0-5						
Solids, Total	83.0	84.0	%	1		20

Project Name: CPG PHASE 4/5
Project Number: 16.6669

Lab Number: L1706909
Report Date: 03/15/17

Sample Receipt and Container Information

Were project specific reporting limits specified? YES

Reagent H2O Preserved Vials Frozen on: 03/06/2017 23:56

Cooler Information	Custody Seal
Cooler	
A	Absent
B	Absent

Container Information

Container ID	Container Type	Cooler	pH	Temp deg C	Pres	Seal	Analysis(*)
L1706909-01A	Vial MeOH preserved	A	N/A	2.2	Y	Absent	NYTCL-8260HLW(14)
L1706909-01B	Vial water preserved	A	N/A	2.2	Y	Absent	NYTCL-8260HLW(14)
L1706909-01D	Plastic 2oz unpreserved for TS	A	N/A	2.2	Y	Absent	TS(7)
L1706909-01E	Metals Only - Glass 60mL/2oz unp	A	N/A	2.2	Y	Absent	BE-TI(180),AS-TI(180),BA-TI(180),AG-TI(180),AL-TI(180),CR-TI(180),NI-TI(180),TL-TI(180),CU-TI(180),PB-TI(180),SB-TI(180),SE-TI(180),ZN-TI(180),CO-TI(180),V-TI(180),FE-TI(180),HG-T(28),MG-TI(180),MN-TI(180),CA-TI(180),CD-TI(180),K-TI(180),NA-TI(180)
L1706909-01F	Glass 250ml/8oz unpreserved	A	N/A	2.2	Y	Absent	NYTCL-8270(14),TCN-9010(14),NYTCL-8081(14),NYTCL-8082(14)
L1706909-02A	Vial MeOH preserved	A	N/A	2.2	Y	Absent	NYTCL-8260HLW(14)
L1706909-02B	Vial water preserved	A	N/A	2.2	Y	Absent	NYTCL-8260HLW(14)
L1706909-02C	Vial water preserved	A	N/A	2.2	Y	Absent	NYTCL-8260HLW(14)
L1706909-02D	Plastic 2oz unpreserved for TS	A	N/A	2.2	Y	Absent	TS(7)
L1706909-02E	Glass 250ml/8oz unpreserved	A	N/A	2.2	Y	Absent	NYTCL-8270(14)
L1706909-03A	Vial MeOH preserved	B	N/A	3.4	Y	Absent	NYTCL-8260HLW(14)
L1706909-03B	Vial water preserved	B	N/A	3.4	Y	Absent	NYTCL-8260HLW(14)
L1706909-03C	Vial water preserved	B	N/A	3.4	Y	Absent	NYTCL-8260HLW(14)
L1706909-03D	Plastic 2oz unpreserved for TS	B	N/A	3.4	Y	Absent	TS(7)

*Values in parentheses indicate holding time in days

Project Name: CPG PHASE 4/5
Project Number: 16.6669

Lab Number: L1706909
Report Date: 03/15/17

Container Information

Container ID	Container Type	Cooler	pH	Temp deg C	Pres	Seal	Analysis(*)
L1706909-03E	Metals Only - Glass 60mL/2oz unp	B	N/A	3.4	Y	Absent	BE-TI(180),AS-TI(180),BA-TI(180),AG-TI(180),AL-TI(180),CR-TI(180),NI-TI(180),TL-TI(180),CU-TI(180),PB-TI(180),SB-TI(180),SE-TI(180),ZN-TI(180),CO-TI(180),V-TI(180),FE-TI(180),HG-T(28),MG-TI(180),MN-TI(180),CA-TI(180),CD-TI(180),K-TI(180),NA-TI(180)
L1706909-03F	Glass 250ml/8oz unpreserved	B	N/A	3.4	Y	Absent	NYTCL-8270(14),TCN-9010(14),NYTCL-8081(14),NYTCL-8082(14)
L1706909-04A	Vial MeOH preserved	B	N/A	3.4	Y	Absent	NYTCL-8260HLW(14)
L1706909-04B	Vial water preserved	B	N/A	3.4	Y	Absent	NYTCL-8260HLW(14)
L1706909-04C	Vial water preserved	B	N/A	3.4	Y	Absent	NYTCL-8260HLW(14)
L1706909-04D	Plastic 2oz unpreserved for TS	B	N/A	3.4	Y	Absent	TS(7)
L1706909-04E	Metals Only - Glass 60mL/2oz unp	B	N/A	3.4	Y	Absent	BE-TI(180),AS-TI(180),BA-TI(180),AG-TI(180),AL-TI(180),CR-TI(180),NI-TI(180),TL-TI(180),CU-TI(180),PB-TI(180),SB-TI(180),SE-TI(180),ZN-TI(180),CO-TI(180),V-TI(180),FE-TI(180),HG-T(28),MG-TI(180),MN-TI(180),CA-TI(180),CD-TI(180),K-TI(180),NA-TI(180)
L1706909-04F	Glass 250ml/8oz unpreserved	B	N/A	3.4	Y	Absent	NYTCL-8270(14),TCN-9010(14),NYTCL-8081(14),NYTCL-8082(14)
L1706909-05A	Vial MeOH preserved	B	N/A	3.4	Y	Absent	NYTCL-8260HLW(14)
L1706909-05B	Vial water preserved	B	N/A	3.4	Y	Absent	NYTCL-8260HLW(14)
L1706909-05C	Vial water preserved	B	N/A	3.4	Y	Absent	NYTCL-8260HLW(14)
L1706909-05D	Plastic 2oz unpreserved for TS	B	N/A	3.4	Y	Absent	TS(7)
L1706909-05E	Metals Only - Glass 60mL/2oz unp	B	N/A	3.4	Y	Absent	BE-TI(180),AS-TI(180),BA-TI(180),AG-TI(180),AL-TI(180),CR-TI(180),NI-TI(180),TL-TI(180),CU-TI(180),PB-TI(180),SB-TI(180),SE-TI(180),ZN-TI(180),CO-TI(180),V-TI(180),FE-TI(180),HG-T(28),MG-TI(180),MN-TI(180),CA-TI(180),CD-TI(180),K-TI(180),NA-TI(180)
L1706909-05F	Glass 250ml/8oz unpreserved	B	N/A	3.4	Y	Absent	NYTCL-8270(14),TCN-9010(14),NYTCL-8081(14),NYTCL-8082(14)
L1706909-06A	Vial MeOH preserved	B	N/A	3.4	Y	Absent	NYTCL-8260HLW(14)
L1706909-06B	Vial water preserved	B	N/A	3.4	Y	Absent	NYTCL-8260HLW(14)

*Values in parentheses indicate holding time in days

Project Name: CPG PHASE 4/5
Project Number: 16.6669

Lab Number: L1706909
Report Date: 03/15/17

Container Information

Container ID	Container Type	Cooler	pH	Temp deg C	Pres	Seal	Analysis(*)
L1706909-06C	Vial water preserved	B	N/A	3.4	Y	Absent	NYTCL-8260HLW(14)
L1706909-06D	Plastic 2oz unpreserved for TS	B	N/A	3.4	Y	Absent	TS(7)
L1706909-06E	Metals Only - Glass 60mL/2oz unp	B	N/A	3.4	Y	Absent	BE-TI(180),AS-TI(180),BA-TI(180),AG-TI(180),AL-TI(180),CR-TI(180),NI-TI(180),TL-TI(180),CU-TI(180),PB-TI(180),SB-TI(180),SE-TI(180),ZN-TI(180),CO-TI(180),V-TI(180),FE-TI(180),HG-T(28),MG-TI(180),MN-TI(180),CA-TI(180),CD-TI(180),K-TI(180),NA-TI(180)
L1706909-06F	Glass 250ml/8oz unpreserved	B	N/A	3.4	Y	Absent	NYTCL-8270(14),TCN-9010(14),NYTCL-8081(14),NYTCL-8082(14)
L1706909-07A	Vial MeOH preserved	B	N/A	3.4	Y	Absent	HOLD-8260(14)
L1706909-07B	Vial water preserved	B	N/A	3.4	Y	Absent	HOLD-8260(14)
L1706909-07C	Vial water preserved	B	N/A	3.4	Y	Absent	HOLD-8260(14)
L1706909-07D	Plastic 2oz unpreserved for TS	B	N/A	3.4	Y	Absent	HOLD-WETCHEM(),HOLD-8081(14),HOLD-8270(14),HOLD-8082()
L1706909-07E	Glass 250ml/8oz unpreserved	B	N/A	3.4	Y	Absent	HOLD-WETCHEM(),HOLD-8081(14),HOLD-8270(14),HOLD-8082()
L1706909-07F	Glass 60mL/2oz unpreserved	B	N/A	3.4	Y	Absent	HOLD-METAL(180)
L1706909-08A	Vial MeOH preserved	B	N/A	3.4	Y	Absent	NYTCL-8260HLW(14)
L1706909-08B	Vial water preserved	B	N/A	3.4	Y	Absent	NYTCL-8260HLW(14)
L1706909-08C	Vial water preserved	B	N/A	3.4	Y	Absent	NYTCL-8260HLW(14)
L1706909-08D	Plastic 2oz unpreserved for TS	B	N/A	3.4	Y	Absent	TS(7)
L1706909-08E	Metals Only - Glass 60mL/2oz unp	B	N/A	3.4	Y	Absent	BE-TI(180),AS-TI(180),BA-TI(180),AG-TI(180),AL-TI(180),CR-TI(180),NI-TI(180),TL-TI(180),CU-TI(180),PB-TI(180),SB-TI(180),SE-TI(180),ZN-TI(180),CO-TI(180),V-TI(180),FE-TI(180),HG-T(28),MG-TI(180),MN-TI(180),CA-TI(180),CD-TI(180),K-TI(180),NA-TI(180)
L1706909-08F	Glass 250ml/8oz unpreserved	B	N/A	3.4	Y	Absent	NYTCL-8270(14),TCN-9010(14),NYTCL-8081(14),NYTCL-8082(14)
L1706909-09A	Vial MeOH preserved	B	N/A	3.4	Y	Absent	NYTCL-8260HLW(14)
L1706909-09B	Vial water preserved	B	N/A	3.4	Y	Absent	NYTCL-8260HLW(14)
L1706909-09C	Vial water preserved	B	N/A	3.4	Y	Absent	NYTCL-8260HLW(14)
L1706909-09D	Plastic 2oz unpreserved for TS	B	N/A	3.4	Y	Absent	TS(7)

*Values in parentheses indicate holding time in days

Project Name: CPG PHASE 4/5
Project Number: 16.6669

Lab Number: L1706909
Report Date: 03/15/17

Container Information

Container ID	Container Type	Cooler	pH	Temp deg C	Pres	Seal	Analysis(*)
L1706909-09E	Metals Only - Glass 60mL/2oz unp	B	N/A	3.4	Y	Absent	BE-TI(180),AS-TI(180),BA-TI(180),AG-TI(180),AL-TI(180),CR-TI(180),NI-TI(180),TL-TI(180),CU-TI(180),PB-TI(180),SB-TI(180),SE-TI(180),ZN-TI(180),CO-TI(180),V-TI(180),FE-TI(180),HG-T(28),MG-TI(180),MN-TI(180),CA-TI(180),CD-TI(180),K-TI(180),NA-TI(180)
L1706909-09F	Glass 250ml/8oz unpreserved	B	N/A	3.4	Y	Absent	NYTCL-8270(14),TCN-9010(14),NYTCL-8081(14),NYTCL-8082(14)

*Values in parentheses indicate holding time in days

Project Name:	CPG PHASE 4/5	**Lab Number:**	L1706909
Project Number:	16.6669	**Report Date:**	03/15/17

GLOSSARY

Acronyms

EDL	- Estimated Detection Limit: This value represents the level to which target analyte concentrations are reported as estimated values, when those target analyte concentrations are quantified below the reporting limit (RL). The EDL includes any adjustments from dilutions, concentrations or moisture content, where applicable. The use of EDLs is specific to the analysis of PAHs using Solid-Phase Microextraction (SPME).
EPA	- Environmental Protection Agency.
LCS	- Laboratory Control Sample: A sample matrix, free from the analytes of interest, spiked with verified known amounts of analytes or a material containing known and verified amounts of analytes.
LCSD	- Laboratory Control Sample Duplicate: Refer to LCS.
LFB	- Laboratory Fortified Blank: A sample matrix, free from the analytes of interest, spiked with verified known amounts of analytes or a material containing known and verified amounts of analytes.
MDL	- Method Detection Limit: This value represents the level to which target analyte concentrations are reported as estimated values, when those target analyte concentrations are quantified below the reporting limit (RL). The MDL includes any adjustments from dilutions, concentrations or moisture content, where applicable.
MS	- Matrix Spike Sample: A sample prepared by adding a known mass of target analyte to a specified amount of matrix sample for which an independent estimate of target analyte concentration is available.
MSD	- Matrix Spike Sample Duplicate: Refer to MS.
NA	- Not Applicable.
NC	- Not Calculated: Term is utilized when one or more of the results utilized in the calculation are non-detect at the parameter's reporting unit.
NDPA/DPA	- N-Nitrosodiphenylamine/Diphenylamine.
NI	- Not Ignitable.
NP	- Non-Plastic: Term is utilized for the analysis of Atterberg Limits in soil.
RL	- Reporting Limit: The value at which an instrument can accurately measure an analyte at a specific concentration. The RL includes any adjustments from dilutions, concentrations or moisture content, where applicable.
RPD	- Relative Percent Difference: The results from matrix and/or matrix spike duplicates are primarily designed to assess the precision of analytical results in a given matrix and are expressed as relative percent difference (RPD). Values which are less than five times the reporting limit for any individual parameter are evaluated by utilizing the absolute difference between the values; although the RPD value will be provided in the report.
SRM	- Standard Reference Material: A reference sample of a known or certified value that is of the same or similar matrix as the associated field samples.
STLP	- Semi-dynamic Tank Leaching Procedure per EPA Method 1315.
TIC	- Tentatively Identified Compound: A compound that has been identified to be present and is not part of the target compound list (TCL) for the method and/or program. All TICs are qualitatively identified and reported as estimated concentrations.

Footnotes

1	- The reference for this analyte should be considered modified since this analyte is absent from the target analyte list of the original method.

Terms

Total: With respect to Organic analyses, a 'Total' result is defined as the summation of results for individual isomers or Aroclors. If a 'Total' result is requested, the results of its individual components will also be reported. This is applicable to 'Total' results for methods 8260, 8081 and 8082.

Analytical Method: Both the document from which the method originates and the analytical reference method. (Example: EPA 8260B is shown as 1,8260B.) The codes for the reference method documents are provided in the References section of the Addendum.

Data Qualifiers

A	- Spectra identified as "Aldol Condensation Product".
B	- The analyte was detected above the reporting limit in the associated method blank. Flag only applies to associated field samples that have detectable concentrations of the analyte at less than ten times (10x) the concentration found in the blank. For MCP-related projects, flag only applies to associated field samples that have detectable concentrations of the analyte at less than ten times (10x) the concentration found in the blank. For DOD-related projects, flag only applies to associated field samples that have detectable concentrations of the analyte at less than ten times (10x) the concentration found in the blank AND the analyte was detected above one-half the reporting limit (or above the reporting limit for common lab contaminants) in the associated method blank. For NJ-Air-related projects, flag only applies to associated field samples that have detectable concentrations of the analyte above the reporting limit. For NJ-related projects (excluding Air), flag only applies to associated field samples that have detectable concentrations of the analyte, which was detected above the reporting limit in the associated method blank or above five times the

Project Name:	CPG PHASE 4/5	**Lab Number:**	L1706909
Project Number:	16.6669	**Report Date:**	03/15/17

Data Qualifiers

reporting limit for common lab contaminants (Phthalates, Acetone, Methylene Chloride, 2-Butanone).

C - Co-elution: The target analyte co-elutes with a known lab standard (i.e. surrogate, internal standards, etc.) for co-extracted analyses.

D - Concentration of analyte was quantified from diluted analysis. Flag only applies to field samples that have detectable concentrations of the analyte.

E - Concentration of analyte exceeds the range of the calibration curve and/or linear range of the instrument.

G - The concentration may be biased high due to matrix interferences (i.e, co-elution) with non-target compound(s). The result should be considered estimated.

H - The analysis of pH was performed beyond the regulatory-required holding time of 15 minutes from the time of sample collection.

I - The lower value for the two columns has been reported due to obvious interference.

M - Reporting Limit (RL) exceeds the MCP CAM Reporting Limit for this analyte.

NJ - Presumptive evidence of compound. This represents an estimated concentration for Tentatively Identified Compounds (TICs), where the identification is based on a mass spectral library search.

P - The RPD between the results for the two columns exceeds the method-specified criteria.

Q - The quality control sample exceeds the associated acceptance criteria. For DOD-related projects, LCS and/or Continuing Calibration Standard exceedences are also qualified on all associated sample results. Note: This flag is not applicable for matrix spike recoveries when the sample concentration is greater than 4x the spike added or for batch duplicate RPD when the sample concentrations are less than 5x the RL. (Metals only.)

R - Analytical results are from sample re-analysis.

RE - Analytical results are from sample re-extraction.

S - Analytical results are from modified screening analysis.

J - Estimated value. The Target analyte concentration is below the quantitation limit (RL), but above the Method Detection Limit (MDL) or Estimated Detection Limit (EDL) for SPME-related analyses. This represents an estimated concentration for Tentatively Identified Compounds (TICs).

ND - Not detected at the method detection limit (MDL) for the sample, or estimated detection limit (EDL) for SPME-related analyses.

Report Format: DU Report with 'J' Qualifiers

Project Name: CPG PHASE 4/5 **Lab Number:** L1706909
Project Number: 16.6669 **Report Date:** 03/15/17

REFERENCES

1 Test Methods for Evaluating Solid Waste: Physical/Chemical Methods. EPA SW-846. Third Edition. Updates I - IV, 2007.

121 Standard Methods for the Examination of Water and Wastewater. APHA-AWWA-WEF. Standard Methods Online.

LIMITATION OF LIABILITIES

Alpha Analytical performs services with reasonable care and diligence normal to the analytical testing laboratory industry. In the event of an error, the sole and exclusive responsibility of Alpha Analytical shall be to re-perform the work at it's own expense. In no event shall Alpha Analytical be held liable for any incidental, consequential or special damages, including but not limited to, damages in any way connected with the use of, interpretation of, information or analysis provided by Alpha Analytical.

We strongly urge our clients to comply with EPA protocol regarding sample volume, preservation, cooling, containers, sampling procedures, holding time and splitting of samples in the field.

Certification Information

The following analytes are not included in our Primary NELAP Scope of Accreditation:

Westborough Facility
EPA 624: m/p-xylene, o-xylene
EPA 8260C: NPW: 1,2,4,5-Tetramethylbenzene; 4-Ethyltoluene, Azobenzene; SCM: Iodomethane (methyl iodide), Methyl methacrylate, 1,2,4,5-Tetramethylbenzene; 4-Ethyltoluene.
EPA 8270D: NPW: Dimethylnaphthalene,1,4-Diphenylhydrazine; SCM: Dimethylnaphthalene,1,4-Diphenylhydrazine.
EPA 300: DW: Bromide
EPA 6860: NPW and SCM: Perchlorate
EPA 9010: NPW and SCM: Amenable Cyanide Distillation
EPA 9012B: NPW: Total Cyanide
EPA 9050A: NPW: Specific Conductance
SM3500: NPW: Ferrous Iron
SM4500: NPW: Amenable Cyanide, Dissolved Oxygen; SCM: Total Phosphorus, TKN, NO2, NO3.
SM5310C: DW: Dissolved Organic Carbon

Mansfield Facility
SM 2540D: TSS
EPA 3005A NPW
EPA 8082A: NPW: PCB: 1, 5, 31, 87,101, 110, 141, 151, 153, 180, 183, 187.
EPA TO-15: Halothane, 2,4,4-Trimethyl-2-pentene, 2,4,4-Trimethyl-1-pentene, Thiophene, 2-Methylthiophene, 3-Methylthiophene, 2-Ethylthiophene, 1,2,3-Trimethylbenzene, Indan, Indene, 1,2,4,5-Tetramethylbenzene, Benzothiophene, 1-Methylnaphthalene.
Biological Tissue Matrix: EPA 3050B

The following analytes are included in our Massachusetts DEP Scope of Accreditation

Westborough Facility:

Drinking Water
EPA 300.0: Nitrate-N, Fluoride, Sulfate; **EPA 353.2**: Nitrate-N, Nitrite-N; **SM4500NO3-F**: Nitrate-N, Nitrite-N; **SM4500F-C, SM4500CN-CE, EPA 180.1, SM2130B, SM4500Cl-D, SM2320B, SM2540C, SM4500H-B**
EPA 332: Perchlorate; **EPA 524.2:** THMs and VOCs; **EPA 504.1:** EDB, DBCP.
Microbiology: **SM9215B; SM9223-P/A, SM9223B-Colilert-QT,SM9222D**.

Non-Potable Water
SM4500H,B, EPA 120.1, SM2510B, SM2540C, SM2320B, SM4500CL-E, SM4500F-BC, SM4500NH3-BH, **EPA 350.1**: Ammonia-N, **LACHAT 10-107-06-1-B**: Ammonia-N, **SM4500NO3-F, EPA 353.2**: Nitrate-N**, EPA 351.1, SM4500P-E, SM4500P-B, E, SM4500SO4-E, SM5220D, EPA 410.4, SM5210B, SM5310C, SM4500CL-D, EPA 1664, EPA 420.1, SM4500-CN-CE, SM2540D.**
EPA 624: Volatile Halocarbons & Aromatics,
EPA 608: Chlordane, Toxaphene, Aldrin, alpha-BHC, beta-BHC, gamma-BHC, delta-BHC, Dieldrin, DDD, DDE, DDT, Endosulfan I, Endosulfan II, Endosulfan sulfate, Endrin, Endrin Aldehyde, Heptachlor, Heptachlor Epoxide, PCBs
EPA 625: SVOC (Acid/Base/Neutral Extractables), **EPA 600/4-81-045**: PCB-Oil.
Microbiology: **SM9223B-Colilert-QT; Enterolert-QT, SM9221E.**

Mansfield Facility:

Drinking Water
EPA 200.7: Ba, Be, Cd, Cr, Cu, Ni, Na, Ca. **EPA 200.8:** Sb, As, Ba, Be, Cd, Cr, Cu, Pb, Ni, Se, TL. **EPA 245.1** Hg.

Non-Potable Water
EPA 200.7: Al, Sb, As, Be, Cd, Ca, Cr, Co, Cu, Fe, Pb, Mg, Mn, Mo, Ni, K, Se, Ag, Na, Sr, TL, Ti, V, Zn.
EPA 200.8: Al, Sb, As, Be, Cd, Cr, Cu, Pb, Mn, Ni, Se, Ag, TL, Zn.
EPA 245.1 Hg.
SM2340B

For a complete listing of analytes and methods, please contact your Alpha Project Manager.

ALPHA ANALYTICAL

Westborough, MA 01581
8 Walkup Dr.
TEL: 508-898-9220
FAX: 508-898-9193

Mansfield, MA 02048
320 Forbes Blvd
TEL: 508-822-9300
FAX: 508-822-3288

NEW YORK CHAIN OF CUSTODY

Service Centers
Mahwah, NJ 07430: 35 Whitney Rd, Suite 5
Albany, NY 12205: 14 Walker Way
Tonawanda, NY 14150: 275 Cooper Ave, Suite 105

Page 1 of 1

Date Rec'd in Lab: 3/6/17

ALPHA Job #: L1706909

Client Information

Client: CT Male
Address: 50 Century Hill Drive
Latham, NY 12110
Phone: 518-786-7400
Fax: 518-786-7299
Email: s.bieber@ctmale.com

Project Information

Project Name: CPG Phase 4/5
Project Location: Yonkers NY
Project # 16.6669
(Use Project name as Project #) ☐
Project Manager: Steve Bieber
ALPHAQuote #:

Turn-Around Time

Standard ☒ Due Date:
Rush (only if pre approved) ☐ # of Days:

Deliverables

☒ ASP-A ☐ ASP-B
☐ EQuIS (1 File) ☐ EQuIS (4 File)
☐ Other

Regulatory Requirement

☐ NY TOGS ☐ NY Part 375
☐ AWQ Standards ☐ NY CP-51
☐ NY Restricted Use ☐ Other
☐ NY Unrestricted Use
☐ NYC Sewer Discharge

Billing Information

☐ Same as Client Info
PO #

Disposal Site Information

Please identify below location of applicable disposal facilities.

Disposal Facility:
☐ NJ ☐ NY
☐ Other: NA

These samples have been previously analyzed by Alpha ☐

Other project specific requirements/comments:

Please specify Metals or TAL.

Sample Filtration
☐ Done
☐ Lab to do
Preservation
☐ Lab to do
(Please Specify below)

ALPHA Lab ID (Lab Use Only)	Sample ID	Collection Date	Collection Time	Sample Matrix	Sampler's Initials	NYTCL-8260HLW	NYTCL-8260HLW	NYTCL-8081,8082,8270	TAL Metals Inc.Hg	Total Cn	TCL 8270			Sample Specific Comments	Total # Bottles
06900.01	GP01_0-5	3/6/17	1205	Soil	DA	X	X	X	X	X					6
02	GP01_5-7.5	3/6/17	1345	Soil	DA	X	X				X				
				Soil											
				Soil											
				Soil											
				Soil											
				Soil											
				Soil											
				Soil											
				Soil											
				Soil											
				Container Type		V	V	A	A	A					
				Preservative		F		A	A	A					

Preservative Code:
A = None
B = HCl
C = HNO_3
D = H_2SO_4
E = NaOH
F = MeOH
G = $NaHSO_4$
H = $Na_2S_2O_3$
K/E = Zn Ac/NaOH
O = Other

Container Code
P = Plastic
A = Amber Glass
V = Vial
G = Glass
B = Bacteria Cup
C = Cube
O = Other
E = Encore
D = BOD Bottle

Westboro: Certification No: MA935
Mansfield: Certification No: MA015

Relinquished By:	Date/Time	Received By:	Date/Time
[illegible]	3/6/17 1552	[illegible]	3/6/17 1552
[illegible]	3/6/17 1705	[illegible]	3/6/17 1810
[illegible]	3/6/17 2240	[illegible]	3/6/17 [illegible]

Please print clearly, legibly and completely. Samples can not be logged in and turnaround time clock will not start until any ambiguities are resolved. BY EXECUTING THIS COC, THE CLIENT HAS READ AND AGREES TO BE BOUND BY ALPHA'S TERMS & CONDITIONS.

Form No: 01-25 (rev. 30-Sept-2013)

NEW YORK CHAIN OF CUSTODY

ALPHA ANALYTICAL

Westborough, MA 01581
8 Walkup Dr.
TEL: 508-898-9220
FAX: 508-898-9193

Mansfield, MA 02048
320 Forbes Blvd
TEL: 508-822-9300
FAX: 508-822-3288

Service Centers
Mahwah, NJ 07430: 35 Whitney Rd, Suite 5
Albany, NY 12205: 14 Walker Way
Tonawanda, NY 14150: 275 Cooper Ave, Suite 105

Page 1 of 1

Date Rec'd in Lab 3/7/17

ALPHA Job # L706909

Client Information

Client: CT Male
Address: 50 Century Hill Drive
Latham, NY 12110
Phone: 518-786-7400
Fax: 518-786-7299
Email: s.bieber@ctmale.com

Project Information

Project Name: CPG Phase 4/5
Project Location: Yonkers NY
Project # 16.6669
(Use Project name as Project #) ☐
Project Manager: Steve Bieber
ALPHAQuote #:

Turn-Around Time

Standard ☒ Due Date:
Rush (only if pre approved) ☐ # of Days:

Deliverables

☒ ASP-A ☐ ASP-B
☐ EQuIS (1 File) ☐ EQuIS (4 File)
☐ Other

Regulatory Requirement

☐ NY TOGS ☐ NY Part 375
☐ AWQ Standards ☐ NY CP-51
☐ NY Restricted Use ☐ Other
☐ NY Unrestricted Use
☐ NYC Sewer Discharge

Billing Information

☐ Same as Client Info
PO #

Disposal Site Information

Please identify below location of applicable disposal facilities.

Disposal Facility:
☐ NJ ☐ NY
☐ Other: NA

These samples have been previously analyzed by Alpha ☐

Other project specific requirements/comments:

Please specify Metals or TAL.

Sample Filtration
☐ Done
☐ Lab to do
Preservation
☐ Lab to do
(Please Specify below)

ALPHA Lab ID (Lab Use Only)	Sample ID	Collection Date	Collection Time	Sample Matrix	Sampler's Initials	NYTCL-8260HLW	NYTCL-8260HLW	NYTCL-8081,8082,8270	TAL Metals Inc.Hg	Total Cn				Sample Specific Comments	Total Bottles
06909.03	GP02_0-5	3/7/17	830	Soil	DA	X	X	X	X	X					6
.04	GP03_0-5		1110	Soil	DA	X	X	X	X	X					6
.05	178GP01_0-2.5		1120	Soil	DA	X	X	X	X	X					6
.06	178GP02_2.5-5	3/7/17	1320	Soil	DA	X	X	X	X	X					6
.07	178GP03_0-2.5		1340	Soil	DA	X	X	X	X	X				*HOLD*	6
.08	178GP03_2.5-5		1330	Soil	DA	X	X	X	X	X					6
.09	178GP04_0-5	3/7/17	1415	Soil	DA	X	X	X	X	X					6
				Soil											
				Soil											
				Soil											
					Container Type	V	V	A	A	A					
					Preservative	F		A	A	A					

Preservative Code:
A = None
B = HCl
C = HNO_3
D = H_2SO_4
E = NaOH
F = MeOH
G = $NaHSO_4$
H = $Na_2S_2O_3$
K/E = Zn Ac/NaOH
O = Other

Container Code
P = Plastic
A = Amber Glass
V = Vial
G = Glass
B = Bacteria Cup
C = Cube
O = Other
E = Encore
D = BOD Bottle

Westboro: Certification No: MA935
Mansfield: Certification No: MA015

Relinquished By:	Date/Time	Received By:	Date/Time
[illegible]	3/7/17 1535	Jay Pauding AAL	3-7-17 1535
Jay Pauding	3-7-17 1720	Tom Tobin	3-7-17 1800
Tom Tobin	3-7-17 2230	[illegible]	3/7/17 2230

Please print clearly, legibly and completely. Samples can not be logged in and turnaround time clock will not start until any ambiguities are resolved. BY EXECUTING THIS COC, THE CLIENT HAS READ AND AGREES TO BE BOUND BY ALPHA'S TERMS & CONDITIONS.

Form No: 01-25 (rev. 30-Sept-2013)

APPENDIX G

LABORATORY ANALYTICAL REPORTS

(GROUNDWATER)

ANALYTICAL REPORT

Lab Number:	L1642351
Client:	C.T. Male Associates 50 Century Hill Drive Latham, NY 12110
ATTN:	Steve Bieber
Phone:	(518) 786-7400
Project Name:	CPG YONKERS NY
Project Number:	Not Specified
Report Date:	01/05/17

The original project report/data package is held by Alpha Analytical. This report/data package is paginated and should be reproduced only in its entirety. Alpha Analytical holds no responsibility for results and/or data that are not consistent with the original.

Certifications & Approvals: MA (M-MA086), NY (11148), CT (PH-0574), NH (2003), NJ NELAP (MA935), RI (LAO00065), ME (MA00086), PA (68-03671), VA (460195), MD (348), IL (200077), NC (666), TX (T104704476), DOD (L2217), USDA (Permit #P-330-11-00240).

Eight Walkup Drive, Westborough, MA 01581-1019
508-898-9220 (Fax) 508-898-9193 800-624-9220 - www.alphalab.com

Project Name: CPG YONKERS NY
Project Number: Not Specified

Lab Number: L1642351
Report Date: 01/05/17

Alpha Sample ID	Client ID	Matrix	Sample Location	Collection Date/Time	Receive Date
L1642351-01	MW-B-5	WATER	Not Specified	12/28/16 10:35	12/28/16
L1642351-02	MW-B-10	WATER	Not Specified	12/28/16 11:50	12/28/16
L1642351-03	MW-B-12	WATER	Not Specified	12/28/16 13:00	12/28/16
L1642351-04	LTB01-161228	WATER	Not Specified	12/28/16 00:00	12/28/16

Project Name: CPG YONKERS NY
Project Number: Not Specified
Lab Number: L1642351
Report Date: 01/05/17

Case Narrative

The samples were received in accordance with the Chain of Custody and no significant deviations were encountered during the preparation or analysis unless otherwise noted. Sample Receipt, Container Information, and the Chain of Custody are located at the back of the report.

Results contained within this report relate only to the samples submitted under this Alpha Lab Number and meet NELAP requirements for all NELAP accredited parameters unless otherwise noted in the following narrative. The data presented in this report is organized by parameter (i.e. VOC, SVOC, etc.). Sample specific Quality Control data (i.e. Surrogate Spike Recovery) is reported at the end of the target analyte list for each individual sample, followed by the Laboratory Batch Quality Control at the end of each parameter. Tentatively Identified Compounds (TICs), if requested, are reported for compounds identified to be present and are not part of the method/program Target Compound List, even if only a subset of the TCL are being reported. If a sample was re-analyzed or re-extracted due to a required quality control corrective action and if both sets of data are reported, the Laboratory ID of the re-analysis or re-extraction is designated with an "R" or "RE", respectively. When multiple Batch Quality Control elements are reported (e.g. more than one LCS), the associated samples for each element are noted in the grey shaded header line of each data table. Any Laboratory Batch, Sample Specific % recovery or RPD value that is outside the listed Acceptance Criteria is bolded in the report. All specific QC information is also incorporated in the Data Usability format of our Data Merger tool where it can be reviewed along with any associated usability implications. Soil/sediments, solids and tissues are reported on a dry weight basis unless otherwise noted. Definitions of all data qualifiers and acronyms used in this report are provided in the Glossary located at the back of the report.

In reference to questions H (CAM) or 4 (RCP) when "NO" is checked, the performance criteria for CAM and RCP methods allow for some quality control failures to occur and still be within method compliance. In these instances the specific failure is not narrated but noted in the associated QC table. The information is also incorporated in the Data Usability format of our Data Merger tool where it can be reviewed along with any associated usability implications.

Please see the associated ADEx data file for a comparison of laboratory reporting limits that were achieved with the regulatory Numerical Standards requested on the Chain of Custody.

HOLD POLICY
For samples submitted on hold, Alpha's policy is to hold samples (with the exception of Air canisters) free of charge for 21 calendar days from the date the project is completed. After 21 calendar days, we will dispose of all samples submitted including those put on hold unless you have contacted your Client Service Representative and made arrangements for Alpha to continue to hold the samples. Air canisters will be disposed after 3 business days from the date the project is completed.

Please contact Client Services at 800-624-9220 with any questions.

Project Name:	CPG YONKERS NY	**Lab Number:**	L1642351
Project Number:	Not Specified	**Report Date:**	01/05/17

Case Narrative (continued)

Report Submission

All non-detect (ND) or estimated concentrations (J-qualified) have been quantitated to the limit noted in the MDL column.

Sample Receipt

Additional sample volume was received on December 30, 2016.

I, the undersigned, attest under the pains and penalties of perjury that, to the best of my knowledge and belief and based upon my personal inquiry of those responsible for providing the information contained in this analytical report, such information is accurate and complete. This certificate of analysis is not complete unless this page accompanies any and all pages of this report.

Authorized Signature: Lisa Westerlind

Title: Technical Director/Representative

Date: 01/05/17

ORGANICS

VOLATILES

Project Name: CPG YONKERS NY
Project Number: Not Specified
Lab Number: L1642351
Report Date: 01/05/17

SAMPLE RESULTS

Lab ID: L1642351-01
Client ID: MW-B-5
Sample Location: Not Specified
Matrix: Water
Analytical Method: 1,8260C
Analytical Date: 01/03/17 02:42
Analyst: KD

Date Collected: 12/28/16 10:35
Date Received: 12/28/16
Field Prep: Not Specified

Parameter	Result	Qualifier	Units	RL	MDL	Dilution Factor
Volatile Organics by GC/MS - Westborough Lab						
Methylene chloride	ND		ug/l	2.5	0.70	1
1,1-Dichloroethane	ND		ug/l	2.5	0.70	1
Chloroform	ND		ug/l	2.5	0.70	1
Carbon tetrachloride	ND		ug/l	0.50	0.13	1
1,2-Dichloropropane	ND		ug/l	1.0	0.14	1
Dibromochloromethane	ND		ug/l	0.50	0.15	1
1,1,2-Trichloroethane	ND		ug/l	1.5	0.50	1
Tetrachloroethene	ND		ug/l	0.50	0.18	1
Chlorobenzene	ND		ug/l	2.5	0.70	1
Trichlorofluoromethane	ND		ug/l	2.5	0.70	1
1,2-Dichloroethane	ND		ug/l	0.50	0.13	1
1,1,1-Trichloroethane	ND		ug/l	2.5	0.70	1
Bromodichloromethane	ND		ug/l	0.50	0.19	1
trans-1,3-Dichloropropene	ND		ug/l	0.50	0.16	1
cis-1,3-Dichloropropene	ND		ug/l	0.50	0.14	1
Bromoform	ND		ug/l	2.0	0.65	1
1,1,2,2-Tetrachloroethane	ND		ug/l	0.50	0.17	1
Benzene	ND		ug/l	0.50	0.16	1
Toluene	ND		ug/l	2.5	0.70	1
Ethylbenzene	1.0	J	ug/l	2.5	0.70	1
Chloromethane	ND		ug/l	2.5	0.70	1
Bromomethane	ND		ug/l	2.5	0.70	1
Vinyl chloride	ND		ug/l	1.0	0.07	1
Chloroethane	ND		ug/l	2.5	0.70	1
1,1-Dichloroethene	ND		ug/l	0.50	0.17	1
trans-1,2-Dichloroethene	ND		ug/l	2.5	0.70	1
Trichloroethene	ND		ug/l	0.50	0.18	1
1,2-Dichlorobenzene	ND		ug/l	2.5	0.70	1
1,3-Dichlorobenzene	ND		ug/l	2.5	0.70	1
1,4-Dichlorobenzene	ND		ug/l	2.5	0.70	1

Project Name: CPG YONKERS NY
Project Number: Not Specified
Lab Number: L1642351
Report Date: 01/05/17

SAMPLE RESULTS

Lab ID: L1642351-01
Client ID: MW-B-5
Sample Location: Not Specified
Date Collected: 12/28/16 10:35
Date Received: 12/28/16
Field Prep: Not Specified

Parameter	Result	Qualifier	Units	RL	MDL	Dilution Factor
Volatile Organics by GC/MS - Westborough Lab						
Methyl tert butyl ether	ND		ug/l	2.5	0.70	1
p/m-Xylene	8.1		ug/l	2.5	0.70	1
o-Xylene	3.2		ug/l	2.5	0.70	1
cis-1,2-Dichloroethene	ND		ug/l	2.5	0.70	1
Styrene	ND		ug/l	2.5	0.70	1
Dichlorodifluoromethane	ND		ug/l	5.0	1.0	1
Acetone	16		ug/l	5.0	1.5	1
Carbon disulfide	ND		ug/l	5.0	1.0	1
2-Butanone	ND		ug/l	5.0	1.9	1
4-Methyl-2-pentanone	ND		ug/l	5.0	1.0	1
2-Hexanone	ND		ug/l	5.0	1.0	1
Bromochloromethane	ND		ug/l	2.5	0.70	1
1,2-Dibromoethane	ND		ug/l	2.0	0.65	1
1,2-Dibromo-3-chloropropane	ND		ug/l	2.5	0.70	1
Isopropylbenzene	1.6	J	ug/l	2.5	0.70	1
1,2,3-Trichlorobenzene	ND		ug/l	2.5	0.70	1
1,2,4-Trichlorobenzene	ND		ug/l	2.5	0.70	1
Methyl Acetate	ND		ug/l	2.0	0.23	1
Cyclohexane	25		ug/l	10	0.27	1
1,4-Dioxane	ND		ug/l	250	61.	1
Freon-113	ND		ug/l	2.5	0.70	1
Methyl cyclohexane	28		ug/l	10	0.40	1

Project Name: CPG YONKERS NY
Project Number: Not Specified
Lab Number: L1642351
Report Date: 01/05/17

SAMPLE RESULTS

Lab ID: L1642351-01
Client ID: MW-B-5
Sample Location: Not Specified
Date Collected: 12/28/16 10:35
Date Received: 12/28/16
Field Prep: Not Specified

Parameter	Result	Qualifier	Units	RL	MDL	Dilution Factor
Volatile Organics by GC/MS - Westborough Lab						
Tentatively Identified Compounds						
Total TIC Compounds	235	J	ug/l			1
Pentane, 2-methyl-	32.4	NJ	ug/l			1
Unknown	29.7	J	ug/l			1
Unknown Benzene	17.0	J	ug/l			1
Butane, 2-Methyl-	32.8	NJ	ug/l			1
Cyclohexane, methyl-	18.7	NJ	ug/l			1
Unknown Benzene	6.83	J	ug/l			1
Cyclohexane	16.3	NJ	ug/l			1
Unknown Cycloalkene	5.57	J	ug/l			1
Pentane	16.6	NJ	ug/l			1
Pentane, 2,3-dimethyl-	5.64	NJ	ug/l			1
Pentane, 3-methyl-	15.5	NJ	ug/l			1
Unknown	6.82	J	ug/l			1
Unknown Alkane	15.1	J	ug/l			1
Unknown Aromatic	7.52	J	ug/l			1
Pentane, 2,3,3-trimethyl-	8.36	NJ	ug/l			1

Surrogate	% Recovery	Qualifier	Acceptance Criteria
1,2-Dichloroethane-d4	107		70-130
Toluene-d8	100		70-130
4-Bromofluorobenzene	91		70-130
Dibromofluoromethane	100		70-130

Project Name: CPG YONKERS NY
Project Number: Not Specified
Lab Number: L1642351
Report Date: 01/05/17

SAMPLE RESULTS

Lab ID: L1642351-02
Client ID: MW-B-10
Sample Location: Not Specified
Matrix: Water
Analytical Method: 1,8260C
Analytical Date: 01/03/17 01:56
Analyst: KD

Date Collected: 12/28/16 11:50
Date Received: 12/28/16
Field Prep: Not Specified

Parameter	Result	Qualifier	Units	RL	MDL	Dilution Factor
Volatile Organics by GC/MS - Westborough Lab						
Methylene chloride	ND		ug/l	2.5	0.70	1
1,1-Dichloroethane	ND		ug/l	2.5	0.70	1
Chloroform	3.3		ug/l	2.5	0.70	1
Carbon tetrachloride	ND		ug/l	0.50	0.13	1
1,2-Dichloropropane	ND		ug/l	1.0	0.14	1
Dibromochloromethane	ND		ug/l	0.50	0.15	1
1,1,2-Trichloroethane	ND		ug/l	1.5	0.50	1
Tetrachloroethene	0.31	J	ug/l	0.50	0.18	1
Chlorobenzene	ND		ug/l	2.5	0.70	1
Trichlorofluoromethane	ND		ug/l	2.5	0.70	1
1,2-Dichloroethane	ND		ug/l	0.50	0.13	1
1,1,1-Trichloroethane	ND		ug/l	2.5	0.70	1
Bromodichloromethane	ND		ug/l	0.50	0.19	1
trans-1,3-Dichloropropene	ND		ug/l	0.50	0.16	1
cis-1,3-Dichloropropene	ND		ug/l	0.50	0.14	1
Bromoform	ND		ug/l	2.0	0.65	1
1,1,2,2-Tetrachloroethane	ND		ug/l	0.50	0.17	1
Benzene	ND		ug/l	0.50	0.16	1
Toluene	ND		ug/l	2.5	0.70	1
Ethylbenzene	ND		ug/l	2.5	0.70	1
Chloromethane	ND		ug/l	2.5	0.70	1
Bromomethane	ND		ug/l	2.5	0.70	1
Vinyl chloride	ND		ug/l	1.0	0.07	1
Chloroethane	ND		ug/l	2.5	0.70	1
1,1-Dichloroethene	ND		ug/l	0.50	0.17	1
trans-1,2-Dichloroethene	ND		ug/l	2.5	0.70	1
Trichloroethene	ND		ug/l	0.50	0.18	1
1,2-Dichlorobenzene	ND		ug/l	2.5	0.70	1
1,3-Dichlorobenzene	ND		ug/l	2.5	0.70	1
1,4-Dichlorobenzene	ND		ug/l	2.5	0.70	1

Project Name: CPG YONKERS NY
Project Number: Not Specified
Lab Number: L1642351
Report Date: 01/05/17

SAMPLE RESULTS

Lab ID: L1642351-02
Client ID: MW-B-10
Sample Location: Not Specified
Date Collected: 12/28/16 11:50
Date Received: 12/28/16
Field Prep: Not Specified

Parameter	Result	Qualifier	Units	RL	MDL	Dilution Factor
Volatile Organics by GC/MS - Westborough Lab						
Methyl tert butyl ether	ND		ug/l	2.5	0.70	1
p/m-Xylene	ND		ug/l	2.5	0.70	1
o-Xylene	ND		ug/l	2.5	0.70	1
cis-1,2-Dichloroethene	ND		ug/l	2.5	0.70	1
Styrene	ND		ug/l	2.5	0.70	1
Dichlorodifluoromethane	ND		ug/l	5.0	1.0	1
Acetone	ND		ug/l	5.0	1.5	1
Carbon disulfide	ND		ug/l	5.0	1.0	1
2-Butanone	ND		ug/l	5.0	1.9	1
4-Methyl-2-pentanone	ND		ug/l	5.0	1.0	1
2-Hexanone	ND		ug/l	5.0	1.0	1
Bromochloromethane	ND		ug/l	2.5	0.70	1
1,2-Dibromoethane	ND		ug/l	2.0	0.65	1
1,2-Dibromo-3-chloropropane	ND		ug/l	2.5	0.70	1
Isopropylbenzene	ND		ug/l	2.5	0.70	1
1,2,3-Trichlorobenzene	ND		ug/l	2.5	0.70	1
1,2,4-Trichlorobenzene	ND		ug/l	2.5	0.70	1
Methyl Acetate	ND		ug/l	2.0	0.23	1
Cyclohexane	ND		ug/l	10	0.27	1
1,4-Dioxane	ND		ug/l	250	61.	1
Freon-113	ND		ug/l	2.5	0.70	1
Methyl cyclohexane	ND		ug/l	10	0.40	1

Tentatively Identified Compounds				
Total TIC Compounds	14.9	J	ug/l	1
Unknown	1.26	J	ug/l	1
Propene	5.95	NJ	ug/l	1
Unknown Alkene	3.89	J	ug/l	1
Unknown	3.75	J	ug/l	1

Surrogate	% Recovery	Qualifier	Acceptance Criteria
1,2-Dichloroethane-d4	107		70-130
Toluene-d8	96		70-130
4-Bromofluorobenzene	90		70-130
Dibromofluoromethane	109		70-130

Project Name: CPG YONKERS NY
Project Number: Not Specified
Lab Number: L1642351
Report Date: 01/05/17

SAMPLE RESULTS

Lab ID: L1642351-03
Client ID: MW-B-12
Sample Location: Not Specified
Matrix: Water
Analytical Method: 1,8260C
Analytical Date: 01/03/17 02:19
Analyst: KD

Date Collected: 12/28/16 13:00
Date Received: 12/28/16
Field Prep: Not Specified

Parameter	Result	Qualifier	Units	RL	MDL	Dilution Factor
Volatile Organics by GC/MS - Westborough Lab						
Methylene chloride	ND		ug/l	2.5	0.70	1
1,1-Dichloroethane	ND		ug/l	2.5	0.70	1
Chloroform	3.8		ug/l	2.5	0.70	1
Carbon tetrachloride	ND		ug/l	0.50	0.13	1
1,2-Dichloropropane	ND		ug/l	1.0	0.14	1
Dibromochloromethane	ND		ug/l	0.50	0.15	1
1,1,2-Trichloroethane	ND		ug/l	1.5	0.50	1
Tetrachloroethene	0.33	J	ug/l	0.50	0.18	1
Chlorobenzene	ND		ug/l	2.5	0.70	1
Trichlorofluoromethane	ND		ug/l	2.5	0.70	1
1,2-Dichloroethane	ND		ug/l	0.50	0.13	1
1,1,1-Trichloroethane	ND		ug/l	2.5	0.70	1
Bromodichloromethane	ND		ug/l	0.50	0.19	1
trans-1,3-Dichloropropene	ND		ug/l	0.50	0.16	1
cis-1,3-Dichloropropene	ND		ug/l	0.50	0.14	1
Bromoform	ND		ug/l	2.0	0.65	1
1,1,2,2-Tetrachloroethane	ND		ug/l	0.50	0.17	1
Benzene	ND		ug/l	0.50	0.16	1
Toluene	ND		ug/l	2.5	0.70	1
Ethylbenzene	ND		ug/l	2.5	0.70	1
Chloromethane	ND		ug/l	2.5	0.70	1
Bromomethane	ND		ug/l	2.5	0.70	1
Vinyl chloride	ND		ug/l	1.0	0.07	1
Chloroethane	ND		ug/l	2.5	0.70	1
1,1-Dichloroethene	ND		ug/l	0.50	0.17	1
trans-1,2-Dichloroethene	ND		ug/l	2.5	0.70	1
Trichloroethene	ND		ug/l	0.50	0.18	1
1,2-Dichlorobenzene	ND		ug/l	2.5	0.70	1
1,3-Dichlorobenzene	ND		ug/l	2.5	0.70	1
1,4-Dichlorobenzene	ND		ug/l	2.5	0.70	1

Project Name: CPG YONKERS NY
Project Number: Not Specified
Lab Number: L1642351
Report Date: 01/05/17

SAMPLE RESULTS

Lab ID: L1642351-03
Client ID: MW-B-12
Sample Location: Not Specified
Date Collected: 12/28/16 13:00
Date Received: 12/28/16
Field Prep: Not Specified

Parameter	Result	Qualifier	Units	RL	MDL	Dilution Factor
Volatile Organics by GC/MS - Westborough Lab						
Methyl tert butyl ether	ND		ug/l	2.5	0.70	1
p/m-Xylene	ND		ug/l	2.5	0.70	1
o-Xylene	ND		ug/l	2.5	0.70	1
cis-1,2-Dichloroethene	ND		ug/l	2.5	0.70	1
Styrene	ND		ug/l	2.5	0.70	1
Dichlorodifluoromethane	ND		ug/l	5.0	1.0	1
Acetone	ND		ug/l	5.0	1.5	1
Carbon disulfide	ND		ug/l	5.0	1.0	1
2-Butanone	ND		ug/l	5.0	1.9	1
4-Methyl-2-pentanone	ND		ug/l	5.0	1.0	1
2-Hexanone	ND		ug/l	5.0	1.0	1
Bromochloromethane	ND		ug/l	2.5	0.70	1
1,2-Dibromoethane	ND		ug/l	2.0	0.65	1
1,2-Dibromo-3-chloropropane	ND		ug/l	2.5	0.70	1
Isopropylbenzene	ND		ug/l	2.5	0.70	1
1,2,3-Trichlorobenzene	ND		ug/l	2.5	0.70	1
1,2,4-Trichlorobenzene	ND		ug/l	2.5	0.70	1
Methyl Acetate	ND		ug/l	2.0	0.23	1
Cyclohexane	ND		ug/l	10	0.27	1
1,4-Dioxane	ND		ug/l	250	61.	1
Freon-113	ND		ug/l	2.5	0.70	1
Methyl cyclohexane	ND		ug/l	10	0.40	1

Tentatively Identified Compounds				
Total TIC Compounds	10.9	J	ug/l	1
Unknown Alkene	2.35	J	ug/l	1
Unknown	4.99	J	ug/l	1
Propene	3.54	NJ	ug/l	1

Surrogate	% Recovery	Qualifier	Acceptance Criteria
1,2-Dichloroethane-d4	111		70-130
Toluene-d8	89		70-130
4-Bromofluorobenzene	88		70-130
Dibromofluoromethane	113		70-130

Project Name: CPG YONKERS NY
Project Number: Not Specified
Lab Number: L1642351
Report Date: 01/05/17

SAMPLE RESULTS

Lab ID: L1642351-04
Client ID: LTB01-161228
Sample Location: Not Specified
Matrix: Water
Analytical Method: 1,8260C
Analytical Date: 01/02/17 20:35
Analyst: KD

Date Collected: 12/28/16 00:00
Date Received: 12/28/16
Field Prep: Not Specified

Parameter	Result	Qualifier	Units	RL	MDL	Dilution Factor
Volatile Organics by GC/MS - Westborough Lab						
Methylene chloride	ND		ug/l	2.5	0.70	1
1,1-Dichloroethane	ND		ug/l	2.5	0.70	1
Chloroform	ND		ug/l	2.5	0.70	1
Carbon tetrachloride	ND		ug/l	0.50	0.13	1
1,2-Dichloropropane	ND		ug/l	1.0	0.14	1
Dibromochloromethane	ND		ug/l	0.50	0.15	1
1,1,2-Trichloroethane	ND		ug/l	1.5	0.50	1
Tetrachloroethene	ND		ug/l	0.50	0.18	1
Chlorobenzene	ND		ug/l	2.5	0.70	1
Trichlorofluoromethane	ND		ug/l	2.5	0.70	1
1,2-Dichloroethane	ND		ug/l	0.50	0.13	1
1,1,1-Trichloroethane	ND		ug/l	2.5	0.70	1
Bromodichloromethane	ND		ug/l	0.50	0.19	1
trans-1,3-Dichloropropene	ND		ug/l	0.50	0.16	1
cis-1,3-Dichloropropene	ND		ug/l	0.50	0.14	1
Bromoform	ND		ug/l	2.0	0.65	1
1,1,2,2-Tetrachloroethane	ND		ug/l	0.50	0.17	1
Benzene	ND		ug/l	0.50	0.16	1
Toluene	ND		ug/l	2.5	0.70	1
Ethylbenzene	ND		ug/l	2.5	0.70	1
Chloromethane	ND		ug/l	2.5	0.70	1
Bromomethane	ND		ug/l	2.5	0.70	1
Vinyl chloride	ND		ug/l	1.0	0.07	1
Chloroethane	ND		ug/l	2.5	0.70	1
1,1-Dichloroethene	ND		ug/l	0.50	0.17	1
trans-1,2-Dichloroethene	ND		ug/l	2.5	0.70	1
Trichloroethene	ND		ug/l	0.50	0.18	1
1,2-Dichlorobenzene	ND		ug/l	2.5	0.70	1
1,3-Dichlorobenzene	ND		ug/l	2.5	0.70	1
1,4-Dichlorobenzene	ND		ug/l	2.5	0.70	1

Project Name: CPG YONKERS NY
Project Number: Not Specified
Lab Number: L1642351
Report Date: 01/05/17

SAMPLE RESULTS

Lab ID: L1642351-04
Client ID: LTB01-161228
Sample Location: Not Specified
Date Collected: 12/28/16 00:00
Date Received: 12/28/16
Field Prep: Not Specified

Parameter	Result	Qualifier	Units	RL	MDL	Dilution Factor
Volatile Organics by GC/MS - Westborough Lab						
Methyl tert butyl ether	ND		ug/l	2.5	0.70	1
p/m-Xylene	ND		ug/l	2.5	0.70	1
o-Xylene	ND		ug/l	2.5	0.70	1
cis-1,2-Dichloroethene	ND		ug/l	2.5	0.70	1
Styrene	ND		ug/l	2.5	0.70	1
Dichlorodifluoromethane	ND		ug/l	5.0	1.0	1
Acetone	ND		ug/l	5.0	1.5	1
Carbon disulfide	ND		ug/l	5.0	1.0	1
2-Butanone	ND		ug/l	5.0	1.9	1
4-Methyl-2-pentanone	ND		ug/l	5.0	1.0	1
2-Hexanone	ND		ug/l	5.0	1.0	1
Bromochloromethane	ND		ug/l	2.5	0.70	1
1,2-Dibromoethane	ND		ug/l	2.0	0.65	1
1,2-Dibromo-3-chloropropane	ND		ug/l	2.5	0.70	1
Isopropylbenzene	ND		ug/l	2.5	0.70	1
1,2,3-Trichlorobenzene	ND		ug/l	2.5	0.70	1
1,2,4-Trichlorobenzene	ND		ug/l	2.5	0.70	1
Methyl Acetate	ND		ug/l	2.0	0.23	1
Cyclohexane	ND		ug/l	10	0.27	1
1,4-Dioxane	ND		ug/l	250	61.	1
Freon-113	ND		ug/l	2.5	0.70	1
Methyl cyclohexane	ND		ug/l	10	0.40	1

Tentatively Identified Compounds

No Tentatively Identified Compounds	ND	ug/l	1

Surrogate	% Recovery	Qualifier	Acceptance Criteria
1,2-Dichloroethane-d4	105		70-130
Toluene-d8	93		70-130
4-Bromofluorobenzene	89		70-130
Dibromofluoromethane	110		70-130

Project Name: CPG YONKERS NY
Project Number: Not Specified

Lab Number: L1642351
Report Date: 01/05/17

Method Blank Analysis
Batch Quality Control

Analytical Method: 1,8260C
Analytical Date: 01/02/17 19:27
Analyst: KD

Parameter	Result	Qualifier	Units	RL	MDL
Volatile Organics by GC/MS - Westborough Lab for sample(s): 01-04 Batch: WG966511-5					
Methylene chloride	ND		ug/l	2.5	0.70
1,1-Dichloroethane	ND		ug/l	2.5	0.70
Chloroform	ND		ug/l	2.5	0.70
Carbon tetrachloride	ND		ug/l	0.50	0.13
1,2-Dichloropropane	ND		ug/l	1.0	0.14
Dibromochloromethane	ND		ug/l	0.50	0.15
1,1,2-Trichloroethane	ND		ug/l	1.5	0.50
Tetrachloroethene	ND		ug/l	0.50	0.18
Chlorobenzene	ND		ug/l	2.5	0.70
Trichlorofluoromethane	ND		ug/l	2.5	0.70
1,2-Dichloroethane	ND		ug/l	0.50	0.13
1,1,1-Trichloroethane	ND		ug/l	2.5	0.70
Bromodichloromethane	ND		ug/l	0.50	0.19
trans-1,3-Dichloropropene	ND		ug/l	0.50	0.16
cis-1,3-Dichloropropene	ND		ug/l	0.50	0.14
Bromoform	ND		ug/l	2.0	0.65
1,1,2,2-Tetrachloroethane	ND		ug/l	0.50	0.17
Benzene	ND		ug/l	0.50	0.16
Toluene	ND		ug/l	2.5	0.70
Ethylbenzene	ND		ug/l	2.5	0.70
Chloromethane	ND		ug/l	2.5	0.70
Bromomethane	ND		ug/l	2.5	0.70
Vinyl chloride	ND		ug/l	1.0	0.07
Chloroethane	ND		ug/l	2.5	0.70
1,1-Dichloroethene	ND		ug/l	0.50	0.17
trans-1,2-Dichloroethene	ND		ug/l	2.5	0.70
Trichloroethene	ND		ug/l	0.50	0.18
1,2-Dichlorobenzene	ND		ug/l	2.5	0.70
1,3-Dichlorobenzene	ND		ug/l	2.5	0.70

Project Name: CPG YONKERS NY
Project Number: Not Specified

Lab Number: L1642351
Report Date: 01/05/17

Method Blank Analysis
Batch Quality Control

Analytical Method: 1,8260C
Analytical Date: 01/02/17 19:27
Analyst: KD

Parameter	Result	Qualifier	Units	RL	MDL
Volatile Organics by GC/MS - Westborough Lab for sample(s): 01-04 Batch: WG966511-5					
1,4-Dichlorobenzene	ND		ug/l	2.5	0.70
Methyl tert butyl ether	ND		ug/l	2.5	0.70
p/m-Xylene	ND		ug/l	2.5	0.70
o-Xylene	ND		ug/l	2.5	0.70
cis-1,2-Dichloroethene	ND		ug/l	2.5	0.70
Styrene	ND		ug/l	2.5	0.70
Dichlorodifluoromethane	ND		ug/l	5.0	1.0
Acetone	ND		ug/l	5.0	1.5
Carbon disulfide	ND		ug/l	5.0	1.0
2-Butanone	ND		ug/l	5.0	1.9
4-Methyl-2-pentanone	ND		ug/l	5.0	1.0
2-Hexanone	ND		ug/l	5.0	1.0
Bromochloromethane	ND		ug/l	2.5	0.70
1,2-Dibromoethane	ND		ug/l	2.0	0.65
1,2-Dibromo-3-chloropropane	ND		ug/l	2.5	0.70
Isopropylbenzene	ND		ug/l	2.5	0.70
1,2,3-Trichlorobenzene	ND		ug/l	2.5	0.70
1,2,4-Trichlorobenzene	ND		ug/l	2.5	0.70
Methyl Acetate	ND		ug/l	2.0	0.23
Cyclohexane	ND		ug/l	10	0.27
1,4-Dioxane	ND		ug/l	250	61.
Freon-113	ND		ug/l	2.5	0.70
Methyl cyclohexane	ND		ug/l	10	0.40

Tentatively Identified Compounds

Total TIC Compounds	1.10	J	ug/l
Unknown	1.10	J	ug/l

Project Name: CPG YONKERS NY
Project Number: Not Specified

Lab Number: L1642351
Report Date: 01/05/17

Method Blank Analysis
Batch Quality Control

Analytical Method: 1,8260C
Analytical Date: 01/02/17 19:27
Analyst: KD

Parameter	Result	Qualifier	Units	RL	MDL
Volatile Organics by GC/MS - Westborough Lab for sample(s): 01-04 Batch: WG966511-5					

Surrogate	%Recovery	Qualifier	Acceptance Criteria
1,2-Dichloroethane-d4	101		70-130
Toluene-d8	93		70-130
4-Bromofluorobenzene	91		70-130
Dibromofluoromethane	107		70-130

Lab Control Sample Analysis
Batch Quality Control

Project Name: CPG YONKERS NY
Project Number: Not Specified

Lab Number: L1642351
Report Date: 01/05/17

Parameter	LCS %Recovery	Qual	LCSD %Recovery	Qual	%Recovery Limits	RPD	Qual	RPD Limits
Volatile Organics by GC/MS - Westborough Lab Associated sample(s): 01-04 Batch: WG966511-3 WG966511-4								
Methylene chloride	93		91		70-130	2		20
1,1-Dichloroethane	92		90		70-130	2		20
Chloroform	99		96		70-130	3		20
2-Chloroethylvinyl ether	**23**	Q	**22**	Q	70-130	4		20
Carbon tetrachloride	110		110		63-132	0		20
1,2-Dichloropropane	85		84		70-130	1		20
Dibromochloromethane	94		95		63-130	1		20
1,1,2-Trichloroethane	83		82		70-130	1		20
Tetrachloroethene	110		110		70-130	0		20
Chlorobenzene	93		93		75-130	0		20
Trichlorofluoromethane	100		98		62-150	2		20
1,2-Dichloroethane	100		98		70-130	2		20
1,1,1-Trichloroethane	110		100		67-130	10		20
Bromodichloromethane	98		96		67-130	2		20
trans-1,3-Dichloropropene	79		78		70-130	1		20
cis-1,3-Dichloropropene	92		89		70-130	3		20
1,1-Dichloropropene	100		98		70-130	2		20
Bromoform	90		89		54-136	1		20
1,1,2,2-Tetrachloroethane	78		77		67-130	1		20
Benzene	94		92		70-130	2		20
Toluene	89		89		70-130	0		20

Lab Control Sample Analysis
Batch Quality Control

Project Name: CPG YONKERS NY
Project Number: Not Specified

Lab Number: L1642351
Report Date: 01/05/17

Parameter	LCS %Recovery	Qual	LCSD %Recovery	Qual	%Recovery Limits	RPD	Qual	RPD Limits
Volatile Organics by GC/MS - Westborough Lab Associated sample(s): 01-04 Batch: WG966511-3 WG966511-4								
Ethylbenzene	93		94		70-130	1		20
Chloromethane	**62**	Q	64		64-130	3		20
Bromomethane	75		75		39-139	0		20
Vinyl chloride	79		76		55-140	4		20
Chloroethane	98		97		55-138	1		20
1,1-Dichloroethene	100		100		61-145	0		20
trans-1,2-Dichloroethene	100		98		70-130	2		20
Trichloroethene	100		99		70-130	1		20
1,2-Dichlorobenzene	91		91		70-130	0		20
1,3-Dichlorobenzene	93		94		70-130	1		20
1,4-Dichlorobenzene	92		92		70-130	0		20
Methyl tert butyl ether	100		98		63-130	2		20
p/m-Xylene	100		100		70-130	0		20
o-Xylene	100		100		70-130	0		20
cis-1,2-Dichloroethene	98		96		70-130	2		20
Dibromomethane	99		93		70-130	6		20
1,2,3-Trichloropropane	84		80		64-130	5		20
Acrylonitrile	90		85		70-130	6		20
Isopropyl Ether	89		87		70-130	2		20
tert-Butyl Alcohol	108		88		70-130	20		20
Styrene	95		95		70-130	0		20

Lab Control Sample Analysis
Batch Quality Control

Project Name: CPG YONKERS NY
Project Number: Not Specified

Lab Number: L1642351
Report Date: 01/05/17

Parameter	LCS %Recovery	Qual	LCSD %Recovery	Qual	%Recovery Limits	RPD	Qual	RPD Limits
Volatile Organics by GC/MS - Westborough Lab Associated sample(s): 01-04 Batch: WG966511-3 WG966511-4								
Dichlorodifluoromethane	110		100		36-147	10		20
Acetone	96		80		58-148	18		20
Carbon disulfide	94		92		51-130	2		20
2-Butanone	88		79		63-138	11		20
Vinyl acetate	90		86		70-130	5		20
4-Methyl-2-pentanone	67		65		59-130	3		20
2-Hexanone	61		**56**	Q	57-130	9		20
Acrolein	66		66		40-160	0		20
Bromochloromethane	110		110		70-130	0		20
2,2-Dichloropropane	110		110		63-133	0		20
1,2-Dibromoethane	92		91		70-130	1		20
1,3-Dichloropropane	84		84		70-130	0		20
1,1,1,2-Tetrachloroethane	98		97		64-130	1		20
Bromobenzene	94		94		70-130	0		20
n-Butylbenzene	90		91		53-136	1		20
sec-Butylbenzene	96		97		70-130	1		20
tert-Butylbenzene	95		96		70-130	1		20
o-Chlorotoluene	90		91		70-130	1		20
p-Chlorotoluene	89		88		70-130	1		20
1,2-Dibromo-3-chloropropane	72		68		41-144	6		20
Hexachlorobutadiene	97		98		63-130	1		20

Lab Control Sample Analysis
Batch Quality Control

Project Name: CPG YONKERS NY
Project Number: Not Specified

Lab Number: L1642351
Report Date: 01/05/17

Parameter	LCS %Recovery	Qual	LCSD %Recovery	Qual	%Recovery Limits	RPD	Qual	RPD Limits
Volatile Organics by GC/MS - Westborough Lab Associated sample(s): 01-04 Batch: WG966511-3 WG966511-4								
Isopropylbenzene	96		97		70-130	1		20
p-Isopropyltoluene	86		87		70-130	1		20
Naphthalene	**57**	Q	**54**	Q	70-130	5		20
n-Propylbenzene	94		95		69-130	1		20
1,2,3-Trichlorobenzene	73		**69**	Q	70-130	6		20
1,2,4-Trichlorobenzene	80		77		70-130	4		20
1,3,5-Trimethylbenzene	93		95		64-130	2		20
1,2,4-Trimethylbenzene	94		94		70-130	0		20
Methyl Acetate	87		78		70-130	11		20
Ethyl Acetate	90		84		70-130	7		20
Cyclohexane	100		100		70-130	0		20
Ethyl-Tert-Butyl-Ether	100		96		70-130	4		20
Tertiary-Amyl Methyl Ether	92		88		66-130	4		20
1,4-Dioxane	102		76		56-162	**29**	Q	20
1,1,2-Trichloro-1,2,2-Trifluoroethane	120		110		70-130	9		20
1,4-Diethylbenzene	92		93		70-130	1		20
4-Ethyltoluene	100		100		70-130	0		20
1,2,4,5-Tetramethylbenzene	82		87		70-130	6		20
Tetrahydrofuran	85		76		58-130	11		20
Ethyl ether	83		80		59-134	4		20
trans-1,4-Dichloro-2-butene	**67**	Q	**64**	Q	70-130	5		20

Lab Control Sample Analysis
Batch Quality Control

Project Name: CPG YONKERS NY
Project Number: Not Specified

Lab Number: L1642351
Report Date: 01/05/17

Parameter	LCS %Recovery	Qual	LCSD %Recovery	Qual	%Recovery Limits	RPD	Qual	RPD Limits
Volatile Organics by GC/MS - Westborough Lab Associated sample(s): 01-04 Batch: WG966511-3 WG966511-4								
Iodomethane	**42**	Q	**47**	Q	70-130	11		20
Methyl cyclohexane	100		100		70-130	0		20

Surrogate	LCS %Recovery	Qual	LCSD %Recovery	Qual	Acceptance Criteria
1,2-Dichloroethane-d4	108		103		70-130
Toluene-d8	94		94		70-130
4-Bromofluorobenzene	90		90		70-130
Dibromofluoromethane	109		106		70-130

SEMIVOLATILES

Project Name: CPG YONKERS NY
Project Number: Not Specified
Lab Number: L1642351
Report Date: 01/05/17

SAMPLE RESULTS

Lab ID: L1642351-01
Client ID: MW-B-5
Sample Location: Not Specified
Matrix: Water
Analytical Method: 1,8270D
Analytical Date: 01/02/17 16:04
Analyst: KV

Date Collected: 12/28/16 10:35
Date Received: 12/28/16
Field Prep: Not Specified
Extraction Method: EPA 3510C
Extraction Date: 12/31/16 11:04

Parameter	Result	Qualifier	Units	RL	MDL	Dilution Factor
Semivolatile Organics by GC/MS - Westborough Lab						
Bis(2-chloroethyl)ether	ND		ug/l	2.0	0.67	1
3,3'-Dichlorobenzidine	ND		ug/l	5.0	1.4	1
2,4-Dinitrotoluene	ND		ug/l	5.0	0.84	1
2,6-Dinitrotoluene	ND		ug/l	5.0	1.1	1
4-Chlorophenyl phenyl ether	ND		ug/l	2.0	0.62	1
4-Bromophenyl phenyl ether	ND		ug/l	2.0	0.73	1
Bis(2-chloroisopropyl)ether	ND		ug/l	2.0	0.70	1
Bis(2-chloroethoxy)methane	ND		ug/l	5.0	0.63	1
Hexachlorocyclopentadiene	ND		ug/l	20	7.8	1
Isophorone	ND		ug/l	5.0	0.60	1
Nitrobenzene	ND		ug/l	2.0	0.75	1
NDPA/DPA	ND		ug/l	2.0	0.64	1
n-Nitrosodi-n-propylamine	ND		ug/l	5.0	0.70	1
Bis(2-ethylhexyl)phthalate	ND		ug/l	3.0	0.91	1
Butyl benzyl phthalate	ND		ug/l	5.0	1.3	1
Di-n-butylphthalate	ND		ug/l	5.0	0.69	1
Di-n-octylphthalate	ND		ug/l	5.0	1.1	1
Diethyl phthalate	ND		ug/l	5.0	0.63	1
Dimethyl phthalate	ND		ug/l	5.0	0.65	1
Biphenyl	ND		ug/l	2.0	0.76	1
4-Chloroaniline	ND		ug/l	5.0	0.63	1
2-Nitroaniline	ND		ug/l	5.0	1.1	1
3-Nitroaniline	ND		ug/l	5.0	1.2	1
4-Nitroaniline	ND		ug/l	5.0	1.3	1
Dibenzofuran	ND		ug/l	2.0	0.66	1
1,2,4,5-Tetrachlorobenzene	ND		ug/l	10	0.67	1
Acetophenone	ND		ug/l	5.0	0.85	1
2,4,6-Trichlorophenol	ND		ug/l	5.0	0.68	1
p-Chloro-m-cresol	ND		ug/l	2.0	0.62	1
2-Chlorophenol	ND		ug/l	2.0	0.63	1

Project Name: CPG YONKERS NY
Project Number: Not Specified
Lab Number: L1642351
Report Date: 01/05/17

SAMPLE RESULTS

Lab ID: L1642351-01
Client ID: MW-B-5
Sample Location: Not Specified
Date Collected: 12/28/16 10:35
Date Received: 12/28/16
Field Prep: Not Specified

Parameter	Result	Qualifier	Units	RL	MDL	Dilution Factor
Semivolatile Organics by GC/MS - Westborough Lab						
2,4-Dichlorophenol	ND		ug/l	5.0	0.77	1
2,4-Dimethylphenol	ND		ug/l	5.0	1.6	1
2-Nitrophenol	ND		ug/l	10	1.5	1
4-Nitrophenol	ND		ug/l	10	1.8	1
2,4-Dinitrophenol	ND		ug/l	20	5.5	1
4,6-Dinitro-o-cresol	ND		ug/l	10	2.1	1
Phenol	ND		ug/l	5.0	1.9	1
3-Methylphenol/4-Methylphenol	ND		ug/l	5.0	1.1	1
2,4,5-Trichlorophenol	ND		ug/l	5.0	0.72	1
Carbazole	ND		ug/l	2.0	0.63	1
Atrazine	ND		ug/l	10	1.8	1
Benzaldehyde	ND		ug/l	5.0	1.1	1
Caprolactam	ND		ug/l	10	3.6	1
2,3,4,6-Tetrachlorophenol	ND		ug/l	5.0	0.93	1

Project Name: CPG YONKERS NY
Project Number: Not Specified
Lab Number: L1642351
Report Date: 01/05/17

SAMPLE RESULTS

Lab ID: L1642351-01
Client ID: MW-B-5
Sample Location: Not Specified
Date Collected: 12/28/16 10:35
Date Received: 12/28/16
Field Prep: Not Specified

Parameter	Result	Qualifier	Units	RL	MDL	Dilution Factor
Semivolatile Organics by GC/MS - Westborough Lab						
Tentatively Identified Compounds						
Unknown Benzene	7.09	J	ug/l			1
Unknown	18.4	J	ug/l			1
Unknown Organic Acid	9.34	J	ug/l			1
Unknown	19.3	J	ug/l			1
Unknown Benzene	7.31	J	ug/l			1
Unknown Organic Acid	6.90	J	ug/l			1
Unknown	6.42	J	ug/l			1
Unknown	7.44	J	ug/l			1
Unknown Benzene	52.8	J	ug/l			1
Unknown	8.51	J	ug/l			1
Unknown Benzene	34.1	J	ug/l			1
Unknown Phenol	8.54	J	ug/l			1
Unknown	7.97	J	ug/l			1
Unknown Benzene	11.2	J	ug/l			1
Unknown Benzene	30.9	J	ug/l			1
Unknown Organic Acid	6.48	J	ug/l			1
Unknown	9.88	J	ug/l			1
Unknown Benzene	9.51	J	ug/l			1
Unknown	7.27	J	ug/l			1
Unknown Benzene	11.8	J	ug/l			1

Surrogate	% Recovery	Qualifier	Acceptance Criteria
2-Fluorophenol	47		21-120
Phenol-d6	35		10-120
Nitrobenzene-d5	82		23-120
2-Fluorobiphenyl	73		15-120
2,4,6-Tribromophenol	76		10-120
4-Terphenyl-d14	78		41-149

Project Name: CPG YONKERS NY
Project Number: Not Specified
Lab Number: L1642351
Report Date: 01/05/17

SAMPLE RESULTS

Lab ID: L1642351-01
Client ID: MW-B-5
Sample Location: Not Specified
Matrix: Water
Analytical Method: 1,8270D-SIM
Analytical Date: 01/03/17 10:44
Analyst: KL

Date Collected: 12/28/16 10:35
Date Received: 12/28/16
Field Prep: Not Specified
Extraction Method: EPA 3510C
Extraction Date: 12/31/16 11:13

Parameter	Result	Qualifier	Units	RL	MDL	Dilution Factor
Semivolatile Organics by GC/MS-SIM - Westborough Lab						
Acenaphthene	ND		ug/l	0.10	0.04	1
2-Chloronaphthalene	ND		ug/l	0.20	0.04	1
Fluoranthene	0.10	J	ug/l	0.20	0.04	1
Hexachlorobutadiene	ND		ug/l	0.50	0.04	1
Naphthalene	1.2		ug/l	0.20	0.04	1
Benzo(a)anthracene	0.03	J	ug/l	0.20	0.02	1
Benzo(a)pyrene	ND		ug/l	0.20	0.04	1
Benzo(b)fluoranthene	0.02	J	ug/l	0.20	0.02	1
Benzo(k)fluoranthene	ND		ug/l	0.20	0.04	1
Chrysene	ND		ug/l	0.20	0.04	1
Acenaphthylene	ND		ug/l	0.20	0.04	1
Anthracene	0.04	J	ug/l	0.20	0.04	1
Benzo(ghi)perylene	ND		ug/l	0.20	0.04	1
Fluorene	0.05	J	ug/l	0.20	0.04	1
Phenanthrene	0.19	J	ug/l	0.20	0.02	1
Dibenzo(a,h)anthracene	ND		ug/l	0.20	0.04	1
Indeno(1,2,3-cd)pyrene	ND		ug/l	0.20	0.04	1
Pyrene	0.10	J	ug/l	0.20	0.04	1
2-Methylnaphthalene	1.4		ug/l	0.20	0.05	1
Pentachlorophenol	ND		ug/l	0.80	0.22	1
Hexachlorobenzene	ND		ug/l	0.80	0.03	1
Hexachloroethane	ND		ug/l	0.80	0.03	1

Project Name: CPG YONKERS NY **Lab Number:** L1642351

Project Number: Not Specified **Report Date:** 01/05/17

SAMPLE RESULTS

Lab ID: L1642351-01 Date Collected: 12/28/16 10:35

Client ID: MW-B-5 Date Received: 12/28/16

Sample Location: Not Specified Field Prep: Not Specified

Parameter	Result	Qualifier	Units	RL	MDL	Dilution Factor

Semivolatile Organics by GC/MS-SIM - Westborough Lab

Surrogate	% Recovery	Qualifier	Acceptance Criteria
2-Fluorophenol	38		21-120
Phenol-d6	28		10-120
Nitrobenzene-d5	61		23-120
2-Fluorobiphenyl	66		15-120
2,4,6-Tribromophenol	102		10-120
4-Terphenyl-d14	57		41-149

Project Name: CPG YONKERS NY
Project Number: Not Specified
Lab Number: L1642351
Report Date: 01/05/17

SAMPLE RESULTS

Lab ID: L1642351-02
Client ID: MW-B-10
Sample Location: Not Specified
Matrix: Water
Analytical Method: 1,8270D
Analytical Date: 01/02/17 16:29
Analyst: KV

Date Collected: 12/28/16 11:50
Date Received: 12/28/16
Field Prep: Not Specified
Extraction Method: EPA 3510C
Extraction Date: 12/31/16 11:04

Parameter	Result	Qualifier	Units	RL	MDL	Dilution Factor
Semivolatile Organics by GC/MS - Westborough Lab						
Bis(2-chloroethyl)ether	ND		ug/l	2.0	0.67	1
3,3'-Dichlorobenzidine	ND		ug/l	5.0	1.4	1
2,4-Dinitrotoluene	ND		ug/l	5.0	0.84	1
2,6-Dinitrotoluene	ND		ug/l	5.0	1.1	1
4-Chlorophenyl phenyl ether	ND		ug/l	2.0	0.62	1
4-Bromophenyl phenyl ether	ND		ug/l	2.0	0.73	1
Bis(2-chloroisopropyl)ether	ND		ug/l	2.0	0.70	1
Bis(2-chloroethoxy)methane	ND		ug/l	5.0	0.63	1
Hexachlorocyclopentadiene	ND		ug/l	20	7.8	1
Isophorone	ND		ug/l	5.0	0.60	1
Nitrobenzene	ND		ug/l	2.0	0.75	1
NDPA/DPA	ND		ug/l	2.0	0.64	1
n-Nitrosodi-n-propylamine	ND		ug/l	5.0	0.70	1
Bis(2-ethylhexyl)phthalate	ND		ug/l	3.0	0.91	1
Butyl benzyl phthalate	ND		ug/l	5.0	1.3	1
Di-n-butylphthalate	ND		ug/l	5.0	0.69	1
Di-n-octylphthalate	ND		ug/l	5.0	1.1	1
Diethyl phthalate	ND		ug/l	5.0	0.63	1
Dimethyl phthalate	ND		ug/l	5.0	0.65	1
Biphenyl	ND		ug/l	2.0	0.76	1
4-Chloroaniline	ND		ug/l	5.0	0.63	1
2-Nitroaniline	ND		ug/l	5.0	1.1	1
3-Nitroaniline	ND		ug/l	5.0	1.2	1
4-Nitroaniline	ND		ug/l	5.0	1.3	1
Dibenzofuran	ND		ug/l	2.0	0.66	1
1,2,4,5-Tetrachlorobenzene	ND		ug/l	10	0.67	1
Acetophenone	ND		ug/l	5.0	0.85	1
2,4,6-Trichlorophenol	ND		ug/l	5.0	0.68	1
p-Chloro-m-cresol	ND		ug/l	2.0	0.62	1
2-Chlorophenol	ND		ug/l	2.0	0.63	1

Project Name: CPG YONKERS NY
Project Number: Not Specified
Lab Number: L1642351
Report Date: 01/05/17

SAMPLE RESULTS

Lab ID: L1642351-02
Client ID: MW-B-10
Sample Location: Not Specified
Date Collected: 12/28/16 11:50
Date Received: 12/28/16
Field Prep: Not Specified

Parameter	Result	Qualifier	Units	RL	MDL	Dilution Factor
Semivolatile Organics by GC/MS - Westborough Lab						
2,4-Dichlorophenol	ND		ug/l	5.0	0.77	1
2,4-Dimethylphenol	ND		ug/l	5.0	1.6	1
2-Nitrophenol	ND		ug/l	10	1.5	1
4-Nitrophenol	ND		ug/l	10	1.8	1
2,4-Dinitrophenol	ND		ug/l	20	5.5	1
4,6-Dinitro-o-cresol	ND		ug/l	10	2.1	1
Phenol	ND		ug/l	5.0	1.9	1
3-Methylphenol/4-Methylphenol	ND		ug/l	5.0	1.1	1
2,4,5-Trichlorophenol	ND		ug/l	5.0	0.72	1
Carbazole	ND		ug/l	2.0	0.63	1
Atrazine	ND		ug/l	10	1.8	1
Benzaldehyde	ND		ug/l	5.0	1.1	1
Caprolactam	ND		ug/l	10	3.6	1
2,3,4,6-Tetrachlorophenol	ND		ug/l	5.0	0.93	1

Tentatively Identified Compounds

No Tentatively Identified Compounds	ND		ug/l	1

Surrogate	% Recovery	Qualifier	Acceptance Criteria
2-Fluorophenol	48		21-120
Phenol-d6	34		10-120
Nitrobenzene-d5	79		23-120
2-Fluorobiphenyl	73		15-120
2,4,6-Tribromophenol	70		10-120
4-Terphenyl-d14	74		41-149

Project Name: CPG YONKERS NY
Project Number: Not Specified
Lab Number: L1642351
Report Date: 01/05/17

SAMPLE RESULTS

Lab ID: L1642351-02
Client ID: MW-B-10
Sample Location: Not Specified
Matrix: Water
Analytical Method: 1,8270D-SIM
Analytical Date: 01/03/17 11:09
Analyst: KL

Date Collected: 12/28/16 11:50
Date Received: 12/28/16
Field Prep: Not Specified
Extraction Method: EPA 3510C
Extraction Date: 12/31/16 11:13

Parameter	Result	Qualifier	Units	RL	MDL	Dilution Factor
Semivolatile Organics by GC/MS-SIM - Westborough Lab						
Acenaphthene	ND		ug/l	0.10	0.04	1
2-Chloronaphthalene	ND		ug/l	0.20	0.04	1
Fluoranthene	0.13	J	ug/l	0.20	0.04	1
Hexachlorobutadiene	ND		ug/l	0.50	0.04	1
Naphthalene	0.06	J	ug/l	0.20	0.04	1
Benzo(a)anthracene	0.03	J	ug/l	0.20	0.02	1
Benzo(a)pyrene	ND		ug/l	0.20	0.04	1
Benzo(b)fluoranthene	ND		ug/l	0.20	0.02	1
Benzo(k)fluoranthene	ND		ug/l	0.20	0.04	1
Chrysene	ND		ug/l	0.20	0.04	1
Acenaphthylene	ND		ug/l	0.20	0.04	1
Anthracene	ND		ug/l	0.20	0.04	1
Benzo(ghi)perylene	ND		ug/l	0.20	0.04	1
Fluorene	ND		ug/l	0.20	0.04	1
Phenanthrene	0.27		ug/l	0.20	0.02	1
Dibenzo(a,h)anthracene	ND		ug/l	0.20	0.04	1
Indeno(1,2,3-cd)pyrene	ND		ug/l	0.20	0.04	1
Pyrene	0.14	J	ug/l	0.20	0.04	1
2-Methylnaphthalene	ND		ug/l	0.20	0.05	1
Pentachlorophenol	ND		ug/l	0.80	0.22	1
Hexachlorobenzene	ND		ug/l	0.80	0.03	1
Hexachloroethane	ND		ug/l	0.80	0.03	1

Project Name: CPG YONKERS NY **Lab Number:** L1642351

Project Number: Not Specified **Report Date:** 01/05/17

SAMPLE RESULTS

Lab ID: L1642351-02 Date Collected: 12/28/16 11:50

Client ID: MW-B-10 Date Received: 12/28/16

Sample Location: Not Specified Field Prep: Not Specified

Parameter	Result	Qualifier	Units	RL	MDL	Dilution Factor

Semivolatile Organics by GC/MS-SIM - Westborough Lab

Surrogate	% Recovery	Qualifier	Acceptance Criteria
2-Fluorophenol	35		21-120
Phenol-d6	25		10-120
Nitrobenzene-d5	65		23-120
2-Fluorobiphenyl	85		15-120
2,4,6-Tribromophenol	68		10-120
4-Terphenyl-d14	52		41-149

Project Name: CPG YONKERS NY
Project Number: Not Specified
Lab Number: L1642351
Report Date: 01/05/17

SAMPLE RESULTS

Lab ID: L1642351-03
Client ID: MW-B-12
Sample Location: Not Specified
Matrix: Water
Analytical Method: 1,8270D
Analytical Date: 01/02/17 16:55
Analyst: KV

Date Collected: 12/28/16 13:00
Date Received: 12/28/16
Field Prep: Not Specified
Extraction Method: EPA 3510C
Extraction Date: 12/31/16 11:04

Parameter	Result	Qualifier	Units	RL	MDL	Dilution Factor
Semivolatile Organics by GC/MS - Westborough Lab						
Bis(2-chloroethyl)ether	ND		ug/l	2.0	0.67	1
3,3'-Dichlorobenzidine	ND		ug/l	5.0	1.4	1
2,4-Dinitrotoluene	ND		ug/l	5.0	0.84	1
2,6-Dinitrotoluene	ND		ug/l	5.0	1.1	1
4-Chlorophenyl phenyl ether	ND		ug/l	2.0	0.62	1
4-Bromophenyl phenyl ether	ND		ug/l	2.0	0.73	1
Bis(2-chloroisopropyl)ether	ND		ug/l	2.0	0.70	1
Bis(2-chloroethoxy)methane	ND		ug/l	5.0	0.63	1
Hexachlorocyclopentadiene	ND		ug/l	20	7.8	1
Isophorone	ND		ug/l	5.0	0.60	1
Nitrobenzene	ND		ug/l	2.0	0.75	1
NDPA/DPA	ND		ug/l	2.0	0.64	1
n-Nitrosodi-n-propylamine	ND		ug/l	5.0	0.70	1
Bis(2-ethylhexyl)phthalate	1.7	J	ug/l	3.0	0.91	1
Butyl benzyl phthalate	ND		ug/l	5.0	1.3	1
Di-n-butylphthalate	ND		ug/l	5.0	0.69	1
Di-n-octylphthalate	ND		ug/l	5.0	1.1	1
Diethyl phthalate	ND		ug/l	5.0	0.63	1
Dimethyl phthalate	ND		ug/l	5.0	0.65	1
Biphenyl	ND		ug/l	2.0	0.76	1
4-Chloroaniline	ND		ug/l	5.0	0.63	1
2-Nitroaniline	ND		ug/l	5.0	1.1	1
3-Nitroaniline	ND		ug/l	5.0	1.2	1
4-Nitroaniline	ND		ug/l	5.0	1.3	1
Dibenzofuran	ND		ug/l	2.0	0.66	1
1,2,4,5-Tetrachlorobenzene	ND		ug/l	10	0.67	1
Acetophenone	ND		ug/l	5.0	0.85	1
2,4,6-Trichlorophenol	ND		ug/l	5.0	0.68	1
p-Chloro-m-cresol	ND		ug/l	2.0	0.62	1
2-Chlorophenol	ND		ug/l	2.0	0.63	1

Project Name: CPG YONKERS NY **Lab Number:** L1642351

Project Number: Not Specified **Report Date:** 01/05/17

SAMPLE RESULTS

Lab ID: L1642351-03 Date Collected: 12/28/16 13:00

Client ID: MW-B-12 Date Received: 12/28/16

Sample Location: Not Specified Field Prep: Not Specified

Parameter	Result	Qualifier	Units	RL	MDL	Dilution Factor
Semivolatile Organics by GC/MS - Westborough Lab						
2,4-Dichlorophenol	ND		ug/l	5.0	0.77	1
2,4-Dimethylphenol	ND		ug/l	5.0	1.6	1
2-Nitrophenol	ND		ug/l	10	1.5	1
4-Nitrophenol	ND		ug/l	10	1.8	1
2,4-Dinitrophenol	ND		ug/l	20	5.5	1
4,6-Dinitro-o-cresol	ND		ug/l	10	2.1	1
Phenol	ND		ug/l	5.0	1.9	1
3-Methylphenol/4-Methylphenol	ND		ug/l	5.0	1.1	1
2,4,5-Trichlorophenol	ND		ug/l	5.0	0.72	1
Carbazole	ND		ug/l	2.0	0.63	1
Atrazine	ND		ug/l	10	1.8	1
Benzaldehyde	ND		ug/l	5.0	1.1	1
Caprolactam	ND		ug/l	10	3.6	1
2,3,4,6-Tetrachlorophenol	ND		ug/l	5.0	0.93	1

Tentatively Identified Compounds

No Tentatively Identified Compounds	ND		ug/l	1

Surrogate	% Recovery	Qualifier	Acceptance Criteria
2-Fluorophenol	35		21-120
Phenol-d6	28		10-120
Nitrobenzene-d5	77		23-120
2-Fluorobiphenyl	71		15-120
2,4,6-Tribromophenol	55		10-120
4-Terphenyl-d14	72		41-149

Project Name: CPG YONKERS NY
Project Number: Not Specified
Lab Number: L1642351
Report Date: 01/05/17

SAMPLE RESULTS

Lab ID: L1642351-03
Client ID: MW-B-12
Sample Location: Not Specified
Matrix: Water
Analytical Method: 1,8270D-SIM
Analytical Date: 01/03/17 11:34
Analyst: KL

Date Collected: 12/28/16 13:00
Date Received: 12/28/16
Field Prep: Not Specified
Extraction Method: EPA 3510C
Extraction Date: 12/31/16 11:13

Parameter	Result	Qualifier	Units	RL	MDL	Dilution Factor
Semivolatile Organics by GC/MS-SIM - Westborough Lab						
Acenaphthene	0.05	J	ug/l	0.10	0.04	1
2-Chloronaphthalene	ND		ug/l	0.20	0.04	1
Fluoranthene	0.29		ug/l	0.20	0.04	1
Hexachlorobutadiene	ND		ug/l	0.50	0.04	1
Naphthalene	0.09	J	ug/l	0.20	0.04	1
Benzo(a)anthracene	0.05	J	ug/l	0.20	0.02	1
Benzo(a)pyrene	ND		ug/l	0.20	0.04	1
Benzo(b)fluoranthene	0.02	J	ug/l	0.20	0.02	1
Benzo(k)fluoranthene	ND		ug/l	0.20	0.04	1
Chrysene	0.05	J	ug/l	0.20	0.04	1
Acenaphthylene	0.04	J	ug/l	0.20	0.04	1
Anthracene	0.07	J	ug/l	0.20	0.04	1
Benzo(ghi)perylene	ND		ug/l	0.20	0.04	1
Fluorene	0.09	J	ug/l	0.20	0.04	1
Phenanthrene	0.29		ug/l	0.20	0.02	1
Dibenzo(a,h)anthracene	ND		ug/l	0.20	0.04	1
Indeno(1,2,3-cd)pyrene	ND		ug/l	0.20	0.04	1
Pyrene	0.32		ug/l	0.20	0.04	1
2-Methylnaphthalene	ND		ug/l	0.20	0.05	1
Pentachlorophenol	ND		ug/l	0.80	0.22	1
Hexachlorobenzene	ND		ug/l	0.80	0.03	1
Hexachloroethane	ND		ug/l	0.80	0.03	1

Project Name: CPG YONKERS NY **Lab Number:** L1642351

Project Number: Not Specified **Report Date:** 01/05/17

SAMPLE RESULTS

Lab ID: L1642351-03 Date Collected: 12/28/16 13:00

Client ID: MW-B-12 Date Received: 12/28/16

Sample Location: Not Specified Field Prep: Not Specified

Parameter	Result	Qualifier	Units	RL	MDL	Dilution Factor

Semivolatile Organics by GC/MS-SIM - Westborough Lab

Surrogate	% Recovery	Qualifier	Acceptance Criteria
2-Fluorophenol	**19**	Q	21-120
Phenol-d6	16		10-120
Nitrobenzene-d5	67		23-120
2-Fluorobiphenyl	60		15-120
2,4,6-Tribromophenol	46		10-120
4-Terphenyl-d14	65		41-149

Project Name: CPG YONKERS NY
Project Number: Not Specified

Lab Number: L1642351
Report Date: 01/05/17

Method Blank Analysis
Batch Quality Control

Analytical Method: 1,8270D
Analytical Date: 01/02/17 14:48
Analyst: KV

Extraction Method: EPA 3510C
Extraction Date: 12/31/16 11:04

Parameter	Result	Qualifier	Units	RL	MDL
Semivolatile Organics by GC/MS - Westborough Lab for sample(s): 01-03 Batch: WG966270-1					
Bis(2-chloroethyl)ether	ND		ug/l	2.0	0.67
3,3'-Dichlorobenzidine	ND		ug/l	5.0	1.4
2,4-Dinitrotoluene	ND		ug/l	5.0	0.84
2,6-Dinitrotoluene	ND		ug/l	5.0	1.1
4-Chlorophenyl phenyl ether	ND		ug/l	2.0	0.62
4-Bromophenyl phenyl ether	ND		ug/l	2.0	0.73
Bis(2-chloroisopropyl)ether	ND		ug/l	2.0	0.70
Bis(2-chloroethoxy)methane	ND		ug/l	5.0	0.63
Hexachlorocyclopentadiene	ND		ug/l	20	7.8
Isophorone	ND		ug/l	5.0	0.60
Nitrobenzene	ND		ug/l	2.0	0.75
NDPA/DPA	ND		ug/l	2.0	0.64
n-Nitrosodi-n-propylamine	ND		ug/l	5.0	0.70
Bis(2-ethylhexyl)phthalate	ND		ug/l	3.0	0.91
Butyl benzyl phthalate	ND		ug/l	5.0	1.3
Di-n-butylphthalate	ND		ug/l	5.0	0.69
Di-n-octylphthalate	ND		ug/l	5.0	1.1
Diethyl phthalate	ND		ug/l	5.0	0.63
Dimethyl phthalate	ND		ug/l	5.0	0.65
Biphenyl	ND		ug/l	2.0	0.76
4-Chloroaniline	ND		ug/l	5.0	0.63
2-Nitroaniline	ND		ug/l	5.0	1.1
3-Nitroaniline	ND		ug/l	5.0	1.2
4-Nitroaniline	ND		ug/l	5.0	1.3
Dibenzofuran	ND		ug/l	2.0	0.66
1,2,4,5-Tetrachlorobenzene	ND		ug/l	10	0.67
Acetophenone	ND		ug/l	5.0	0.85
2,4,6-Trichlorophenol	ND		ug/l	5.0	0.68
p-Chloro-m-cresol	ND		ug/l	2.0	0.62

Project Name: CPG YONKERS NY
Project Number: Not Specified

Lab Number: L1642351
Report Date: 01/05/17

Method Blank Analysis
Batch Quality Control

Analytical Method: 1,8270D
Analytical Date: 01/02/17 14:48
Analyst: KV

Extraction Method: EPA 3510C
Extraction Date: 12/31/16 11:04

Parameter	Result	Qualifier	Units	RL	MDL
Semivolatile Organics by GC/MS - Westborough Lab for sample(s): 01-03 Batch: WG966270-1					
2-Chlorophenol	ND		ug/l	2.0	0.63
2,4-Dichlorophenol	ND		ug/l	5.0	0.77
2,4-Dimethylphenol	ND		ug/l	5.0	1.6
2-Nitrophenol	ND		ug/l	10	1.5
4-Nitrophenol	ND		ug/l	10	1.8
2,4-Dinitrophenol	ND		ug/l	20	5.5
4,6-Dinitro-o-cresol	ND		ug/l	10	2.1
Phenol	ND		ug/l	5.0	1.9
3-Methylphenol/4-Methylphenol	ND		ug/l	5.0	1.1
2,4,5-Trichlorophenol	ND		ug/l	5.0	0.72
Carbazole	ND		ug/l	2.0	0.63
Atrazine	ND		ug/l	10	1.8
Benzaldehyde	ND		ug/l	5.0	1.1
Caprolactam	ND		ug/l	10	3.6
2,3,4,6-Tetrachlorophenol	ND		ug/l	5.0	0.93

Tentatively Identified Compounds

No Tentatively Identified Compounds	ND	ug/l

Project Name: CPG YONKERS NY
Project Number: Not Specified

Lab Number: L1642351
Report Date: 01/05/17

Method Blank Analysis
Batch Quality Control

Analytical Method: 1,8270D
Analytical Date: 01/02/17 14:48
Analyst: KV

Extraction Method: EPA 3510C
Extraction Date: 12/31/16 11:04

Parameter	Result	Qualifier	Units	RL	MDL
Semivolatile Organics by GC/MS - Westborough Lab for sample(s): 01-03 Batch: WG966270-1					

Surrogate	%Recovery	Qualifier	Acceptance Criteria
2-Fluorophenol	45		21-120
Phenol-d6	32		10-120
Nitrobenzene-d5	71		23-120
2-Fluorobiphenyl	66		15-120
2,4,6-Tribromophenol	66		10-120
4-Terphenyl-d14	70		41-149

Project Name: CPG YONKERS NY
Project Number: Not Specified

Lab Number: L1642351
Report Date: 01/05/17

Method Blank Analysis
Batch Quality Control

Analytical Method: 1,8270D-SIM
Analytical Date: 01/03/17 08:08
Analyst: KL

Extraction Method: EPA 3510C
Extraction Date: 12/31/16 11:13

Parameter	Result	Qualifier	Units	RL	MDL
Semivolatile Organics by GC/MS-SIM - Westborough Lab for sample(s): 01-03 Batch: WG966271-1					
Acenaphthene	ND		ug/l	0.10	0.04
2-Chloronaphthalene	ND		ug/l	0.20	0.04
Fluoranthene	ND		ug/l	0.20	0.04
Hexachlorobutadiene	ND		ug/l	0.50	0.04
Naphthalene	ND		ug/l	0.20	0.04
Benzo(a)anthracene	ND		ug/l	0.20	0.02
Benzo(a)pyrene	ND		ug/l	0.20	0.04
Benzo(b)fluoranthene	ND		ug/l	0.20	0.02
Benzo(k)fluoranthene	ND		ug/l	0.20	0.04
Chrysene	ND		ug/l	0.20	0.04
Acenaphthylene	ND		ug/l	0.20	0.04
Anthracene	ND		ug/l	0.20	0.04
Benzo(ghi)perylene	ND		ug/l	0.20	0.04
Fluorene	ND		ug/l	0.20	0.04
Phenanthrene	ND		ug/l	0.20	0.02
Dibenzo(a,h)anthracene	ND		ug/l	0.20	0.04
Indeno(1,2,3-cd)pyrene	ND		ug/l	0.20	0.04
Pyrene	ND		ug/l	0.20	0.04
2-Methylnaphthalene	ND		ug/l	0.20	0.05
Pentachlorophenol	ND		ug/l	0.80	0.22
Hexachlorobenzene	ND		ug/l	0.80	0.03
Hexachloroethane	ND		ug/l	0.80	0.03

Project Name: CPG YONKERS NY
Project Number: Not Specified

Lab Number: L1642351
Report Date: 01/05/17

Method Blank Analysis
Batch Quality Control

Analytical Method: 1,8270D-SIM
Analytical Date: 01/03/17 08:08
Analyst: KL

Extraction Method: EPA 3510C
Extraction Date: 12/31/16 11:13

Parameter	Result	Qualifier	Units	RL	MDL
Semivolatile Organics by GC/MS-SIM - Westborough Lab for sample(s): 01-03 Batch: WG966271-1					

Surrogate	%Recovery	Qualifier	Acceptance Criteria
2-Fluorophenol	38		21-120
Phenol-d6	26		10-120
Nitrobenzene-d5	81		23-120
2-Fluorobiphenyl	59		15-120
2,4,6-Tribromophenol	84		10-120
4-Terphenyl-d14	62		41-149

Lab Control Sample Analysis
Batch Quality Control

Project Name: CPG YONKERS NY
Project Number: Not Specified

Lab Number: L1642351
Report Date: 01/05/17

Parameter	LCS %Recovery	Qual	LCSD %Recovery	Qual	%Recovery Limits	RPD	Qual	RPD Limits
Semivolatile Organics by GC/MS - Westborough Lab Associated sample(s): 01-03 Batch: WG966270-2 WG966270-3								
Acenaphthene	81		85		37-111	5		30
Benzidine	11		14		10-75	24		30
1,2,4-Trichlorobenzene	75		78		39-98	4		30
Hexachlorobenzene	83		84		40-140	1		30
Bis(2-chloroethyl)ether	84		86		40-140	2		30
2-Chloronaphthalene	81		83		40-140	2		30
1,2-Dichlorobenzene	72		74		40-140	3		30
1,3-Dichlorobenzene	68		72		40-140	6		30
1,4-Dichlorobenzene	70		72		36-97	3		30
3,3'-Dichlorobenzidine	71		73		40-140	3		30
2,4-Dinitrotoluene	94		95		48-143	1		30
2,6-Dinitrotoluene	95		94		40-140	1		30
Azobenzene	90		92		40-140	2		30
Fluoranthene	85		84		40-140	1		30
4-Chlorophenyl phenyl ether	82		84		40-140	2		30
4-Bromophenyl phenyl ether	83		84		40-140	1		30
Bis(2-chloroisopropyl)ether	84		87		40-140	4		30
Bis(2-chloroethoxy)methane	90		94		40-140	4		30
Hexachlorobutadiene	66		71		40-140	7		30
Hexachlorocyclopentadiene	69		70		40-140	1		30
Hexachloroethane	66		73		40-140	10		30

Lab Control Sample Analysis
Batch Quality Control

Project Name: CPG YONKERS NY
Project Number: Not Specified

Lab Number: L1642351
Report Date: 01/05/17

Parameter	LCS %Recovery	Qual	LCSD %Recovery	Qual	%Recovery Limits	RPD	Qual	RPD Limits
Semivolatile Organics by GC/MS - Westborough Lab Associated sample(s): 01-03 Batch: WG966270-2 WG966270-3								
Isophorone	88		89		40-140	1		30
Naphthalene	76		78		40-140	3		30
Nitrobenzene	90		93		40-140	3		30
NDPA/DPA	83		86		40-140	4		30
n-Nitrosodi-n-propylamine	93		92		29-132	1		30
Bis(2-ethylhexyl)phthalate	92		94		40-140	2		30
Butyl benzyl phthalate	92		92		40-140	0		30
Di-n-butylphthalate	86		86		40-140	0		30
Di-n-octylphthalate	96		98		40-140	2		30
Diethyl phthalate	86		87		40-140	1		30
Dimethyl phthalate	87		87		40-140	0		30
Benzo(a)anthracene	84		86		40-140	2		30
Benzo(a)pyrene	86		88		40-140	2		30
Benzo(b)fluoranthene	86		89		40-140	3		30
Benzo(k)fluoranthene	83		86		40-140	4		30
Chrysene	83		85		40-140	2		30
Acenaphthylene	82		84		45-123	2		30
Anthracene	84		83		40-140	1		30
Benzo(ghi)perylene	83		85		40-140	2		30
Fluorene	84		86		40-140	2		30
Phenanthrene	83		83		40-140	0		30

Lab Control Sample Analysis
Batch Quality Control

Project Name: CPG YONKERS NY
Project Number: Not Specified

Lab Number: L1642351
Report Date: 01/05/17

Parameter	LCS %Recovery	Qual	LCSD %Recovery	Qual	%Recovery Limits	RPD	Qual	RPD Limits
Semivolatile Organics by GC/MS - Westborough Lab Associated sample(s): 01-03 Batch: WG966270-2 WG966270-3								
Dibenzo(a,h)anthracene	83		83		40-140	0		30
Indeno(1,2,3-cd)pyrene	86		86		40-140	0		30
Pyrene	83		83		26-127	0		30
Biphenyl	87		88		40-140	1		30
4-Chloroaniline	82		82		40-140	0		30
1-Methylnaphthalene	83		83		41-103	0		30
2-Nitroaniline	91		94		52-143	3		30
3-Nitroaniline	78		80		25-145	3		30
4-Nitroaniline	88		91		51-143	3		30
Dibenzofuran	79		83		40-140	5		30
2-Methylnaphthalene	80		82		40-140	2		30
1,2,4,5-Tetrachlorobenzene	80		81		2-134	1		30
Acetophenone	98		102		39-129	4		30
n-Nitrosodimethylamine	47		50		22-74	6		30
2,4,6-Trichlorophenol	94		94		30-130	0		30
p-Chloro-m-cresol	**99**	Q	**100**	Q	23-97	1		30
2-Chlorophenol	82		86		27-123	5		30
2,4-Dichlorophenol	96		97		30-130	1		30
2,4-Dimethylphenol	91		95		30-130	4		30
2-Nitrophenol	92		96		30-130	4		30
4-Nitrophenol	60		62		10-80	3		30

Lab Control Sample Analysis
Batch Quality Control

Project Name: CPG YONKERS NY
Project Number: Not Specified

Lab Number: L1642351
Report Date: 01/05/17

Parameter	LCS %Recovery	Qual	LCSD %Recovery	Qual	%Recovery Limits	RPD	Qual	RPD Limits
Semivolatile Organics by GC/MS - Westborough Lab Associated sample(s): 01-03 Batch: WG966270-2 WG966270-3								
2,4-Dinitrophenol	80		81		20-130	1		30
4,6-Dinitro-o-cresol	85		86		20-164	1		30
Pentachlorophenol	71		72		9-103	1		30
Phenol	40		42		12-110	5		30
2-Methylphenol	83		86		30-130	4		30
3-Methylphenol/4-Methylphenol	79		82		30-130	4		30
2,4,5-Trichlorophenol	93		92		30-130	1		30
Benzoic Acid	36		39		10-164	8		30
Benzyl Alcohol	83		86		26-116	4		30
Carbazole	86		86		55-144	0		30
Parathion, ethyl	95		93		40-140	2		30
Atrazine	96		98		40-140	2		30
Benzaldehyde	90		96		40-140	6		30
Caprolactam	30		30		10-130	0		30
2,3,4,6-Tetrachlorophenol	86		87		40-140	1		30

Lab Control Sample Analysis
Batch Quality Control

Project Name: CPG YONKERS NY
Project Number: Not Specified

Lab Number: L1642351
Report Date: 01/05/17

Parameter	LCS %Recovery	Qual	LCSD %Recovery	Qual	%Recovery Limits	RPD	Qual	RPD Limits
Semivolatile Organics by GC/MS - Westborough Lab Associated sample(s): 01-03 Batch: WG966270-2 WG966270-3								

Surrogate	LCS %Recovery	Qual	LCSD %Recovery	Qual	Acceptance Criteria
2-Fluorophenol	56		57		21-120
Phenol-d6	43		44		10-120
Nitrobenzene-d5	88		89		23-120
2-Fluorobiphenyl	80		77		15-120
2,4,6-Tribromophenol	78		79		10-120
4-Terphenyl-d14	78		76		41-149

Lab Control Sample Analysis
Batch Quality Control

Project Name: CPG YONKERS NY
Project Number: Not Specified

Lab Number: L1642351
Report Date: 01/05/17

Parameter	LCS %Recovery	Qual	LCSD %Recovery	Qual	%Recovery Limits	RPD	Qual	RPD Limits
Semivolatile Organics by GC/MS-SIM - Westborough Lab Associated sample(s): 01-03 Batch: WG966271-2 WG966271-3								
Acenaphthene	67		54		37-111	21		40
2-Chloronaphthalene	70		69		40-140	1		40
Fluoranthene	92		47		40-140	**65**	Q	40
Hexachlorobutadiene	69		61		40-140	12		40
Naphthalene	64		49		40-140	27		40
Benzo(a)anthracene	71		58		40-140	20		40
Benzo(a)pyrene	72		60		40-140	18		40
Benzo(b)fluoranthene	73		63		40-140	15		40
Benzo(k)fluoranthene	68		56		40-140	19		40
Chrysene	66		56		40-140	16		40
Acenaphthylene	74		74		40-140	0		40
Anthracene	72		57		40-140	23		40
Benzo(ghi)perylene	72		60		40-140	18		40
Fluorene	58		56		40-140	4		40
Phenanthrene	67		53		40-140	23		40
Dibenzo(a,h)anthracene	68		58		40-140	16		40
Indeno(1,2,3-cd)pyrene	70		59		40-140	17		40
Pyrene	90		40		26-127	**77**	Q	40
1-Methylnaphthalene	68		66		40-140	3		40
2-Methylnaphthalene	68		66		40-140	3		40
Pentachlorophenol	80		59		9-103	30		40

Lab Control Sample Analysis
Batch Quality Control

Project Name: CPG YONKERS NY
Project Number: Not Specified

Lab Number: L1642351
Report Date: 01/05/17

Parameter	LCS %Recovery	Qual	LCSD %Recovery	Qual	%Recovery Limits	RPD	Qual	RPD Limits
Semivolatile Organics by GC/MS-SIM - Westborough Lab Associated sample(s): 01-03 Batch: WG966271-2 WG966271-3								
Hexachlorobenzene	89		61		40-140	37		40
Hexachloroethane	71		51		40-140	33		40

Surrogate	LCS %Recovery	Qual	LCSD %Recovery	Qual	Acceptance Criteria
2-Fluorophenol	36		35		21-120
Phenol-d6	26		22		10-120
Nitrobenzene-d5	85		63		23-120
2-Fluorobiphenyl	67		65		15-120
2,4,6-Tribromophenol	62		60		10-120
4-Terphenyl-d14	81		**38**	Q	41-149

PCBS

Project Name: CPG YONKERS NY
Project Number: Not Specified
Lab Number: L1642351
Report Date: 01/05/17

SAMPLE RESULTS

Lab ID:	L1642351-01	Date Collected:	12/28/16 10:35
Client ID:	MW-B-5	Date Received:	12/28/16
Sample Location:	Not Specified	Field Prep:	Not Specified
Matrix:	Water	Extraction Method:	EPA 3510C
Analytical Method:	1,8082A	Extraction Date:	12/31/16 15:49
Analytical Date:	01/02/17 19:24	Cleanup Method:	EPA 3665A
Analyst:	JW	Cleanup Date:	01/02/17
		Cleanup Method:	EPA 3660B
		Cleanup Date:	01/02/17

Parameter	Result	Qualifier	Units	RL	MDL	Dilution Factor	Column
Polychlorinated Biphenyls by GC - Westborough Lab							
Aroclor 1016	ND		ug/l	0.083	0.055	1	A
Aroclor 1221	ND		ug/l	0.083	0.053	1	A
Aroclor 1232	ND		ug/l	0.083	0.031	1	A
Aroclor 1242	ND		ug/l	0.083	0.060	1	A
Aroclor 1248	ND		ug/l	0.083	0.051	1	A
Aroclor 1254	ND		ug/l	0.083	0.034	1	A
Aroclor 1260	ND		ug/l	0.083	0.032	1	A
Aroclor 1262	ND		ug/l	0.083	0.029	1	A
Aroclor 1268	ND		ug/l	0.083	0.038	1	A
PCBs, Total	ND		ug/l	0.083	0.029	1	A

Surrogate	% Recovery	Qualifier	Acceptance Criteria	Column
2,4,5,6-Tetrachloro-m-xylene	88		30-150	A
Decachlorobiphenyl	90		30-150	A
2,4,5,6-Tetrachloro-m-xylene	85		30-150	B
Decachlorobiphenyl	83		30-150	B

Project Name: CPG YONKERS NY
Project Number: Not Specified
Lab Number: L1642351
Report Date: 01/05/17

SAMPLE RESULTS

Lab ID:	L1642351-02	Date Collected:	12/28/16 11:50
Client ID:	MW-B-10	Date Received:	12/28/16
Sample Location:	Not Specified	Field Prep:	Not Specified
Matrix:	Water	Extraction Method:	EPA 3510C
Analytical Method:	1,8082A	Extraction Date:	12/31/16 15:49
Analytical Date:	01/02/17 19:38	Cleanup Method:	EPA 3665A
Analyst:	JW	Cleanup Date:	01/02/17
		Cleanup Method:	EPA 3660B
		Cleanup Date:	01/02/17

Parameter	Result	Qualifier	Units	RL	MDL	Dilution Factor	Column
Polychlorinated Biphenyls by GC - Westborough Lab							
Aroclor 1016	ND		ug/l	0.083	0.055	1	A
Aroclor 1221	ND		ug/l	0.083	0.053	1	A
Aroclor 1232	ND		ug/l	0.083	0.031	1	A
Aroclor 1242	ND		ug/l	0.083	0.060	1	A
Aroclor 1248	ND		ug/l	0.083	0.051	1	A
Aroclor 1254	ND		ug/l	0.083	0.034	1	A
Aroclor 1260	ND		ug/l	0.083	0.032	1	A
Aroclor 1262	ND		ug/l	0.083	0.029	1	A
Aroclor 1268	ND		ug/l	0.083	0.038	1	A
PCBs, Total	ND		ug/l	0.083	0.029	1	A

Surrogate	% Recovery	Qualifier	Acceptance Criteria	Column
2,4,5,6-Tetrachloro-m-xylene	89		30-150	A
Decachlorobiphenyl	72		30-150	A
2,4,5,6-Tetrachloro-m-xylene	95		30-150	B
Decachlorobiphenyl	72		30-150	B

Project Name: CPG YONKERS NY
Project Number: Not Specified
Lab Number: L1642351
Report Date: 01/05/17

SAMPLE RESULTS

Lab ID:	L1642351-03	Date Collected:	12/28/16 13:00
Client ID:	MW-B-12	Date Received:	12/28/16
Sample Location:	Not Specified	Field Prep:	Not Specified
Matrix:	Water	Extraction Method:	EPA 3510C
Analytical Method:	1,8082A	Extraction Date:	12/31/16 15:49
Analytical Date:	01/02/17 19:51	Cleanup Method:	EPA 3665A
Analyst:	JW	Cleanup Date:	01/02/17
		Cleanup Method:	EPA 3660B
		Cleanup Date:	01/02/17

Parameter	Result	Qualifier	Units	RL	MDL	Dilution Factor	Column
Polychlorinated Biphenyls by GC - Westborough Lab							
Aroclor 1016	ND		ug/l	0.083	0.055	1	A
Aroclor 1221	ND		ug/l	0.083	0.053	1	A
Aroclor 1232	ND		ug/l	0.083	0.031	1	A
Aroclor 1242	ND		ug/l	0.083	0.060	1	A
Aroclor 1248	ND		ug/l	0.083	0.051	1	A
Aroclor 1254	ND		ug/l	0.083	0.034	1	A
Aroclor 1260	ND		ug/l	0.083	0.032	1	A
Aroclor 1262	ND		ug/l	0.083	0.029	1	A
Aroclor 1268	ND		ug/l	0.083	0.038	1	A
PCBs, Total	ND		ug/l	0.083	0.029	1	A

Surrogate	% Recovery	Qualifier	Acceptance Criteria	Column
2,4,5,6-Tetrachloro-m-xylene	84		30-150	A
Decachlorobiphenyl	66		30-150	A
2,4,5,6-Tetrachloro-m-xylene	87		30-150	B
Decachlorobiphenyl	63		30-150	B

Project Name: CPG YONKERS NY
Project Number: Not Specified

Lab Number: L1642351
Report Date: 01/05/17

Method Blank Analysis
Batch Quality Control

Analytical Method: 1,8082A
Analytical Date: 01/02/17 20:19
Analyst: JW

Extraction Method: EPA 3510C
Extraction Date: 12/31/16 15:49
Cleanup Method: EPA 3665A
Cleanup Date: 01/02/17
Cleanup Method: EPA 3660B
Cleanup Date: 01/02/17

Parameter	Result	Qualifier	Units	RL	MDL	Column
Polychlorinated Biphenyls by GC - Westborough Lab for sample(s): 01-03 Batch: WG966290-1						
Aroclor 1016	ND		ug/l	0.083	0.055	A
Aroclor 1221	ND		ug/l	0.083	0.053	A
Aroclor 1232	ND		ug/l	0.083	0.031	A
Aroclor 1242	ND		ug/l	0.083	0.060	A
Aroclor 1248	ND		ug/l	0.083	0.051	A
Aroclor 1254	ND		ug/l	0.083	0.034	A
Aroclor 1260	ND		ug/l	0.083	0.032	A
Aroclor 1262	ND		ug/l	0.083	0.029	A
Aroclor 1268	ND		ug/l	0.083	0.038	A
PCBs, Total	ND		ug/l	0.083	0.029	A

Surrogate	%Recovery	Qualifier	Acceptance Criteria	Column
2,4,5,6-Tetrachloro-m-xylene	85		30-150	A
Decachlorobiphenyl	76		30-150	A
2,4,5,6-Tetrachloro-m-xylene	89		30-150	B
Decachlorobiphenyl	71		30-150	B

Lab Control Sample Analysis
Batch Quality Control

Project Name: CPG YONKERS NY
Project Number: Not Specified

Lab Number: L1642351
Report Date: 01/05/17

Parameter	LCS %Recovery	Qual	LCSD %Recovery	Qual	%Recovery Limits	RPD	Qual	RPD Limits	Column
Polychlorinated Biphenyls by GC - Westborough Lab Associated sample(s): 01-03 Batch: WG966290-2 WG966290-3									
Aroclor 1016	88		86		40-140	3		50	A
Aroclor 1260	84		82		40-140	2		50	A

Surrogate	LCS %Recovery	Qual	LCSD %Recovery	Qual	Acceptance Criteria	Column
2,4,5,6-Tetrachloro-m-xylene	84		80		30-150	A
Decachlorobiphenyl	78		66		30-150	A
2,4,5,6-Tetrachloro-m-xylene	87		82		30-150	B
Decachlorobiphenyl	75		61		30-150	B

PESTICIDES

Project Name: CPG YONKERS NY
Project Number: Not Specified
Lab Number: L1642351
Report Date: 01/05/17

SAMPLE RESULTS

Lab ID: L1642351-01
Client ID: MW-B-5
Sample Location: Not Specified
Matrix: Water
Analytical Method: 1,8081B
Analytical Date: 01/03/17 22:39
Analyst: JW

Date Collected: 12/28/16 10:35
Date Received: 12/28/16
Field Prep: Not Specified
Extraction Method: EPA 3510C
Extraction Date: 12/31/16 16:39

Parameter	Result	Qualifier	Units	RL	MDL	Dilution Factor	Column
Organochlorine Pesticides by GC - Westborough Lab							
Delta-BHC	ND		ug/l	0.020	0.005	1	A
Lindane	ND		ug/l	0.020	0.004	1	A
Alpha-BHC	ND		ug/l	0.020	0.004	1	A
Beta-BHC	ND		ug/l	0.020	0.006	1	A
Heptachlor	ND		ug/l	0.020	0.003	1	A
Aldrin	ND		ug/l	0.020	0.002	1	A
Heptachlor epoxide	ND		ug/l	0.020	0.004	1	A
Endrin	ND		ug/l	0.040	0.004	1	A
Endrin aldehyde	ND		ug/l	0.040	0.008	1	A
Endrin ketone	ND		ug/l	0.040	0.005	1	A
Dieldrin	ND		ug/l	0.040	0.004	1	A
4,4'-DDE	ND		ug/l	0.040	0.004	1	A
4,4'-DDD	ND		ug/l	0.040	0.005	1	A
4,4'-DDT	ND		ug/l	0.040	0.004	1	A
Endosulfan I	ND		ug/l	0.020	0.003	1	A
Endosulfan II	ND		ug/l	0.040	0.005	1	A
Endosulfan sulfate	ND		ug/l	0.040	0.005	1	A
Methoxychlor	ND		ug/l	0.200	0.007	1	A
Toxaphene	ND		ug/l	0.200	0.063	1	A
cis-Chlordane	ND		ug/l	0.020	0.007	1	A
trans-Chlordane	ND		ug/l	0.020	0.006	1	A
Chlordane	ND		ug/l	0.200	0.046	1	A

Surrogate	% Recovery	Qualifier	Acceptance Criteria	Column
2,4,5,6-Tetrachloro-m-xylene	95		30-150	A
Decachlorobiphenyl	103		30-150	A
2,4,5,6-Tetrachloro-m-xylene	95		30-150	B
Decachlorobiphenyl	101		30-150	B

Project Name: CPG YONKERS NY
Project Number: Not Specified
Lab Number: L1642351
Report Date: 01/05/17

SAMPLE RESULTS

Lab ID: L1642351-02
Client ID: MW-B-10
Sample Location: Not Specified
Matrix: Water
Analytical Method: 1,8081B
Analytical Date: 01/03/17 22:52
Analyst: JW

Date Collected: 12/28/16 11:50
Date Received: 12/28/16
Field Prep: Not Specified
Extraction Method: EPA 3510C
Extraction Date: 12/31/16 16:39

Parameter	Result	Qualifier	Units	RL	MDL	Dilution Factor	Column
Organochlorine Pesticides by GC - Westborough Lab							
Delta-BHC	ND		ug/l	0.020	0.005	1	A
Lindane	ND		ug/l	0.020	0.004	1	A
Alpha-BHC	ND		ug/l	0.020	0.004	1	A
Beta-BHC	ND		ug/l	0.020	0.006	1	A
Heptachlor	ND		ug/l	0.020	0.003	1	A
Aldrin	ND		ug/l	0.020	0.002	1	A
Heptachlor epoxide	ND		ug/l	0.020	0.004	1	A
Endrin	ND		ug/l	0.040	0.004	1	A
Endrin aldehyde	ND		ug/l	0.040	0.008	1	A
Endrin ketone	ND		ug/l	0.040	0.005	1	A
Dieldrin	ND		ug/l	0.040	0.004	1	A
4,4'-DDE	ND		ug/l	0.040	0.004	1	A
4,4'-DDD	ND		ug/l	0.040	0.005	1	A
4,4'-DDT	ND		ug/l	0.040	0.004	1	A
Endosulfan I	ND		ug/l	0.020	0.003	1	A
Endosulfan II	ND		ug/l	0.040	0.005	1	A
Endosulfan sulfate	ND		ug/l	0.040	0.005	1	A
Methoxychlor	ND		ug/l	0.200	0.007	1	A
Toxaphene	ND		ug/l	0.200	0.063	1	A
cis-Chlordane	ND		ug/l	0.020	0.007	1	A
trans-Chlordane	ND		ug/l	0.020	0.006	1	A
Chlordane	ND		ug/l	0.200	0.046	1	A

Surrogate	% Recovery	Qualifier	Acceptance Criteria	Column
2,4,5,6-Tetrachloro-m-xylene	76		30-150	A
Decachlorobiphenyl	70		30-150	A
2,4,5,6-Tetrachloro-m-xylene	82		30-150	B
Decachlorobiphenyl	78		30-150	B

Project Name: CPG YONKERS NY
Project Number: Not Specified
Lab Number: L1642351
Report Date: 01/05/17

SAMPLE RESULTS

Lab ID: L1642351-03
Client ID: MW-B-12
Sample Location: Not Specified
Matrix: Water
Analytical Method: 1,8081B
Analytical Date: 01/03/17 23:05
Analyst: JW

Date Collected: 12/28/16 13:00
Date Received: 12/28/16
Field Prep: Not Specified
Extraction Method: EPA 3510C
Extraction Date: 12/31/16 16:39

Parameter	Result	Qualifier	Units	RL	MDL	Dilution Factor	Column
Organochlorine Pesticides by GC - Westborough Lab							
Delta-BHC	ND		ug/l	0.020	0.005	1	A
Lindane	ND		ug/l	0.020	0.004	1	A
Alpha-BHC	ND		ug/l	0.020	0.004	1	A
Beta-BHC	ND		ug/l	0.020	0.006	1	A
Heptachlor	ND		ug/l	0.020	0.003	1	A
Aldrin	ND		ug/l	0.020	0.002	1	A
Heptachlor epoxide	ND		ug/l	0.020	0.004	1	A
Endrin	ND		ug/l	0.040	0.004	1	A
Endrin aldehyde	ND		ug/l	0.040	0.008	1	A
Endrin ketone	ND		ug/l	0.040	0.005	1	A
Dieldrin	ND		ug/l	0.040	0.004	1	A
4,4'-DDE	ND		ug/l	0.040	0.004	1	A
4,4'-DDD	ND		ug/l	0.040	0.005	1	A
4,4'-DDT	ND		ug/l	0.040	0.004	1	A
Endosulfan I	ND		ug/l	0.020	0.003	1	A
Endosulfan II	ND		ug/l	0.040	0.005	1	A
Endosulfan sulfate	ND		ug/l	0.040	0.005	1	A
Methoxychlor	ND		ug/l	0.200	0.007	1	A
Toxaphene	ND		ug/l	0.200	0.063	1	A
cis-Chlordane	ND		ug/l	0.020	0.007	1	A
trans-Chlordane	ND		ug/l	0.020	0.006	1	A
Chlordane	ND		ug/l	0.200	0.046	1	A

Surrogate	% Recovery	Qualifier	Acceptance Criteria	Column
2,4,5,6-Tetrachloro-m-xylene	84		30-150	A
Decachlorobiphenyl	83		30-150	A
2,4,5,6-Tetrachloro-m-xylene	91		30-150	B
Decachlorobiphenyl	93		30-150	B

Project Name: CPG YONKERS NY
Project Number: Not Specified

Lab Number: L1642351
Report Date: 01/05/17

Method Blank Analysis
Batch Quality Control

Analytical Method: 1,8081B
Analytical Date: 01/03/17 17:56
Analyst: KEG

Extraction Method: EPA 3510C
Extraction Date: 12/31/16 16:39

Parameter	Result	Qualifier	Units	RL	MDL	Column
Organochlorine Pesticides by GC - Westborough Lab for sample(s): 01-03 Batch: WG966295-1						
Delta-BHC	ND		ug/l	0.020	0.005	A
Lindane	ND		ug/l	0.020	0.004	A
Alpha-BHC	ND		ug/l	0.020	0.004	A
Beta-BHC	ND		ug/l	0.020	0.006	A
Heptachlor	ND		ug/l	0.020	0.003	A
Aldrin	ND		ug/l	0.020	0.002	A
Heptachlor epoxide	ND		ug/l	0.020	0.004	A
Endrin	ND		ug/l	0.040	0.004	A
Endrin aldehyde	ND		ug/l	0.040	0.008	A
Endrin ketone	ND		ug/l	0.040	0.005	A
Dieldrin	ND		ug/l	0.040	0.004	A
4,4'-DDE	ND		ug/l	0.040	0.004	A
4,4'-DDD	ND		ug/l	0.040	0.005	A
4,4'-DDT	ND		ug/l	0.040	0.004	A
Endosulfan I	ND		ug/l	0.020	0.003	A
Endosulfan II	ND		ug/l	0.040	0.005	A
Endosulfan sulfate	ND		ug/l	0.040	0.005	A
Methoxychlor	ND		ug/l	0.200	0.007	A
Toxaphene	ND		ug/l	0.200	0.063	A
cis-Chlordane	ND		ug/l	0.020	0.007	A
trans-Chlordane	ND		ug/l	0.020	0.006	A
Chlordane	ND		ug/l	0.200	0.046	A

Project Name: CPG YONKERS NY
Project Number: Not Specified

Lab Number: L1642351
Report Date: 01/05/17

Method Blank Analysis
Batch Quality Control

Analytical Method: 1,8081B
Analytical Date: 01/03/17 17:56
Analyst: KEG

Extraction Method: EPA 3510C
Extraction Date: 12/31/16 16:39

Parameter	Result	Qualifier	Units	RL	MDL
Organochlorine Pesticides by GC - Westborough Lab for sample(s): 01-03 Batch: WG966295-1					

Surrogate	%Recovery	Qualifier	Acceptance Criteria	Column
2,4,5,6-Tetrachloro-m-xylene	95		30-150	A
Decachlorobiphenyl	93		30-150	A
2,4,5,6-Tetrachloro-m-xylene	83		30-150	B
Decachlorobiphenyl	77		30-150	B

Lab Control Sample Analysis
Batch Quality Control

Project Name: CPG YONKERS NY
Project Number: Not Specified

Lab Number: L1642351
Report Date: 01/05/17

Parameter	LCS %Recovery	Qual	LCSD %Recovery	Qual	%Recovery Limits	RPD	Qual	RPD Limits	Column
Organochlorine Pesticides by GC - Westborough Lab Associated sample(s): 01-03 Batch: WG966295-2 WG966295-3									
Delta-BHC	113		112		30-150	1		20	A
Lindane	114		112		30-150	2		20	A
Alpha-BHC	124		121		30-150	2		20	A
Beta-BHC	112		114		30-150	2		20	A
Heptachlor	104		102		30-150	2		20	A
Aldrin	109		103		30-150	6		20	A
Heptachlor epoxide	115		114		30-150	1		20	A
Endrin	107		108		30-150	1		20	A
Endrin aldehyde	113		111		30-150	2		20	A
Endrin ketone	121		121		30-150	0		20	A
Dieldrin	120		118		30-150	2		20	A
4,4'-DDE	111		109		30-150	2		20	A
4,4'-DDD	110		110		30-150	0		20	A
4,4'-DDT	109		110		30-150	1		20	A
Endosulfan I	116		114		30-150	2		20	A
Endosulfan II	112		111		30-150	1		20	A
Endosulfan sulfate	121		123		30-150	2		20	A
Methoxychlor	116		118		30-150	2		20	A
cis-Chlordane	111		108		30-150	3		20	A
trans-Chlordane	111		109		30-150	2		20	A

Lab Control Sample Analysis
Batch Quality Control

Project Name: CPG YONKERS NY
Project Number: Not Specified

Lab Number: L1642351
Report Date: 01/05/17

Parameter	LCS %Recovery	Qual	LCSD %Recovery	Qual	%Recovery Limits	RPD	Qual	RPD Limits
Organochlorine Pesticides by GC - Westborough Lab Associated sample(s): 01-03 Batch: WG966295-2 WG966295-3								

Surrogate	LCS %Recovery	Qual	LCSD %Recovery	Qual	Acceptance Criteria	Column
2,4,5,6-Tetrachloro-m-xylene	93		83		30-150	A
Decachlorobiphenyl	97		92		30-150	A
2,4,5,6-Tetrachloro-m-xylene	81		72		30-150	B
Decachlorobiphenyl	80		75		30-150	B

METALS

Project Name: CPG YONKERS NY
Project Number: Not Specified
Lab Number: L1642351
Report Date: 01/05/17

SAMPLE RESULTS

Lab ID: L1642351-01
Client ID: MW-B-5
Sample Location: Not Specified
Matrix: Water

Date Collected: 12/28/16 10:35
Date Received: 12/28/16
Field Prep: Not Specified

Parameter	Result	Qualifier	Units	RL	MDL	Dilution Factor	Date Prepared	Date Analyzed	Prep Method	Analytical Method	Analyst
Total Metals - Mansfield Lab											
Aluminum, Total	0.26		mg/l	0.10	0.032	1	01/04/17 10:38	01/04/17 16:49	EPA 3005A	1,6010C	AB
Antimony, Total	0.0162	J	mg/l	0.0500	0.0071	1	01/04/17 10:38	01/04/17 16:49	EPA 3005A	1,6010C	AB
Arsenic, Total	0.0051		mg/l	0.0050	0.0019	1	01/04/17 10:38	01/04/17 16:49	EPA 3005A	1,6010C	AB
Barium, Total	0.165		mg/l	0.0100	0.0021	1	01/04/17 10:38	01/04/17 16:49	EPA 3005A	1,6010C	AB
Beryllium, Total	ND		mg/l	0.0050	0.0009	1	01/04/17 10:38	01/04/17 16:49	EPA 3005A	1,6010C	AB
Cadmium, Total	ND		mg/l	0.0050	0.0010	1	01/04/17 10:38	01/04/17 16:49	EPA 3005A	1,6010C	AB
Calcium, Total	98.		mg/l	0.10	0.035	1	01/04/17 10:38	01/04/17 16:49	EPA 3005A	1,6010C	AB
Chromium, Total	0.0032	J	mg/l	0.010	0.0021	1	01/04/17 10:38	01/04/17 16:49	EPA 3005A	1,6010C	AB
Cobalt, Total	ND		mg/l	0.0200	0.0017	1	01/04/17 10:38	01/04/17 16:49	EPA 3005A	1,6010C	AB
Copper, Total	0.0046	J	mg/l	0.0100	0.0022	1	01/04/17 10:38	01/04/17 16:49	EPA 3005A	1,6010C	AB
Iron, Total	0.60		mg/l	0.050	0.0090	1	01/04/17 10:38	01/04/17 16:49	EPA 3005A	1,6010C	AB
Lead, Total	0.0061	J	mg/l	0.0100	0.0027	1	01/04/17 10:38	01/04/17 16:49	EPA 3005A	1,6010C	AB
Magnesium, Total	31.		mg/l	0.10	0.015	1	01/04/17 10:38	01/04/17 16:49	EPA 3005A	1,6010C	AB
Manganese, Total	0.903		mg/l	0.0100	0.0016	1	01/04/17 10:38	01/04/17 16:49	EPA 3005A	1,6010C	AB
Mercury, Total	ND		mg/l	0.00020	0.00006	1	12/30/16 10:40	01/03/17 21:27	EPA 7470A	1,7470A	EA
Nickel, Total	0.0025	J	mg/l	0.0250	0.0024	1	01/04/17 10:38	01/04/17 16:49	EPA 3005A	1,6010C	AB
Potassium, Total	6.7		mg/l	2.5	0.24	1	01/04/17 10:38	01/04/17 16:49	EPA 3005A	1,6010C	AB
Selenium, Total	ND		mg/l	0.0100	0.0035	1	01/04/17 10:38	01/04/17 16:49	EPA 3005A	1,6010C	AB
Silver, Total	ND		mg/l	0.0070	0.0028	1	01/04/17 10:38	01/04/17 16:49	EPA 3005A	1,6010C	AB
Sodium, Total	270		mg/l	2.0	0.12	1	01/04/17 10:38	01/04/17 16:49	EPA 3005A	1,6010C	AB
Thallium, Total	ND		mg/l	0.0200	0.0025	1	01/04/17 10:38	01/04/17 16:49	EPA 3005A	1,6010C	AB
Vanadium, Total	0.0031	J	mg/l	0.0100	0.0020	1	01/04/17 10:38	01/04/17 16:49	EPA 3005A	1,6010C	AB
Zinc, Total	0.0053	J	mg/l	0.0500	0.0021	1	01/04/17 10:38	01/04/17 16:49	EPA 3005A	1,6010C	AB

Project Name: CPG YONKERS NY
Project Number: Not Specified
Lab Number: L1642351
Report Date: 01/05/17

SAMPLE RESULTS

Lab ID: L1642351-02
Client ID: MW-B-10
Sample Location: Not Specified
Matrix: Water

Date Collected: 12/28/16 11:50
Date Received: 12/28/16
Field Prep: Not Specified

Parameter	Result	Qualifier	Units	RL	MDL	Dilution Factor	Date Prepared	Date Analyzed	Prep Method	Analytical Method	Analyst
Total Metals - Mansfield Lab											
Aluminum, Total	25.		mg/l	0.10	0.032	1	01/04/17 10:38	01/04/17 16:54	EPA 3005A	1,6010C	AB
Antimony, Total	ND		mg/l	0.0500	0.0071	1	01/04/17 10:38	01/04/17 16:54	EPA 3005A	1,6010C	AB
Arsenic, Total	0.0078		mg/l	0.0050	0.0019	1	01/04/17 10:38	01/04/17 16:54	EPA 3005A	1,6010C	AB
Barium, Total	0.329		mg/l	0.0100	0.0021	1	01/04/17 10:38	01/04/17 16:54	EPA 3005A	1,6010C	AB
Beryllium, Total	ND		mg/l	0.0050	0.0009	1	01/04/17 10:38	01/04/17 16:54	EPA 3005A	1,6010C	AB
Cadmium, Total	ND		mg/l	0.0050	0.0010	1	01/04/17 10:38	01/04/17 16:54	EPA 3005A	1,6010C	AB
Calcium, Total	140		mg/l	0.10	0.035	1	01/04/17 10:38	01/04/17 16:54	EPA 3005A	1,6010C	AB
Chromium, Total	0.058		mg/l	0.010	0.0021	1	01/04/17 10:38	01/04/17 16:54	EPA 3005A	1,6010C	AB
Cobalt, Total	0.0236		mg/l	0.0200	0.0017	1	01/04/17 10:38	01/04/17 16:54	EPA 3005A	1,6010C	AB
Copper, Total	0.107		mg/l	0.0100	0.0022	1	01/04/17 10:38	01/04/17 16:54	EPA 3005A	1,6010C	AB
Iron, Total	32.		mg/l	0.050	0.0090	1	01/04/17 10:38	01/04/17 16:54	EPA 3005A	1,6010C	AB
Lead, Total	0.0109		mg/l	0.0100	0.0027	1	01/04/17 10:38	01/04/17 16:54	EPA 3005A	1,6010C	AB
Magnesium, Total	56.		mg/l	0.10	0.015	1	01/04/17 10:38	01/04/17 16:54	EPA 3005A	1,6010C	AB
Manganese, Total	2.14		mg/l	0.0100	0.0016	1	01/04/17 10:38	01/04/17 16:54	EPA 3005A	1,6010C	AB
Mercury, Total	ND		mg/l	0.00020	0.00006	1	12/30/16 10:40	01/03/17 21:29	EPA 7470A	1,7470A	EA
Nickel, Total	0.0567		mg/l	0.0250	0.0024	1	01/04/17 10:38	01/04/17 16:54	EPA 3005A	1,6010C	AB
Potassium, Total	7.5		mg/l	2.5	0.24	1	01/04/17 10:38	01/04/17 16:54	EPA 3005A	1,6010C	AB
Selenium, Total	ND		mg/l	0.0100	0.0035	1	01/04/17 10:38	01/04/17 16:54	EPA 3005A	1,6010C	AB
Silver, Total	ND		mg/l	0.0070	0.0028	1	01/04/17 10:38	01/04/17 16:54	EPA 3005A	1,6010C	AB
Sodium, Total	140		mg/l	2.0	0.12	1	01/04/17 10:38	01/04/17 16:54	EPA 3005A	1,6010C	AB
Thallium, Total	ND		mg/l	0.0200	0.0025	1	01/04/17 10:38	01/04/17 16:54	EPA 3005A	1,6010C	AB
Vanadium, Total	0.0296		mg/l	0.0100	0.0020	1	01/04/17 10:38	01/04/17 16:54	EPA 3005A	1,6010C	AB
Zinc, Total	0.0516		mg/l	0.0500	0.0021	1	01/04/17 10:38	01/04/17 16:54	EPA 3005A	1,6010C	AB

Project Name: CPG YONKERS NY
Project Number: Not Specified
Lab Number: L1642351
Report Date: 01/05/17

SAMPLE RESULTS

Lab ID: L1642351-03
Client ID: MW-B-12
Sample Location: Not Specified
Matrix: Water

Date Collected: 12/28/16 13:00
Date Received: 12/28/16
Field Prep: Not Specified

Parameter	Result	Qualifier	Units	RL	MDL	Dilution Factor	Date Prepared	Date Analyzed	Prep Method	Analytical Method	Analyst
Total Metals - Mansfield Lab											
Aluminum, Total	7.7		mg/l	0.10	0.032	1	01/04/17 10:38	01/04/17 16:58	EPA 3005A	1,6010C	AB
Antimony, Total	ND		mg/l	0.0500	0.0071	1	01/04/17 10:38	01/04/17 16:58	EPA 3005A	1,6010C	AB
Arsenic, Total	0.0060		mg/l	0.0050	0.0019	1	01/04/17 10:38	01/04/17 16:58	EPA 3005A	1,6010C	AB
Barium, Total	0.165		mg/l	0.0100	0.0021	1	01/04/17 10:38	01/04/17 16:58	EPA 3005A	1,6010C	AB
Beryllium, Total	ND		mg/l	0.0050	0.0009	1	01/04/17 10:38	01/04/17 16:58	EPA 3005A	1,6010C	AB
Cadmium, Total	ND		mg/l	0.0050	0.0010	1	01/04/17 10:38	01/04/17 16:58	EPA 3005A	1,6010C	AB
Calcium, Total	120		mg/l	0.10	0.035	1	01/04/17 10:38	01/04/17 16:58	EPA 3005A	1,6010C	AB
Chromium, Total	0.024		mg/l	0.010	0.0021	1	01/04/17 10:38	01/04/17 16:58	EPA 3005A	1,6010C	AB
Cobalt, Total	0.0066	J	mg/l	0.0200	0.0017	1	01/04/17 10:38	01/04/17 16:58	EPA 3005A	1,6010C	AB
Copper, Total	0.0321		mg/l	0.0100	0.0022	1	01/04/17 10:38	01/04/17 16:58	EPA 3005A	1,6010C	AB
Iron, Total	9.4		mg/l	0.050	0.0090	1	01/04/17 10:38	01/04/17 16:58	EPA 3005A	1,6010C	AB
Lead, Total	0.0056	J	mg/l	0.0100	0.0027	1	01/04/17 10:38	01/04/17 16:58	EPA 3005A	1,6010C	AB
Magnesium, Total	33.		mg/l	0.10	0.015	1	01/04/17 10:38	01/04/17 16:58	EPA 3005A	1,6010C	AB
Manganese, Total	0.667		mg/l	0.0100	0.0016	1	01/04/17 10:38	01/04/17 16:58	EPA 3005A	1,6010C	AB
Mercury, Total	ND		mg/l	0.00020	0.00006	1	12/30/16 10:40	01/03/17 21:31	EPA 7470A	1,7470A	EA
Nickel, Total	0.0190	J	mg/l	0.0250	0.0024	1	01/04/17 10:38	01/04/17 16:58	EPA 3005A	1,6010C	AB
Potassium, Total	8.0		mg/l	2.5	0.24	1	01/04/17 10:38	01/04/17 16:58	EPA 3005A	1,6010C	AB
Selenium, Total	ND		mg/l	0.0100	0.0035	1	01/04/17 10:38	01/04/17 16:58	EPA 3005A	1,6010C	AB
Silver, Total	ND		mg/l	0.0070	0.0028	1	01/04/17 10:38	01/04/17 16:58	EPA 3005A	1,6010C	AB
Sodium, Total	130		mg/l	2.0	0.12	1	01/04/17 10:38	01/04/17 16:58	EPA 3005A	1,6010C	AB
Thallium, Total	ND		mg/l	0.0200	0.0025	1	01/04/17 10:38	01/04/17 16:58	EPA 3005A	1,6010C	AB
Vanadium, Total	0.0129		mg/l	0.0100	0.0020	1	01/04/17 10:38	01/04/17 16:58	EPA 3005A	1,6010C	AB
Zinc, Total	0.0198	J	mg/l	0.0500	0.0021	1	01/04/17 10:38	01/04/17 16:58	EPA 3005A	1,6010C	AB

Project Name: CPG YONKERS NY **Lab Number:** L1642351

Project Number: Not Specified **Report Date:** 01/05/17

Method Blank Analysis
Batch Quality Control

Parameter	Result	Qualifier	Units	RL	MDL	Dilution Factor	Date Prepared	Date Analyzed	Analytical Method	Analyst
Total Metals - Mansfield Lab for sample(s): 01-03 Batch: WG965979-1										
Mercury, Total	ND		mg/l	0.00020	0.00006	1	12/30/16 10:40	01/03/17 21:14	1,7470A	EA

Prep Information

Digestion Method: EPA 7470A

Parameter	Result	Qualifier	Units	RL	MDL	Dilution Factor	Date Prepared	Date Analyzed	Analytical Method	Analyst
Total Metals - Mansfield Lab for sample(s): 01-03 Batch: WG966770-1										
Aluminum, Total	ND		mg/l	0.10	0.032	1	01/04/17 10:38	01/04/17 15:29	1,6010C	AB
Antimony, Total	ND		mg/l	0.0500	0.0071	1	01/04/17 10:38	01/04/17 15:29	1,6010C	AB
Arsenic, Total	0.0027	J	mg/l	0.0050	0.0019	1	01/04/17 10:38	01/04/17 15:29	1,6010C	AB
Barium, Total	ND		mg/l	0.0100	0.0021	1	01/04/17 10:38	01/04/17 15:29	1,6010C	AB
Beryllium, Total	ND		mg/l	0.0050	0.0009	1	01/04/17 10:38	01/04/17 15:29	1,6010C	AB
Cadmium, Total	ND		mg/l	0.0050	0.0010	1	01/04/17 10:38	01/04/17 15:29	1,6010C	AB
Calcium, Total	ND		mg/l	0.10	0.035	1	01/04/17 10:38	01/04/17 15:29	1,6010C	AB
Chromium, Total	ND		mg/l	0.010	0.0021	1	01/04/17 10:38	01/04/17 15:29	1,6010C	AB
Cobalt, Total	ND		mg/l	0.0200	0.0017	1	01/04/17 10:38	01/04/17 15:29	1,6010C	AB
Copper, Total	ND		mg/l	0.0100	0.0022	1	01/04/17 10:38	01/04/17 15:29	1,6010C	AB
Iron, Total	ND		mg/l	0.050	0.0090	1	01/04/17 10:38	01/04/17 15:29	1,6010C	AB
Lead, Total	ND		mg/l	0.0100	0.0027	1	01/04/17 10:38	01/04/17 15:29	1,6010C	AB
Magnesium, Total	ND		mg/l	0.10	0.015	1	01/04/17 10:38	01/04/17 15:29	1,6010C	AB
Manganese, Total	ND		mg/l	0.0100	0.0016	1	01/04/17 10:38	01/04/17 15:29	1,6010C	AB
Nickel, Total	ND		mg/l	0.0250	0.0024	1	01/04/17 10:38	01/04/17 15:29	1,6010C	AB
Potassium, Total	ND		mg/l	2.5	0.24	1	01/04/17 10:38	01/04/17 15:29	1,6010C	AB
Selenium, Total	ND		mg/l	0.0100	0.0035	1	01/04/17 10:38	01/04/17 15:29	1,6010C	AB
Silver, Total	ND		mg/l	0.0070	0.0028	1	01/04/17 10:38	01/04/17 15:29	1,6010C	AB
Sodium, Total	ND		mg/l	2.0	0.12	1	01/04/17 10:38	01/04/17 15:29	1,6010C	AB
Thallium, Total	ND		mg/l	0.0200	0.0025	1	01/04/17 10:38	01/04/17 15:29	1,6010C	AB
Vanadium, Total	ND		mg/l	0.0100	0.0020	1	01/04/17 10:38	01/04/17 15:29	1,6010C	AB
Zinc, Total	ND		mg/l	0.0500	0.0021	1	01/04/17 10:38	01/04/17 15:29	1,6010C	AB

Project Name: CPG YONKERS NY

Project Number: Not Specified

Lab Number: L1642351

Report Date: 01/05/17

Method Blank Analysis
Batch Quality Control

Prep Information

Digestion Method: EPA 3005A

Lab Control Sample Analysis
Batch Quality Control

Project Name: CPG YONKERS NY
Project Number: Not Specified

Lab Number: L1642351
Report Date: 01/05/17

Parameter	LCS %Recovery	Qual	LCSD %Recovery	Qual	%Recovery Limits	RPD	Qual	RPD Limits
Total Metals - Mansfield Lab Associated sample(s): 01-03 Batch: WG965979-2								
Mercury, Total	104		-		80-120	-		

Lab Control Sample Analysis
Batch Quality Control

Project Name: CPG YONKERS NY
Project Number: Not Specified

Lab Number: L1642351
Report Date: 01/05/17

Parameter	LCS %Recovery	LCSD %Recovery	%Recovery Limits	RPD	RPD Limits
Total Metals - Mansfield Lab Associated sample(s): 01-03 Batch: WG966770-2					
Aluminum, Total	100	-	80-120	-	
Antimony, Total	88	-	80-120	-	
Arsenic, Total	112	-	80-120	-	
Barium, Total	99	-	80-120	-	
Beryllium, Total	100	-	80-120	-	
Cadmium, Total	105	-	80-120	-	
Calcium, Total	100	-	80-120	-	
Chromium, Total	95	-	80-120	-	
Cobalt, Total	97	-	80-120	-	
Copper, Total	98	-	80-120	-	
Iron, Total	96	-	80-120	-	
Lead, Total	104	-	80-120	-	
Magnesium, Total	100	-	80-120	-	
Manganese, Total	100	-	80-120	-	
Nickel, Total	99	-	80-120	-	
Potassium, Total	98	-	80-120	-	
Selenium, Total	114	-	80-120	-	
Silver, Total	99	-	80-120	-	
Sodium, Total	100	-	80-120	-	
Thallium, Total	102	-	80-120	-	
Vanadium, Total	103	-	80-120	-	

Lab Control Sample Analysis
Batch Quality Control

Project Name: CPG YONKERS NY
Project Number: Not Specified

Lab Number: L1642351
Report Date: 01/05/17

Parameter	LCS %Recovery	LCSD %Recovery	%Recovery Limits	RPD	RPD Limits
Total Metals - Mansfield Lab Associated sample(s): 01-03 Batch: WG966770-2					
Zinc, Total	103	-	80-120	-	

Matrix Spike Analysis
Batch Quality Control

Project Name: CPG YONKERS NY
Project Number: Not Specified

Lab Number: L1642351
Report Date: 01/05/17

Parameter	Native Sample	MS Added	MS Found	MS %Recovery	Qual	MSD Found	MSD %Recovery	Qual	Recovery Limits	RPD	Qual	RPD Limits
Total Metals - Mansfield Lab Associated sample(s): 01-03 QC Batch ID: WG965979-3 QC Sample: L1642458-01 Client ID: MS Sample												
Mercury, Total	0.00009J	0.005	0.00474	95		-	-		75-125	-		20

Matrix Spike Analysis
Batch Quality Control

Project Name: CPG YONKERS NY
Project Number: Not Specified

Lab Number: L1642351
Report Date: 01/05/17

Parameter	Native Sample	MS Added	MS Found	MS %Recovery		MSD Found	MSD %Recovery	Recovery Limits	RPD	RPD Limits
Total Metals - Mansfield Lab Associated sample(s): 01-03 QC Batch ID: WG966770-3 QC Sample: L1641538-03 Client ID: MS Sample										
Aluminum, Total	0.25	2	2.3	102		-	-	75-125	-	20
Antimony, Total	ND	0.5	0.461	92		-	-	75-125	-	20
Arsenic, Total	0.005	0.12	0.135	108		-	-	75-125	-	20
Barium, Total	0.053	2	2.00	97		-	-	75-125	-	20
Beryllium, Total	ND	0.05	0.0492	98		-	-	75-125	-	20
Cadmium, Total	ND	0.051	0.0511	100		-	-	75-125	-	20
Calcium, Total	38.	10	45	**70**	Q	-	-	75-125	-	20
Chromium, Total	ND	0.2	0.19	95		-	-	75-125	-	20
Cobalt, Total	0.002J	0.5	0.463	93		-	-	75-125	-	20
Copper, Total	0.003J	0.25	0.250	100		-	-	75-125	-	20
Iron, Total	1.6	1	2.5	90		-	-	75-125	-	20
Lead, Total	ND	0.51	0.495	97		-	-	75-125	-	20
Magnesium, Total	9.6	10	18	84		-	-	75-125	-	20
Manganese, Total	0.179	0.5	0.653	95		-	-	75-125	-	20
Nickel, Total	ND	0.5	0.466	93		-	-	75-125	-	20
Potassium, Total	6.4	10	16	96		-	-	75-125	-	20
Selenium, Total	ND	0.12	0.130	108		-	-	75-125	-	20
Silver, Total	ND	0.05	0.0497	99		-	-	75-125	-	20
Sodium, Total	330	10	330	**0**	Q	-	-	75-125	-	20
Thallium, Total	ND	0.12	0.114	95		-	-	75-125	-	20
Vanadium, Total	ND	0.5	0.499	100		-	-	75-125	-	20

Matrix Spike Analysis
Batch Quality Control

Project Name: CPG YONKERS NY
Project Number: Not Specified

Lab Number: L1642351
Report Date: 01/05/17

Parameter	Native Sample	MS Added	MS Found	MS %Recovery	MSD Found	MSD %Recovery	Recovery Limits	RPD	RPD Limits
Total Metals - Mansfield Lab Associated sample(s): 01-03 QC Batch ID: WG966770-3 QC Sample: L1641538-03 Client ID: MS Sample									
Zinc, Total	0.034J	0.5	0.516	103	-	-	75-125	-	20

Lab Duplicate Analysis
Batch Quality Control

Project Name: CPG YONKERS NY
Project Number: Not Specified

Lab Number: L1642351
Report Date: 01/05/17

Parameter	Native Sample	Duplicate Sample	Units	RPD	Qual	RPD Limits
Total Metals - Mansfield Lab Associated sample(s): 01-03 QC Batch ID: WG965979-4 QC Sample: L1642458-01 Client ID: DUP Sample						
Mercury, Total	0.00009J	0.00008J	mg/l	NC		20

INORGANICS
&
MISCELLANEOUS

Project Name: CPG YONKERS NY
Project Number: Not Specified

Lab Number: L1642351
Report Date: 01/05/17

SAMPLE RESULTS

Lab ID: L1642351-01
Client ID: MW-B-5
Sample Location: Not Specified
Matrix: Water

Date Collected: 12/28/16 10:35
Date Received: 12/28/16
Field Prep: Not Specified

Parameter	Result	Qualifier	Units	RL	MDL	Dilution Factor	Date Prepared	Date Analyzed	Analytical Method	Analyst
General Chemistry - Westborough Lab										
Cyanide, Total	ND		mg/l	0.005	0.001	1	12/30/16 11:25	12/30/16 14:33	1,9010C/9012B	ML

Project Name: CPG YONKERS NY
Project Number: Not Specified

Lab Number: L1642351
Report Date: 01/05/17

SAMPLE RESULTS

Lab ID: L1642351-02
Client ID: MW-B-10
Sample Location: Not Specified
Matrix: Water

Date Collected: 12/28/16 11:50
Date Received: 12/28/16
Field Prep: Not Specified

Parameter	Result	Qualifier	Units	RL	MDL	Dilution Factor	Date Prepared	Date Analyzed	Analytical Method	Analyst
General Chemistry - Westborough Lab										
Cyanide, Total	0.003	J	mg/l	0.005	0.001	1	12/30/16 11:25	12/30/16 14:37	1,9010C/9012B	ML

Project Name: CPG YONKERS NY
Project Number: Not Specified

Lab Number: L1642351
Report Date: 01/05/17

SAMPLE RESULTS

Lab ID: L1642351-03
Client ID: MW-B-12
Sample Location: Not Specified
Matrix: Water

Date Collected: 12/28/16 13:00
Date Received: 12/28/16
Field Prep: Not Specified

Parameter	Result	Qualifier	Units	RL	MDL	Dilution Factor	Date Prepared	Date Analyzed	Analytical Method	Analyst
General Chemistry - Westborough Lab										
Cyanide, Total	0.002	J	mg/l	0.005	0.001	1	12/30/16 11:25	12/30/16 14:38	1,9010C/9012B	ML

Project Name: CPG YONKERS NY
Project Number: Not Specified
Lab Number: L1642351
Report Date: 01/05/17

Method Blank Analysis
Batch Quality Control

Parameter	Result	Qualifier	Units	RL	MDL	Dilution Factor	Date Prepared	Date Analyzed	Analytical Method	Analyst
General Chemistry - Westborough Lab for sample(s): 01-03 Batch: WG965980-1										
Cyanide, Total	0.002	J	mg/l	0.005	0.001	1	12/30/16 11:25	12/30/16 14:28	1,9010C/9012B	ML

Lab Control Sample Analysis
Batch Quality Control

Project Name: CPG YONKERS NY
Project Number: Not Specified

Lab Number: L1642351
Report Date: 01/05/17

Parameter	LCS %Recovery	Qual	LCSD %Recovery	Qual	%Recovery Limits	RPD	Qual	RPD Limits
General Chemistry - Westborough Lab Associated sample(s): 01-03 Batch: WG965980-2 WG965980-3								
Cyanide, Total	91		102		85-115	11		20

Matrix Spike Analysis
Batch Quality Control

Project Name: CPG YONKERS NY
Project Number: Not Specified

Lab Number: L1642351
Report Date: 01/05/17

Parameter	Native Sample	MS Added	MS Found	MS %Recovery	Qual	MSD Found	MSD %Recovery	Qual	Recovery Limits	RPD	Qual	RPD Limits
General Chemistry - Westborough Lab Associated sample(s): 01-03 QC Batch ID: WG965980-4 WG965980-5 QC Sample: L1642351-01 Client ID: MW-B-5												
Cyanide, Total	ND	0.2	0.189	94		0.193	96		80-120	2		20

Project Name: CPG YONKERS NY
Project Number: Not Specified

Lab Number: L1642351
Report Date: 01/05/17

Sample Receipt and Container Information

Were project specific reporting limits specified? YES

Cooler Information Custody Seal

Cooler	
A	Absent
B	Absent

Container Information

Container ID	Container Type	Cooler	pH	Temp deg C	Pres	Seal	Analysis(*)
L1642351-01A	Vial HCl preserved	A	N/A	4.8	Y	Absent	NYTCL-8260(14)
L1642351-01B	Vial HCl preserved	A	N/A	4.8	Y	Absent	NYTCL-8260(14)
L1642351-01C	Vial HCl preserved	A	N/A	4.8	Y	Absent	NYTCL-8260(14)
L1642351-01D	Amber 1000ml unpreserved	B	7	2.0	Y	Absent	NYTCL-8270(7),NYTCL-8270-SIM(7)
L1642351-01E	Amber 1000ml unpreserved	B	7	2.0	Y	Absent	NYTCL-8270(7),NYTCL-8270-SIM(7)
L1642351-01F	Amber 500ml unpreserved	B	7	2.0	Y	Absent	NYTCL-8081(7)
L1642351-01G	Amber 500ml unpreserved	B	7	2.0	Y	Absent	NYTCL-8081(7)
L1642351-01H	Amber 1000ml unpreserved	B	7	2.0	Y	Absent	NYTCL-8082-1200ML(7)
L1642351-01I	Amber 1000ml unpreserved	B	7	2.0	Y	Absent	NYTCL-8082-1200ML(7)
L1642351-01J	Plastic 250ml NaOH preserved	B	>12	2.0	Y	Absent	TCN-9010(14)
L1642351-01K	Plastic 250ml HNO3 preserved	B	<2	2.0	Y	Absent	BE-TI(180),AS-TI(180),BA-TI(180),AG-TI(180),AL-TI(180),CR-TI(180),NI-TI(180),TL-TI(180),CU-TI(180),PB-TI(180),SB-TI(180),SE-TI(180),ZN-TI(180),CO-TI(180),V-TI(180),FE-TI(180),HG-T(28),MG-TI(180),MN-TI(180),CA-TI(180),CD-TI(180),K-TI(180),NA-TI(180)
L1642351-02A	Vial HCl preserved	A	N/A	4.8	Y	Absent	NYTCL-8260(14)
L1642351-02B	Vial HCl preserved	A	N/A	4.8	Y	Absent	NYTCL-8260(14)
L1642351-02C	Vial HCl preserved	A	N/A	4.8	Y	Absent	NYTCL-8260(14)
L1642351-02D	Amber 1000ml unpreserved	B	7	2.0	Y	Absent	NYTCL-8270(7),NYTCL-8270-SIM(7)
L1642351-02E	Amber 1000ml unpreserved	B	7	2.0	Y	Absent	NYTCL-8270(7),NYTCL-8270-SIM(7)
L1642351-02F	Amber 500ml unpreserved	B	7	2.0	Y	Absent	NYTCL-8081(7)
L1642351-02G	Amber 500ml unpreserved	B	7	2.0	Y	Absent	NYTCL-8081(7)
L1642351-02H	Amber 1000ml unpreserved	B	7	2.0	Y	Absent	NYTCL-8082-1200ML(7)
L1642351-02I	Amber 1000ml unpreserved	B	7	2.0	Y	Absent	NYTCL-8082-1200ML(7)
L1642351-02J	Plastic 250ml NaOH preserved	B	>12	2.0	Y	Absent	TCN-9010(14)

*Values in parentheses indicate holding time in days

Project Name: CPG YONKERS NY
Project Number: Not Specified

Lab Number: L1642351
Report Date: 01/05/17

Container Information

Container ID	Container Type	Cooler	pH	Temp deg C	Pres	Seal	Analysis(*)
L1642351-02K	Plastic 250ml HNO3 preserved	B	<2	2.0	Y	Absent	BE-TI(180),AS-TI(180),BA-TI(180),AG-TI(180),AL-TI(180),CR-TI(180),NI-TI(180),TL-TI(180),CU-TI(180),PB-TI(180),SB-TI(180),SE-TI(180),ZN-TI(180),CO-TI(180),V-TI(180),FE-TI(180),HG-T(28),MG-TI(180),MN-TI(180),CA-TI(180),CD-TI(180),K-TI(180),NA-TI(180)
L1642351-03A	Vial HCl preserved	A	N/A	4.8	Y	Absent	NYTCL-8260(14)
L1642351-03B	Vial HCl preserved	A	N/A	4.8	Y	Absent	NYTCL-8260(14)
L1642351-03C	Vial HCl preserved	A	N/A	4.8	Y	Absent	NYTCL-8260(14)
L1642351-03E	Amber 1000ml unpreserved	A	7	4.8	Y	Absent	NYTCL-8270(7),NYTCL-8270-SIM(7)
L1642351-03F	Amber 1000ml unpreserved	A	7	4.8	Y	Absent	NYTCL-8270(7),NYTCL-8270-SIM(7)
L1642351-03G	Amber 1000ml unpreserved	A	7	4.8	Y	Absent	NYTCL-8082-1200ML(7)
L1642351-03H	Amber 1000ml unpreserved	A	7	4.8	Y	Absent	NYTCL-8082-1200ML(7)
L1642351-03I	Amber 500ml unpreserved	A	7	4.8	Y	Absent	NYTCL-8081(7)
L1642351-03J	Amber 500ml unpreserved	A	7	4.8	Y	Absent	NYTCL-8081(7)
L1642351-03K	Plastic 250ml NaOH preserved	B	>12	2.0	Y	Absent	TCN-9010(14)
L1642351-03L	Plastic 250ml HNO3 preserved	B	<2	2.0	Y	Absent	BE-TI(180),AS-TI(180),BA-TI(180),AG-TI(180),AL-TI(180),CR-TI(180),NI-TI(180),TL-TI(180),CU-TI(180),PB-TI(180),SB-TI(180),SE-TI(180),ZN-TI(180),CO-TI(180),V-TI(180),FE-TI(180),HG-T(28),MG-TI(180),MN-TI(180),CA-TI(180),CD-TI(180),K-TI(180),NA-TI(180)
L1642351-04A	Vial HCl preserved	A	N/A	4.8	Y	Absent	NYTCL-8260(14)
L1642351-04B	Vial HCl preserved	A	N/A	4.8	Y	Absent	NYTCL-8260(14)

*Values in parentheses indicate holding time in days

Project Name:	CPG YONKERS NY	**Lab Number:**	L1642351
Project Number:	Not Specified	**Report Date:**	01/05/17

GLOSSARY

Acronyms

EDL	- Estimated Detection Limit: This value represents the level to which target analyte concentrations are reported as estimated values, when those target analyte concentrations are quantified below the reporting limit (RL). The EDL includes any adjustments from dilutions, concentrations or moisture content, where applicable. The use of EDLs is specific to the analysis of PAHs using Solid-Phase Microextraction (SPME).
EPA	- Environmental Protection Agency.
LCS	- Laboratory Control Sample: A sample matrix, free from the analytes of interest, spiked with verified known amounts of analytes or a material containing known and verified amounts of analytes.
LCSD	- Laboratory Control Sample Duplicate: Refer to LCS.
LFB	- Laboratory Fortified Blank: A sample matrix, free from the analytes of interest, spiked with verified known amounts of analytes or a material containing known and verified amounts of analytes.
MDL	- Method Detection Limit: This value represents the level to which target analyte concentrations are reported as estimated values, when those target analyte concentrations are quantified below the reporting limit (RL). The MDL includes any adjustments from dilutions, concentrations or moisture content, where applicable.
MS	- Matrix Spike Sample: A sample prepared by adding a known mass of target analyte to a specified amount of matrix sample for which an independent estimate of target analyte concentration is available.
MSD	- Matrix Spike Sample Duplicate: Refer to MS.
NA	- Not Applicable.
NC	- Not Calculated: Term is utilized when one or more of the results utilized in the calculation are non-detect at the parameter's reporting unit.
NDPA/DPA	- N-Nitrosodiphenylamine/Diphenylamine.
NI	- Not Ignitable.
NP	- Non-Plastic: Term is utilized for the analysis of Atterberg Limits in soil.
RL	- Reporting Limit: The value at which an instrument can accurately measure an analyte at a specific concentration. The RL includes any adjustments from dilutions, concentrations or moisture content, where applicable.
RPD	- Relative Percent Difference: The results from matrix and/or matrix spike duplicates are primarily designed to assess the precision of analytical results in a given matrix and are expressed as relative percent difference (RPD). Values which are less than five times the reporting limit for any individual parameter are evaluated by utilizing the absolute difference between the values; although the RPD value will be provided in the report.
SRM	- Standard Reference Material: A reference sample of a known or certified value that is of the same or similar matrix as the associated field samples.
STLP	- Semi-dynamic Tank Leaching Procedure per EPA Method 1315.
TIC	- Tentatively Identified Compound: A compound that has been identified to be present and is not part of the target compound list (TCL) for the method and/or program. All TICs are qualitatively identified and reported as estimated concentrations.

Footnotes

1	- The reference for this analyte should be considered modified since this analyte is absent from the target analyte list of the original method.

Terms

Total: With respect to Organic analyses, a 'Total' result is defined as the summation of results for individual isomers or Aroclors. If a 'Total' result is requested, the results of its individual components will also be reported. This is applicable to 'Total' results for methods 8260, 8081 and 8082.

Analytical Method: Both the document from which the method originates and the analytical reference method. (Example: EPA 8260B is shown as 1,8260B.) The codes for the reference method documents are provided in the References section of the Addendum.

Data Qualifiers

A	- Spectra identified as "Aldol Condensation Product".
B	- The analyte was detected above the reporting limit in the associated method blank. Flag only applies to associated field samples that have detectable concentrations of the analyte at less than ten times (10x) the concentration found in the blank. For MCP-related projects, flag only applies to associated field samples that have detectable concentrations of the analyte at less than ten times (10x) the concentration found in the blank. For DOD-related projects, flag only applies to associated field samples that have detectable concentrations of the analyte at less than ten times (10x) the concentration found in the blank AND the analyte was detected above one-half the reporting limit (or above the reporting limit for common lab contaminants) in the associated method blank. For NJ-Air-related projects, flag only applies to associated field samples that have detectable concentrations of the analyte above the reporting limit. For NJ-related projects (excluding Air), flag only applies to associated field samples that have detectable concentrations of the analyte, which was detected above the reporting limit in the associated method blank or above five times the

Project Name: CPG YONKERS NY **Lab Number:** L1642351

Project Number: Not Specified **Report Date:** 01/05/17

Data Qualifiers

reporting limit for common lab contaminants (Phthalates, Acetone, Methylene Chloride, 2-Butanone).

C - Co-elution: The target analyte co-elutes with a known lab standard (i.e. surrogate, internal standards, etc.) for co-extracted analyses.

D - Concentration of analyte was quantified from diluted analysis. Flag only applies to field samples that have detectable concentrations of the analyte.

E - Concentration of analyte exceeds the range of the calibration curve and/or linear range of the instrument.

G - The concentration may be biased high due to matrix interferences (i.e, co-elution) with non-target compound(s). The result should be considered estimated.

H - The analysis of pH was performed beyond the regulatory-required holding time of 15 minutes from the time of sample collection.

I - The lower value for the two columns has been reported due to obvious interference.

M - Reporting Limit (RL) exceeds the MCP CAM Reporting Limit for this analyte.

NJ - Presumptive evidence of compound. This represents an estimated concentration for Tentatively Identified Compounds (TICs), where the identification is based on a mass spectral library search.

P - The RPD between the results for the two columns exceeds the method-specified criteria.

Q - The quality control sample exceeds the associated acceptance criteria. For DOD-related projects, LCS and/or Continuing Calibration Standard exceedences are also qualified on all associated sample results. Note: This flag is not applicable for matrix spike recoveries when the sample concentration is greater than 4x the spike added or for batch duplicate RPD when the sample concentrations are less than 5x the RL. (Metals only.)

R - Analytical results are from sample re-analysis.

RE - Analytical results are from sample re-extraction.

S - Analytical results are from modified screening analysis.

J - Estimated value. The Target analyte concentration is below the quantitation limit (RL), but above the Method Detection Limit (MDL) or Estimated Detection Limit (EDL) for SPME-related analyses. This represents an estimated concentration for Tentatively Identified Compounds (TICs).

ND - Not detected at the method detection limit (MDL) for the sample, or estimated detection limit (EDL) for SPME-related analyses.

Report Format: DU Report with 'J' Qualifiers

Project Name: CPG YONKERS NY
Project Number: Not Specified
Lab Number: L1642351
Report Date: 01/05/17

REFERENCES

1 Test Methods for Evaluating Solid Waste: Physical/Chemical Methods. EPA SW-846. Third Edition. Updates I - IV, 2007.

LIMITATION OF LIABILITIES

Alpha Analytical performs services with reasonable care and diligence normal to the analytical testing laboratory industry. In the event of an error, the sole and exclusive responsibility of Alpha Analytical shall be to re-perform the work at it's own expense. In no event shall Alpha Analytical be held liable for any incidental, consequential or special damages, including but not limited to, damages in any way connected with the use of, interpretation of, information or analysis provided by Alpha Analytical.

We strongly urge our clients to comply with EPA protocol regarding sample volume, preservation, cooling, containers, sampling procedures, holding time and splitting of samples in the field.

Certification Information

The following analytes are not included in our Primary NELAP Scope of Accreditation:

Westborough Facility
EPA 624: m/p-xylene, o-xylene
EPA 8260C: NPW: 1,2,4,5-Tetramethylbenzene; 4-Ethyltoluene, Azobenzene; SCM: Iodomethane (methyl iodide), Methyl methacrylate, 1,2,4,5-Tetramethylbenzene; 4-Ethyltoluene.
EPA 8270D: NPW: Dimethylnaphthalene,1,4-Diphenylhydrazine; SCM: Dimethylnaphthalene,1,4-Diphenylhydrazine.
EPA 300: DW: Bromide
EPA 6860: NPW and SCM: Perchlorate
EPA 9010: NPW and SCM: Amenable Cyanide Distillation
EPA 9012B: NPW: Total Cyanide
EPA 9050A: NPW: Specific Conductance
SM3500: NPW: Ferrous Iron
SM4500: NPW: Amenable Cyanide, Dissolved Oxygen; SCM: Total Phosphorus, TKN, NO2, NO3.
SM5310C: DW: Dissolved Organic Carbon

Mansfield Facility
SM 2540D: TSS
EPA 3005A NPW
EPA 8082A: NPW: PCB: 1, 5, 31, 87,101, 110, 141, 151, 153, 180, 183, 187.
EPA TO-15: Halothane, 2,4,4-Trimethyl-2-pentene, 2,4,4-Trimethyl-1-pentene, Thiophene, 2-Methylthiophene, 3-Methylthiophene, 2-Ethylthiophene, 1,2,3-Trimethylbenzene, Indan, Indene, 1,2,4,5-Tetramethylbenzene, Benzothiophene, 1-Methylnaphthalene.
Biological Tissue Matrix: ***EPA 3050B***

The following analytes are included in our Massachusetts DEP Scope of Accreditation

Westborough Facility:

Drinking Water
EPA 300.0: Nitrate-N, Fluoride, Sulfate; **EPA 353.2**: Nitrate-N, Nitrite-N; **SM4500NO3-F**: Nitrate-N, Nitrite-N; **SM4500F-C, SM4500CN-CE, EPA 180.1, SM2130B, SM4500Cl-D, SM2320B, SM2540C, SM4500H-B**
EPA 332: Perchlorate; **EPA 524.2:** THMs and VOCs; **EPA 504.1:** EDB, DBCP.
Microbiology: **SM9215B; SM9223-P/A, SM9223B-Colilert-QT,SM9222D**.

Non-Potable Water
SM4500H,B, EPA 120.1, SM2510B, SM2540C, SM2320B, SM4500CL-E, SM4500F-BC, SM4500NH3-BH, **EPA 350.1**: Ammonia-N, **LACHAT 10-107-06-1-B**: Ammonia-N, **SM4500NO3-F, EPA 353.2**: Nitrate-N**, EPA 351.1, SM4500P-E, SM4500P-B, E, SM4500SO4-E, SM5220D, EPA 410.4, SM5210B, SM5310C, SM4500CL-D, EPA 1664, EPA 420.1, SM4500-CN-CE, SM2540D.**
EPA 624: Volatile Halocarbons & Aromatics,
EPA 608: Chlordane, Toxaphene, Aldrin, alpha-BHC, beta-BHC, gamma-BHC, delta-BHC, Dieldrin, DDD, DDE, DDT, Endosulfan I, Endosulfan II, Endosulfan sulfate, Endrin, Endrin Aldehyde, Heptachlor, Heptachlor Epoxide, PCBs
EPA 625: SVOC (Acid/Base/Neutral Extractables), **EPA 600/4-81-045**: PCB-Oil.
Microbiology: **SM9223B-Colilert-QT; Enterolert-QT, SM9222D-MF**.

Mansfield Facility:

Drinking Water
EPA 200.7: Ba, Be, Cd, Cr, Cu, Ni, Na, Ca. **EPA 200.8:** Sb, As, Ba, Be, Cd, Cr, Cu, Pb, Ni, Se, TL. **EPA 245.1** Hg.

Non-Potable Water
EPA 200.7: Al, Sb, As, Be, Cd, Ca, Cr, Co, Cu, Fe, Pb, Mg, Mn, Mo, Ni, K, Se, Ag, Na, Sr, TL, Ti, V, Zn.
EPA 200.8: Al, Sb, As, Be, Cd, Cr, Cu, Pb, Mn, Ni, Se, Ag, TL, Zn.
EPA 245.1 Hg.
SM2340B

For a complete listing of analytes and methods, please contact your Alpha Project Manager.

ALPHA ANALYTICAL

Westborough, MA 01581
8 Walkup Dr.
TEL: 508-898-9220
FAX: 508-898-9193

Mansfield, MA 02048
320 Forbes Blvd
TEL: 508-822-9300
FAX: 508-822-3288

NEW YORK CHAIN OF CUSTODY

Service Centers
Mahwah, NJ 07430: 35 Whitney Rd, Suite 5
Albany, NY 12205: 14 Walker Way
Tonawanda, NY 14150: 275 Cooper Ave, Suite 105

Page 1 of 1

Date Rec'd in Lab: 12/30/16

ALPHA Job #: L1642351

Project Information

Project Name: CPG Yonkers NY
Project Location:
Project #
(Use Project name as Project #) ☐
Project Manager: Steve Bieber
ALPHAQuote #:

Turn-Around Time

Standard ☒ Due Date:
Rush (only if pre approved) ☐ # of Days:

Client Information

Client: CT Male
Address: 50 Century Hill Drive
Latham, NY 12110
Phone: 518-786-7400
Fax: 518-786-7299
Email: s.bieber@ctmale.com

Deliverables

☒ ASP-A ☐ ASP-B
☐ EQuIS (1 File) ☐ EQuIS (4 File)
☐ Other

Billing Information

☐ Same as Client Info
PO #

Regulatory Requirement

☐ NY TOGS ☐ NY Part 375
☒ AWQ Standards ☐ NY CP-51
☐ NY Restricted Use ☐ Other
☐ NY Unrestricted Use
☐ NYC Sewer Discharge

Disposal Site Information

Please identify below location of applicable disposal facilities.

Disposal Facility:
☐ NJ ☐ NY
☐ Other: NA

These samples have been previously analyzed by Alpha ☐

Other project specific requirements/comments:

Please specify Metals or TAL.

Sample Filtration
☐ Done
☐ Lab to do
Preservation
☐ Lab to do
(Please Specify below)

ALPHA Lab ID (Lab Use Only)	Sample ID	Collection Date	Collection Time	Sample Matrix	Sampler's Initials	NYTCL-8260	NYTCL-8270	NYTCL-8082	NYTCL-8081	Total Cn	TAL Metals Inc.Hg			Sample Specific Comments	Total Bottles
42351-01	MW-B-5	12/28/16	10:35	GW	RH	X	X	X	X	X	X				11
02	MW-B-10	12/28/16	11:50	GW	RH	X	X	X	X	X	X				11
03	MW-B-12	12/28/16	1300	GW	RH	X	X	X	X	X	X				11
04	LTB01-161228	12/28/16	—	Blank	—	X								Trip Blank	2
Container Type						V	A	A	A	P	P				
Preservative						B	A	A	A	E	C				

Preservative Code:
A = None
B = HCl
C = HNO_3
D = H_2SO_4
E = NaOH
F = MeOH
G = $NaHSO_4$
H = $Na_2S_2O_3$
K/E = Zn Ac/NaOH
O = Other

Container Code
P = Plastic
A = Amber Glass
V = Vial
G = Glass
B = Bacteria Cup
C = Cube
O = Other
E = Encore
D = BOD Bottle

Westboro: Certification No: MA935
Mansfield: Certification No: MA015

Relinquished By:	Date/Time	Received By:	Date/Time
[signature]	12/28/16 / 1800	[signature] AAL	12/29/16 12:29
[signature]	12/29/16 12:35	[signature]	12/30/16 0035

Please print clearly, legibly and completely. Samples can not be logged in and turnaround time clock will not start until any ambiguities are resolved. BY EXECUTING THIS COC, THE CLIENT HAS READ AND AGREES TO BE BOUND BY ALPHA'S TERMS & CONDITIONS.

Form No: 01-25 (rev. 30-Sept-2013)

ALPHA ANALYTICAL

NEW YORK CHAIN OF CUSTODY

Service Centers
Mahwah, NJ 07430: 35 Whitney Rd, Suite 5
Albany, NY 12205: 14 Walker Way
Tonawanda, NY 14150: 275 Cooper Ave, Suite 105

Westborough, MA 01581
8 Walkup Dr.
TEL: 508-898-9220
FAX: 508-898-9193

Mansfield, MA 02048
320 Forbes Blvd
TEL: 508-822-9300
FAX: 508-822-3288

Page 1 of 1

Date Rec'd in Lab: 12/29/16

ALPHA Job #: L1642351

Project Information

- Project Name: CPG Yonkers NY
- Project Location:
- Project #:
- (Use Project name as Project #) ☐
- Project Manager: Steve Bieber
- ALPHAQuote #:

Turn-Around Time

- Standard ☒
- Rush (only if pre approved) ☐
- Due Date:
- # of Days:

Client Information

- Client: CT Male
- Address: 50 Century Hill Drive
- Latham, NY 12110
- Phone: 518-786-7400
- Fax: 518-786-7299
- Email: s.bieber@ctmale.com

Deliverables

- ☒ ASP-A
- ☐ ASP-B
- ☐ EQuIS (1 File)
- ☐ EQuIS (4 File)
- ☐ Other

Billing Information

- ☐ Same as Client Info
- PO #

Regulatory Requirement

- ☐ NY TOGS
- ☐ NY Part 375
- ☒ AWQ Standards
- ☐ NY CP-51
- ☐ NY Restricted Use
- ☐ Other
- ☐ NY Unrestricted Use
- ☐ NYC Sewer Discharge

Disposal Site Information

Please identify below location of applicable disposal facilities.

Disposal Facility:
- ☐ NJ
- ☐ NY
- ☐ Other: NA

These samples have been previously analyzed by Alpha ☐

Other project specific requirements/comments:

Please specify Metals or TAL.

Sample Filtration
- ☐ Done
- ☐ Lab to do

Preservation
- ☐ Lab to do

(Please Specify below)

ALPHA Lab ID (Lab Use Only)	Sample ID	Collection Date	Collection Time	Sample Matrix	Sampler's Initials	NYTCL-8260	NYTCL-8270	NYTCL-8082	NYTCL-8081	Total Cn	TAL Metals Inc.Hg			Sample Specific Comments	Total Bottles
42351 -01	MW-B-5	12/28/16	10:35	GW	RH	X	X	X	X	X	X				11
-02	MW-B-10	12/28/16	11:50	GW	RH	X	X	X	X	X	X				11
-03	MW-B-12	12/28/16	1300	GW	RH	X	X	X	X	X	X				11
-04	LTB01-161228	12/28/16	—	Blank	—	X								Trip Blank	2

Container Type	V	A	A	A	P	P		
Preservative	B	A	A	A	E	C		

Preservative Code:
- A = None
- B = HCl
- C = HNO_3
- D = H_2SO_4
- E = NaOH
- F = MeOH
- G = $NaHSO_4$
- H = $Na_2S_2O_3$
- K/E = Zn Ac/NaOH
- O = Other

Container Code
- P = Plastic
- A = Amber Glass
- V = Vial
- G = Glass
- B = Bacteria Cup
- C = Cube
- O = Other
- E = Encore
- D = BOD Bottle

Westboro: Certification No: MA935
Mansfield: Certification No: MA015

Relinquished By:	Date/Time	Received By:	Date/Time
[signature]	12/28/16 / 1800	[signature] AAL	12/28/16 2215
[signature]	12/28/16 2220	[signature]	12/29/16 0100

Please print clearly, legibly and completely. Samples can not be logged in and turnaround time clock will not start until any ambiguities are resolved. BY EXECUTING THIS COC, THE CLIENT HAS READ AND AGREES TO BE BOUND BY ALPHA'S TERMS & CONDITIONS.

Form No: 01-25 (rev. 30-Sept-2013)

ANALYTICAL REPORT

Lab Number:	L1702743
Client:	C.T. Male Associates 50 Century Hill Drive Latham, NY 12110
ATTN:	Steve Bieber
Phone:	(518) 786-7400
Project Name:	COTTAGE PLACE GARDENS PHASE 3A
Project Number:	15.5268
Report Date:	01/31/17

The original project report/data package is held by Alpha Analytical. This report/data package is paginated and should be reproduced only in its entirety. Alpha Analytical holds no responsibility for results and/or data that are not consistent with the original.

Certifications & Approvals: MA (M-MA086), NY (11148), CT (PH-0574), NH (2003), NJ NELAP (MA935), RI (LAO00065), ME (MA00086), PA (68-03671), VA (460195), MD (348), IL (200077), NC (666), TX (T104704476), DOD (L2217), USDA (Permit #P-330-11-00240).

Eight Walkup Drive, Westborough, MA 01581-1019
508-898-9220 (Fax) 508-898-9193 800-624-9220 - www.alphalab.com

Project Name: COTTAGE PLACE GARDENS PHASE 3A
Project Number: 15.5268

Lab Number: L1702743
Report Date: 01/31/17

Alpha Sample ID	Client ID	Matrix	Sample Location	Collection Date/Time	Receive Date
L1702743-01	MW-B-2	WATER	YONKERS, NY	01/26/17 08:30	01/26/17

Project Name:	COTTAGE PLACE GARDENS PHASE 3A	**Lab Number:**	L1702743
Project Number:	15.5268	**Report Date:**	01/31/17

Case Narrative

The samples were received in accordance with the Chain of Custody and no significant deviations were encountered during the preparation or analysis unless otherwise noted. Sample Receipt, Container Information, and the Chain of Custody are located at the back of the report.

Results contained within this report relate only to the samples submitted under this Alpha Lab Number and meet NELAP requirements for all NELAP accredited parameters unless otherwise noted in the following narrative. The data presented in this report is organized by parameter (i.e. VOC, SVOC, etc.). Sample specific Quality Control data (i.e. Surrogate Spike Recovery) is reported at the end of the target analyte list for each individual sample, followed by the Laboratory Batch Quality Control at the end of each parameter. Tentatively Identified Compounds (TICs), if requested, are reported for compounds identified to be present and are not part of the method/program Target Compound List, even if only a subset of the TCL are being reported. If a sample was re-analyzed or re-extracted due to a required quality control corrective action and if both sets of data are reported, the Laboratory ID of the re-analysis or re-extraction is designated with an "R" or "RE", respectively. When multiple Batch Quality Control elements are reported (e.g. more than one LCS), the associated samples for each element are noted in the grey shaded header line of each data table. Any Laboratory Batch, Sample Specific % recovery or RPD value that is outside the listed Acceptance Criteria is bolded in the report. All specific QC information is also incorporated in the Data Usability format of our Data Merger tool where it can be reviewed along with any associated usability implications. Soil/sediments, solids and tissues are reported on a dry weight basis unless otherwise noted. Definitions of all data qualifiers and acronyms used in this report are provided in the Glossary located at the back of the report.

In reference to questions H (CAM) or 4 (RCP) when "NO" is checked, the performance criteria for CAM and RCP methods allow for some quality control failures to occur and still be within method compliance. In these instances the specific failure is not narrated but noted in the associated QC table. The information is also incorporated in the Data Usability format of our Data Merger tool where it can be reviewed along with any associated usability implications.

Please see the associated ADEx data file for a comparison of laboratory reporting limits that were achieved with the regulatory Numerical Standards requested on the Chain of Custody.

HOLD POLICY
For samples submitted on hold, Alpha's policy is to hold samples (with the exception of Air canisters) free of charge for 21 calendar days from the date the project is completed. After 21 calendar days, we will dispose of all samples submitted including those put on hold unless you have contacted your Client Service Representative and made arrangements for Alpha to continue to hold the samples. Air canisters will be disposed after 3 business days from the date the project is completed.

Please contact Client Services at 800-624-9220 with any questions.

Project Name:	COTTAGE PLACE GARDENS PHASE 3A	**Lab Number:**	L1702743
Project Number:	15.5268	**Report Date:**	01/31/17

Case Narrative (continued)

Report Submission

All non-detect (ND) or estimated concentrations (J-qualified) have been quantitated to the limit noted in the MDL column.

I, the undersigned, attest under the pains and penalties of perjury that, to the best of my knowledge and belief and based upon my personal inquiry of those responsible for providing the information contained in this analytical report, such information is accurate and complete. This certificate of analysis is not complete unless this page accompanies any and all pages of this report.

Authorized Signature: Kelly Stenstrom

Title: Technical Director/Representative

Date: 01/31/17

ORGANICS

VOLATILES

Project Name: COTTAGE PLACE GARDENS PHASE 3A **Lab Number:** L1702743

Project Number: 15.5268 **Report Date:** 01/31/17

SAMPLE RESULTS

Lab ID:	L1702743-01	Date Collected:	01/26/17 08:30
Client ID:	MW-B-2	Date Received:	01/26/17
Sample Location:	YONKERS, NY	Field Prep:	Not Specified
Matrix:	Water		
Analytical Method:	1,8260C		
Analytical Date:	01/30/17 10:56		
Analyst:	PK		

Parameter	Result	Qualifier	Units	RL	MDL	Dilution Factor
Volatile Organics by GC/MS - Westborough Lab						
Methylene chloride	ND		ug/l	2.5	0.70	1
1,1-Dichloroethane	ND		ug/l	2.5	0.70	1
Chloroform	ND		ug/l	2.5	0.70	1
Carbon tetrachloride	ND		ug/l	0.50	0.13	1
1,2-Dichloropropane	ND		ug/l	1.0	0.14	1
Dibromochloromethane	ND		ug/l	0.50	0.15	1
1,1,2-Trichloroethane	ND		ug/l	1.5	0.50	1
Tetrachloroethene	0.22	J	ug/l	0.50	0.18	1
Chlorobenzene	ND		ug/l	2.5	0.70	1
Trichlorofluoromethane	ND		ug/l	2.5	0.70	1
1,2-Dichloroethane	ND		ug/l	0.50	0.13	1
1,1,1-Trichloroethane	ND		ug/l	2.5	0.70	1
Bromodichloromethane	ND		ug/l	0.50	0.19	1
trans-1,3-Dichloropropene	ND		ug/l	0.50	0.16	1
cis-1,3-Dichloropropene	ND		ug/l	0.50	0.14	1
Bromoform	ND		ug/l	2.0	0.65	1
1,1,2,2-Tetrachloroethane	ND		ug/l	0.50	0.17	1
Benzene	ND		ug/l	0.50	0.16	1
Toluene	ND		ug/l	2.5	0.70	1
Ethylbenzene	ND		ug/l	2.5	0.70	1
Chloromethane	0.82	J	ug/l	2.5	0.70	1
Bromomethane	ND		ug/l	2.5	0.70	1
Vinyl chloride	ND		ug/l	1.0	0.07	1
Chloroethane	ND		ug/l	2.5	0.70	1
1,1-Dichloroethene	ND		ug/l	0.50	0.17	1
trans-1,2-Dichloroethene	ND		ug/l	2.5	0.70	1
Trichloroethene	ND		ug/l	0.50	0.18	1
1,2-Dichlorobenzene	ND		ug/l	2.5	0.70	1
1,3-Dichlorobenzene	ND		ug/l	2.5	0.70	1
1,4-Dichlorobenzene	ND		ug/l	2.5	0.70	1

Project Name: COTTAGE PLACE GARDENS PHASE 3A **Lab Number:** L1702743

Project Number: 15.5268 **Report Date:** 01/31/17

SAMPLE RESULTS

Lab ID: L1702743-01 Date Collected: 01/26/17 08:30

Client ID: MW-B-2 Date Received: 01/26/17

Sample Location: YONKERS, NY Field Prep: Not Specified

Parameter	Result	Qualifier	Units	RL	MDL	Dilution Factor
Volatile Organics by GC/MS - Westborough Lab						
Methyl tert butyl ether	ND		ug/l	2.5	0.70	1
p/m-Xylene	ND		ug/l	2.5	0.70	1
o-Xylene	ND		ug/l	2.5	0.70	1
cis-1,2-Dichloroethene	ND		ug/l	2.5	0.70	1
Styrene	ND		ug/l	2.5	0.70	1
Dichlorodifluoromethane	ND		ug/l	5.0	1.0	1
Acetone	3.2	J	ug/l	5.0	1.5	1
Carbon disulfide	ND		ug/l	5.0	1.0	1
2-Butanone	ND		ug/l	5.0	1.9	1
4-Methyl-2-pentanone	ND		ug/l	5.0	1.0	1
2-Hexanone	ND		ug/l	5.0	1.0	1
Bromochloromethane	ND		ug/l	2.5	0.70	1
1,2-Dibromoethane	ND		ug/l	2.0	0.65	1
1,2-Dibromo-3-chloropropane	ND		ug/l	2.5	0.70	1
Isopropylbenzene	ND		ug/l	2.5	0.70	1
1,2,3-Trichlorobenzene	ND		ug/l	2.5	0.70	1
1,2,4-Trichlorobenzene	ND		ug/l	2.5	0.70	1
Methyl Acetate	ND		ug/l	2.0	0.23	1
Cyclohexane	ND		ug/l	10	0.27	1
1,4-Dioxane	ND		ug/l	250	61.	1
Freon-113	ND		ug/l	2.5	0.70	1
Methyl cyclohexane	ND		ug/l	10	0.40	1

Surrogate	% Recovery	Qualifier	Acceptance Criteria
1,2-Dichloroethane-d4	76		70-130
Toluene-d8	101		70-130
4-Bromofluorobenzene	111		70-130
Dibromofluoromethane	81		70-130

Project Name: COTTAGE PLACE GARDENS PHASE 3A **Lab Number:** L1702743

Project Number: 15.5268 **Report Date:** 01/31/17

Method Blank Analysis
Batch Quality Control

Analytical Method: 1,8260C
Analytical Date: 01/30/17 10:28
Analyst: PK

Parameter	Result	Qualifier	Units	RL	MDL
Volatile Organics by GC/MS - Westborough Lab for sample(s): 01 Batch: WG973702-5					
Methylene chloride	ND		ug/l	2.5	0.70
1,1-Dichloroethane	ND		ug/l	2.5	0.70
Chloroform	ND		ug/l	2.5	0.70
Carbon tetrachloride	ND		ug/l	0.50	0.13
1,2-Dichloropropane	ND		ug/l	1.0	0.14
Dibromochloromethane	ND		ug/l	0.50	0.15
1,1,2-Trichloroethane	ND		ug/l	1.5	0.50
Tetrachloroethene	ND		ug/l	0.50	0.18
Chlorobenzene	ND		ug/l	2.5	0.70
Trichlorofluoromethane	ND		ug/l	2.5	0.70
1,2-Dichloroethane	ND		ug/l	0.50	0.13
1,1,1-Trichloroethane	ND		ug/l	2.5	0.70
Bromodichloromethane	ND		ug/l	0.50	0.19
trans-1,3-Dichloropropene	ND		ug/l	0.50	0.16
cis-1,3-Dichloropropene	ND		ug/l	0.50	0.14
Bromoform	ND		ug/l	2.0	0.65
1,1,2,2-Tetrachloroethane	ND		ug/l	0.50	0.17
Benzene	ND		ug/l	0.50	0.16
Toluene	ND		ug/l	2.5	0.70
Ethylbenzene	ND		ug/l	2.5	0.70
Chloromethane	ND		ug/l	2.5	0.70
Bromomethane	ND		ug/l	2.5	0.70
Vinyl chloride	ND		ug/l	1.0	0.07
Chloroethane	ND		ug/l	2.5	0.70
1,1-Dichloroethene	ND		ug/l	0.50	0.17
trans-1,2-Dichloroethene	ND		ug/l	2.5	0.70
Trichloroethene	ND		ug/l	0.50	0.18
1,2-Dichlorobenzene	ND		ug/l	2.5	0.70
1,3-Dichlorobenzene	ND		ug/l	2.5	0.70

Project Name: COTTAGE PLACE GARDENS PHASE 3A **Lab Number:** L1702743

Project Number: 15.5268 **Report Date:** 01/31/17

Method Blank Analysis
Batch Quality Control

Analytical Method: 1,8260C
Analytical Date: 01/30/17 10:28
Analyst: PK

Parameter	Result	Qualifier	Units	RL	MDL
Volatile Organics by GC/MS - Westborough Lab for sample(s): 01 Batch: WG973702-5					
1,4-Dichlorobenzene	ND		ug/l	2.5	0.70
Methyl tert butyl ether	ND		ug/l	2.5	0.70
p/m-Xylene	ND		ug/l	2.5	0.70
o-Xylene	ND		ug/l	2.5	0.70
cis-1,2-Dichloroethene	ND		ug/l	2.5	0.70
Styrene	ND		ug/l	2.5	0.70
Dichlorodifluoromethane	ND		ug/l	5.0	1.0
Acetone	ND		ug/l	5.0	1.5
Carbon disulfide	ND		ug/l	5.0	1.0
2-Butanone	ND		ug/l	5.0	1.9
4-Methyl-2-pentanone	ND		ug/l	5.0	1.0
2-Hexanone	ND		ug/l	5.0	1.0
Bromochloromethane	ND		ug/l	2.5	0.70
1,2-Dibromoethane	ND		ug/l	2.0	0.65
1,2-Dibromo-3-chloropropane	ND		ug/l	2.5	0.70
Isopropylbenzene	ND		ug/l	2.5	0.70
1,2,3-Trichlorobenzene	ND		ug/l	2.5	0.70
1,2,4-Trichlorobenzene	ND		ug/l	2.5	0.70
Methyl Acetate	ND		ug/l	2.0	0.23
Cyclohexane	ND		ug/l	10	0.27
1,4-Dioxane	ND		ug/l	250	61.
Freon-113	ND		ug/l	2.5	0.70
Methyl cyclohexane	ND		ug/l	10	0.40

Tentatively Identified Compounds

No Tentatively Identified Compounds	ND	ug/l

Project Name: COTTAGE PLACE GARDENS PHASE 3A **Lab Number:** L1702743

Project Number: 15.5268 **Report Date:** 01/31/17

Method Blank Analysis
Batch Quality Control

Analytical Method: 1,8260C
Analytical Date: 01/30/17 10:28
Analyst: PK

Parameter	Result	Qualifier	Units	RL	MDL
Volatile Organics by GC/MS - Westborough Lab for sample(s): 01 Batch: WG973702-5					

Surrogate	%Recovery	Qualifier	Acceptance Criteria
1,2-Dichloroethane-d4	77		70-130
Toluene-d8	106		70-130
4-Bromofluorobenzene	111		70-130
Dibromofluoromethane	83		70-130

Lab Control Sample Analysis
Batch Quality Control

Project Name: COTTAGE PLACE GARDENS PHASE 3A
Project Number: 15.5268
Lab Number: L1702743
Report Date: 01/31/17

Parameter	LCS %Recovery	Qual	LCSD %Recovery	Qual	%Recovery Limits	RPD	Qual	RPD Limits
Volatile Organics by GC/MS - Westborough Lab Associated sample(s): 01 Batch: WG973702-3 WG973702-4								
Methylene chloride	90		89		70-130	1		20
1,1-Dichloroethane	93		90		70-130	3		20
Chloroform	83		80		70-130	4		20
Carbon tetrachloride	74		71		63-132	4		20
1,2-Dichloropropane	100		98		70-130	2		20
Dibromochloromethane	82		81		63-130	1		20
1,1,2-Trichloroethane	95		94		70-130	1		20
Tetrachloroethene	84		80		70-130	5		20
Chlorobenzene	89		84		75-130	6		20
Trichlorofluoromethane	72		68		62-150	6		20
1,2-Dichloroethane	82		80		70-130	2		20
1,1,1-Trichloroethane	81		78		67-130	4		20
Bromodichloromethane	83		78		67-130	6		20
trans-1,3-Dichloropropene	88		86		70-130	2		20
cis-1,3-Dichloropropene	91		87		70-130	4		20
1,1-Dichloropropene	87		84		70-130	4		20
Bromoform	80		76		54-136	5		20
1,1,2,2-Tetrachloroethane	100		97		67-130	3		20
Benzene	100		96		70-130	4		20
Toluene	96		92		70-130	4		20
Ethylbenzene	89		84		70-130	6		20

Lab Control Sample Analysis
Batch Quality Control

Project Name: COTTAGE PLACE GARDENS PHASE 3A

Project Number: 15.5268

Lab Number: L1702743

Report Date: 01/31/17

Parameter	LCS %Recovery	Qual	LCSD %Recovery	Qual	%Recovery Limits	RPD	Qual	RPD Limits
Volatile Organics by GC/MS - Westborough Lab Associated sample(s): 01 Batch: WG973702-3 WG973702-4								
Chloromethane	**140**	Q	130		64-130	7		20
Bromomethane	47		44		39-139	7		20
Vinyl chloride	82		79		55-140	4		20
Chloroethane	68		64		55-138	6		20
1,1-Dichloroethene	90		85		61-145	6		20
trans-1,2-Dichloroethene	94		86		70-130	9		20
Trichloroethene	88		84		70-130	5		20
1,2-Dichlorobenzene	98		95		70-130	3		20
1,3-Dichlorobenzene	100		94		70-130	6		20
1,4-Dichlorobenzene	97		94		70-130	3		20
Methyl tert butyl ether	86		81		63-130	6		20
p/m-Xylene	90		85		70-130	6		20
o-Xylene	85		85		70-130	0		20
cis-1,2-Dichloroethene	95		92		70-130	3		20
Dibromomethane	87		85		70-130	2		20
1,2,3-Trichloropropane	87		82		64-130	6		20
Acrylonitrile	110		100		70-130	10		20
Isopropyl Ether	120		110		70-130	9		20
tert-Butyl Alcohol	88		96		70-130	9		20
Styrene	80		75		70-130	6		20
Dichlorodifluoromethane	77		74		36-147	4		20

Lab Control Sample Analysis
Batch Quality Control

Project Name: COTTAGE PLACE GARDENS PHASE 3A
Project Number: 15.5268
Lab Number: L1702743
Report Date: 01/31/17

Parameter	LCS %Recovery	Qual	LCSD %Recovery	Qual	%Recovery Limits	RPD	Qual	RPD Limits
Volatile Organics by GC/MS - Westborough Lab Associated sample(s): 01 Batch: WG973702-3 WG973702-4								
Acetone	100		94		58-148	6		20
Carbon disulfide	94		84		51-130	11		20
2-Butanone	99		97		63-138	2		20
Vinyl acetate	88		85		70-130	3		20
4-Methyl-2-pentanone	100		99		59-130	1		20
2-Hexanone	120		110		57-130	9		20
Acrolein	100		100		40-160	0		20
Bromochloromethane	89		87		70-130	2		20
2,2-Dichloropropane	88		83		63-133	6		20
1,2-Dibromoethane	96		96		70-130	0		20
1,3-Dichloropropane	97		91		70-130	6		20
1,1,1,2-Tetrachloroethane	80		76		64-130	5		20
Bromobenzene	98		94		70-130	4		20
n-Butylbenzene	100		95		53-136	5		20
sec-Butylbenzene	100		96		70-130	4		20
tert-Butylbenzene	100		97		70-130	3		20
o-Chlorotoluene	79		73		70-130	8		20
p-Chlorotoluene	100		94		70-130	6		20
1,2-Dibromo-3-chloropropane	93		85		41-144	9		20
Hexachlorobutadiene	**140**	Q	130		63-130	7		20
Isopropylbenzene	100		97		70-130	3		20

Lab Control Sample Analysis
Batch Quality Control

Project Name: COTTAGE PLACE GARDENS PHASE 3A
Project Number: 15.5268
Lab Number: L1702743
Report Date: 01/31/17

Parameter	LCS %Recovery	Qual	LCSD %Recovery	Qual	%Recovery Limits	RPD	Qual	RPD Limits
Volatile Organics by GC/MS - Westborough Lab Associated sample(s): 01 Batch: WG973702-3 WG973702-4								
p-Isopropyltoluene	100		96		70-130	4		20
Naphthalene	130		120		70-130	8		20
n-Propylbenzene	100		96		69-130	4		20
1,2,3-Trichlorobenzene	110		100		70-130	10		20
1,2,4-Trichlorobenzene	100		100		70-130	0		20
1,3,5-Trimethylbenzene	100		94		64-130	6		20
1,2,4-Trimethylbenzene	100		96		70-130	4		20
Methyl Acetate	98		92		70-130	6		20
Ethyl Acetate	100		97		70-130	3		20
Cyclohexane	100		100		70-130	0		20
Ethyl-Tert-Butyl-Ether	100		96		70-130	4		20
Tertiary-Amyl Methyl Ether	87		84		66-130	4		20
1,4-Dioxane	112		116		56-162	4		20
1,1,2-Trichloro-1,2,2-Trifluoroethane	77		73		70-130	5		20
p-Diethylbenzene	100		98		70-130	2		20
p-Ethyltoluene	100		97		70-130	3		20
1,2,4,5-Tetramethylbenzene	110		99		70-130	11		20
Tetrahydrofuran	110		110		58-130	0		20
Ethyl ether	89		86		59-134	3		20
trans-1,4-Dichloro-2-butene	83		81		70-130	2		20
Methyl cyclohexane	85		79		70-130	7		20

Lab Control Sample Analysis

Batch Quality Control

Project Name: COTTAGE PLACE GARDENS PHASE 3A

Project Number: 15.5268

Lab Number: L1702743

Report Date: 01/31/17

Parameter	LCS %Recovery	Qual	LCSD %Recovery	Qual	%Recovery Limits	RPD	Qual	RPD Limits
Volatile Organics by GC/MS - Westborough Lab Associated sample(s): 01 Batch: WG973702-3 WG973702-4								

Surrogate	LCS %Recovery	Qual	LCSD %Recovery	Qual	Acceptance Criteria
1,2-Dichloroethane-d4	78		77		70-130
Toluene-d8	100		102		70-130
4-Bromofluorobenzene	111		111		70-130
Dibromofluoromethane	84		85		70-130

SEMIVOLATILES

Project Name: COTTAGE PLACE GARDENS PHASE 3A **Lab Number:** L1702743

Project Number: 15.5268 **Report Date:** 01/31/17

SAMPLE RESULTS

Lab ID:	L1702743-01	Date Collected:	01/26/17 08:30
Client ID:	MW-B-2	Date Received:	01/26/17
Sample Location:	YONKERS, NY	Field Prep:	Not Specified
Matrix:	Water	Extraction Method:	EPA 3510C
Analytical Method:	1,8270D	Extraction Date:	01/27/17 02:27
Analytical Date:	01/28/17 20:04		
Analyst:	MW		

Parameter	Result	Qualifier	Units	RL	MDL	Dilution Factor
Semivolatile Organics by GC/MS - Westborough Lab						
Bis(2-chloroethyl)ether	ND		ug/l	2.0	0.67	1
3,3'-Dichlorobenzidine	ND		ug/l	5.0	1.4	1
2,4-Dinitrotoluene	ND		ug/l	5.0	0.84	1
2,6-Dinitrotoluene	ND		ug/l	5.0	1.1	1
4-Chlorophenyl phenyl ether	ND		ug/l	2.0	0.62	1
4-Bromophenyl phenyl ether	ND		ug/l	2.0	0.73	1
Bis(2-chloroisopropyl)ether	ND		ug/l	2.0	0.70	1
Bis(2-chloroethoxy)methane	ND		ug/l	5.0	0.63	1
Hexachlorocyclopentadiene	ND		ug/l	20	7.8	1
Isophorone	ND		ug/l	5.0	0.60	1
Nitrobenzene	ND		ug/l	2.0	0.75	1
NDPA/DPA	ND		ug/l	2.0	0.64	1
n-Nitrosodi-n-propylamine	ND		ug/l	5.0	0.70	1
Bis(2-ethylhexyl)phthalate	ND		ug/l	3.0	0.91	1
Butyl benzyl phthalate	ND		ug/l	5.0	1.3	1
Di-n-butylphthalate	ND		ug/l	5.0	0.69	1
Di-n-octylphthalate	ND		ug/l	5.0	1.1	1
Diethyl phthalate	ND		ug/l	5.0	0.63	1
Dimethyl phthalate	ND		ug/l	5.0	0.65	1
Biphenyl	ND		ug/l	2.0	0.76	1
4-Chloroaniline	ND		ug/l	5.0	0.63	1
2-Nitroaniline	ND		ug/l	5.0	1.1	1
3-Nitroaniline	ND		ug/l	5.0	1.2	1
4-Nitroaniline	ND		ug/l	5.0	1.3	1
Dibenzofuran	ND		ug/l	2.0	0.66	1
1,2,4,5-Tetrachlorobenzene	ND		ug/l	10	0.67	1
Acetophenone	ND		ug/l	5.0	0.85	1
2,4,6-Trichlorophenol	ND		ug/l	5.0	0.68	1
p-Chloro-m-cresol	ND		ug/l	2.0	0.62	1
2-Chlorophenol	ND		ug/l	2.0	0.63	1

Project Name: COTTAGE PLACE GARDENS PHASE 3A **Lab Number:** L1702743

Project Number: 15.5268 **Report Date:** 01/31/17

SAMPLE RESULTS

Lab ID: L1702743-01 Date Collected: 01/26/17 08:30

Client ID: MW-B-2 Date Received: 01/26/17

Sample Location: YONKERS, NY Field Prep: Not Specified

Parameter	Result	Qualifier	Units	RL	MDL	Dilution Factor
Semivolatile Organics by GC/MS - Westborough Lab						
2,4-Dichlorophenol	ND		ug/l	5.0	0.77	1
2,4-Dimethylphenol	ND		ug/l	5.0	1.6	1
2-Nitrophenol	ND		ug/l	10	1.5	1
4-Nitrophenol	ND		ug/l	10	1.8	1
2,4-Dinitrophenol	ND		ug/l	20	5.5	1
4,6-Dinitro-o-cresol	ND		ug/l	10	2.1	1
Phenol	ND		ug/l	5.0	1.9	1
3-Methylphenol/4-Methylphenol	ND		ug/l	5.0	1.1	1
2,4,5-Trichlorophenol	ND		ug/l	5.0	0.72	1
Carbazole	ND		ug/l	2.0	0.63	1
Atrazine	ND		ug/l	10	1.8	1
Benzaldehyde	ND		ug/l	5.0	1.1	1
Caprolactam	ND		ug/l	10	3.6	1
2,3,4,6-Tetrachlorophenol	ND		ug/l	5.0	0.93	1

Surrogate	% Recovery	Qualifier	Acceptance Criteria
2-Fluorophenol	46		21-120
Phenol-d6	32		10-120
Nitrobenzene-d5	70		23-120
2-Fluorobiphenyl	71		15-120
2,4,6-Tribromophenol	62		10-120
4-Terphenyl-d14	75		41-149

Project Name: COTTAGE PLACE GARDENS PHASE 3A **Lab Number:** L1702743

Project Number: 15.5268 **Report Date:** 01/31/17

SAMPLE RESULTS

Lab ID:	L1702743-01	Date Collected:	01/26/17 08:30
Client ID:	MW-B-2	Date Received:	01/26/17
Sample Location:	YONKERS, NY	Field Prep:	Not Specified
Matrix:	Water	Extraction Method:	EPA 3510C
Analytical Method:	1,8270D-SIM	Extraction Date:	01/27/17 02:27
Analytical Date:	01/28/17 18:54		
Analyst:	KL		

Parameter	Result	Qualifier	Units	RL	MDL	Dilution Factor
Semivolatile Organics by GC/MS-SIM - Westborough Lab						
Acenaphthene	ND		ug/l	0.10	0.04	1
2-Chloronaphthalene	ND		ug/l	0.20	0.04	1
Fluoranthene	0.06	J	ug/l	0.20	0.04	1
Hexachlorobutadiene	ND		ug/l	0.50	0.04	1
Naphthalene	0.34		ug/l	0.20	0.04	1
Benzo(a)anthracene	0.02	J	ug/l	0.20	0.02	1
Benzo(a)pyrene	ND		ug/l	0.20	0.04	1
Benzo(b)fluoranthene	0.03	J	ug/l	0.20	0.02	1
Benzo(k)fluoranthene	ND		ug/l	0.20	0.04	1
Chrysene	ND		ug/l	0.20	0.04	1
Acenaphthylene	ND		ug/l	0.20	0.04	1
Anthracene	ND		ug/l	0.20	0.04	1
Benzo(ghi)perylene	ND		ug/l	0.20	0.04	1
Fluorene	ND		ug/l	0.20	0.04	1
Phenanthrene	0.07	J	ug/l	0.20	0.02	1
Dibenzo(a,h)anthracene	ND		ug/l	0.20	0.04	1
Indeno(1,2,3-cd)pyrene	ND		ug/l	0.20	0.04	1
Pyrene	0.08	J	ug/l	0.20	0.04	1
2-Methylnaphthalene	0.06	J	ug/l	0.20	0.05	1
Pentachlorophenol	ND		ug/l	0.80	0.22	1
Hexachlorobenzene	ND		ug/l	0.80	0.03	1
Hexachloroethane	ND		ug/l	0.80	0.03	1

Project Name: COTTAGE PLACE GARDENS PHASE 3A **Lab Number:** L1702743

Project Number: 15.5268 **Report Date:** 01/31/17

SAMPLE RESULTS

Lab ID: L1702743-01 Date Collected: 01/26/17 08:30

Client ID: MW-B-2 Date Received: 01/26/17

Sample Location: YONKERS, NY Field Prep: Not Specified

Parameter	Result	Qualifier	Units	RL	MDL	Dilution Factor

Semivolatile Organics by GC/MS-SIM - Westborough Lab

Surrogate	% Recovery	Qualifier	Acceptance Criteria
2-Fluorophenol	42		21-120
Phenol-d6	33		10-120
Nitrobenzene-d5	74		23-120
2-Fluorobiphenyl	65		15-120
2,4,6-Tribromophenol	84		10-120
4-Terphenyl-d14	83		41-149

Project Name: COTTAGE PLACE GARDENS PHASE 3A **Lab Number:** L1702743

Project Number: 15.5268 **Report Date:** 01/31/17

Method Blank Analysis
Batch Quality Control

Analytical Method: 1,8270D
Analytical Date: 01/27/17 10:28
Analyst: PS

Extraction Method: EPA 3510C
Extraction Date: 01/27/17 00:50

Parameter	Result	Qualifier	Units	RL	MDL
Semivolatile Organics by GC/MS - Westborough Lab for sample(s): 01 Batch: WG972986-1					
Bis(2-chloroethyl)ether	ND		ug/l	2.0	0.67
3,3'-Dichlorobenzidine	ND		ug/l	5.0	1.4
2,4-Dinitrotoluene	ND		ug/l	5.0	0.84
2,6-Dinitrotoluene	ND		ug/l	5.0	1.1
4-Chlorophenyl phenyl ether	ND		ug/l	2.0	0.62
4-Bromophenyl phenyl ether	ND		ug/l	2.0	0.73
Bis(2-chloroisopropyl)ether	ND		ug/l	2.0	0.70
Bis(2-chloroethoxy)methane	ND		ug/l	5.0	0.63
Hexachlorocyclopentadiene	ND		ug/l	20	7.8
Isophorone	ND		ug/l	5.0	0.60
Nitrobenzene	ND		ug/l	2.0	0.75
NDPA/DPA	ND		ug/l	2.0	0.64
n-Nitrosodi-n-propylamine	ND		ug/l	5.0	0.70
Bis(2-ethylhexyl)phthalate	ND		ug/l	3.0	0.91
Butyl benzyl phthalate	ND		ug/l	5.0	1.3
Di-n-butylphthalate	ND		ug/l	5.0	0.69
Di-n-octylphthalate	ND		ug/l	5.0	1.1
Diethyl phthalate	ND		ug/l	5.0	0.63
Dimethyl phthalate	ND		ug/l	5.0	0.65
Biphenyl	ND		ug/l	2.0	0.76
4-Chloroaniline	ND		ug/l	5.0	0.63
2-Nitroaniline	ND		ug/l	5.0	1.1
3-Nitroaniline	ND		ug/l	5.0	1.2
4-Nitroaniline	ND		ug/l	5.0	1.3
Dibenzofuran	ND		ug/l	2.0	0.66
1,2,4,5-Tetrachlorobenzene	ND		ug/l	10	0.67
Acetophenone	ND		ug/l	5.0	0.85
2,4,6-Trichlorophenol	ND		ug/l	5.0	0.68
p-Chloro-m-cresol	ND		ug/l	2.0	0.62

Project Name: COTTAGE PLACE GARDENS PHASE 3A
Project Number: 15.5268

Lab Number: L1702743
Report Date: 01/31/17

Method Blank Analysis
Batch Quality Control

Analytical Method: 1,8270D
Analytical Date: 01/27/17 10:28
Analyst: PS

Extraction Method: EPA 3510C
Extraction Date: 01/27/17 00:50

Parameter	Result	Qualifier	Units	RL	MDL
Semivolatile Organics by GC/MS - Westborough Lab for sample(s): 01 Batch: WG972986-1					
2-Chlorophenol	ND		ug/l	2.0	0.63
2,4-Dichlorophenol	ND		ug/l	5.0	0.77
2,4-Dimethylphenol	ND		ug/l	5.0	1.6
2-Nitrophenol	ND		ug/l	10	1.5
4-Nitrophenol	ND		ug/l	10	1.8
2,4-Dinitrophenol	ND		ug/l	20	5.5
4,6-Dinitro-o-cresol	ND		ug/l	10	2.1
Phenol	ND		ug/l	5.0	1.9
3-Methylphenol/4-Methylphenol	ND		ug/l	5.0	1.1
2,4,5-Trichlorophenol	ND		ug/l	5.0	0.72
Carbazole	ND		ug/l	2.0	0.63
Atrazine	ND		ug/l	10	1.8
Benzaldehyde	ND		ug/l	5.0	1.1
Caprolactam	ND		ug/l	10	3.6
2,3,4,6-Tetrachlorophenol	ND		ug/l	5.0	0.93

Surrogate	%Recovery	Qualifier	Acceptance Criteria
2-Fluorophenol	39		21-120
Phenol-d6	28		10-120
Nitrobenzene-d5	69		23-120
2-Fluorobiphenyl	65		15-120
2,4,6-Tribromophenol	67		10-120
4-Terphenyl-d14	65		41-149

Project Name: COTTAGE PLACE GARDENS PHASE 3A **Lab Number:** L1702743

Project Number: 15.5268 **Report Date:** 01/31/17

Method Blank Analysis
Batch Quality Control

Analytical Method: 1,8270D-SIM
Analytical Date: 01/27/17 10:51
Analyst: DV

Extraction Method: EPA 3510C
Extraction Date: 01/27/17 00:50

Parameter	Result	Qualifier	Units	RL	MDL
Semivolatile Organics by GC/MS-SIM - Westborough Lab for sample(s): 01 Batch: WG972994-1					
Acenaphthene	ND		ug/l	0.10	0.04
2-Chloronaphthalene	ND		ug/l	0.20	0.04
Fluoranthene	ND		ug/l	0.20	0.04
Hexachlorobutadiene	ND		ug/l	0.50	0.04
Naphthalene	ND		ug/l	0.20	0.04
Benzo(a)anthracene	ND		ug/l	0.20	0.02
Benzo(a)pyrene	ND		ug/l	0.20	0.04
Benzo(b)fluoranthene	ND		ug/l	0.20	0.02
Benzo(k)fluoranthene	ND		ug/l	0.20	0.04
Chrysene	ND		ug/l	0.20	0.04
Acenaphthylene	ND		ug/l	0.20	0.04
Anthracene	ND		ug/l	0.20	0.04
Benzo(ghi)perylene	ND		ug/l	0.20	0.04
Fluorene	ND		ug/l	0.20	0.04
Phenanthrene	ND		ug/l	0.20	0.02
Dibenzo(a,h)anthracene	ND		ug/l	0.20	0.04
Indeno(1,2,3-cd)pyrene	ND		ug/l	0.20	0.04
Pyrene	ND		ug/l	0.20	0.04
2-Methylnaphthalene	ND		ug/l	0.20	0.05
Pentachlorophenol	ND		ug/l	0.80	0.22
Hexachlorobenzene	ND		ug/l	0.80	0.03
Hexachloroethane	ND		ug/l	0.80	0.03

Project Name: COTTAGE PLACE GARDENS PHASE 3A
Project Number: 15.5268

Lab Number: L1702743
Report Date: 01/31/17

Method Blank Analysis
Batch Quality Control

Analytical Method: 1,8270D-SIM
Analytical Date: 01/27/17 10:51
Analyst: DV

Extraction Method: EPA 3510C
Extraction Date: 01/27/17 00:50

Parameter	Result	Qualifier	Units	RL	MDL
Semivolatile Organics by GC/MS-SIM - Westborough Lab for sample(s): 01 Batch: WG972994-1					

Surrogate	%Recovery	Qualifier	Acceptance Criteria
2-Fluorophenol	37		21-120
Phenol-d6	29		10-120
Nitrobenzene-d5	65		23-120
2-Fluorobiphenyl	61		15-120
2,4,6-Tribromophenol	73		10-120
4-Terphenyl-d14	68		41-149

Lab Control Sample Analysis
Batch Quality Control

Project Name: COTTAGE PLACE GARDENS PHASE 3A

Project Number: 15.5268

Lab Number: L1702743

Report Date: 01/31/17

Parameter	LCS %Recovery	Qual	LCSD %Recovery	Qual	%Recovery Limits	RPD	Qual	RPD Limits
Semivolatile Organics by GC/MS - Westborough Lab Associated sample(s): 01 Batch: WG972986-2 WG972986-3								
Acenaphthene	71		67		37-111	6		30
Benzidine	**0**	Q	20		10-75	NC		30
1,2,4-Trichlorobenzene	67		55		39-98	20		30
Hexachlorobenzene	82		75		40-140	9		30
Bis(2-chloroethyl)ether	69		63		40-140	9		30
2-Chloronaphthalene	73		66		40-140	10		30
1,2-Dichlorobenzene	62		50		40-140	21		30
1,3-Dichlorobenzene	60		48		40-140	22		30
1,4-Dichlorobenzene	61		48		36-97	24		30
3,3'-Dichlorobenzidine	74		60		40-140	21		30
2,4-Dinitrotoluene	84		78		48-143	7		30
2,6-Dinitrotoluene	82		78		40-140	5		30
Azobenzene	73		67		40-140	9		30
Fluoranthene	79		72		40-140	9		30
4-Chlorophenyl phenyl ether	74		69		40-140	7		30
4-Bromophenyl phenyl ether	81		73		40-140	10		30
Bis(2-chloroisopropyl)ether	66		59		40-140	11		30
Bis(2-chloroethoxy)methane	74		68		40-140	8		30
Hexachlorobutadiene	65		52		40-140	22		30
Hexachlorocyclopentadiene	59		54		40-140	9		30
Hexachloroethane	61		47		40-140	26		30

Lab Control Sample Analysis
Batch Quality Control

Project Name: COTTAGE PLACE GARDENS PHASE 3A
Project Number: 15.5268
Lab Number: L1702743
Report Date: 01/31/17

Parameter	LCS %Recovery	Qual	LCSD %Recovery	Qual	%Recovery Limits	RPD	Qual	RPD Limits
Semivolatile Organics by GC/MS - Westborough Lab Associated sample(s): 01 Batch: WG972986-2 WG972986-3								
Isophorone	76		70		40-140	8		30
Naphthalene	67		60		40-140	11		30
Nitrobenzene	77		70		40-140	10		30
NitrosoDiPhenylAmine(NDPA)/DPA	75		72		40-140	4		30
n-Nitrosodi-n-propylamine	76		69		29-132	10		30
Bis(2-Ethylhexyl)phthalate	77		69		40-140	11		30
Butyl benzyl phthalate	83		76		40-140	9		30
Di-n-butylphthalate	86		78		40-140	10		30
Di-n-octylphthalate	79		72		40-140	9		30
Diethyl phthalate	79		74		40-140	7		30
Dimethyl phthalate	81		76		40-140	6		30
Benzo(a)anthracene	78		71		40-140	9		30
Benzo(a)pyrene	83		76		40-140	9		30
Benzo(b)fluoranthene	83		74		40-140	11		30
Benzo(k)fluoranthene	80		74		40-140	8		30
Chrysene	76		69		40-140	10		30
Acenaphthylene	76		71		45-123	7		30
Anthracene	77		71		40-140	8		30
Benzo(ghi)perylene	78		72		40-140	8		30
Fluorene	75		70		40-140	7		30
Phenanthrene	74		69		40-140	7		30

Lab Control Sample Analysis
Batch Quality Control

Project Name: COTTAGE PLACE GARDENS PHASE 3A
Project Number: 15.5268
Lab Number: L1702743
Report Date: 01/31/17

Parameter	LCS %Recovery	Qual	LCSD %Recovery	Qual	%Recovery Limits	RPD	Qual	RPD Limits
Semivolatile Organics by GC/MS - Westborough Lab Associated sample(s): 01 Batch: WG972986-2 WG972986-3								
Dibenzo(a,h)anthracene	80		73		40-140	9		30
Indeno(1,2,3-cd)Pyrene	82		75		40-140	9		30
Pyrene	77		70		26-127	10		30
Biphenyl	68		62		40-140	9		30
Aniline	**28**	Q	**29**	Q	40-140	4		30
4-Chloroaniline	53		51		40-140	4		30
1-Methylnaphthalene	71		64		41-103	10		30
2-Nitroaniline	90		85		52-143	6		30
3-Nitroaniline	75		72		25-145	4		30
4-Nitroaniline	75		72		51-143	4		30
Dibenzofuran	72		68		40-140	6		30
2-Methylnaphthalene	71		63		40-140	12		30
1,2,4,5-Tetrachlorobenzene	66		57		2-134	15		30
Pentachloronitrobenzene	95		86		4-189	10		30
Acetophenone	75		69		39-129	8		30
n-Nitrosodimethylamine	43		39		22-74	10		30
2,4,6-Trichlorophenol	87		83		30-130	5		30
P-Chloro-M-Cresol	76		79		23-97	4		30
2-Chlorophenol	64		66		27-123	3		30
2,4-Dichlorophenol	75		74		30-130	1		30
2,4-Dimethylphenol	68		68		30-130	0		30

Lab Control Sample Analysis
Batch Quality Control

Project Name: COTTAGE PLACE GARDENS PHASE 3A

Project Number: 15.5268

Lab Number: L1702743

Report Date: 01/31/17

Parameter	LCS %Recovery	Qual	LCSD %Recovery	Qual	%Recovery Limits	RPD	Qual	RPD Limits
Semivolatile Organics by GC/MS - Westborough Lab Associated sample(s): 01 Batch: WG972986-2 WG972986-3								
2-Nitrophenol	82		79		30-130	4		30
4-Nitrophenol	48		54		10-80	12		30
2,4-Dinitrophenol	78		77		20-130	1		30
4,6-Dinitro-o-cresol	91		88		20-164	3		30
Pentachlorophenol	77		71		9-103	8		30
Phenol	31		32		12-110	3		30
2-Methylphenol	58		62		30-130	7		30
3-Methylphenol/4-Methylphenol	57		61		30-130	7		30
2,4,5-Trichlorophenol	87		84		30-130	4		30
Benzoic Acid	27		28		10-164	4		30
Benzyl Alcohol	63		60		26-116	5		30
Carbazole	79		73		55-144	8		30
Pyridine	23		22		10-66	4		30
Parathion, ethyl	135		124		40-140	8		30
Atrazine	101		96		40-140	5		30
Benzaldehyde	66		60		40-140	10		30
Caprolactam	24		25		10-130	4		30
2,3,4,6-Tetrachlorophenol	80		76		40-140	5		30

Lab Control Sample Analysis
Batch Quality Control

Project Name: COTTAGE PLACE GARDENS PHASE 3A
Project Number: 15.5268
Lab Number: L1702743
Report Date: 01/31/17

Parameter	LCS %Recovery	Qual	LCSD %Recovery	Qual	%Recovery Limits	RPD	Qual	RPD Limits

Semivolatile Organics by GC/MS - Westborough Lab Associated sample(s): 01 Batch: WG972986-2 WG972986-3

Surrogate	LCS %Recovery	Qual	LCSD %Recovery	Qual	Acceptance Criteria
2-Fluorophenol	45		47		21-120
Phenol-d6	34		36		10-120
Nitrobenzene-d5	80		73		23-120
2-Fluorobiphenyl	74		68		15-120
2,4,6-Tribromophenol	86		83		10-120
4-Terphenyl-d14	79		71		41-149

Lab Control Sample Analysis
Batch Quality Control

Project Name: COTTAGE PLACE GARDENS PHASE 3A
Project Number: 15.5268
Lab Number: L1702743
Report Date: 01/31/17

Parameter	LCS %Recovery	Qual	LCSD %Recovery	Qual	%Recovery Limits	RPD	Qual	RPD Limits
Semivolatile Organics by GC/MS-SIM - Westborough Lab Associated sample(s): 01 Batch: WG972994-2 WG972994-3								
Acenaphthene	77		78		37-111	1		40
2-Chloronaphthalene	78		79		40-140	1		40
Fluoranthene	83		84		40-140	1		40
Hexachlorobutadiene	67		68		40-140	1		40
Naphthalene	73		74		40-140	1		40
Benzo(a)anthracene	83		84		40-140	1		40
Benzo(a)pyrene	79		79		40-140	0		40
Benzo(b)fluoranthene	85		90		40-140	6		40
Benzo(k)fluoranthene	83		79		40-140	5		40
Chrysene	82		83		40-140	1		40
Acenaphthylene	83		84		40-140	1		40
Anthracene	82		83		40-140	1		40
Benzo(ghi)perylene	82		82		40-140	0		40
Fluorene	82		84		40-140	2		40
Phenanthrene	81		81		40-140	0		40
Dibenzo(a,h)anthracene	80		79		40-140	1		40
Indeno(1,2,3-cd)pyrene	80		80		40-140	0		40
Pyrene	81		82		26-127	1		40
1-Methylnaphthalene	78		80		40-140	3		40
2-Methylnaphthalene	78		81		40-140	4		40
Pentachlorophenol	80		82		9-103	2		40

Lab Control Sample Analysis
Batch Quality Control

Project Name: COTTAGE PLACE GARDENS PHASE 3A
Project Number: 15.5268
Lab Number: L1702743
Report Date: 01/31/17

Parameter	LCS %Recovery	Qual	LCSD %Recovery	Qual	%Recovery Limits	RPD	Qual	RPD Limits
Semivolatile Organics by GC/MS-SIM - Westborough Lab Associated sample(s): 01 Batch: WG972994-2 WG972994-3								
Hexachlorobenzene	77		76		40-140	1		40
Hexachloroethane	66		69		40-140	4		40

Surrogate	LCS %Recovery	Qual	LCSD %Recovery	Qual	Acceptance Criteria
2-Fluorophenol	41		42		21-120
Phenol-d6	32		33		10-120
Nitrobenzene-d5	64		66		23-120
2-Fluorobiphenyl	67		69		15-120
2,4,6-Tribromophenol	80		79		10-120
4-Terphenyl-d14	62		64		41-149

PCBS

Project Name: COTTAGE PLACE GARDENS PHASE 3A **Lab Number:** L1702743

Project Number: 15.5268 **Report Date:** 01/31/17

SAMPLE RESULTS

Lab ID:	L1702743-01	Date Collected:	01/26/17 08:30
Client ID:	MW-B-2	Date Received:	01/26/17
Sample Location:	YONKERS, NY	Field Prep:	Not Specified
Matrix:	Water	Extraction Method:	EPA 3510C
Analytical Method:	1,8082A	Extraction Date:	01/27/17 02:29
Analytical Date:	01/27/17 10:35	Cleanup Method:	EPA 3665A
Analyst:	HT	Cleanup Date:	01/27/17
		Cleanup Method:	EPA 3660B
		Cleanup Date:	01/27/17

Parameter	Result	Qualifier	Units	RL	MDL	Dilution Factor	Column
Polychlorinated Biphenyls by GC - Westborough Lab							
Aroclor 1016	ND		ug/l	0.083	0.055	1	A
Aroclor 1221	ND		ug/l	0.083	0.053	1	A
Aroclor 1232	ND		ug/l	0.083	0.031	1	A
Aroclor 1242	ND		ug/l	0.083	0.060	1	A
Aroclor 1248	ND		ug/l	0.083	0.051	1	A
Aroclor 1254	ND		ug/l	0.083	0.034	1	A
Aroclor 1260	ND		ug/l	0.083	0.032	1	A
Aroclor 1262	ND		ug/l	0.083	0.029	1	A
Aroclor 1268	ND		ug/l	0.083	0.038	1	A
PCBs, Total	ND		ug/l	0.083	0.029	1	A

Surrogate	% Recovery	Qualifier	Acceptance Criteria	Column
2,4,5,6-Tetrachloro-m-xylene	82		30-150	A
Decachlorobiphenyl	91		30-150	A
2,4,5,6-Tetrachloro-m-xylene	85		30-150	B
Decachlorobiphenyl	86		30-150	B

Project Name: COTTAGE PLACE GARDENS PHASE 3A
Project Number: 15.5268

Lab Number: L1702743
Report Date: 01/31/17

Method Blank Analysis
Batch Quality Control

Analytical Method: 1,8082A
Analytical Date: 01/27/17 09:29
Analyst: JA

Extraction Method: EPA 3510C
Extraction Date: 01/27/17 01:47
Cleanup Method: EPA 3665A
Cleanup Date: 01/27/17
Cleanup Method: EPA 3660B
Cleanup Date: 01/27/17

Parameter	Result	Qualifier	Units	RL	MDL	Column
Polychlorinated Biphenyls by GC - Westborough Lab for sample(s): 01 Batch: WG972999-1						
Aroclor 1016	ND		ug/l	0.083	0.055	A
Aroclor 1221	ND		ug/l	0.083	0.053	A
Aroclor 1232	ND		ug/l	0.083	0.031	A
Aroclor 1242	ND		ug/l	0.083	0.060	A
Aroclor 1248	ND		ug/l	0.083	0.051	A
Aroclor 1254	ND		ug/l	0.083	0.034	A
Aroclor 1260	ND		ug/l	0.083	0.032	A
Aroclor 1262	ND		ug/l	0.083	0.029	A
Aroclor 1268	ND		ug/l	0.083	0.038	A
PCBs, Total	ND		ug/l	0.083	0.029	A

Surrogate	%Recovery	Qualifier	Acceptance Criteria	Column
2,4,5,6-Tetrachloro-m-xylene	85		30-150	A
Decachlorobiphenyl	87		30-150	A
2,4,5,6-Tetrachloro-m-xylene	89		30-150	B
Decachlorobiphenyl	81		30-150	B

Lab Control Sample Analysis
Batch Quality Control

Project Name: COTTAGE PLACE GARDENS PHASE 3A
Project Number: 15.5268
Lab Number: L1702743
Report Date: 01/31/17

Parameter	LCS %Recovery	Qual	LCSD %Recovery	Qual	%Recovery Limits	RPD	Qual	RPD Limits	Column
Polychlorinated Biphenyls by GC - Westborough Lab Associated sample(s): 01 Batch: WG972999-2 WG972999-3									
Aroclor 1016	119		119		40-140	0		50	A
Aroclor 1260	138		137		40-140	1		50	A

Surrogate	LCS %Recovery	Qual	LCSD %Recovery	Qual	Acceptance Criteria	Column
2,4,5,6-Tetrachloro-m-xylene	85		87		30-150	A
Decachlorobiphenyl	88		89		30-150	A
2,4,5,6-Tetrachloro-m-xylene	88		88		30-150	B
Decachlorobiphenyl	79		80		30-150	B

PESTICIDES

Project Name: COTTAGE PLACE GARDENS PHASE 3A **Lab Number:** L1702743

Project Number: 15.5268 **Report Date:** 01/31/17

SAMPLE RESULTS

Lab ID:	L1702743-01	Date Collected:	01/26/17 08:30
Client ID:	MW-B-2	Date Received:	01/26/17
Sample Location:	YONKERS, NY	Field Prep:	Not Specified
Matrix:	Water	Extraction Method:	EPA 3510C
Analytical Method:	1,8081B	Extraction Date:	01/27/17 01:59
Analytical Date:	01/27/17 14:42		
Analyst:	RL		

Parameter	Result	Qualifier	Units	RL	MDL	Dilution Factor	Column
Organochlorine Pesticides by GC - Westborough Lab							
Delta-BHC	ND		ug/l	0.020	0.005	1	A
Lindane	ND		ug/l	0.020	0.004	1	A
Alpha-BHC	ND		ug/l	0.020	0.004	1	A
Beta-BHC	ND		ug/l	0.020	0.006	1	A
Heptachlor	ND		ug/l	0.020	0.003	1	A
Aldrin	ND		ug/l	0.020	0.002	1	A
Heptachlor epoxide	ND		ug/l	0.020	0.004	1	A
Endrin	ND		ug/l	0.040	0.004	1	A
Endrin aldehyde	ND		ug/l	0.040	0.008	1	A
Endrin ketone	ND		ug/l	0.040	0.005	1	A
Dieldrin	ND		ug/l	0.040	0.004	1	A
4,4'-DDE	ND		ug/l	0.040	0.004	1	A
4,4'-DDD	ND		ug/l	0.040	0.005	1	A
4,4'-DDT	ND		ug/l	0.040	0.004	1	A
Endosulfan I	ND		ug/l	0.020	0.003	1	A
Endosulfan II	ND		ug/l	0.040	0.005	1	A
Endosulfan sulfate	ND		ug/l	0.040	0.005	1	A
Methoxychlor	ND		ug/l	0.200	0.007	1	A
Toxaphene	ND		ug/l	0.200	0.063	1	A
cis-Chlordane	ND		ug/l	0.020	0.007	1	A
trans-Chlordane	ND		ug/l	0.020	0.006	1	A
Chlordane	ND		ug/l	0.200	0.046	1	A

Surrogate	% Recovery	Qualifier	Acceptance Criteria	Column
2,4,5,6-Tetrachloro-m-xylene	100		30-150	A
Decachlorobiphenyl	90		30-150	A
2,4,5,6-Tetrachloro-m-xylene	85		30-150	B
Decachlorobiphenyl	69		30-150	B

Project Name: COTTAGE PLACE GARDENS PHASE 3A **Lab Number:** L1702743

Project Number: 15.5268 **Report Date:** 01/31/17

Method Blank Analysis
Batch Quality Control

Analytical Method: 1,8081B
Analytical Date: 01/27/17 11:46
Analyst: DM

Extraction Method: EPA 3510C
Extraction Date: 01/27/17 00:57

Parameter	Result	Qualifier	Units	RL	MDL	Column
Organochlorine Pesticides by GC - Westborough Lab for sample(s): 01 Batch: WG972996-1						
Delta-BHC	ND		ug/l	0.020	0.005	A
Lindane	ND		ug/l	0.020	0.004	A
Alpha-BHC	ND		ug/l	0.020	0.004	A
Beta-BHC	ND		ug/l	0.020	0.006	A
Heptachlor	ND		ug/l	0.020	0.003	A
Aldrin	ND		ug/l	0.020	0.002	A
Heptachlor epoxide	ND		ug/l	0.020	0.004	A
Endrin	ND		ug/l	0.040	0.004	A
Endrin aldehyde	ND		ug/l	0.040	0.008	A
Endrin ketone	ND		ug/l	0.040	0.005	A
Dieldrin	ND		ug/l	0.040	0.004	A
4,4'-DDE	ND		ug/l	0.040	0.004	A
4,4'-DDD	ND		ug/l	0.040	0.005	A
4,4'-DDT	ND		ug/l	0.040	0.004	A
Endosulfan I	ND		ug/l	0.020	0.003	A
Endosulfan II	ND		ug/l	0.040	0.005	A
Endosulfan sulfate	ND		ug/l	0.040	0.005	A
Methoxychlor	ND		ug/l	0.200	0.007	A
Toxaphene	ND		ug/l	0.200	0.063	A
cis-Chlordane	ND		ug/l	0.020	0.007	A
trans-Chlordane	ND		ug/l	0.020	0.006	A
Chlordane	ND		ug/l	0.200	0.046	A

Project Name: COTTAGE PLACE GARDENS PHASE 3A **Lab Number:** L1702743

Project Number: 15.5268 **Report Date:** 01/31/17

Method Blank Analysis
Batch Quality Control

Analytical Method: 1,8081B
Analytical Date: 01/27/17 11:46
Analyst: DM

Extraction Method: EPA 3510C
Extraction Date: 01/27/17 00:57

Parameter	Result	Qualifier	Units	RL	MDL
Organochlorine Pesticides by GC - Westborough Lab for sample(s): 01 Batch: WG972996-1					

Surrogate	%Recovery	Qualifier	Acceptance Criteria	Column
2,4,5,6-Tetrachloro-m-xylene	88		30-150	A
Decachlorobiphenyl	84		30-150	A
2,4,5,6-Tetrachloro-m-xylene	78		30-150	B
Decachlorobiphenyl	70		30-150	B

Lab Control Sample Analysis
Batch Quality Control

Project Name: COTTAGE PLACE GARDENS PHASE 3A
Project Number: 15.5268
Lab Number: L1702743
Report Date: 01/31/17

Parameter	LCS %Recovery	Qual	LCSD %Recovery	Qual	%Recovery Limits	RPD	Qual	RPD Limits	Column
Organochlorine Pesticides by GC - Westborough Lab Associated sample(s): 01 Batch: WG972996-2 WG972996-3									
Delta-BHC	94		91		30-150	3		20	A
Lindane	92		89		30-150	3		20	A
Alpha-BHC	100		96		30-150	4		20	A
Beta-BHC	91		87		30-150	4		20	A
Heptachlor	94		84		30-150	12		20	A
Aldrin	102		88		30-150	15		20	A
Heptachlor epoxide	102		99		30-150	3		20	A
Endrin	103		101		30-150	2		20	A
Endrin aldehyde	92		93		30-150	0		20	A
Endrin ketone	106		107		30-150	1		20	A
Dieldrin	107		105		30-150	2		20	A
4,4'-DDE	101		97		30-150	4		20	A
4,4'-DDD	100		98		30-150	2		20	A
4,4'-DDT	102		101		30-150	1		20	A
Endosulfan I	105		103		30-150	2		20	A
Endosulfan II	100		99		30-150	1		20	A
Endosulfan sulfate	104		106		30-150	2		20	A
Methoxychlor	103		104		30-150	1		20	A
cis-Chlordane	99		96		30-150	3		20	A
trans-Chlordane	99		94		30-150	5		20	A

Lab Control Sample Analysis

Batch Quality Control

Project Name: COTTAGE PLACE GARDENS PHASE 3A

Project Number: 15.5268

Lab Number: L1702743

Report Date: 01/31/17

Parameter	LCS %Recovery	Qual	LCSD %Recovery	Qual	%Recovery Limits	RPD	Qual	RPD Limits
Organochlorine Pesticides by GC - Westborough Lab Associated sample(s): 01 Batch: WG972996-2 WG972996-3								

Surrogate	LCS %Recovery	Qual	LCSD %Recovery	Qual	Acceptance Criteria	Column
2,4,5,6-Tetrachloro-m-xylene	85		75		30-150	A
Decachlorobiphenyl	97		96		30-150	A
2,4,5,6-Tetrachloro-m-xylene	79		69		30-150	B
Decachlorobiphenyl	79		78		30-150	B

METALS

Project Name: COTTAGE PLACE GARDENS PHASE 3A **Lab Number:** L1702743

Project Number: 15.5268 **Report Date:** 01/31/17

SAMPLE RESULTS

Lab ID: L1702743-01 Date Collected: 01/26/17 08:30

Client ID: MW-B-2 Date Received: 01/26/17

Sample Location: YONKERS, NY Field Prep: Not Specified

Matrix: Water

Parameter	Result	Qualifier	Units	RL	MDL	Dilution Factor	Date Prepared	Date Analyzed	Prep Method	Analytical Method	Analyst
Total Metals - Mansfield Lab											
Aluminum, Total	ND		mg/l	0.10	0.032	1	01/27/17 11:42	01/28/17 02:10	EPA 3005A	1,6010C	AB
Antimony, Total	ND		mg/l	0.0500	0.0071	1	01/27/17 11:42	01/28/17 02:10	EPA 3005A	1,6010C	AB
Arsenic, Total	0.0077		mg/l	0.0050	0.0019	1	01/27/17 11:42	01/28/17 02:10	EPA 3005A	1,6010C	AB
Barium, Total	0.340		mg/l	0.0100	0.0021	1	01/27/17 11:42	01/28/17 02:10	EPA 3005A	1,6010C	AB
Beryllium, Total	ND		mg/l	0.0050	0.0009	1	01/27/17 11:42	01/28/17 02:10	EPA 3005A	1,6010C	AB
Cadmium, Total	ND		mg/l	0.0050	0.0010	1	01/27/17 11:42	01/28/17 02:10	EPA 3005A	1,6010C	AB
Calcium, Total	290		mg/l	0.10	0.035	1	01/27/17 11:42	01/28/17 02:10	EPA 3005A	1,6010C	AB
Chromium, Total	0.0023	J	mg/l	0.010	0.0021	1	01/27/17 11:42	01/28/17 02:10	EPA 3005A	1,6010C	AB
Cobalt, Total	0.0017	J	mg/l	0.0200	0.0017	1	01/27/17 11:42	01/28/17 02:10	EPA 3005A	1,6010C	AB
Copper, Total	0.0034	J	mg/l	0.0100	0.0022	1	01/27/17 11:42	01/28/17 02:10	EPA 3005A	1,6010C	AB
Iron, Total	0.092		mg/l	0.050	0.0090	1	01/27/17 11:42	01/28/17 02:10	EPA 3005A	1,6010C	AB
Lead, Total	ND		mg/l	0.0100	0.0027	1	01/27/17 11:42	01/28/17 02:10	EPA 3005A	1,6010C	AB
Magnesium, Total	70.		mg/l	0.10	0.015	1	01/27/17 11:42	01/28/17 02:10	EPA 3005A	1,6010C	AB
Manganese, Total	0.571		mg/l	0.0100	0.0016	1	01/27/17 11:42	01/28/17 02:10	EPA 3005A	1,6010C	AB
Mercury, Total	0.00009	J	mg/l	0.00020	0.00006	1	01/27/17 10:42	01/30/17 19:26	EPA 7470A	1,7470A	EA
Nickel, Total	0.0036	J	mg/l	0.0250	0.0024	1	01/27/17 11:42	01/28/17 02:10	EPA 3005A	1,6010C	AB
Potassium, Total	8.1		mg/l	2.5	0.24	1	01/27/17 11:42	01/28/17 02:10	EPA 3005A	1,6010C	AB
Selenium, Total	ND		mg/l	0.0100	0.0035	1	01/27/17 11:42	01/28/17 02:10	EPA 3005A	1,6010C	AB
Silver, Total	ND		mg/l	0.0070	0.0028	1	01/27/17 11:42	01/28/17 02:10	EPA 3005A	1,6010C	AB
Sodium, Total	640		mg/l	2.0	0.12	1	01/27/17 11:42	01/28/17 02:10	EPA 3005A	1,6010C	AB
Thallium, Total	ND		mg/l	0.0200	0.0025	1	01/27/17 11:42	01/28/17 02:10	EPA 3005A	1,6010C	AB
Vanadium, Total	0.0021	J	mg/l	0.0100	0.0020	1	01/27/17 11:42	01/28/17 02:10	EPA 3005A	1,6010C	AB
Zinc, Total	ND		mg/l	0.0500	0.0021	1	01/27/17 11:42	01/28/17 02:10	EPA 3005A	1,6010C	AB

Project Name: COTTAGE PLACE GARDENS PHASE 3A **Lab Number:** L1702743

Project Number: 15.5268 **Report Date:** 01/31/17

Method Blank Analysis
Batch Quality Control

Parameter	Result	Qualifier	Units	RL	MDL	Dilution Factor	Date Prepared	Date Analyzed	Analytical Method	Analyst
Total Metals - Mansfield Lab for sample(s): 01 Batch: WG973122-1										
Mercury, Total	0.00009	J	mg/l	0.00020	0.00006	1	01/27/17 10:42	01/30/17 19:00	1,7470A	EA

Prep Information

Digestion Method: EPA 7470A

Parameter	Result	Qualifier	Units	RL	MDL	Dilution Factor	Date Prepared	Date Analyzed	Analytical Method	Analyst
Total Metals - Mansfield Lab for sample(s): 01 Batch: WG973148-1										
Aluminum, Total	ND		mg/l	0.10	0.032	1	01/27/17 11:42	01/27/17 23:59	1,6010C	AB
Antimony, Total	ND		mg/l	0.0500	0.0071	1	01/27/17 11:42	01/27/17 23:59	1,6010C	AB
Arsenic, Total	0.0030	J	mg/l	0.0050	0.0019	1	01/27/17 11:42	01/27/17 23:59	1,6010C	AB
Barium, Total	ND		mg/l	0.0100	0.0021	1	01/27/17 11:42	01/27/17 23:59	1,6010C	AB
Beryllium, Total	ND		mg/l	0.0050	0.0009	1	01/27/17 11:42	01/27/17 23:59	1,6010C	AB
Cadmium, Total	ND		mg/l	0.0050	0.0010	1	01/27/17 11:42	01/27/17 23:59	1,6010C	AB
Calcium, Total	ND		mg/l	0.10	0.035	1	01/27/17 11:42	01/27/17 23:59	1,6010C	AB
Chromium, Total	ND		mg/l	0.010	0.0021	1	01/27/17 11:42	01/27/17 23:59	1,6010C	AB
Cobalt, Total	ND		mg/l	0.0200	0.0017	1	01/27/17 11:42	01/27/17 23:59	1,6010C	AB
Copper, Total	ND		mg/l	0.0100	0.0022	1	01/27/17 11:42	01/27/17 23:59	1,6010C	AB
Iron, Total	ND		mg/l	0.050	0.0090	1	01/27/17 11:42	01/27/17 23:59	1,6010C	AB
Lead, Total	ND		mg/l	0.0100	0.0027	1	01/27/17 11:42	01/27/17 23:59	1,6010C	AB
Magnesium, Total	ND		mg/l	0.10	0.015	1	01/27/17 11:42	01/27/17 23:59	1,6010C	AB
Manganese, Total	ND		mg/l	0.0100	0.0016	1	01/27/17 11:42	01/27/17 23:59	1,6010C	AB
Nickel, Total	ND		mg/l	0.0250	0.0024	1	01/27/17 11:42	01/27/17 23:59	1,6010C	AB
Potassium, Total	ND		mg/l	2.5	0.24	1	01/27/17 11:42	01/27/17 23:59	1,6010C	AB
Selenium, Total	ND		mg/l	0.0100	0.0035	1	01/27/17 11:42	01/27/17 23:59	1,6010C	AB
Silver, Total	ND		mg/l	0.0070	0.0028	1	01/27/17 11:42	01/27/17 23:59	1,6010C	AB
Sodium, Total	ND		mg/l	2.0	0.12	1	01/27/17 11:42	01/27/17 23:59	1,6010C	AB
Thallium, Total	ND		mg/l	0.0200	0.0025	1	01/27/17 11:42	01/27/17 23:59	1,6010C	AB
Vanadium, Total	ND		mg/l	0.0100	0.0020	1	01/27/17 11:42	01/27/17 23:59	1,6010C	AB
Zinc, Total	ND		mg/l	0.0500	0.0021	1	01/27/17 11:42	01/27/17 23:59	1,6010C	AB

Project Name: COTTAGE PLACE GARDENS PHASE 3A **Lab Number:** L1702743

Project Number: 15.5268 **Report Date:** 01/31/17

Method Blank Analysis
Batch Quality Control

Prep Information

Digestion Method: EPA 3005A

Lab Control Sample Analysis

Batch Quality Control

Project Name: COTTAGE PLACE GARDENS PHASE 3A

Project Number: 15.5268

Lab Number: L1702743

Report Date: 01/31/17

Parameter	LCS %Recovery	Qual	LCSD %Recovery	Qual	%Recovery Limits	RPD	Qual	RPD Limits
Total Metals - Mansfield Lab Associated sample(s): 01 Batch: WG973122-2								
Mercury, Total	108		-		80-120	-		

Lab Control Sample Analysis
Batch Quality Control

Project Name: COTTAGE PLACE GARDENS PHASE 3A
Project Number: 15.5268
Lab Number: L1702743
Report Date: 01/31/17

Parameter	LCS %Recovery	LCSD %Recovery	%Recovery Limits	RPD	RPD Limits
Total Metals - Mansfield Lab Associated sample(s): 01 Batch: WG973148-2					
Aluminum, Total	100	-	80-120	-	
Antimony, Total	88	-	80-120	-	
Arsenic, Total	118	-	80-120	-	
Barium, Total	100	-	80-120	-	
Beryllium, Total	103	-	80-120	-	
Cadmium, Total	110	-	80-120	-	
Calcium, Total	100	-	80-120	-	
Chromium, Total	100	-	80-120	-	
Cobalt, Total	101	-	80-120	-	
Copper, Total	102	-	80-120	-	
Iron, Total	98	-	80-120	-	
Lead, Total	108	-	80-120	-	
Magnesium, Total	100	-	80-120	-	
Manganese, Total	101	-	80-120	-	
Nickel, Total	102	-	80-120	-	
Potassium, Total	100	-	80-120	-	
Selenium, Total	120	-	80-120	-	
Silver, Total	107	-	80-120	-	
Sodium, Total	100	-	80-120	-	
Thallium, Total	109	-	80-120	-	
Vanadium, Total	105	-	80-120	-	

Lab Control Sample Analysis

Batch Quality Control

Project Name: COTTAGE PLACE GARDENS PHASE 3A

Project Number: 15.5268

Lab Number: L1702743

Report Date: 01/31/17

Parameter	LCS %Recovery	LCSD %Recovery	%Recovery Limits	RPD	RPD Limits
Total Metals - Mansfield Lab Associated sample(s): 01 Batch: WG973148-2					
Zinc, Total	105	-	80-120	-	

Matrix Spike Analysis
Batch Quality Control

Project Name: COTTAGE PLACE GARDENS PHASE 3A
Project Number: 15.5268

Lab Number: L1702743
Report Date: 01/31/17

Parameter	Native Sample	MS Added	MS Found	MS %Recovery	Qual	MSD Found	MSD %Recovery	Qual	Recovery Limits	RPD	Qual	RPD Limits
Total Metals - Mansfield Lab Associated sample(s): 01 QC Batch ID: WG973122-3 QC Sample: L1702735-01 Client ID: MS Sample												
Mercury, Total	0.00012J	0.005	0.00530	106		-	-		75-125	-		20

Matrix Spike Analysis
Batch Quality Control

Project Name: COTTAGE PLACE GARDENS PHASE 3A
Project Number: 15.5268
Lab Number: L1702743
Report Date: 01/31/17

Parameter	Native Sample	MS Added	MS Found	MS %Recovery		MSD Found	MSD %Recovery		Recovery Limits	RPD	RPD Limits
Total Metals - Mansfield Lab Associated sample(s): 01 QC Batch ID: WG973148-3 WG973148-4 QC Sample: L1702506-11 Client ID: MS Sample											
Aluminum, Total	0.96	2	3.0	102		2.9	97		75-125	3	20
Antimony, Total	ND	0.5	0.473	95		0.475	95		75-125	0	20
Arsenic, Total	0.0048J	0.12	0.147	122		0.142	118		75-125	3	20
Barium, Total	0.026	2	2.06	102		2.00	99		75-125	3	20
Beryllium, Total	ND	0.05	0.0524	105		0.0505	101		75-125	4	20
Cadmium, Total	ND	0.051	0.0557	109		0.0538	105		75-125	3	20
Calcium, Total	52.	10	61	90		59	**70**	Q	75-125	3	20
Chromium, Total	ND	0.2	0.20	100		0.19	95		75-125	5	20
Cobalt, Total	0.002J	0.5	0.503	101		0.488	98		75-125	3	20
Copper, Total	0.005J	0.25	0.267	107		0.259	104		75-125	3	20
Iron, Total	1.5	1	2.4	90		2.3	80		75-125	4	20
Lead, Total	ND	0.51	0.550	108		0.531	104		75-125	4	20
Magnesium, Total	12.	10	22	100		21	90		75-125	5	20
Manganese, Total	0.179	0.5	0.683	101		0.659	96		75-125	4	20
Nickel, Total	0.003J	0.5	0.511	102		0.495	99		75-125	3	20
Potassium, Total	2.7	10	13	103		12	93		75-125	8	20
Selenium, Total	ND	0.12	0.144	120		0.140	117		75-125	3	20
Silver, Total	ND	0.05	0.0535	107		0.0530	106		75-125	1	20
Sodium, Total	47.	10	56	90		54	**70**	Q	75-125	4	20
Thallium, Total	ND	0.12	0.128	107		0.121	101		75-125	6	20
Vanadium, Total	ND	0.5	0.534	107		0.515	103		75-125	4	20

Matrix Spike Analysis
Batch Quality Control

Project Name: COTTAGE PLACE GARDENS PHASE 3A
Project Number: 15.5268

Lab Number: L1702743
Report Date: 01/31/17

Parameter	Native Sample	MS Added	MS Found	MS %Recovery	MSD Found	MSD %Recovery	Recovery Limits	RPD	RPD Limits
Total Metals - Mansfield Lab Associated sample(s): 01 QC Batch ID: WG973148-3 WG973148-4 QC Sample: L1702506-11 Client ID: MS Sample									
Zinc, Total	0.032J	0.5	0.555	111	0.532	106	75-125	4	20

Lab Duplicate Analysis
Batch Quality Control

Project Name: COTTAGE PLACE GARDENS PHASE 3A
Project Number: 15.5268

Lab Number: L1702743
Report Date: 01/31/17

Parameter	Native Sample	Duplicate Sample	Units	RPD	Qual	RPD Limits
Total Metals - Mansfield Lab Associated sample(s): 01 QC Batch ID: WG973122-4 QC Sample: L1702735-01 Client ID: DUP Sample						
Mercury, Total	0.00012J	0.00012J	mg/l	NC		20

INORGANICS
&
MISCELLANEOUS

Project Name: COTTAGE PLACE GARDENS PHASE 3A
Project Number: 15.5268

Lab Number: L1702743
Report Date: 01/31/17

SAMPLE RESULTS

Lab ID: L1702743-01
Client ID: MW-B-2
Sample Location: YONKERS, NY
Matrix: Water

Date Collected: 01/26/17 08:30
Date Received: 01/26/17
Field Prep: Not Specified

Parameter	Result	Qualifier	Units	RL	MDL	Dilution Factor	Date Prepared	Date Analyzed	Analytical Method	Analyst
General Chemistry - Westborough Lab										
Cyanide, Total	0.003	J	mg/l	0.005	0.001	1	01/27/17 09:37	01/27/17 13:49	1,9010C/9012B	JO

Project Name: COTTAGE PLACE GARDENS PHASE :

Project Number: 15.5268

Lab Number: L1702743

Report Date: 01/31/17

Method Blank Analysis
Batch Quality Control

Parameter	Result	Qualifier	Units	RL	MDL	Dilution Factor	Date Prepared	Date Analyzed	Analytical Method	Analyst
General Chemistry - Westborough Lab for sample(s): 01 Batch: WG973088-1										
Cyanide, Total	ND		mg/l	0.005	0.001	1	01/27/17 09:37	01/27/17 13:24	1,9010C/9012B	JO

Lab Control Sample Analysis

Batch Quality Control

Project Name: COTTAGE PLACE GARDENS PHASE 3A

Project Number: 15.5268

Lab Number: L1702743

Report Date: 01/31/17

Parameter	LCS %Recovery	Qual	LCSD %Recovery	Qual	%Recovery Limits	RPD	Qual	RPD Limits
General Chemistry - Westborough Lab Associated sample(s): 01 Batch: WG973088-2 WG973088-3								
Cyanide, Total	107		110		85-115	3		20

Matrix Spike Analysis
Batch Quality Control

Project Name: COTTAGE PLACE GARDENS PHASE 3A
Project Number: 15.5268

Lab Number: L1702743
Report Date: 01/31/17

Parameter	Native Sample	MS Added	MS Found	MS %Recovery	Qual	MSD Found	MSD %Recovery	Qual	Recovery Limits	RPD	Qual	RPD Limits
General Chemistry - Westborough Lab Associated sample(s): 01 QC Batch ID: WG973088-4 WG973088-5 QC Sample: L1702661-01 Client ID: MS Sample												
Cyanide, Total	ND	0.2	0.224	112		0.201	100		80-120	11		20

Project Name: COTTAGE PLACE GARDENS PHASE 3A
Project Number: 15.5268

Lab Number: L1702743
Report Date: 01/31/17

Sample Receipt and Container Information

Were project specific reporting limits specified? YES

Cooler Information	Custody Seal
Cooler	
A	Absent

Container Information

Container ID	Container Type	Cooler	pH	Temp deg C	Pres	Seal	Analysis(*)
L1702743-01A	Vial HCl preserved	A	N/A	4.3	Y	Absent	NYTCL-8260(14)
L1702743-01B	Vial HCl preserved	A	N/A	4.3	Y	Absent	NYTCL-8260(14)
L1702743-01C	Vial HCl preserved	A	N/A	4.3	Y	Absent	NYTCL-8260(14)
L1702743-01D	Plastic 250ml NaOH preserved	A	>12	4.3	Y	Absent	TCN-9010(14)
L1702743-01E	Plastic 250ml HNO3 preserved	A	<2	4.3	Y	Absent	BE-TI(180),AS-TI(180),BA-TI(180),AG-TI(180),AL-TI(180),CR-TI(180),NI-TI(180),TL-TI(180),CU-TI(180),PB-TI(180),SB-TI(180),SE-TI(180),ZN-TI(180),CO-TI(180),V-TI(180),FE-TI(180),HG-T(28),MG-TI(180),MN-TI(180),CA-TI(180),CD-TI(180),K-TI(180),NA-TI(180)
L1702743-01F	Amber 500ml unpreserved	A	7	4.3	Y	Absent	NYTCL-8081(7)
L1702743-01G	Amber 500ml unpreserved	A	7	4.3	Y	Absent	NYTCL-8081(7)
L1702743-01H	Amber 1000ml unpreserved	A	7	4.3	Y	Absent	NYTCL-8082-1200ML(7)
L1702743-01I	Amber 1000ml unpreserved	A	7	4.3	Y	Absent	NYTCL-8082-1200ML(7)
L1702743-01J	Amber 1000ml unpreserved	A	7	4.3	Y	Absent	NYTCL-8270(7),NYTCL-8270-SIM(7)
L1702743-01K	Amber 1000ml unpreserved	A	7	4.3	Y	Absent	NYTCL-8270(7),NYTCL-8270-SIM(7)

*Values in parentheses indicate holding time in days

Project Name:	COTTAGE PLACE GARDENS PHASE 3A	**Lab Number:**	L1702743
Project Number:	15.5268	**Report Date:**	01/31/17

GLOSSARY

Acronyms

EDL	- Estimated Detection Limit: This value represents the level to which target analyte concentrations are reported as estimated values, when those target analyte concentrations are quantified below the reporting limit (RL). The EDL includes any adjustments from dilutions, concentrations or moisture content, where applicable. The use of EDLs is specific to the analysis of PAHs using Solid-Phase Microextraction (SPME).
EPA	- Environmental Protection Agency.
LCS	- Laboratory Control Sample: A sample matrix, free from the analytes of interest, spiked with verified known amounts of analytes or a material containing known and verified amounts of analytes.
LCSD	- Laboratory Control Sample Duplicate: Refer to LCS.
LFB	- Laboratory Fortified Blank: A sample matrix, free from the analytes of interest, spiked with verified known amounts of analytes or a material containing known and verified amounts of analytes.
MDL	- Method Detection Limit: This value represents the level to which target analyte concentrations are reported as estimated values, when those target analyte concentrations are quantified below the reporting limit (RL). The MDL includes any adjustments from dilutions, concentrations or moisture content, where applicable.
MS	- Matrix Spike Sample: A sample prepared by adding a known mass of target analyte to a specified amount of matrix sample for which an independent estimate of target analyte concentration is available.
MSD	- Matrix Spike Sample Duplicate: Refer to MS.
NA	- Not Applicable.
NC	- Not Calculated: Term is utilized when one or more of the results utilized in the calculation are non-detect at the parameter's reporting unit.
NDPA/DPA	- N-Nitrosodiphenylamine/Diphenylamine.
NI	- Not Ignitable.
NP	- Non-Plastic: Term is utilized for the analysis of Atterberg Limits in soil.
RL	- Reporting Limit: The value at which an instrument can accurately measure an analyte at a specific concentration. The RL includes any adjustments from dilutions, concentrations or moisture content, where applicable.
RPD	- Relative Percent Difference: The results from matrix and/or matrix spike duplicates are primarily designed to assess the precision of analytical results in a given matrix and are expressed as relative percent difference (RPD). Values which are less than five times the reporting limit for any individual parameter are evaluated by utilizing the absolute difference between the values; although the RPD value will be provided in the report.
SRM	- Standard Reference Material: A reference sample of a known or certified value that is of the same or similar matrix as the associated field samples.
STLP	- Semi-dynamic Tank Leaching Procedure per EPA Method 1315.
TIC	- Tentatively Identified Compound: A compound that has been identified to be present and is not part of the target compound list (TCL) for the method and/or program. All TICs are qualitatively identified and reported as estimated concentrations.

Footnotes

1	- The reference for this analyte should be considered modified since this analyte is absent from the target analyte list of the original method.

Terms

Total: With respect to Organic analyses, a 'Total' result is defined as the summation of results for individual isomers or Aroclors. If a 'Total' result is requested, the results of its individual components will also be reported. This is applicable to 'Total' results for methods 8260, 8081 and 8082.

Analytical Method: Both the document from which the method originates and the analytical reference method. (Example: EPA 8260B is shown as 1,8260B.) The codes for the reference method documents are provided in the References section of the Addendum.

Data Qualifiers

A	- Spectra identified as "Aldol Condensation Product".
B	- The analyte was detected above the reporting limit in the associated method blank. Flag only applies to associated field samples that have detectable concentrations of the analyte at less than ten times (10x) the concentration found in the blank. For MCP-related projects, flag only applies to associated field samples that have detectable concentrations of the analyte at less than ten times (10x) the concentration found in the blank. For DOD-related projects, flag only applies to associated field samples that have detectable concentrations of the analyte at less than ten times (10x) the concentration found in the blank AND the analyte was detected above one-half the reporting limit (or above the reporting limit for common lab contaminants) in the associated method blank. For NJ-Air-related projects, flag only applies to associated field samples that have detectable concentrations of the analyte above the reporting limit. For NJ-related projects (excluding Air), flag only applies to associated field samples that have detectable concentrations of the analyte, which was detected above the reporting limit in the associated method blank or above five times the

Project Name:	COTTAGE PLACE GARDENS PHASE 3A	**Lab Number:**	L1702743
Project Number:	15.5268	**Report Date:**	01/31/17

Data Qualifiers

reporting limit for common lab contaminants (Phthalates, Acetone, Methylene Chloride, 2-Butanone).

C - Co-elution: The target analyte co-elutes with a known lab standard (i.e. surrogate, internal standards, etc.) for co-extracted analyses.

D - Concentration of analyte was quantified from diluted analysis. Flag only applies to field samples that have detectable concentrations of the analyte.

E - Concentration of analyte exceeds the range of the calibration curve and/or linear range of the instrument.

G - The concentration may be biased high due to matrix interferences (i.e, co-elution) with non-target compound(s). The result should be considered estimated.

H - The analysis of pH was performed beyond the regulatory-required holding time of 15 minutes from the time of sample collection.

I - The lower value for the two columns has been reported due to obvious interference.

M - Reporting Limit (RL) exceeds the MCP CAM Reporting Limit for this analyte.

NJ - Presumptive evidence of compound. This represents an estimated concentration for Tentatively Identified Compounds (TICs), where the identification is based on a mass spectral library search.

P - The RPD between the results for the two columns exceeds the method-specified criteria.

Q - The quality control sample exceeds the associated acceptance criteria. For DOD-related projects, LCS and/or Continuing Calibration Standard exceedences are also qualified on all associated sample results. Note: This flag is not applicable for matrix spike recoveries when the sample concentration is greater than 4x the spike added or for batch duplicate RPD when the sample concentrations are less than 5x the RL. (Metals only.)

R - Analytical results are from sample re-analysis.

RE - Analytical results are from sample re-extraction.

S - Analytical results are from modified screening analysis.

J - Estimated value. The Target analyte concentration is below the quantitation limit (RL), but above the Method Detection Limit (MDL) or Estimated Detection Limit (EDL) for SPME-related analyses. This represents an estimated concentration for Tentatively Identified Compounds (TICs).

ND - Not detected at the method detection limit (MDL) for the sample, or estimated detection limit (EDL) for SPME-related analyses.

Report Format: DU Report with 'J' Qualifiers

Project Name:	COTTAGE PLACE GARDENS PHASE 3A	**Lab Number:**	L1702743
Project Number:	15.5268	**Report Date:**	01/31/17

REFERENCES

1 Test Methods for Evaluating Solid Waste: Physical/Chemical Methods. EPA SW-846. Third Edition. Updates I - IV, 2007.

LIMITATION OF LIABILITIES

Alpha Analytical performs services with reasonable care and diligence normal to the analytical testing laboratory industry. In the event of an error, the sole and exclusive responsibility of Alpha Analytical shall be to re-perform the work at it's own expense. In no event shall Alpha Analytical be held liable for any incidental, consequential or special damages, including but not limited to, damages in any way connected with the use of, interpretation of, information or analysis provided by Alpha Analytical.

We strongly urge our clients to comply with EPA protocol regarding sample volume, preservation, cooling, containers, sampling procedures, holding time and splitting of samples in the field.

Certification Information

The following analytes are not included in our Primary NELAP Scope of Accreditation:

Westborough Facility
EPA 624: m/p-xylene, o-xylene
EPA 8260C: NPW: 1,2,4,5-Tetramethylbenzene; 4-Ethyltoluene, Azobenzene; SCM: Iodomethane (methyl iodide), Methyl methacrylate, 1,2,4,5-Tetramethylbenzene; 4-Ethyltoluene.
EPA 8270D: NPW: Dimethylnaphthalene,1,4-Diphenylhydrazine; SCM: Dimethylnaphthalene,1,4-Diphenylhydrazine.
EPA 300: DW: Bromide
EPA 6860: NPW and SCM: Perchlorate
EPA 9010: NPW and SCM: Amenable Cyanide Distillation
EPA 9012B: NPW: Total Cyanide
EPA 9050A: NPW: Specific Conductance
SM3500: NPW: Ferrous Iron
SM4500: NPW: Amenable Cyanide, Dissolved Oxygen; SCM: Total Phosphorus, TKN, NO2, NO3.
SM5310C: DW: Dissolved Organic Carbon

Mansfield Facility
SM 2540D: TSS
EPA 3005A NPW
EPA 8082A: NPW: PCB: 1, 5, 31, 87,101, 110, 141, 151, 153, 180, 183, 187.
EPA TO-15: Halothane, 2,4,4-Trimethyl-2-pentene, 2,4,4-Trimethyl-1-pentene, Thiophene, 2-Methylthiophene, 3-Methylthiophene, 2-Ethylthiophene, 1,2,3-Trimethylbenzene, Indan, Indene, 1,2,4,5-Tetramethylbenzene, Benzothiophene, 1-Methylnaphthalene.
Biological Tissue Matrix: EPA 3050B

The following analytes are included in our Massachusetts DEP Scope of Accreditation

Westborough Facility:

Drinking Water
EPA 300.0: Nitrate-N, Fluoride, Sulfate; **EPA 353.2**: Nitrate-N, Nitrite-N; **SM4500NO3-F**: Nitrate-N, Nitrite-N; **SM4500F-C, SM4500CN-CE, EPA 180.1, SM2130B, SM4500Cl-D, SM2320B, SM2540C, SM4500H-B**
EPA 332: Perchlorate; **EPA 524.2:** THMs and VOCs; **EPA 504.1:** EDB, DBCP.
Microbiology: **SM9215B; SM9223-P/A, SM9223B-Colilert-QT,SM9222D**.

Non-Potable Water
SM4500H,B, EPA 120.1, SM2510B, SM2540C, SM2320B, SM4500CL-E, SM4500F-BC, SM4500NH3-BH, **EPA 350.1**: Ammonia-N, **LACHAT 10-107-06-1-B**: Ammonia-N, **SM4500NO3-F, EPA 353.2**: Nitrate-N**, EPA 351.1, SM4500P-E, SM4500P-B, E, SM4500SO4-E, SM5220D, EPA 410.4, SM5210B, SM5310C, SM4500CL-D, EPA 1664, EPA 420.1, SM4500-CN-CE, SM2540D.**
EPA 624: Volatile Halocarbons & Aromatics,
EPA 608: Chlordane, Toxaphene, Aldrin, alpha-BHC, beta-BHC, gamma-BHC, delta-BHC, Dieldrin, DDD, DDE, DDT, Endosulfan I, Endosulfan II, Endosulfan sulfate, Endrin, Endrin Aldehyde, Heptachlor, Heptachlor Epoxide, PCBs
EPA 625: SVOC (Acid/Base/Neutral Extractables), **EPA 600/4-81-045**: PCB-Oil.
Microbiology: **SM9223B-Colilert-QT; Enterolert-QT, SM9221E.**

Mansfield Facility:

Drinking Water
EPA 200.7: Ba, Be, Cd, Cr, Cu, Ni, Na, Ca. **EPA 200.8:** Sb, As, Ba, Be, Cd, Cr, Cu, Pb, Ni, Se, TL. **EPA 245.1** Hg.

Non-Potable Water
EPA 200.7: Al, Sb, As, Be, Cd, Ca, Cr, Co, Cu, Fe, Pb, Mg, Mn, Mo, Ni, K, Se, Ag, Na, Sr, TL, Ti, V, Zn.
EPA 200.8: Al, Sb, As, Be, Cd, Cr, Cu, Pb, Mn, Ni, Se, Ag, TL, Zn.
EPA 245.1 Hg.
SM2340B

For a complete listing of analytes and methods, please contact your Alpha Project Manager.

NEW YORK CHAIN OF CUSTODY

ALPHA ANALYTICAL

Westborough, MA 01581
8 Walkup Dr.
TEL: 508-898-9220
FAX: 508-898-9193

Mansfield, MA 02048
320 Forbes Blvd
TEL: 508-822-9300
FAX: 508-822-3288

Service Centers
Mahwah, NJ 07430: 35 Whitney Rd, Suite 5
Albany, NY 12205: 14 Walker Way
Tonawanda, NY 14150: 275 Cooper Ave, Suite 105

Page 1 of 1

Date Rec'd in Lab: 1/27/17

ALPHA Job #: L1702743

Project Information

Project Name: Cottage Place Gardens Phase 3A
Project Location: Yonkers, NY
Project # 15.5268
(Use Project name as Project #) ☐
Project Manager: Moline
ALPHAQuote #:

Turn-Around Time

Standard ☐
Rush (only if pre approved) ☒
Due Date:
# of Days: 3

Client Information

Client: C.T. Male Associates
Address: 50 Century Hill Dr
Latham, NY 12110
Phone: 518 786 7400
Fax:
Email: S.Bieber@CTMale.com

Deliverables

☐ ASP-A ☐ ASP-B
☐ EQuIS (1 File) ☐ EQuIS (4 File)
☐ Other

Regulatory Requirement

☐ NY TOGS ☐ NY Part 375
☐ AWQ Standards ☐ NY CP-51
☐ NY Restricted Use ☐ Other
☐ NY Unrestricted Use
☐ NYC Sewer Discharge

Billing Information

☐ Same as Client Info
PO #

Disposal Site Information

Please identify below location of applicable disposal facilities.

Disposal Facility:
☐ NJ ☐ NY
☐ Other:

These samples have been previously analyzed by Alpha ☐

Other project specific requirements/comments:

Please specify Metals or TAL.

Sample Filtration
☐ Done
☐ Lab to do
Preservation
☐ Lab to do
(Please Specify below)

ALPHA Lab ID (Lab Use Only)	Sample ID	Collection Date	Collection Time	Sample Matrix	Sampler's Initials	TCL VOC	TCL SVOC	TCL Pesticides	TCL PCB	TAL Metals	Cyanide			Sample Specific Comments	Total Bottles
02743-01	MW-B-2	1/26/17	0830	GW	DA	X	X	X	X	X	X				11
Container Type						AV	A	A	A	P	P				
Preservative						B				C	E				

Preservative Code:
A = None
B = HCl
C = HNO_3
D = H_2SO_4
E = NaOH
F = MeOH
G = $NaHSO_4$
H = $Na_2S_2O_3$
K/E = Zn Ac/NaOH
O = Other

Container Code
P = Plastic
A = Amber Glass
V = Vial
G = Glass
B = Bacteria Cup
C = Cube
O = Other
E = Encore
D = BOD Bottle

Westboro: Certification No: MA935
Mansfield: Certification No: MA015

Relinquished By:	Date/Time	Received By:	Date/Time
[signature]	1/26/17 1830	[signature] AAL	1/26/17 2205
[signature]	1/26/17 2210	[signature]	1/27/17 0030

Please print clearly, legibly and completely. Samples can not be logged in and turnaround time clock will not start until any ambiguities are resolved. BY EXECUTING THIS COC, THE CLIENT HAS READ AND AGREES TO BE BOUND BY ALPHA'S TERMS & CONDITIONS. (See reverse side.)

Form No: 01-25 HC (rev. 30-Sept-2013)

ANALYTICAL REPORT

Lab Number:	L1707302
Client:	C.T. Male Associates 50 Century Hill Drive Latham, NY 12110
ATTN:	Steve Bieber
Phone:	(518) 786-7400
Project Name:	CPG PHASE 4/5
Project Number:	16.6669
Report Date:	03/15/17

The original project report/data package is held by Alpha Analytical. This report/data package is paginated and should be reproduced only in its entirety. Alpha Analytical holds no responsibility for results and/or data that are not consistent with the original.

Certifications & Approvals: MA (M-MA086), NH NELAP (2064), NJ NELAP (MA935), CT (PH-0574), IL (200077), ME (MA00086), MD (348), NY (11148), NC (25700/666), PA (68-03671), RI (LAO00065), TX (T104704476), VT (VT-0935), VA (460195), USDA (Permit #P330-14-00197).

Eight Walkup Drive, Westborough, MA 01581-1019
508-898-9220 (Fax) 508-898-9193 800-624-9220 - www.alphalab.com

Project Name: CPG PHASE 4/5
Project Number: 16.6669

Lab Number: L1707302
Report Date: 03/15/17

Alpha Sample ID	Client ID	Matrix	Sample Location	Collection Date/Time	Receive Date
L1707302-01	178 MW01	WATER	YONKERS NY	03/08/17 08:40	03/08/17
L1707302-02	178 MW02	WATER	YONKERS NY	03/08/17 09:20	03/08/17
L1707302-03	178 MW03	WATER	YONKERS NY	03/08/17 10:00	03/08/17
L1707302-04	178 MW04	WATER	YONKERS NY	03/08/17 10:40	03/08/17
L1707302-05	MWGP01	WATER	YONKERS NY	03/08/17 11:30	03/08/17
L1707302-06	TRANSPORT BLANK	WATER	YONKERS NY	03/08/17 00:00	03/08/17

Project Name: CPG PHASE 4/5 **Lab Number:** L1707302
Project Number: 16.6669 **Report Date:** 03/15/17

Case Narrative

The samples were received in accordance with the Chain of Custody and no significant deviations were encountered during the preparation or analysis unless otherwise noted. Sample Receipt, Container Information, and the Chain of Custody are located at the back of the report.

Results contained within this report relate only to the samples submitted under this Alpha Lab Number and meet NELAP requirements for all NELAP accredited parameters unless otherwise noted in the following narrative. The data presented in this report is organized by parameter (i.e. VOC, SVOC, etc.). Sample specific Quality Control data (i.e. Surrogate Spike Recovery) is reported at the end of the target analyte list for each individual sample, followed by the Laboratory Batch Quality Control at the end of each parameter. Tentatively Identified Compounds (TICs), if requested, are reported for compounds identified to be present and are not part of the method/program Target Compound List, even if only a subset of the TCL are being reported. If a sample was re-analyzed or re-extracted due to a required quality control corrective action and if both sets of data are reported, the Laboratory ID of the re-analysis or re-extraction is designated with an "R" or "RE", respectively. When multiple Batch Quality Control elements are reported (e.g. more than one LCS), the associated samples for each element are noted in the grey shaded header line of each data table. Any Laboratory Batch, Sample Specific % recovery or RPD value that is outside the listed Acceptance Criteria is bolded in the report. All specific QC information is also incorporated in the Data Usability format of our Data Merger tool where it can be reviewed along with any associated usability implications. Soil/sediments, solids and tissues are reported on a dry weight basis unless otherwise noted. Definitions of all data qualifiers and acronyms used in this report are provided in the Glossary located at the back of the report.

In reference to questions H (CAM) or 4 (RCP) when "NO" is checked, the performance criteria for CAM and RCP methods allow for some quality control failures to occur and still be within method compliance. In these instances the specific failure is not narrated but noted in the associated QC table. The information is also incorporated in the Data Usability format of our Data Merger tool where it can be reviewed along with any associated usability implications.

Please see the associated ADEx data file for a comparison of laboratory reporting limits that were achieved with the regulatory Numerical Standards requested on the Chain of Custody.

HOLD POLICY
For samples submitted on hold, Alpha's policy is to hold samples (with the exception of Air canisters) free of charge for 21 calendar days from the date the project is completed. After 21 calendar days, we will dispose of all samples submitted including those put on hold unless you have contacted your Client Service Representative and made arrangements for Alpha to continue to hold the samples. Air canisters will be disposed after 3 business days from the date the project is completed.

Please contact Client Services at 800-624-9220 with any questions.

Project Name:	CPG PHASE 4/5	**Lab Number:**	L1707302
Project Number:	16.6669	**Report Date:**	03/15/17

Case Narrative (continued)

Report Submission

All non-detect (ND) or estimated concentrations (J-qualified) have been quantitated to the limit noted in the MDL column.

Semivolatile Organics by SIM

The WG984383-1 Method Blank, associated with L1707302-01, -02, and -03, has a concentration above the reporting limit for naphthalene. Since the samples were non-detect to the RL (-01) or more than 10x the blank concentration (-02 and -03) for this analyte, no further actions were taken. The results of the original analysis are reported.

I, the undersigned, attest under the pains and penalties of perjury that, to the best of my knowledge and belief and based upon my personal inquiry of those responsible for providing the information contained in this analytical report, such information is accurate and complete. This certificate of analysis is not complete unless this page accompanies any and all pages of this report.

Authorized Signature: Kelly Stenstrom

Title: Technical Director/Representative Date: 03/15/17

ORGANICS

VOLATILES

Project Name: CPG PHASE 4/5 **Lab Number:** L1707302

Project Number: 16.6669 **Report Date:** 03/15/17

SAMPLE RESULTS

Lab ID:	L1707302-01	Date Collected:	03/08/17 08:40
Client ID:	178 MW01	Date Received:	03/08/17
Sample Location:	YONKERS NY	Field Prep:	Not Specified
Matrix:	Water		
Analytical Method:	1,8260C		
Analytical Date:	03/14/17 16:24		
Analyst:	PD		

Parameter	Result	Qualifier	Units	RL	MDL	Dilution Factor
Volatile Organics by GC/MS - Westborough Lab						
Methylene chloride	ND		ug/l	2.5	0.70	1
1,1-Dichloroethane	ND		ug/l	2.5	0.70	1
Chloroform	ND		ug/l	2.5	0.70	1
Carbon tetrachloride	ND		ug/l	0.50	0.13	1
1,2-Dichloropropane	ND		ug/l	1.0	0.14	1
Dibromochloromethane	ND		ug/l	0.50	0.15	1
1,1,2-Trichloroethane	ND		ug/l	1.5	0.50	1
Tetrachloroethene	ND		ug/l	0.50	0.18	1
Chlorobenzene	ND		ug/l	2.5	0.70	1
Trichlorofluoromethane	ND		ug/l	2.5	0.70	1
1,2-Dichloroethane	ND		ug/l	0.50	0.13	1
1,1,1-Trichloroethane	ND		ug/l	2.5	0.70	1
Bromodichloromethane	ND		ug/l	0.50	0.19	1
trans-1,3-Dichloropropene	ND		ug/l	0.50	0.16	1
cis-1,3-Dichloropropene	ND		ug/l	0.50	0.14	1
Bromoform	ND		ug/l	2.0	0.65	1
1,1,2,2-Tetrachloroethane	ND		ug/l	0.50	0.17	1
Benzene	ND		ug/l	0.50	0.16	1
Toluene	ND		ug/l	2.5	0.70	1
Ethylbenzene	ND		ug/l	2.5	0.70	1
Chloromethane	ND		ug/l	2.5	0.70	1
Bromomethane	ND		ug/l	2.5	0.70	1
Vinyl chloride	ND		ug/l	1.0	0.07	1
Chloroethane	ND		ug/l	2.5	0.70	1
1,1-Dichloroethene	ND		ug/l	0.50	0.17	1
trans-1,2-Dichloroethene	ND		ug/l	2.5	0.70	1
Trichloroethene	ND		ug/l	0.50	0.18	1
1,2-Dichlorobenzene	ND		ug/l	2.5	0.70	1
1,3-Dichlorobenzene	ND		ug/l	2.5	0.70	1
1,4-Dichlorobenzene	ND		ug/l	2.5	0.70	1

Project Name: CPG PHASE 4/5 **Lab Number:** L1707302

Project Number: 16.6669 **Report Date:** 03/15/17

SAMPLE RESULTS

Lab ID: L1707302-01 Date Collected: 03/08/17 08:40

Client ID: 178 MW01 Date Received: 03/08/17

Sample Location: YONKERS NY Field Prep: Not Specified

Parameter	Result	Qualifier	Units	RL	MDL	Dilution Factor
Volatile Organics by GC/MS - Westborough Lab						
Methyl tert butyl ether	ND		ug/l	2.5	0.70	1
p/m-Xylene	ND		ug/l	2.5	0.70	1
o-Xylene	ND		ug/l	2.5	0.70	1
cis-1,2-Dichloroethene	ND		ug/l	2.5	0.70	1
Styrene	ND		ug/l	2.5	0.70	1
Dichlorodifluoromethane	ND		ug/l	5.0	1.0	1
Acetone	3.8	J	ug/l	5.0	1.5	1
Carbon disulfide	ND		ug/l	5.0	1.0	1
2-Butanone	ND		ug/l	5.0	1.9	1
4-Methyl-2-pentanone	ND		ug/l	5.0	1.0	1
2-Hexanone	ND		ug/l	5.0	1.0	1
Bromochloromethane	ND		ug/l	2.5	0.70	1
1,2-Dibromoethane	ND		ug/l	2.0	0.65	1
1,2-Dibromo-3-chloropropane	ND		ug/l	2.5	0.70	1
Isopropylbenzene	ND		ug/l	2.5	0.70	1
1,2,3-Trichlorobenzene	ND		ug/l	2.5	0.70	1
1,2,4-Trichlorobenzene	ND		ug/l	2.5	0.70	1
Methyl Acetate	ND		ug/l	2.0	0.23	1
Cyclohexane	ND		ug/l	10	0.27	1
1,4-Dioxane	ND		ug/l	250	61.	1
Freon-113	ND		ug/l	2.5	0.70	1
Methyl cyclohexane	ND		ug/l	10	0.40	1

Tentatively Identified Compounds

No Tentatively Identified Compounds	ND	ug/l	1

Surrogate	% Recovery	Qualifier	Acceptance Criteria
1,2-Dichloroethane-d4	95		70-130
Toluene-d8	99		70-130
4-Bromofluorobenzene	103		70-130
Dibromofluoromethane	96		70-130

Project Name: CPG PHASE 4/5 **Lab Number:** L1707302

Project Number: 16.6669 **Report Date:** 03/15/17

SAMPLE RESULTS

Lab ID: L1707302-02
Client ID: 178 MW02
Sample Location: YONKERS NY
Matrix: Water
Analytical Method: 1,8260C
Analytical Date: 03/14/17 16:57
Analyst: PD

Date Collected: 03/08/17 09:20
Date Received: 03/08/17
Field Prep: Not Specified

Parameter	Result	Qualifier	Units	RL	MDL	Dilution Factor
Volatile Organics by GC/MS - Westborough Lab						
Methylene chloride	1.5	J	ug/l	2.5	0.70	1
1,1-Dichloroethane	ND		ug/l	2.5	0.70	1
Chloroform	0.92	J	ug/l	2.5	0.70	1
Carbon tetrachloride	ND		ug/l	0.50	0.13	1
1,2-Dichloropropane	ND		ug/l	1.0	0.14	1
Dibromochloromethane	ND		ug/l	0.50	0.15	1
1,1,2-Trichloroethane	ND		ug/l	1.5	0.50	1
Tetrachloroethene	ND		ug/l	0.50	0.18	1
Chlorobenzene	ND		ug/l	2.5	0.70	1
Trichlorofluoromethane	ND		ug/l	2.5	0.70	1
1,2-Dichloroethane	ND		ug/l	0.50	0.13	1
1,1,1-Trichloroethane	ND		ug/l	2.5	0.70	1
Bromodichloromethane	ND		ug/l	0.50	0.19	1
trans-1,3-Dichloropropene	ND		ug/l	0.50	0.16	1
cis-1,3-Dichloropropene	ND		ug/l	0.50	0.14	1
Bromoform	ND		ug/l	2.0	0.65	1
1,1,2,2-Tetrachloroethane	ND		ug/l	0.50	0.17	1
Benzene	4.7		ug/l	0.50	0.16	1
Toluene	6.9		ug/l	2.5	0.70	1
Ethylbenzene	10		ug/l	2.5	0.70	1
Chloromethane	ND		ug/l	2.5	0.70	1
Bromomethane	ND		ug/l	2.5	0.70	1
Vinyl chloride	0.13	J	ug/l	1.0	0.07	1
Chloroethane	ND		ug/l	2.5	0.70	1
1,1-Dichloroethene	ND		ug/l	0.50	0.17	1
trans-1,2-Dichloroethene	ND		ug/l	2.5	0.70	1
Trichloroethene	0.18	J	ug/l	0.50	0.18	1
1,2-Dichlorobenzene	ND		ug/l	2.5	0.70	1
1,3-Dichlorobenzene	ND		ug/l	2.5	0.70	1
1,4-Dichlorobenzene	ND		ug/l	2.5	0.70	1

Project Name: CPG PHASE 4/5 **Lab Number:** L1707302

Project Number: 16.6669 **Report Date:** 03/15/17

SAMPLE RESULTS

Lab ID: L1707302-02 Date Collected: 03/08/17 09:20

Client ID: 178 MW02 Date Received: 03/08/17

Sample Location: YONKERS NY Field Prep: Not Specified

Parameter	Result	Qualifier	Units	RL	MDL	Dilution Factor
Volatile Organics by GC/MS - Westborough Lab						
Methyl tert butyl ether	1.6	J	ug/l	2.5	0.70	1
p/m-Xylene	25		ug/l	2.5	0.70	1
o-Xylene	12		ug/l	2.5	0.70	1
cis-1,2-Dichloroethene	ND		ug/l	2.5	0.70	1
Styrene	ND		ug/l	2.5	0.70	1
Dichlorodifluoromethane	ND		ug/l	5.0	1.0	1
Acetone	14		ug/l	5.0	1.5	1
Carbon disulfide	ND		ug/l	5.0	1.0	1
2-Butanone	ND		ug/l	5.0	1.9	1
4-Methyl-2-pentanone	ND		ug/l	5.0	1.0	1
2-Hexanone	ND		ug/l	5.0	1.0	1
Bromochloromethane	ND		ug/l	2.5	0.70	1
1,2-Dibromoethane	ND		ug/l	2.0	0.65	1
1,2-Dibromo-3-chloropropane	ND		ug/l	2.5	0.70	1
Isopropylbenzene	1.4	J	ug/l	2.5	0.70	1
1,2,3-Trichlorobenzene	ND		ug/l	2.5	0.70	1
1,2,4-Trichlorobenzene	ND		ug/l	2.5	0.70	1
Methyl Acetate	ND		ug/l	2.0	0.23	1
Cyclohexane	2.2	J	ug/l	10	0.27	1
1,4-Dioxane	ND		ug/l	250	61.	1
Freon-113	ND		ug/l	2.5	0.70	1
Methyl cyclohexane	1.6	J	ug/l	10	0.40	1

Project Name: CPG PHASE 4/5 **Lab Number:** L1707302

Project Number: 16.6669 **Report Date:** 03/15/17

SAMPLE RESULTS

Lab ID: L1707302-02 Date Collected: 03/08/17 09:20

Client ID: 178 MW02 Date Received: 03/08/17

Sample Location: YONKERS NY Field Prep: Not Specified

Parameter	Result	Qualifier	Units	RL	MDL	Dilution Factor
Volatile Organics by GC/MS - Westborough Lab						
Tentatively Identified Compounds						
Total TIC Compounds	27.1	J	ug/l			1
Unknown	1.76	J	ug/l			1
Cyclopentane, Methyl-	2.50	NJ	ug/l			1
Indane	3.82	NJ	ug/l			1
Unknown Aromatic	1.98	J	ug/l			1
Butane, 2-Methyl-	2.84	NJ	ug/l			1
Pentane, 2-methyl-	1.99	NJ	ug/l			1
Unknown Benzene	3.98	J	ug/l			1
Unknown	3.97	J	ug/l			1
Unknown Benzene	2.33	J	ug/l			1
Unknown	1.88	J	ug/l			1

Surrogate	% Recovery	Qualifier	Acceptance Criteria
1,2-Dichloroethane-d4	94		70-130
Toluene-d8	100		70-130
4-Bromofluorobenzene	100		70-130
Dibromofluoromethane	97		70-130

Project Name: CPG PHASE 4/5 **Lab Number:** L1707302

Project Number: 16.6669 **Report Date:** 03/15/17

SAMPLE RESULTS

Lab ID:	L1707302-03	D	Date Collected:	03/08/17 10:00
Client ID:	178 MW03		Date Received:	03/08/17
Sample Location:	YONKERS NY		Field Prep:	Not Specified
Matrix:	Water			
Analytical Method:	1,8260C			
Analytical Date:	03/15/17 10:55			
Analyst:	PD			

Parameter	Result	Qualifier	Units	RL	MDL	Dilution Factor
Volatile Organics by GC/MS - Westborough Lab						
Methylene chloride	ND		ug/l	25	7.0	10
1,1-Dichloroethane	ND		ug/l	25	7.0	10
Chloroform	ND		ug/l	25	7.0	10
Carbon tetrachloride	ND		ug/l	5.0	1.3	10
1,2-Dichloropropane	ND		ug/l	10	1.4	10
Dibromochloromethane	ND		ug/l	5.0	1.5	10
1,1,2-Trichloroethane	ND		ug/l	15	5.0	10
Tetrachloroethene	ND		ug/l	5.0	1.8	10
Chlorobenzene	ND		ug/l	25	7.0	10
Trichlorofluoromethane	ND		ug/l	25	7.0	10
1,2-Dichloroethane	ND		ug/l	5.0	1.3	10
1,1,1-Trichloroethane	ND		ug/l	25	7.0	10
Bromodichloromethane	ND		ug/l	5.0	1.9	10
trans-1,3-Dichloropropene	ND		ug/l	5.0	1.6	10
cis-1,3-Dichloropropene	ND		ug/l	5.0	1.4	10
Bromoform	ND		ug/l	20	6.5	10
1,1,2,2-Tetrachloroethane	ND		ug/l	5.0	1.7	10
Benzene	58		ug/l	5.0	1.6	10
Toluene	300		ug/l	25	7.0	10
Ethylbenzene	440		ug/l	25	7.0	10
Chloromethane	ND		ug/l	25	7.0	10
Bromomethane	ND		ug/l	25	7.0	10
Vinyl chloride	ND		ug/l	10	0.71	10
Chloroethane	ND		ug/l	25	7.0	10
1,1-Dichloroethene	ND		ug/l	5.0	1.7	10
trans-1,2-Dichloroethene	ND		ug/l	25	7.0	10
Trichloroethene	ND		ug/l	5.0	1.8	10
1,2-Dichlorobenzene	ND		ug/l	25	7.0	10
1,3-Dichlorobenzene	ND		ug/l	25	7.0	10
1,4-Dichlorobenzene	ND		ug/l	25	7.0	10

Project Name: CPG PHASE 4/5 **Lab Number:** L1707302

Project Number: 16.6669 **Report Date:** 03/15/17

SAMPLE RESULTS

Lab ID: L1707302-03 D Date Collected: 03/08/17 10:00

Client ID: 178 MW03 Date Received: 03/08/17

Sample Location: YONKERS NY Field Prep: Not Specified

Parameter	Result	Qualifier	Units	RL	MDL	Dilution Factor
Volatile Organics by GC/MS - Westborough Lab						
Methyl tert butyl ether	20	J	ug/l	25	7.0	10
p/m-Xylene	940		ug/l	25	7.0	10
o-Xylene	260		ug/l	25	7.0	10
cis-1,2-Dichloroethene	ND		ug/l	25	7.0	10
Styrene	ND		ug/l	25	7.0	10
Dichlorodifluoromethane	ND		ug/l	50	10.	10
Acetone	ND		ug/l	50	15.	10
Carbon disulfide	ND		ug/l	50	10.	10
2-Butanone	ND		ug/l	50	19.	10
4-Methyl-2-pentanone	ND		ug/l	50	10.	10
2-Hexanone	ND		ug/l	50	10.	10
Bromochloromethane	ND		ug/l	25	7.0	10
1,2-Dibromoethane	ND		ug/l	20	6.5	10
1,2-Dibromo-3-chloropropane	ND		ug/l	25	7.0	10
Isopropylbenzene	60		ug/l	25	7.0	10
1,2,3-Trichlorobenzene	ND		ug/l	25	7.0	10
1,2,4-Trichlorobenzene	ND		ug/l	25	7.0	10
Methyl Acetate	ND		ug/l	20	2.3	10
Cyclohexane	30	J	ug/l	100	2.7	10
1,4-Dioxane	ND		ug/l	2500	610	10
Freon-113	ND		ug/l	25	7.0	10
Methyl cyclohexane	44	J	ug/l	100	4.0	10

Tentatively Identified Compounds				
Total TIC Compounds	566	J	ug/l	10
Unknown Benzene	34.3	J	ug/l	10
Unknown Aromatic	45.3	J	ug/l	10
Unknown	173	J	ug/l	10
Unknown Benzene	51.6	J	ug/l	10
Pentane, 3-methyl-	31.7	NJ	ug/l	10
Unknown Alkane	75.5	J	ug/l	10
Unknown Benzene	95.8	J	ug/l	10
Unknown Cycloalkane	58.7	J	ug/l	10

Project Name: CPG PHASE 4/5 **Lab Number:** L1707302

Project Number: 16.6669 **Report Date:** 03/15/17

SAMPLE RESULTS

Lab ID: L1707302-03 D Date Collected: 03/08/17 10:00

Client ID: 178 MW03 Date Received: 03/08/17

Sample Location: YONKERS NY Field Prep: Not Specified

Parameter	Result	Qualifier	Units	RL	MDL	Dilution Factor
Volatile Organics by GC/MS - Westborough Lab						

Surrogate	% Recovery	Qualifier	Acceptance Criteria
1,2-Dichloroethane-d4	85		70-130
Toluene-d8	96		70-130
4-Bromofluorobenzene	100		70-130
Dibromofluoromethane	96		70-130

Project Name: CPG PHASE 4/5 **Lab Number:** L1707302

Project Number: 16.6669 **Report Date:** 03/15/17

SAMPLE RESULTS

Lab ID:	L1707302-04	Date Collected:	03/08/17 10:40
Client ID:	178 MW04	Date Received:	03/08/17
Sample Location:	YONKERS NY	Field Prep:	Not Specified
Matrix:	Water		
Analytical Method:	1,8260C		
Analytical Date:	03/14/17 18:02		
Analyst:	PD		

Parameter	Result	Qualifier	Units	RL	MDL	Dilution Factor
Volatile Organics by GC/MS - Westborough Lab						
Methylene chloride	ND		ug/l	2.5	0.70	1
1,1-Dichloroethane	ND		ug/l	2.5	0.70	1
Chloroform	ND		ug/l	2.5	0.70	1
Carbon tetrachloride	ND		ug/l	0.50	0.13	1
1,2-Dichloropropane	ND		ug/l	1.0	0.14	1
Dibromochloromethane	ND		ug/l	0.50	0.15	1
1,1,2-Trichloroethane	ND		ug/l	1.5	0.50	1
Tetrachloroethene	ND		ug/l	0.50	0.18	1
Chlorobenzene	ND		ug/l	2.5	0.70	1
Trichlorofluoromethane	ND		ug/l	2.5	0.70	1
1,2-Dichloroethane	ND		ug/l	0.50	0.13	1
1,1,1-Trichloroethane	ND		ug/l	2.5	0.70	1
Bromodichloromethane	ND		ug/l	0.50	0.19	1
trans-1,3-Dichloropropene	ND		ug/l	0.50	0.16	1
cis-1,3-Dichloropropene	ND		ug/l	0.50	0.14	1
Bromoform	ND		ug/l	2.0	0.65	1
1,1,2,2-Tetrachloroethane	ND		ug/l	0.50	0.17	1
Benzene	22		ug/l	0.50	0.16	1
Toluene	0.71	J	ug/l	2.5	0.70	1
Ethylbenzene	2.9		ug/l	2.5	0.70	1
Chloromethane	ND		ug/l	2.5	0.70	1
Bromomethane	ND		ug/l	2.5	0.70	1
Vinyl chloride	ND		ug/l	1.0	0.07	1
Chloroethane	ND		ug/l	2.5	0.70	1
1,1-Dichloroethene	ND		ug/l	0.50	0.17	1
trans-1,2-Dichloroethene	ND		ug/l	2.5	0.70	1
Trichloroethene	ND		ug/l	0.50	0.18	1
1,2-Dichlorobenzene	ND		ug/l	2.5	0.70	1
1,3-Dichlorobenzene	ND		ug/l	2.5	0.70	1
1,4-Dichlorobenzene	ND		ug/l	2.5	0.70	1

Project Name: CPG PHASE 4/5 **Lab Number:** L1707302

Project Number: 16.6669 **Report Date:** 03/15/17

SAMPLE RESULTS

Lab ID: L1707302-04 Date Collected: 03/08/17 10:40

Client ID: 178 MW04 Date Received: 03/08/17

Sample Location: YONKERS NY Field Prep: Not Specified

Parameter	Result	Qualifier	Units	RL	MDL	Dilution Factor
Volatile Organics by GC/MS - Westborough Lab						
Methyl tert butyl ether	2.4	J	ug/l	2.5	0.70	1
p/m-Xylene	2.1	J	ug/l	2.5	0.70	1
o-Xylene	ND		ug/l	2.5	0.70	1
cis-1,2-Dichloroethene	ND		ug/l	2.5	0.70	1
Styrene	ND		ug/l	2.5	0.70	1
Dichlorodifluoromethane	ND		ug/l	5.0	1.0	1
Acetone	12		ug/l	5.0	1.5	1
Carbon disulfide	ND		ug/l	5.0	1.0	1
2-Butanone	ND		ug/l	5.0	1.9	1
4-Methyl-2-pentanone	ND		ug/l	5.0	1.0	1
2-Hexanone	ND		ug/l	5.0	1.0	1
Bromochloromethane	ND		ug/l	2.5	0.70	1
1,2-Dibromoethane	ND		ug/l	2.0	0.65	1
1,2-Dibromo-3-chloropropane	ND		ug/l	2.5	0.70	1
Isopropylbenzene	1.1	J	ug/l	2.5	0.70	1
1,2,3-Trichlorobenzene	ND		ug/l	2.5	0.70	1
1,2,4-Trichlorobenzene	ND		ug/l	2.5	0.70	1
Methyl Acetate	ND		ug/l	2.0	0.23	1
Cyclohexane	2.8	J	ug/l	10	0.27	1
1,4-Dioxane	ND		ug/l	250	61.	1
Freon-113	ND		ug/l	2.5	0.70	1
Methyl cyclohexane	1.6	J	ug/l	10	0.40	1

Tentatively Identified Compounds				
Total TIC Compounds	59.9	J	ug/l	1
Indane	2.74	NJ	ug/l	1
Pentane	3.91	NJ	ug/l	1
Unknown	5.38	J	ug/l	1
Pentane, 2-methyl-	4.31	NJ	ug/l	1
Butane, 2-Methyl-	13.4	NJ	ug/l	1
Unknown	1.17	J	ug/l	1
Butane	11.1	NJ	ug/l	1
Unknown	17.9	J	ug/l	1

Project Name: CPG PHASE 4/5 **Lab Number:** L1707302

Project Number: 16.6669 **Report Date:** 03/15/17

SAMPLE RESULTS

Lab ID: L1707302-04 Date Collected: 03/08/17 10:40

Client ID: 178 MW04 Date Received: 03/08/17

Sample Location: YONKERS NY Field Prep: Not Specified

Parameter	Result	Qualifier	Units	RL	MDL	Dilution Factor
Volatile Organics by GC/MS - Westborough Lab						

Surrogate	% Recovery	Qualifier	Acceptance Criteria
1,2-Dichloroethane-d4	92		70-130
Toluene-d8	101		70-130
4-Bromofluorobenzene	102		70-130
Dibromofluoromethane	96		70-130

Project Name: CPG PHASE 4/5 **Lab Number:** L1707302

Project Number: 16.6669 **Report Date:** 03/15/17

SAMPLE RESULTS

Lab ID:	L1707302-05	Date Collected:	03/08/17 11:30
Client ID:	MWGP01	Date Received:	03/08/17
Sample Location:	YONKERS NY	Field Prep:	Not Specified
Matrix:	Water		
Analytical Method:	1,8260C		
Analytical Date:	03/14/17 18:34		
Analyst:	PD		

Parameter	Result	Qualifier	Units	RL	MDL	Dilution Factor
Volatile Organics by GC/MS - Westborough Lab						
Methylene chloride	ND		ug/l	2.5	0.70	1
1,1-Dichloroethane	ND		ug/l	2.5	0.70	1
Chloroform	ND		ug/l	2.5	0.70	1
Carbon tetrachloride	ND		ug/l	0.50	0.13	1
1,2-Dichloropropane	ND		ug/l	1.0	0.14	1
Dibromochloromethane	ND		ug/l	0.50	0.15	1
1,1,2-Trichloroethane	ND		ug/l	1.5	0.50	1
Tetrachloroethene	ND		ug/l	0.50	0.18	1
Chlorobenzene	ND		ug/l	2.5	0.70	1
Trichlorofluoromethane	ND		ug/l	2.5	0.70	1
1,2-Dichloroethane	ND		ug/l	0.50	0.13	1
1,1,1-Trichloroethane	ND		ug/l	2.5	0.70	1
Bromodichloromethane	ND		ug/l	0.50	0.19	1
trans-1,3-Dichloropropene	ND		ug/l	0.50	0.16	1
cis-1,3-Dichloropropene	ND		ug/l	0.50	0.14	1
Bromoform	ND		ug/l	2.0	0.65	1
1,1,2,2-Tetrachloroethane	ND		ug/l	0.50	0.17	1
Benzene	ND		ug/l	0.50	0.16	1
Toluene	ND		ug/l	2.5	0.70	1
Ethylbenzene	1.2	J	ug/l	2.5	0.70	1
Chloromethane	ND		ug/l	2.5	0.70	1
Bromomethane	ND		ug/l	2.5	0.70	1
Vinyl chloride	ND		ug/l	1.0	0.07	1
Chloroethane	ND		ug/l	2.5	0.70	1
1,1-Dichloroethene	ND		ug/l	0.50	0.17	1
trans-1,2-Dichloroethene	ND		ug/l	2.5	0.70	1
Trichloroethene	ND		ug/l	0.50	0.18	1
1,2-Dichlorobenzene	ND		ug/l	2.5	0.70	1
1,3-Dichlorobenzene	ND		ug/l	2.5	0.70	1
1,4-Dichlorobenzene	ND		ug/l	2.5	0.70	1

Project Name: CPG PHASE 4/5 **Lab Number:** L1707302

Project Number: 16.6669 **Report Date:** 03/15/17

SAMPLE RESULTS

Lab ID: L1707302-05 Date Collected: 03/08/17 11:30

Client ID: MWGP01 Date Received: 03/08/17

Sample Location: YONKERS NY Field Prep: Not Specified

Parameter	Result	Qualifier	Units	RL	MDL	Dilution Factor
Volatile Organics by GC/MS - Westborough Lab						
Methyl tert butyl ether	ND		ug/l	2.5	0.70	1
p/m-Xylene	ND		ug/l	2.5	0.70	1
o-Xylene	0.76	J	ug/l	2.5	0.70	1
cis-1,2-Dichloroethene	ND		ug/l	2.5	0.70	1
Styrene	ND		ug/l	2.5	0.70	1
Dichlorodifluoromethane	ND		ug/l	5.0	1.0	1
Acetone	26		ug/l	5.0	1.5	1
Carbon disulfide	ND		ug/l	5.0	1.0	1
2-Butanone	5.7		ug/l	5.0	1.9	1
4-Methyl-2-pentanone	ND		ug/l	5.0	1.0	1
2-Hexanone	ND		ug/l	5.0	1.0	1
Bromochloromethane	ND		ug/l	2.5	0.70	1
1,2-Dibromoethane	ND		ug/l	2.0	0.65	1
1,2-Dibromo-3-chloropropane	ND		ug/l	2.5	0.70	1
Isopropylbenzene	0.86	J	ug/l	2.5	0.70	1
1,2,3-Trichlorobenzene	ND		ug/l	2.5	0.70	1
1,2,4-Trichlorobenzene	ND		ug/l	2.5	0.70	1
Methyl Acetate	ND		ug/l	2.0	0.23	1
Cyclohexane	ND		ug/l	10	0.27	1
1,4-Dioxane	ND		ug/l	250	61.	1
Freon-113	ND		ug/l	2.5	0.70	1
Methyl cyclohexane	ND		ug/l	10	0.40	1

Project Name: CPG PHASE 4/5 **Lab Number:** L1707302

Project Number: 16.6669 **Report Date:** 03/15/17

SAMPLE RESULTS

Lab ID: L1707302-05 Date Collected: 03/08/17 11:30

Client ID: MWGP01 Date Received: 03/08/17

Sample Location: YONKERS NY Field Prep: Not Specified

Parameter	Result	Qualifier	Units	RL	MDL	Dilution Factor
Volatile Organics by GC/MS - Westborough Lab						
Tentatively Identified Compounds						
Total TIC Compounds	202	J	ug/l			1
Unknown Aromatic	28.7	J	ug/l			1
Unknown Aromatic	19.9	J	ug/l			1
Unknown Aromatic	20.8	J	ug/l			1
Unknown Naphthalene	15.6	J	ug/l			1
Unknown Benzene	15.9	J	ug/l			1
Unknown Aromatic	18.8	J	ug/l			1
Unknown Naphthalene	25.6	J	ug/l			1
Unknown Aromatic	18.6	J	ug/l			1
Unknown	20.6	J	ug/l			1
3-Phenylbut-1-ene	17.0	NJ	ug/l			1

Surrogate	% Recovery	Qualifier	Acceptance Criteria
1,2-Dichloroethane-d4	94		70-130
Toluene-d8	99		70-130
4-Bromofluorobenzene	96		70-130
Dibromofluoromethane	98		70-130

Project Name: CPG PHASE 4/5 **Lab Number:** L1707302

Project Number: 16.6669 **Report Date:** 03/15/17

SAMPLE RESULTS

Lab ID:	L1707302-06	Date Collected:	03/08/17 00:00
Client ID:	TRANSPORT BLANK	Date Received:	03/08/17
Sample Location:	YONKERS NY	Field Prep:	Not Specified
Matrix:	Water		
Analytical Method:	1,8260C		
Analytical Date:	03/15/17 10:27		
Analyst:	PD		

Parameter	Result	Qualifier	Units	RL	MDL	Dilution Factor
Volatile Organics by GC/MS - Westborough Lab						
Methylene chloride	ND		ug/l	2.5	0.70	1
1,1-Dichloroethane	ND		ug/l	2.5	0.70	1
Chloroform	ND		ug/l	2.5	0.70	1
Carbon tetrachloride	ND		ug/l	0.50	0.13	1
1,2-Dichloropropane	ND		ug/l	1.0	0.14	1
Dibromochloromethane	ND		ug/l	0.50	0.15	1
1,1,2-Trichloroethane	ND		ug/l	1.5	0.50	1
Tetrachloroethene	ND		ug/l	0.50	0.18	1
Chlorobenzene	ND		ug/l	2.5	0.70	1
Trichlorofluoromethane	ND		ug/l	2.5	0.70	1
1,2-Dichloroethane	ND		ug/l	0.50	0.13	1
1,1,1-Trichloroethane	ND		ug/l	2.5	0.70	1
Bromodichloromethane	ND		ug/l	0.50	0.19	1
trans-1,3-Dichloropropene	ND		ug/l	0.50	0.16	1
cis-1,3-Dichloropropene	ND		ug/l	0.50	0.14	1
Bromoform	ND		ug/l	2.0	0.65	1
1,1,2,2-Tetrachloroethane	ND		ug/l	0.50	0.17	1
Benzene	ND		ug/l	0.50	0.16	1
Toluene	ND		ug/l	2.5	0.70	1
Ethylbenzene	ND		ug/l	2.5	0.70	1
Chloromethane	ND		ug/l	2.5	0.70	1
Bromomethane	ND		ug/l	2.5	0.70	1
Vinyl chloride	ND		ug/l	1.0	0.07	1
Chloroethane	ND		ug/l	2.5	0.70	1
1,1-Dichloroethene	ND		ug/l	0.50	0.17	1
trans-1,2-Dichloroethene	ND		ug/l	2.5	0.70	1
Trichloroethene	ND		ug/l	0.50	0.18	1
1,2-Dichlorobenzene	ND		ug/l	2.5	0.70	1
1,3-Dichlorobenzene	ND		ug/l	2.5	0.70	1
1,4-Dichlorobenzene	ND		ug/l	2.5	0.70	1

Project Name: CPG PHASE 4/5 **Lab Number:** L1707302

Project Number: 16.6669 **Report Date:** 03/15/17

SAMPLE RESULTS

Lab ID: L1707302-06 Date Collected: 03/08/17 00:00

Client ID: TRANSPORT BLANK Date Received: 03/08/17

Sample Location: YONKERS NY Field Prep: Not Specified

Parameter	Result	Qualifier	Units	RL	MDL	Dilution Factor
Volatile Organics by GC/MS - Westborough Lab						
Methyl tert butyl ether	ND		ug/l	2.5	0.70	1
p/m-Xylene	ND		ug/l	2.5	0.70	1
o-Xylene	ND		ug/l	2.5	0.70	1
cis-1,2-Dichloroethene	ND		ug/l	2.5	0.70	1
Styrene	ND		ug/l	2.5	0.70	1
Dichlorodifluoromethane	ND		ug/l	5.0	1.0	1
Acetone	ND		ug/l	5.0	1.5	1
Carbon disulfide	ND		ug/l	5.0	1.0	1
2-Butanone	ND		ug/l	5.0	1.9	1
4-Methyl-2-pentanone	ND		ug/l	5.0	1.0	1
2-Hexanone	ND		ug/l	5.0	1.0	1
Bromochloromethane	ND		ug/l	2.5	0.70	1
1,2-Dibromoethane	ND		ug/l	2.0	0.65	1
1,2-Dibromo-3-chloropropane	ND		ug/l	2.5	0.70	1
Isopropylbenzene	ND		ug/l	2.5	0.70	1
1,2,3-Trichlorobenzene	ND		ug/l	2.5	0.70	1
1,2,4-Trichlorobenzene	ND		ug/l	2.5	0.70	1
Methyl Acetate	ND		ug/l	2.0	0.23	1
Cyclohexane	ND		ug/l	10	0.27	1
1,4-Dioxane	ND		ug/l	250	61.	1
Freon-113	ND		ug/l	2.5	0.70	1
Methyl cyclohexane	ND		ug/l	10	0.40	1

Tentatively Identified Compounds

No Tentatively Identified Compounds	ND	ug/l	1

Surrogate	% Recovery	Qualifier	Acceptance Criteria
1,2-Dichloroethane-d4	84		70-130
Toluene-d8	100		70-130
4-Bromofluorobenzene	104		70-130
Dibromofluoromethane	97		70-130

Project Name: CPG PHASE 4/5 **Lab Number:** L1707302

Project Number: 16.6669 **Report Date:** 03/15/17

Method Blank Analysis
Batch Quality Control

Analytical Method: 1,8260C
Analytical Date: 03/14/17 10:30
Analyst: PD

Parameter	Result	Qualifier	Units	RL	MDL
Volatile Organics by GC/MS - Westborough Lab for sample(s): 01-02,04-05 Batch: WG985461-5					
Methylene chloride	ND		ug/l	2.5	0.70
1,1-Dichloroethane	ND		ug/l	2.5	0.70
Chloroform	ND		ug/l	2.5	0.70
Carbon tetrachloride	ND		ug/l	0.50	0.13
1,2-Dichloropropane	ND		ug/l	1.0	0.14
Dibromochloromethane	ND		ug/l	0.50	0.15
1,1,2-Trichloroethane	ND		ug/l	1.5	0.50
Tetrachloroethene	ND		ug/l	0.50	0.18
Chlorobenzene	ND		ug/l	2.5	0.70
Trichlorofluoromethane	ND		ug/l	2.5	0.70
1,2-Dichloroethane	ND		ug/l	0.50	0.13
1,1,1-Trichloroethane	ND		ug/l	2.5	0.70
Bromodichloromethane	ND		ug/l	0.50	0.19
trans-1,3-Dichloropropene	ND		ug/l	0.50	0.16
cis-1,3-Dichloropropene	ND		ug/l	0.50	0.14
Bromoform	ND		ug/l	2.0	0.65
1,1,2,2-Tetrachloroethane	ND		ug/l	0.50	0.17
Benzene	ND		ug/l	0.50	0.16
Toluene	ND		ug/l	2.5	0.70
Ethylbenzene	ND		ug/l	2.5	0.70
Chloromethane	ND		ug/l	2.5	0.70
Bromomethane	ND		ug/l	2.5	0.70
Vinyl chloride	ND		ug/l	1.0	0.07
Chloroethane	ND		ug/l	2.5	0.70
1,1-Dichloroethene	ND		ug/l	0.50	0.17
trans-1,2-Dichloroethene	ND		ug/l	2.5	0.70
Trichloroethene	ND		ug/l	0.50	0.18
1,2-Dichlorobenzene	ND		ug/l	2.5	0.70
1,3-Dichlorobenzene	ND		ug/l	2.5	0.70

Project Name: CPG PHASE 4/5 **Lab Number:** L1707302

Project Number: 16.6669 **Report Date:** 03/15/17

Method Blank Analysis
Batch Quality Control

Analytical Method: 1,8260C
Analytical Date: 03/14/17 10:30
Analyst: PD

Parameter	Result	Qualifier	Units	RL	MDL
Volatile Organics by GC/MS - Westborough Lab for sample(s): 01-02,04-05 Batch: WG985461-5					
1,4-Dichlorobenzene	ND		ug/l	2.5	0.70
Methyl tert butyl ether	ND		ug/l	2.5	0.70
p/m-Xylene	ND		ug/l	2.5	0.70
o-Xylene	ND		ug/l	2.5	0.70
cis-1,2-Dichloroethene	ND		ug/l	2.5	0.70
Styrene	ND		ug/l	2.5	0.70
Dichlorodifluoromethane	ND		ug/l	5.0	1.0
Acetone	ND		ug/l	5.0	1.5
Carbon disulfide	ND		ug/l	5.0	1.0
2-Butanone	ND		ug/l	5.0	1.9
4-Methyl-2-pentanone	ND		ug/l	5.0	1.0
2-Hexanone	ND		ug/l	5.0	1.0
Bromochloromethane	ND		ug/l	2.5	0.70
1,2-Dibromoethane	ND		ug/l	2.0	0.65
1,2-Dibromo-3-chloropropane	ND		ug/l	2.5	0.70
Isopropylbenzene	ND		ug/l	2.5	0.70
1,2,3-Trichlorobenzene	ND		ug/l	2.5	0.70
1,2,4-Trichlorobenzene	ND		ug/l	2.5	0.70
Methyl Acetate	ND		ug/l	2.0	0.23
Cyclohexane	ND		ug/l	10	0.27
1,4-Dioxane	ND		ug/l	250	61.
Freon-113	ND		ug/l	2.5	0.70
Methyl cyclohexane	ND		ug/l	10	0.40

Tentatively Identified Compounds

No Tentatively Identified Compounds	ND	ug/l

Project Name: CPG PHASE 4/5 **Lab Number:** L1707302

Project Number: 16.6669 **Report Date:** 03/15/17

Method Blank Analysis
Batch Quality Control

Analytical Method: 1,8260C
Analytical Date: 03/14/17 10:30
Analyst: PD

Parameter	Result	Qualifier	Units	RL	MDL
Volatile Organics by GC/MS - Westborough Lab for sample(s): 01-02,04-05 Batch: WG985461-5					

Surrogate	%Recovery	Qualifier	Acceptance Criteria
1,2-Dichloroethane-d4	90		70-130
Toluene-d8	102		70-130
4-Bromofluorobenzene	104		70-130
Dibromofluoromethane	94		70-130

Project Name: CPG PHASE 4/5 **Lab Number:** L1707302

Project Number: 16.6669 **Report Date:** 03/15/17

Method Blank Analysis
Batch Quality Control

Analytical Method: 1,8260C
Analytical Date: 03/15/17 09:58
Analyst: PD

Parameter	Result	Qualifier	Units	RL	MDL
Volatile Organics by GC/MS - Westborough Lab for sample(s): 03,06 Batch: WG985553-5					
Methylene chloride	ND		ug/l	2.5	0.70
1,1-Dichloroethane	ND		ug/l	2.5	0.70
Chloroform	ND		ug/l	2.5	0.70
Carbon tetrachloride	ND		ug/l	0.50	0.13
1,2-Dichloropropane	ND		ug/l	1.0	0.14
Dibromochloromethane	ND		ug/l	0.50	0.15
1,1,2-Trichloroethane	ND		ug/l	1.5	0.50
Tetrachloroethene	ND		ug/l	0.50	0.18
Chlorobenzene	ND		ug/l	2.5	0.70
Trichlorofluoromethane	ND		ug/l	2.5	0.70
1,2-Dichloroethane	ND		ug/l	0.50	0.13
1,1,1-Trichloroethane	ND		ug/l	2.5	0.70
Bromodichloromethane	ND		ug/l	0.50	0.19
trans-1,3-Dichloropropene	ND		ug/l	0.50	0.16
cis-1,3-Dichloropropene	ND		ug/l	0.50	0.14
Bromoform	ND		ug/l	2.0	0.65
1,1,2,2-Tetrachloroethane	ND		ug/l	0.50	0.17
Benzene	ND		ug/l	0.50	0.16
Toluene	ND		ug/l	2.5	0.70
Ethylbenzene	ND		ug/l	2.5	0.70
Chloromethane	ND		ug/l	2.5	0.70
Bromomethane	ND		ug/l	2.5	0.70
Vinyl chloride	ND		ug/l	1.0	0.07
Chloroethane	ND		ug/l	2.5	0.70
1,1-Dichloroethene	ND		ug/l	0.50	0.17
trans-1,2-Dichloroethene	ND		ug/l	2.5	0.70
Trichloroethene	ND		ug/l	0.50	0.18
1,2-Dichlorobenzene	ND		ug/l	2.5	0.70
1,3-Dichlorobenzene	ND		ug/l	2.5	0.70

Project Name: CPG PHASE 4/5 **Lab Number:** L1707302

Project Number: 16.6669 **Report Date:** 03/15/17

Method Blank Analysis
Batch Quality Control

Analytical Method: 1,8260C
Analytical Date: 03/15/17 09:58
Analyst: PD

Parameter	Result	Qualifier	Units	RL	MDL
Volatile Organics by GC/MS - Westborough Lab for sample(s): 03,06 Batch: WG985553-5					
1,4-Dichlorobenzene	ND		ug/l	2.5	0.70
Methyl tert butyl ether	ND		ug/l	2.5	0.70
p/m-Xylene	ND		ug/l	2.5	0.70
o-Xylene	ND		ug/l	2.5	0.70
cis-1,2-Dichloroethene	ND		ug/l	2.5	0.70
Styrene	ND		ug/l	2.5	0.70
Dichlorodifluoromethane	ND		ug/l	5.0	1.0
Acetone	ND		ug/l	5.0	1.5
Carbon disulfide	ND		ug/l	5.0	1.0
2-Butanone	ND		ug/l	5.0	1.9
4-Methyl-2-pentanone	ND		ug/l	5.0	1.0
2-Hexanone	ND		ug/l	5.0	1.0
Bromochloromethane	ND		ug/l	2.5	0.70
1,2-Dibromoethane	ND		ug/l	2.0	0.65
1,2-Dibromo-3-chloropropane	ND		ug/l	2.5	0.70
Isopropylbenzene	ND		ug/l	2.5	0.70
1,2,3-Trichlorobenzene	ND		ug/l	2.5	0.70
1,2,4-Trichlorobenzene	ND		ug/l	2.5	0.70
Methyl Acetate	ND		ug/l	2.0	0.23
Cyclohexane	ND		ug/l	10	0.27
1,4-Dioxane	ND		ug/l	250	61.
Freon-113	ND		ug/l	2.5	0.70
Methyl cyclohexane	ND		ug/l	10	0.40

Tentatively Identified Compounds

No Tentatively Identified Compounds	ND	ug/l

Project Name: CPG PHASE 4/5 **Lab Number:** L1707302

Project Number: 16.6669 **Report Date:** 03/15/17

Method Blank Analysis
Batch Quality Control

Analytical Method: 1,8260C
Analytical Date: 03/15/17 09:58
Analyst: PD

Parameter	Result	Qualifier	Units	RL	MDL
Volatile Organics by GC/MS - Westborough Lab for sample(s): 03,06 Batch: WG985553-5					

Surrogate	%Recovery	Qualifier	Acceptance Criteria
1,2-Dichloroethane-d4	88		70-130
Toluene-d8	99		70-130
4-Bromofluorobenzene	106		70-130
Dibromofluoromethane	100		70-130

Lab Control Sample Analysis
Batch Quality Control

Project Name: CPG PHASE 4/5
Project Number: 16.6669

Lab Number: L1707302
Report Date: 03/15/17

Parameter	LCS %Recovery	Qual	LCSD %Recovery	Qual	%Recovery Limits	RPD	Qual	RPD Limits
Volatile Organics by GC/MS - Westborough Lab Associated sample(s): 01-02,04-05 Batch: WG985461-3 WG985461-4								
Methylene chloride	99		99		70-130	0		20
1,1-Dichloroethane	97		94		70-130	3		20
Chloroform	94		92		70-130	2		20
Carbon tetrachloride	96		93		63-132	3		20
1,2-Dichloropropane	96		94		70-130	2		20
Dibromochloromethane	100		100		63-130	0		20
1,1,2-Trichloroethane	94		99		70-130	5		20
Tetrachloroethene	99		98		70-130	1		20
Chlorobenzene	100		100		75-130	0		20
Trichlorofluoromethane	94		90		62-150	4		20
1,2-Dichloroethane	87		87		70-130	0		20
1,1,1-Trichloroethane	92		89		67-130	3		20
Bromodichloromethane	96		92		67-130	4		20
trans-1,3-Dichloropropene	92		92		70-130	0		20
cis-1,3-Dichloropropene	96		93		70-130	3		20
Bromoform	110		110		54-136	0		20
1,1,2,2-Tetrachloroethane	99		100		67-130	1		20
Benzene	98		96		70-130	2		20
Toluene	100		99		70-130	1		20
Ethylbenzene	100		98		70-130	2		20
Chloromethane	110		110		64-130	0		20

Lab Control Sample Analysis
Batch Quality Control

Project Name: CPG PHASE 4/5
Project Number: 16.6669

Lab Number: L1707302
Report Date: 03/15/17

Parameter	LCS %Recovery	Qual	LCSD %Recovery	Qual	%Recovery Limits	RPD	Qual	RPD Limits
Volatile Organics by GC/MS - Westborough Lab Associated sample(s): 01-02,04-05 Batch: WG985461-3 WG985461-4								
Bromomethane	**140**	Q	**140**	Q	39-139	0		20
Vinyl chloride	110		100		55-140	10		20
Chloroethane	120		110		55-138	9		20
1,1-Dichloroethene	99		97		61-145	2		20
trans-1,2-Dichloroethene	100		98		70-130	2		20
Trichloroethene	99		94		70-130	5		20
1,2-Dichlorobenzene	100		100		70-130	0		20
1,3-Dichlorobenzene	110		100		70-130	10		20
1,4-Dichlorobenzene	110		100		70-130	10		20
Methyl tert butyl ether	90		90		63-130	0		20
p/m-Xylene	100		100		70-130	0		20
o-Xylene	100		100		70-130	0		20
cis-1,2-Dichloroethene	99		100		70-130	1		20
Styrene	100		95		70-130	5		20
Dichlorodifluoromethane	80		74		36-147	8		20
Acetone	87		88		58-148	1		20
Carbon disulfide	81		78		51-130	4		20
2-Butanone	85		82		63-138	4		20
4-Methyl-2-pentanone	83		83		59-130	0		20
2-Hexanone	76		76		57-130	0		20
Bromochloromethane	110		110		70-130	0		20

Lab Control Sample Analysis
Batch Quality Control

Project Name: CPG PHASE 4/5
Project Number: 16.6669

Lab Number: L1707302
Report Date: 03/15/17

Parameter	LCS %Recovery	Qual	LCSD %Recovery	Qual	%Recovery Limits	RPD	Qual	RPD Limits
Volatile Organics by GC/MS - Westborough Lab Associated sample(s): 01-02,04-05 Batch: WG985461-3 WG985461-4								
1,2-Dibromoethane	98		96		70-130	2		20
1,2-Dibromo-3-chloropropane	83		88		41-144	6		20
Isopropylbenzene	110		100		70-130	10		20
1,2,3-Trichlorobenzene	86		86		70-130	0		20
1,2,4-Trichlorobenzene	89		90		70-130	1		20
Methyl Acetate	110		110		70-130	0		20
Cyclohexane	95		92		70-130	3		20
1,4-Dioxane	100		96		56-162	4		20
Freon-113	100		99		70-130	1		20
Methyl cyclohexane	100		98		70-130	2		20

Surrogate	LCS %Recovery	Qual	LCSD %Recovery	Qual	Acceptance Criteria
1,2-Dichloroethane-d4	88		89		70-130
Toluene-d8	100		102		70-130
4-Bromofluorobenzene	104		101		70-130
Dibromofluoromethane	98		99		70-130

Lab Control Sample Analysis
Batch Quality Control

Project Name: CPG PHASE 4/5
Project Number: 16.6669

Lab Number: L1707302
Report Date: 03/15/17

Parameter	LCS %Recovery	Qual	LCSD %Recovery	Qual	%Recovery Limits	RPD	Qual	RPD Limits
Volatile Organics by GC/MS - Westborough Lab Associated sample(s): 03,06 Batch: WG985553-3 WG985553-4								
Methylene chloride	100		96		70-130	4		20
1,1-Dichloroethane	96		95		70-130	1		20
Chloroform	90		87		70-130	3		20
Carbon tetrachloride	82		82		63-132	0		20
1,2-Dichloropropane	97		95		70-130	2		20
Dibromochloromethane	78		78		63-130	0		20
1,1,2-Trichloroethane	97		99		70-130	2		20
Tetrachloroethene	86		90		70-130	5		20
Chlorobenzene	92		92		75-130	0		20
Trichlorofluoromethane	94		98		62-150	4		20
1,2-Dichloroethane	81		76		70-130	6		20
1,1,1-Trichloroethane	85		83		67-130	2		20
Bromodichloromethane	83		82		67-130	1		20
trans-1,3-Dichloropropene	81		84		70-130	4		20
cis-1,3-Dichloropropene	89		90		70-130	1		20
Bromoform	74		68		54-136	8		20
1,1,2,2-Tetrachloroethane	95		94		67-130	1		20
Benzene	99		98		70-130	1		20
Toluene	94		97		70-130	3		20
Ethylbenzene	89		91		70-130	2		20
Chloromethane	110		110		64-130	0		20

Lab Control Sample Analysis
Batch Quality Control

Project Name: CPG PHASE 4/5
Project Number: 16.6669

Lab Number: L1707302
Report Date: 03/15/17

Parameter	LCS %Recovery	Qual	LCSD %Recovery	Qual	%Recovery Limits	RPD	Qual	RPD Limits
Volatile Organics by GC/MS - Westborough Lab Associated sample(s): 03,06 Batch: WG985553-3 WG985553-4								
Bromomethane	120		120		39-139	0		20
Vinyl chloride	110		110		55-140	0		20
Chloroethane	120		120		55-138	0		20
1,1-Dichloroethene	100		100		61-145	0		20
trans-1,2-Dichloroethene	98		99		70-130	1		20
Trichloroethene	90		89		70-130	1		20
1,2-Dichlorobenzene	91		90		70-130	1		20
1,3-Dichlorobenzene	88		89		70-130	1		20
1,4-Dichlorobenzene	95		92		70-130	3		20
Methyl tert butyl ether	88		88		63-130	0		20
p/m-Xylene	100		100		70-130	0		20
o-Xylene	95		100		70-130	5		20
cis-1,2-Dichloroethene	97		96		70-130	1		20
Styrene	90		90		70-130	0		20
Dichlorodifluoromethane	100		100		36-147	0		20
Acetone	100		98		58-148	2		20
Carbon disulfide	100		100		51-130	0		20
2-Butanone	100		99		63-138	1		20
4-Methyl-2-pentanone	85		86		59-130	1		20
2-Hexanone	87		85		57-130	2		20
Bromochloromethane	100		96		70-130	4		20

Lab Control Sample Analysis
Batch Quality Control

Project Name: CPG PHASE 4/5
Project Number: 16.6669

Lab Number: L1707302
Report Date: 03/15/17

Parameter	LCS %Recovery	Qual	LCSD %Recovery	Qual	%Recovery Limits	RPD	Qual	RPD Limits
Volatile Organics by GC/MS - Westborough Lab Associated sample(s): 03,06 Batch: WG985553-3 WG985553-4								
1,2-Dibromoethane	96		94		70-130	2		20
1,2-Dibromo-3-chloropropane	76		87		41-144	13		20
Isopropylbenzene	100		100		70-130	0		20
1,2,3-Trichlorobenzene	99		93		70-130	6		20
1,2,4-Trichlorobenzene	100		96		70-130	4		20
Methyl Acetate	100		91		70-130	9		20
Cyclohexane	96		98		70-130	2		20
1,4-Dioxane	100		94		56-162	6		20
Freon-113	96		97		70-130	1		20
Methyl cyclohexane	91		93		70-130	2		20

Surrogate	LCS %Recovery	Qual	LCSD %Recovery	Qual	Acceptance Criteria
1,2-Dichloroethane-d4	84		81		70-130
Toluene-d8	103		106		70-130
4-Bromofluorobenzene	100		99		70-130
Dibromofluoromethane	99		96		70-130

SEMIVOLATILES

Project Name: CPG PHASE 4/5 **Lab Number:** L1707302

Project Number: 16.6669 **Report Date:** 03/15/17

SAMPLE RESULTS

Lab ID:	L1707302-01	Date Collected:	03/08/17 08:40
Client ID:	178 MW01	Date Received:	03/08/17
Sample Location:	YONKERS NY	Field Prep:	Not Specified
Matrix:	Water	Extraction Method:	EPA 3510C
Analytical Method:	1,8270D	Extraction Date:	03/10/17 10:37
Analytical Date:	03/11/17 07:08		
Analyst:	RC		

Parameter	Result	Qualifier	Units	RL	MDL	Dilution Factor
Semivolatile Organics by GC/MS - Westborough Lab						
Bis(2-chloroethyl)ether	ND		ug/l	1.9	0.65	1
3,3'-Dichlorobenzidine	ND		ug/l	4.8	1.3	1
2,4-Dinitrotoluene	ND		ug/l	4.8	0.82	1
2,6-Dinitrotoluene	ND		ug/l	4.8	1.1	1
4-Chlorophenyl phenyl ether	ND		ug/l	1.9	0.60	1
4-Bromophenyl phenyl ether	ND		ug/l	1.9	0.71	1
Bis(2-chloroisopropyl)ether	ND		ug/l	1.9	0.67	1
Bis(2-chloroethoxy)methane	ND		ug/l	4.8	0.61	1
Hexachlorocyclopentadiene	ND		ug/l	19	7.6	1
Isophorone	ND		ug/l	4.8	0.58	1
Nitrobenzene	ND		ug/l	1.9	0.73	1
NDPA/DPA	ND		ug/l	1.9	0.62	1
n-Nitrosodi-n-propylamine	ND		ug/l	4.8	0.68	1
Bis(2-ethylhexyl)phthalate	ND		ug/l	2.9	0.88	1
Butyl benzyl phthalate	ND		ug/l	4.8	1.2	1
Di-n-butylphthalate	ND		ug/l	4.8	0.67	1
Di-n-octylphthalate	ND		ug/l	4.8	1.1	1
Diethyl phthalate	ND		ug/l	4.8	0.61	1
Dimethyl phthalate	ND		ug/l	4.8	0.63	1
Biphenyl	ND		ug/l	1.9	0.73	1
4-Chloroaniline	ND		ug/l	4.8	0.61	1
2-Nitroaniline	ND		ug/l	4.8	1.1	1
3-Nitroaniline	ND		ug/l	4.8	1.2	1
4-Nitroaniline	ND		ug/l	4.8	1.3	1
Dibenzofuran	ND		ug/l	1.9	0.64	1
1,2,4,5-Tetrachlorobenzene	ND		ug/l	9.7	0.65	1
Acetophenone	ND		ug/l	4.8	0.82	1
2,4,6-Trichlorophenol	ND		ug/l	4.8	0.66	1
p-Chloro-m-cresol	ND		ug/l	1.9	0.60	1
2-Chlorophenol	ND		ug/l	1.9	0.61	1

Project Name: CPG PHASE 4/5 **Lab Number:** L1707302

Project Number: 16.6669 **Report Date:** 03/15/17

SAMPLE RESULTS

Lab ID: L1707302-01 Date Collected: 03/08/17 08:40

Client ID: 178 MW01 Date Received: 03/08/17

Sample Location: YONKERS NY Field Prep: Not Specified

Parameter	Result	Qualifier	Units	RL	MDL	Dilution Factor
Semivolatile Organics by GC/MS - Westborough Lab						
2,4-Dichlorophenol	ND		ug/l	4.8	0.74	1
2,4-Dimethylphenol	ND		ug/l	4.8	1.6	1
2-Nitrophenol	ND		ug/l	9.7	1.5	1
4-Nitrophenol	ND		ug/l	9.7	1.7	1
2,4-Dinitrophenol	ND		ug/l	19	5.3	1
4,6-Dinitro-o-cresol	ND		ug/l	9.7	2.0	1
Phenol	ND		ug/l	4.8	1.8	1
3-Methylphenol/4-Methylphenol	ND		ug/l	4.8	1.1	1
2,4,5-Trichlorophenol	ND		ug/l	4.8	0.69	1
Carbazole	ND		ug/l	1.9	0.61	1
Atrazine	ND		ug/l	9.7	1.8	1
Benzaldehyde	ND		ug/l	4.8	1.0	1
Caprolactam	ND		ug/l	9.7	3.5	1
2,3,4,6-Tetrachlorophenol	ND		ug/l	4.8	0.90	1

Tentatively Identified Compounds				
Total TIC Compounds	19.0	J	ug/l	1
Unknown	5.17	J	ug/l	1
Unknown Organic Acid	13.8	J	ug/l	1

Surrogate	% Recovery	Qualifier	Acceptance Criteria
2-Fluorophenol	45		21-120
Phenol-d6	30		10-120
Nitrobenzene-d5	64		23-120
2-Fluorobiphenyl	66		15-120
2,4,6-Tribromophenol	73		10-120
4-Terphenyl-d14	69		41-149

Project Name: CPG PHASE 4/5 **Lab Number:** L1707302

Project Number: 16.6669 **Report Date:** 03/15/17

SAMPLE RESULTS

Lab ID:	L1707302-01	Date Collected:	03/08/17 08:40
Client ID:	178 MW01	Date Received:	03/08/17
Sample Location:	YONKERS NY	Field Prep:	Not Specified
Matrix:	Water	Extraction Method:	EPA 3510C
Analytical Method:	1,8270D-SIM	Extraction Date:	03/10/17 10:37
Analytical Date:	03/11/17 15:17		
Analyst:	KL		

Parameter	Result	Qualifier	Units	RL	MDL	Dilution Factor
Semivolatile Organics by GC/MS-SIM - Westborough Lab						
Acenaphthene	ND		ug/l	0.10	0.03	1
2-Chloronaphthalene	ND		ug/l	0.19	0.03	1
Fluoranthene	0.21		ug/l	0.19	0.04	1
Hexachlorobutadiene	ND		ug/l	0.48	0.04	1
Naphthalene	ND		ug/l	0.19	0.04	1
Benzo(a)anthracene	0.10	J	ug/l	0.19	0.02	1
Benzo(a)pyrene	ND		ug/l	0.19	0.04	1
Benzo(b)fluoranthene	0.05	J	ug/l	0.19	0.02	1
Benzo(k)fluoranthene	ND		ug/l	0.19	0.04	1
Chrysene	0.10	J	ug/l	0.19	0.04	1
Acenaphthylene	0.05	J	ug/l	0.19	0.03	1
Anthracene	0.07	J	ug/l	0.19	0.03	1
Benzo(ghi)perylene	ND		ug/l	0.19	0.04	1
Fluorene	ND		ug/l	0.19	0.04	1
Phenanthrene	0.05	J	ug/l	0.19	0.01	1
Dibenzo(a,h)anthracene	ND		ug/l	0.19	0.04	1
Indeno(1,2,3-cd)pyrene	ND		ug/l	0.19	0.04	1
Pyrene	0.16	J	ug/l	0.19	0.04	1
2-Methylnaphthalene	ND		ug/l	0.19	0.04	1
Pentachlorophenol	ND		ug/l	0.78	0.21	1
Hexachlorobenzene	ND		ug/l	0.78	0.03	1
Hexachloroethane	ND		ug/l	0.78	0.03	1

Project Name: CPG PHASE 4/5 **Lab Number:** L1707302

Project Number: 16.6669 **Report Date:** 03/15/17

SAMPLE RESULTS

Lab ID: L1707302-01 Date Collected: 03/08/17 08:40

Client ID: 178 MW01 Date Received: 03/08/17

Sample Location: YONKERS NY Field Prep: Not Specified

Parameter	Result	Qualifier	Units	RL	MDL	Dilution Factor

Semivolatile Organics by GC/MS-SIM - Westborough Lab

Surrogate	% Recovery	Qualifier	Acceptance Criteria
2-Fluorophenol	31		21-120
Phenol-d6	23		10-120
Nitrobenzene-d5	55		23-120
2-Fluorobiphenyl	50		15-120
2,4,6-Tribromophenol	50		10-120
4-Terphenyl-d14	50		41-149

Project Name: CPG PHASE 4/5 **Lab Number:** L1707302

Project Number: 16.6669 **Report Date:** 03/15/17

SAMPLE RESULTS

Lab ID:	L1707302-02	Date Collected:	03/08/17 09:20
Client ID:	178 MW02	Date Received:	03/08/17
Sample Location:	YONKERS NY	Field Prep:	Not Specified
Matrix:	Water	Extraction Method:	EPA 3510C
Analytical Method:	1,8270D	Extraction Date:	03/10/17 10:37
Analytical Date:	03/11/17 08:01		
Analyst:	RC		

Parameter	Result	Qualifier	Units	RL	MDL	Dilution Factor
Semivolatile Organics by GC/MS - Westborough Lab						
Bis(2-chloroethyl)ether	ND		ug/l	1.9	0.65	1
3,3'-Dichlorobenzidine	ND		ug/l	4.8	1.3	1
2,4-Dinitrotoluene	ND		ug/l	4.8	0.82	1
2,6-Dinitrotoluene	ND		ug/l	4.8	1.1	1
4-Chlorophenyl phenyl ether	ND		ug/l	1.9	0.60	1
4-Bromophenyl phenyl ether	ND		ug/l	1.9	0.71	1
Bis(2-chloroisopropyl)ether	ND		ug/l	1.9	0.67	1
Bis(2-chloroethoxy)methane	ND		ug/l	4.8	0.61	1
Hexachlorocyclopentadiene	ND		ug/l	19	7.6	1
Isophorone	ND		ug/l	4.8	0.58	1
Nitrobenzene	ND		ug/l	1.9	0.73	1
NDPA/DPA	ND		ug/l	1.9	0.62	1
n-Nitrosodi-n-propylamine	ND		ug/l	4.8	0.68	1
Bis(2-ethylhexyl)phthalate	ND		ug/l	2.9	0.88	1
Butyl benzyl phthalate	ND		ug/l	4.8	1.2	1
Di-n-butylphthalate	ND		ug/l	4.8	0.67	1
Di-n-octylphthalate	ND		ug/l	4.8	1.1	1
Diethyl phthalate	ND		ug/l	4.8	0.61	1
Dimethyl phthalate	ND		ug/l	4.8	0.63	1
Biphenyl	ND		ug/l	1.9	0.73	1
4-Chloroaniline	ND		ug/l	4.8	0.61	1
2-Nitroaniline	ND		ug/l	4.8	1.1	1
3-Nitroaniline	ND		ug/l	4.8	1.2	1
4-Nitroaniline	ND		ug/l	4.8	1.3	1
Dibenzofuran	0.85	J	ug/l	1.9	0.64	1
1,2,4,5-Tetrachlorobenzene	ND		ug/l	9.7	0.65	1
Acetophenone	ND		ug/l	4.8	0.82	1
2,4,6-Trichlorophenol	ND		ug/l	4.8	0.66	1
p-Chloro-m-cresol	ND		ug/l	1.9	0.60	1
2-Chlorophenol	ND		ug/l	1.9	0.61	1

Project Name: CPG PHASE 4/5 **Lab Number:** L1707302

Project Number: 16.6669 **Report Date:** 03/15/17

SAMPLE RESULTS

Lab ID: L1707302-02 Date Collected: 03/08/17 09:20

Client ID: 178 MW02 Date Received: 03/08/17

Sample Location: YONKERS NY Field Prep: Not Specified

Parameter	Result	Qualifier	Units	RL	MDL	Dilution Factor
Semivolatile Organics by GC/MS - Westborough Lab						
2,4-Dichlorophenol	ND		ug/l	4.8	0.74	1
2,4-Dimethylphenol	ND		ug/l	4.8	1.6	1
2-Nitrophenol	ND		ug/l	9.7	1.5	1
4-Nitrophenol	ND		ug/l	9.7	1.7	1
2,4-Dinitrophenol	ND		ug/l	19	5.3	1
4,6-Dinitro-o-cresol	ND		ug/l	9.7	2.0	1
Phenol	ND		ug/l	4.8	1.8	1
3-Methylphenol/4-Methylphenol	ND		ug/l	4.8	1.1	1
2,4,5-Trichlorophenol	ND		ug/l	4.8	0.69	1
Carbazole	1.4	J	ug/l	1.9	0.61	1
Atrazine	ND		ug/l	9.7	1.8	1
Benzaldehyde	ND		ug/l	4.8	1.0	1
Caprolactam	ND		ug/l	9.7	3.5	1
2,3,4,6-Tetrachlorophenol	ND		ug/l	4.8	0.90	1

Project Name: CPG PHASE 4/5 **Lab Number:** L1707302

Project Number: 16.6669 **Report Date:** 03/15/17

SAMPLE RESULTS

Lab ID: L1707302-02 Date Collected: 03/08/17 09:20

Client ID: 178 MW02 Date Received: 03/08/17

Sample Location: YONKERS NY Field Prep: Not Specified

Parameter	Result	Qualifier	Units	RL	MDL	Dilution Factor
Semivolatile Organics by GC/MS - Westborough Lab						
Tentatively Identified Compounds						
Total TIC Compounds	332	J	ug/l			1
Unknown	60.4	J	ug/l			1
Unknown	8.89	J	ug/l			1
Unknown Benzene	5.16	J	ug/l			1
Unknown Organic Acid	5.50	J	ug/l			1
Unknown	12.7	J	ug/l			1
Unknown	9.80	J	ug/l			1
Unknown Organic Acid	17.6	J	ug/l			1
Unknown	4.87	J	ug/l			1
Unknown	5.35	J	ug/l			1
Unknown	10.6	J	ug/l			1
Unknown	21.4	J	ug/l			1
Unknown Organic Acid	5.08	J	ug/l			1
Unknown	4.04	J	ug/l			1
Unknown Benzene	12.7	J	ug/l			1
Unknown Organic Acid	85.4	J	ug/l			1
Unknown	27.6	J	ug/l			1
Unknown	23.3	J	ug/l			1
Unknown Organic Acid	11.2	J	ug/l			1

Surrogate	% Recovery	Qualifier	Acceptance Criteria
2-Fluorophenol	57		21-120
Phenol-d6	40		10-120
Nitrobenzene-d5	80		23-120
2-Fluorobiphenyl	83		15-120
2,4,6-Tribromophenol	105		10-120
4-Terphenyl-d14	89		41-149

Project Name: CPG PHASE 4/5 **Lab Number:** L1707302

Project Number: 16.6669 **Report Date:** 03/15/17

SAMPLE RESULTS

Lab ID:	L1707302-02	Date Collected:	03/08/17 09:20
Client ID:	178 MW02	Date Received:	03/08/17
Sample Location:	YONKERS NY	Field Prep:	Not Specified
Matrix:	Water	Extraction Method:	EPA 3510C
Analytical Method:	1,8270D-SIM	Extraction Date:	03/10/17 10:37
Analytical Date:	03/11/17 15:50		
Analyst:	KL		

Parameter	Result	Qualifier	Units	RL	MDL	Dilution Factor
Semivolatile Organics by GC/MS-SIM - Westborough Lab						
Acenaphthene	0.88		ug/l	0.10	0.03	1
2-Chloronaphthalene	ND		ug/l	0.19	0.03	1
Fluoranthene	0.42		ug/l	0.19	0.04	1
Hexachlorobutadiene	ND		ug/l	0.48	0.04	1
Naphthalene	6.9		ug/l	0.19	0.04	1
Benzo(a)anthracene	0.19		ug/l	0.19	0.02	1
Benzo(a)pyrene	0.17	J	ug/l	0.19	0.04	1
Benzo(b)fluoranthene	0.24		ug/l	0.19	0.02	1
Benzo(k)fluoranthene	0.08	J	ug/l	0.19	0.04	1
Chrysene	0.20		ug/l	0.19	0.04	1
Acenaphthylene	0.14	J	ug/l	0.19	0.03	1
Anthracene	0.29		ug/l	0.19	0.03	1
Benzo(ghi)perylene	0.08	J	ug/l	0.19	0.04	1
Fluorene	0.81		ug/l	0.19	0.04	1
Phenanthrene	1.0		ug/l	0.19	0.01	1
Dibenzo(a,h)anthracene	ND		ug/l	0.19	0.04	1
Indeno(1,2,3-cd)pyrene	0.09	J	ug/l	0.19	0.04	1
Pyrene	0.35		ug/l	0.19	0.04	1
2-Methylnaphthalene	1.8		ug/l	0.19	0.04	1
Pentachlorophenol	ND		ug/l	0.78	0.21	1
Hexachlorobenzene	ND		ug/l	0.78	0.03	1
Hexachloroethane	ND		ug/l	0.78	0.03	1

Project Name: CPG PHASE 4/5 **Lab Number:** L1707302

Project Number: 16.6669 **Report Date:** 03/15/17

SAMPLE RESULTS

Lab ID: L1707302-02 Date Collected: 03/08/17 09:20

Client ID: 178 MW02 Date Received: 03/08/17

Sample Location: YONKERS NY Field Prep: Not Specified

Parameter	Result	Qualifier	Units	RL	MDL	Dilution Factor

Semivolatile Organics by GC/MS-SIM - Westborough Lab

Surrogate	% Recovery	Qualifier	Acceptance Criteria
2-Fluorophenol	41		21-120
Phenol-d6	30		10-120
Nitrobenzene-d5	66		23-120
2-Fluorobiphenyl	60		15-120
2,4,6-Tribromophenol	69		10-120
4-Terphenyl-d14	63		41-149

Project Name: CPG PHASE 4/5 **Lab Number:** L1707302

Project Number: 16.6669 **Report Date:** 03/15/17

SAMPLE RESULTS

Lab ID:	L1707302-03	Date Collected:	03/08/17 10:00
Client ID:	178 MW03	Date Received:	03/08/17
Sample Location:	YONKERS NY	Field Prep:	Not Specified
Matrix:	Water	Extraction Method:	EPA 3510C
Analytical Method:	1,8270D	Extraction Date:	03/10/17 10:37
Analytical Date:	03/11/17 08:28		
Analyst:	RC		

Parameter	Result	Qualifier	Units	RL	MDL	Dilution Factor
Semivolatile Organics by GC/MS - Westborough Lab						
Bis(2-chloroethyl)ether	ND		ug/l	2.0	0.67	1
3,3'-Dichlorobenzidine	ND		ug/l	5.0	1.4	1
2,4-Dinitrotoluene	ND		ug/l	5.0	0.84	1
2,6-Dinitrotoluene	ND		ug/l	5.0	1.1	1
4-Chlorophenyl phenyl ether	ND		ug/l	2.0	0.62	1
4-Bromophenyl phenyl ether	ND		ug/l	2.0	0.73	1
Bis(2-chloroisopropyl)ether	ND		ug/l	2.0	0.70	1
Bis(2-chloroethoxy)methane	ND		ug/l	5.0	0.63	1
Hexachlorocyclopentadiene	ND		ug/l	20	7.8	1
Isophorone	ND		ug/l	5.0	0.60	1
Nitrobenzene	ND		ug/l	2.0	0.75	1
NDPA/DPA	ND		ug/l	2.0	0.64	1
n-Nitrosodi-n-propylamine	ND		ug/l	5.0	0.70	1
Bis(2-ethylhexyl)phthalate	ND		ug/l	3.0	0.91	1
Butyl benzyl phthalate	ND		ug/l	5.0	1.3	1
Di-n-butylphthalate	ND		ug/l	5.0	0.69	1
Di-n-octylphthalate	ND		ug/l	5.0	1.1	1
Diethyl phthalate	ND		ug/l	5.0	0.63	1
Dimethyl phthalate	ND		ug/l	5.0	0.65	1
Biphenyl	ND		ug/l	2.0	0.76	1
4-Chloroaniline	ND		ug/l	5.0	0.63	1
2-Nitroaniline	ND		ug/l	5.0	1.1	1
3-Nitroaniline	ND		ug/l	5.0	1.2	1
4-Nitroaniline	ND		ug/l	5.0	1.3	1
Dibenzofuran	ND		ug/l	2.0	0.66	1
1,2,4,5-Tetrachlorobenzene	ND		ug/l	10	0.67	1
Acetophenone	ND		ug/l	5.0	0.85	1
2,4,6-Trichlorophenol	ND		ug/l	5.0	0.68	1
p-Chloro-m-cresol	ND		ug/l	2.0	0.62	1
2-Chlorophenol	ND		ug/l	2.0	0.63	1

Project Name: CPG PHASE 4/5 **Lab Number:** L1707302

Project Number: 16.6669 **Report Date:** 03/15/17

SAMPLE RESULTS

Lab ID: L1707302-03 Date Collected: 03/08/17 10:00

Client ID: 178 MW03 Date Received: 03/08/17

Sample Location: YONKERS NY Field Prep: Not Specified

Parameter	Result	Qualifier	Units	RL	MDL	Dilution Factor
Semivolatile Organics by GC/MS - Westborough Lab						
2,4-Dichlorophenol	ND		ug/l	5.0	0.77	1
2,4-Dimethylphenol	ND		ug/l	5.0	1.6	1
2-Nitrophenol	ND		ug/l	10	1.5	1
4-Nitrophenol	ND		ug/l	10	1.8	1
2,4-Dinitrophenol	ND		ug/l	20	5.5	1
4,6-Dinitro-o-cresol	ND		ug/l	10	2.1	1
Phenol	ND		ug/l	5.0	1.9	1
3-Methylphenol/4-Methylphenol	1.8	J	ug/l	5.0	1.1	1
2,4,5-Trichlorophenol	ND		ug/l	5.0	0.72	1
Carbazole	1.8	J	ug/l	2.0	0.63	1
Atrazine	ND		ug/l	10	1.8	1
Benzaldehyde	ND		ug/l	5.0	1.1	1
Caprolactam	ND		ug/l	10	3.6	1
2,3,4,6-Tetrachlorophenol	ND		ug/l	5.0	0.93	1

Project Name: CPG PHASE 4/5 **Lab Number:** L1707302

Project Number: 16.6669 **Report Date:** 03/15/17

SAMPLE RESULTS

Lab ID: L1707302-03 Date Collected: 03/08/17 10:00

Client ID: 178 MW03 Date Received: 03/08/17

Sample Location: YONKERS NY Field Prep: Not Specified

Parameter	Result	Qualifier	Units	RL	MDL	Dilution Factor
Semivolatile Organics by GC/MS - Westborough Lab						
Tentatively Identified Compounds						
Total TIC Compounds	1570	J	ug/l			1
Naphthalene, 2-methyl-	16.4	NJ	ug/l			1
Unknown	54.6	J	ug/l			1
Unknown Benzene	21.3	J	ug/l			1
Unknown Benzene	21.3	J	ug/l			1
Unknown Benzene	9.04	J	ug/l			1
Unknown Benzene	90.2	J	ug/l			1
Unknown Benzene	122	J	ug/l			1
Unknown Benzene	406	J	ug/l			1
Unknown	151	J	ug/l			1
Unknown Benzene	29.4	J	ug/l			1
Unknown Benzene	46.3	J	ug/l			1
Unknown Benzene	226	J	ug/l			1
Unknown Naphthalene	16.2	J	ug/l			1
Naphthalene, 1-methyl-	10.6	NJ	ug/l			1
Unknown Benzene	109	J	ug/l			1
Unknown Benzene	175	J	ug/l			1
Unknown	8.00	J	ug/l			1
Unknown Benzene	23.0	J	ug/l			1
Unknown	7.45	J	ug/l			1
Unknown	23.7	J	ug/l			1

Surrogate	% Recovery	Qualifier	Acceptance Criteria
2-Fluorophenol	51		21-120
Phenol-d6	37		10-120
Nitrobenzene-d5	77		23-120
2-Fluorobiphenyl	80		15-120
2,4,6-Tribromophenol	86		10-120
4-Terphenyl-d14	87		41-149

Project Name: CPG PHASE 4/5 **Lab Number:** L1707302

Project Number: 16.6669 **Report Date:** 03/15/17

SAMPLE RESULTS

Lab ID:	L1707302-03	Date Collected:	03/08/17 10:00
Client ID:	178 MW03	Date Received:	03/08/17
Sample Location:	YONKERS NY	Field Prep:	Not Specified
Matrix:	Water	Extraction Method:	EPA 3510C
Analytical Method:	1,8270D-SIM	Extraction Date:	03/10/17 10:37
Analytical Date:	03/11/17 16:24		
Analyst:	KL		

Parameter	Result	Qualifier	Units	RL	MDL	Dilution Factor
Semivolatile Organics by GC/MS-SIM - Westborough Lab						
Acenaphthene	0.59		ug/l	0.10	0.04	1
2-Chloronaphthalene	ND		ug/l	0.20	0.04	1
Fluoranthene	0.45		ug/l	0.20	0.04	1
Hexachlorobutadiene	ND		ug/l	0.50	0.04	1
Naphthalene	43	E	ug/l	0.20	0.04	1
Benzo(a)anthracene	0.15	J	ug/l	0.20	0.02	1
Benzo(a)pyrene	0.09	J	ug/l	0.20	0.04	1
Benzo(b)fluoranthene	0.14	J	ug/l	0.20	0.02	1
Benzo(k)fluoranthene	0.05	J	ug/l	0.20	0.04	1
Chrysene	0.14	J	ug/l	0.20	0.04	1
Acenaphthylene	0.08	J	ug/l	0.20	0.04	1
Anthracene	0.22		ug/l	0.20	0.04	1
Benzo(ghi)perylene	ND		ug/l	0.20	0.04	1
Fluorene	0.63		ug/l	0.20	0.04	1
Phenanthrene	1.0		ug/l	0.20	0.02	1
Dibenzo(a,h)anthracene	ND		ug/l	0.20	0.04	1
Indeno(1,2,3-cd)pyrene	0.04	J	ug/l	0.20	0.04	1
Pyrene	0.33		ug/l	0.20	0.04	1
2-Methylnaphthalene	13		ug/l	0.20	0.05	1
Pentachlorophenol	0.34	J	ug/l	0.80	0.22	1
Hexachlorobenzene	ND		ug/l	0.80	0.03	1
Hexachloroethane	ND		ug/l	0.80	0.03	1

Project Name: CPG PHASE 4/5 **Lab Number:** L1707302

Project Number: 16.6669 **Report Date:** 03/15/17

SAMPLE RESULTS

Lab ID: L1707302-03 Date Collected: 03/08/17 10:00

Client ID: 178 MW03 Date Received: 03/08/17

Sample Location: YONKERS NY Field Prep: Not Specified

Parameter	Result	Qualifier	Units	RL	MDL	Dilution Factor

Semivolatile Organics by GC/MS-SIM - Westborough Lab

Surrogate	% Recovery	Qualifier	Acceptance Criteria
2-Fluorophenol	26		21-120
Phenol-d6	28		10-120
Nitrobenzene-d5	56		23-120
2-Fluorobiphenyl	60		15-120
2,4,6-Tribromophenol	59		10-120
4-Terphenyl-d14	61		41-149

Project Name: CPG PHASE 4/5 **Lab Number:** L1707302

Project Number: 16.6669 **Report Date:** 03/15/17

SAMPLE RESULTS

Lab ID:	L1707302-03	D	Date Collected:	03/08/17 10:00
Client ID:	178 MW03		Date Received:	03/08/17
Sample Location:	YONKERS NY		Field Prep:	Not Specified
Matrix:	Water		Extraction Method:	EPA 3510C
Analytical Method:	1,8270D-SIM		Extraction Date:	03/10/17 10:37
Analytical Date:	03/13/17 11:48			
Analyst:	KL			

Parameter	Result	Qualifier	Units	RL	MDL	Dilution Factor
Semivolatile Organics by GC/MS-SIM - Westborough Lab						
Naphthalene	68		ug/l	1.0	0.22	5

Project Name: CPG PHASE 4/5 **Lab Number:** L1707302

Project Number: 16.6669 **Report Date:** 03/15/17

SAMPLE RESULTS

Lab ID:	L1707302-04	Date Collected:	03/08/17 10:40
Client ID:	178 MW04	Date Received:	03/08/17
Sample Location:	YONKERS NY	Field Prep:	Not Specified
Matrix:	Water	Extraction Method:	EPA 3510C
Analytical Method:	1,8270D	Extraction Date:	03/10/17 10:37
Analytical Date:	03/12/17 22:14		
Analyst:	RC		

Parameter	Result	Qualifier	Units	RL	MDL	Dilution Factor
Semivolatile Organics by GC/MS - Westborough Lab						
Bis(2-chloroethyl)ether	ND		ug/l	1.9	0.64	1
3,3'-Dichlorobenzidine	ND		ug/l	4.8	1.3	1
2,4-Dinitrotoluene	ND		ug/l	4.8	0.81	1
2,6-Dinitrotoluene	ND		ug/l	4.8	1.1	1
4-Chlorophenyl phenyl ether	ND		ug/l	1.9	0.60	1
4-Bromophenyl phenyl ether	ND		ug/l	1.9	0.70	1
Bis(2-chloroisopropyl)ether	ND		ug/l	1.9	0.67	1
Bis(2-chloroethoxy)methane	ND		ug/l	4.8	0.60	1
Hexachlorocyclopentadiene	ND		ug/l	19	7.5	1
Isophorone	ND		ug/l	4.8	0.58	1
Nitrobenzene	ND		ug/l	1.9	0.72	1
NDPA/DPA	ND		ug/l	1.9	0.62	1
n-Nitrosodi-n-propylamine	ND		ug/l	4.8	0.67	1
Bis(2-ethylhexyl)phthalate	ND		ug/l	2.9	0.87	1
Butyl benzyl phthalate	ND		ug/l	4.8	1.2	1
Di-n-butylphthalate	ND		ug/l	4.8	0.66	1
Di-n-octylphthalate	ND		ug/l	4.8	1.1	1
Diethyl phthalate	ND		ug/l	4.8	0.60	1
Dimethyl phthalate	ND		ug/l	4.8	0.62	1
Biphenyl	ND		ug/l	1.9	0.73	1
4-Chloroaniline	ND		ug/l	4.8	0.61	1
2-Nitroaniline	ND		ug/l	4.8	1.1	1
3-Nitroaniline	ND		ug/l	4.8	1.2	1
4-Nitroaniline	ND		ug/l	4.8	1.2	1
Dibenzofuran	ND		ug/l	1.9	0.63	1
1,2,4,5-Tetrachlorobenzene	ND		ug/l	9.6	0.64	1
Acetophenone	ND		ug/l	4.8	0.81	1
2,4,6-Trichlorophenol	ND		ug/l	4.8	0.65	1
p-Chloro-m-cresol	ND		ug/l	1.9	0.59	1
2-Chlorophenol	ND		ug/l	1.9	0.60	1

Project Name: CPG PHASE 4/5 **Lab Number:** L1707302

Project Number: 16.6669 **Report Date:** 03/15/17

SAMPLE RESULTS

Lab ID: L1707302-04 Date Collected: 03/08/17 10:40

Client ID: 178 MW04 Date Received: 03/08/17

Sample Location: YONKERS NY Field Prep: Not Specified

Parameter	Result	Qualifier	Units	RL	MDL	Dilution Factor
Semivolatile Organics by GC/MS - Westborough Lab						
2,4-Dichlorophenol	ND		ug/l	4.8	0.74	1
2,4-Dimethylphenol	ND		ug/l	4.8	1.6	1
2-Nitrophenol	ND		ug/l	9.6	1.4	1
4-Nitrophenol	ND		ug/l	9.6	1.7	1
2,4-Dinitrophenol	ND		ug/l	19	5.2	1
4,6-Dinitro-o-cresol	ND		ug/l	9.6	2.0	1
Phenol	ND		ug/l	4.8	1.8	1
3-Methylphenol/4-Methylphenol	ND		ug/l	4.8	1.1	1
2,4,5-Trichlorophenol	ND		ug/l	4.8	0.69	1
Carbazole	ND		ug/l	1.9	0.60	1
Atrazine	ND		ug/l	9.6	1.8	1
Benzaldehyde	ND		ug/l	4.8	1.0	1
Caprolactam	ND		ug/l	9.6	3.4	1
2,3,4,6-Tetrachlorophenol	ND		ug/l	4.8	0.89	1

Tentatively Identified Compounds				
Total TIC Compounds	39.8	J	ug/l	1
Unknown	27.1	J	ug/l	1
Unknown	8.24	J	ug/l	1
Unknown	4.46	J	ug/l	1

Surrogate	% Recovery	Qualifier	Acceptance Criteria
2-Fluorophenol	47		21-120
Phenol-d6	33		10-120
Nitrobenzene-d5	72		23-120
2-Fluorobiphenyl	74		15-120
2,4,6-Tribromophenol	87		10-120
4-Terphenyl-d14	70		41-149

Project Name: CPG PHASE 4/5 **Lab Number:** L1707302

Project Number: 16.6669 **Report Date:** 03/15/17

SAMPLE RESULTS

Lab ID:	L1707302-04	Date Collected:	03/08/17 10:40
Client ID:	178 MW04	Date Received:	03/08/17
Sample Location:	YONKERS NY	Field Prep:	Not Specified
Matrix:	Water	Extraction Method:	EPA 3510C
Analytical Method:	1,8270D-SIM	Extraction Date:	03/12/17 12:51
Analytical Date:	03/13/17 10:45		
Analyst:	KL		

Parameter	Result	Qualifier	Units	RL	MDL	Dilution Factor
Semivolatile Organics by GC/MS-SIM - Westborough Lab						
Acenaphthene	0.49		ug/l	0.10	0.03	1
2-Chloronaphthalene	ND		ug/l	0.19	0.03	1
Fluoranthene	0.96		ug/l	0.19	0.04	1
Hexachlorobutadiene	ND		ug/l	0.48	0.04	1
Naphthalene	0.76		ug/l	0.19	0.04	1
Benzo(a)anthracene	0.42		ug/l	0.19	0.02	1
Benzo(a)pyrene	0.47		ug/l	0.19	0.04	1
Benzo(b)fluoranthene	0.62		ug/l	0.19	0.02	1
Benzo(k)fluoranthene	0.24		ug/l	0.19	0.04	1
Chrysene	0.46		ug/l	0.19	0.04	1
Acenaphthylene	0.10	J	ug/l	0.19	0.03	1
Anthracene	0.32		ug/l	0.19	0.03	1
Benzo(ghi)perylene	0.28		ug/l	0.19	0.04	1
Fluorene	0.39		ug/l	0.19	0.04	1
Phenanthrene	0.53		ug/l	0.19	0.01	1
Dibenzo(a,h)anthracene	0.08	J	ug/l	0.19	0.04	1
Indeno(1,2,3-cd)pyrene	0.29		ug/l	0.19	0.04	1
Pyrene	0.88		ug/l	0.19	0.04	1
2-Methylnaphthalene	0.18	J	ug/l	0.19	0.04	1
Pentachlorophenol	0.35	J	ug/l	0.78	0.21	1
Hexachlorobenzene	ND		ug/l	0.78	0.03	1
Hexachloroethane	ND		ug/l	0.78	0.03	1

Project Name: CPG PHASE 4/5 **Lab Number:** L1707302

Project Number: 16.6669 **Report Date:** 03/15/17

SAMPLE RESULTS

Lab ID: L1707302-04 Date Collected: 03/08/17 10:40

Client ID: 178 MW04 Date Received: 03/08/17

Sample Location: YONKERS NY Field Prep: Not Specified

Parameter	Result	Qualifier	Units	RL	MDL	Dilution Factor

Semivolatile Organics by GC/MS-SIM - Westborough Lab

Surrogate	% Recovery	Qualifier	Acceptance Criteria
2-Fluorophenol	30		21-120
Phenol-d6	24		10-120
Nitrobenzene-d5	63		23-120
2-Fluorobiphenyl	62		15-120
2,4,6-Tribromophenol	68		10-120
4-Terphenyl-d14	64		41-149

Project Name: CPG PHASE 4/5 **Lab Number:** L1707302

Project Number: 16.6669 **Report Date:** 03/15/17

SAMPLE RESULTS

Lab ID:	L1707302-05	Date Collected:	03/08/17 11:30
Client ID:	MWGP01	Date Received:	03/08/17
Sample Location:	YONKERS NY	Field Prep:	Not Specified
Matrix:	Water	Extraction Method:	EPA 3510C
Analytical Method:	1,8270D	Extraction Date:	03/10/17 10:37
Analytical Date:	03/11/17 07:35		
Analyst:	RC		

Parameter	Result	Qualifier	Units	RL	MDL	Dilution Factor
Semivolatile Organics by GC/MS - Westborough Lab						
Bis(2-chloroethyl)ether	ND		ug/l	2.0	0.66	1
3,3'-Dichlorobenzidine	ND		ug/l	4.9	1.4	1
2,4-Dinitrotoluene	ND		ug/l	4.9	0.84	1
2,6-Dinitrotoluene	ND		ug/l	4.9	1.1	1
4-Chlorophenyl phenyl ether	ND		ug/l	2.0	0.62	1
4-Bromophenyl phenyl ether	ND		ug/l	2.0	0.72	1
Bis(2-chloroisopropyl)ether	ND		ug/l	2.0	0.69	1
Bis(2-chloroethoxy)methane	ND		ug/l	4.9	0.62	1
Hexachlorocyclopentadiene	ND		ug/l	20	7.8	1
Isophorone	ND		ug/l	4.9	0.59	1
Nitrobenzene	ND		ug/l	2.0	0.74	1
NDPA/DPA	ND		ug/l	2.0	0.64	1
n-Nitrosodi-n-propylamine	ND		ug/l	4.9	0.69	1
Bis(2-ethylhexyl)phthalate	ND		ug/l	3.0	0.90	1
Butyl benzyl phthalate	ND		ug/l	4.9	1.2	1
Di-n-butylphthalate	ND		ug/l	4.9	0.68	1
Di-n-octylphthalate	ND		ug/l	4.9	1.1	1
Diethyl phthalate	ND		ug/l	4.9	0.62	1
Dimethyl phthalate	ND		ug/l	4.9	0.64	1
Biphenyl	11.		ug/l	2.0	0.75	1
4-Chloroaniline	ND		ug/l	4.9	0.62	1
2-Nitroaniline	ND		ug/l	4.9	1.1	1
3-Nitroaniline	ND		ug/l	4.9	1.2	1
4-Nitroaniline	ND		ug/l	4.9	1.3	1
Dibenzofuran	ND		ug/l	2.0	0.65	1
1,2,4,5-Tetrachlorobenzene	ND		ug/l	9.9	0.66	1
Acetophenone	ND		ug/l	4.9	0.84	1
2,4,6-Trichlorophenol	ND		ug/l	4.9	0.67	1
p-Chloro-m-cresol	ND		ug/l	2.0	0.61	1
2-Chlorophenol	ND		ug/l	2.0	0.62	1

Project Name: CPG PHASE 4/5 **Lab Number:** L1707302

Project Number: 16.6669 **Report Date:** 03/15/17

SAMPLE RESULTS

Lab ID: L1707302-05 Date Collected: 03/08/17 11:30

Client ID: MWGP01 Date Received: 03/08/17

Sample Location: YONKERS NY Field Prep: Not Specified

Parameter	Result	Qualifier	Units	RL	MDL	Dilution Factor
Semivolatile Organics by GC/MS - Westborough Lab						
2,4-Dichlorophenol	ND		ug/l	4.9	0.76	1
2,4-Dimethylphenol	ND		ug/l	4.9	1.6	1
2-Nitrophenol	ND		ug/l	9.9	1.5	1
4-Nitrophenol	ND		ug/l	9.9	1.8	1
2,4-Dinitrophenol	ND		ug/l	20	5.4	1
4,6-Dinitro-o-cresol	ND		ug/l	9.9	2.1	1
Phenol	ND		ug/l	4.9	1.9	1
3-Methylphenol/4-Methylphenol	ND		ug/l	4.9	1.1	1
2,4,5-Trichlorophenol	ND		ug/l	4.9	0.71	1
Carbazole	ND		ug/l	2.0	0.62	1
Atrazine	ND		ug/l	9.9	1.8	1
Benzaldehyde	ND		ug/l	4.9	1.1	1
Caprolactam	ND		ug/l	9.9	3.5	1
2,3,4,6-Tetrachlorophenol	ND		ug/l	4.9	0.92	1

Project Name: CPG PHASE 4/5 **Lab Number:** L1707302

Project Number: 16.6669 **Report Date:** 03/15/17

SAMPLE RESULTS

Lab ID: L1707302-05 Date Collected: 03/08/17 11:30

Client ID: MWGP01 Date Received: 03/08/17

Sample Location: YONKERS NY Field Prep: Not Specified

Parameter	Result	Qualifier	Units	RL	MDL	Dilution Factor
Semivolatile Organics by GC/MS - Westborough Lab						
Tentatively Identified Compounds						
Total TIC Compounds	445	J	ug/l			1
Unknown	23.3	J	ug/l			1
Unknown Naphthalene	14.2	J	ug/l			1
Unknown	24.3	J	ug/l			1
Naphthalene, 1-methyl-	53.1	NJ	ug/l			1
Unknown	16.6	J	ug/l			1
Unknown Benzene	13.4	J	ug/l			1
Unknown Naphthalene	12.4	J	ug/l			1
Unknown Naphthalene	22.2	J	ug/l			1
Unknown Organic Acid	21.3	J	ug/l			1
Unknown Naphthalene	13.9	J	ug/l			1
Unknown	18.6	J	ug/l			1
Unknown	20.6	J	ug/l			1
Unknown Alkane	25.1	J	ug/l			1
Unknown Naphthalene	32.9	J	ug/l			1
Unknown Naphthalene	17.3	J	ug/l			1
Naphthalene, 2-methyl-	20.7	NJ	ug/l			1
Unknown Naphthalene	43.4	J	ug/l			1
Unknown	23.1	J	ug/l			1
Unknown	13.4	J	ug/l			1
Unknown	15.6	J	ug/l			1

Surrogate	% Recovery	Qualifier	Acceptance Criteria
2-Fluorophenol	55		21-120
Phenol-d6	38		10-120
Nitrobenzene-d5	80		23-120
2-Fluorobiphenyl	83		15-120
2,4,6-Tribromophenol	101		10-120
4-Terphenyl-d14	88		41-149

Project Name: CPG PHASE 4/5 **Lab Number:** L1707302

Project Number: 16.6669 **Report Date:** 03/15/17

SAMPLE RESULTS

Lab ID:	L1707302-05	Date Collected:	03/08/17 11:30
Client ID:	MWGP01	Date Received:	03/08/17
Sample Location:	YONKERS NY	Field Prep:	Not Specified
Matrix:	Water	Extraction Method:	EPA 3510C
Analytical Method:	1,8270D-SIM	Extraction Date:	03/12/17 12:51
Analytical Date:	03/13/17 11:16		
Analyst:	KL		

Parameter	Result	Qualifier	Units	RL	MDL	Dilution Factor
Semivolatile Organics by GC/MS-SIM - Westborough Lab						
Acenaphthene	1.3		ug/l	0.10	0.04	1
2-Chloronaphthalene	ND		ug/l	0.20	0.04	1
Fluoranthene	0.05	J	ug/l	0.20	0.04	1
Hexachlorobutadiene	ND		ug/l	0.50	0.04	1
Naphthalene	1.5		ug/l	0.20	0.04	1
Benzo(a)anthracene	0.03	J	ug/l	0.20	0.02	1
Benzo(a)pyrene	ND		ug/l	0.20	0.04	1
Benzo(b)fluoranthene	0.03	J	ug/l	0.20	0.02	1
Benzo(k)fluoranthene	ND		ug/l	0.20	0.04	1
Chrysene	ND		ug/l	0.20	0.04	1
Acenaphthylene	0.24		ug/l	0.20	0.04	1
Anthracene	0.21		ug/l	0.20	0.04	1
Benzo(ghi)perylene	ND		ug/l	0.20	0.04	1
Fluorene	1.8		ug/l	0.20	0.04	1
Phenanthrene	2.3		ug/l	0.20	0.02	1
Dibenzo(a,h)anthracene	ND		ug/l	0.20	0.04	1
Indeno(1,2,3-cd)pyrene	ND		ug/l	0.20	0.04	1
Pyrene	0.09	J	ug/l	0.20	0.04	1
2-Methylnaphthalene	5.2		ug/l	0.20	0.05	1
Pentachlorophenol	ND		ug/l	0.80	0.22	1
Hexachlorobenzene	ND		ug/l	0.80	0.03	1
Hexachloroethane	ND		ug/l	0.80	0.03	1

Project Name: CPG PHASE 4/5 **Lab Number:** L1707302

Project Number: 16.6669 **Report Date:** 03/15/17

SAMPLE RESULTS

Lab ID: L1707302-05 Date Collected: 03/08/17 11:30

Client ID: MWGP01 Date Received: 03/08/17

Sample Location: YONKERS NY Field Prep: Not Specified

Parameter	Result	Qualifier	Units	RL	MDL	Dilution Factor

Semivolatile Organics by GC/MS-SIM - Westborough Lab

Surrogate	% Recovery	Qualifier	Acceptance Criteria
2-Fluorophenol	28		21-120
Phenol-d6	21		10-120
Nitrobenzene-d5	42		23-120
2-Fluorobiphenyl	41		15-120
2,4,6-Tribromophenol	45		10-120
4-Terphenyl-d14	51		41-149

Project Name: CPG PHASE 4/5 **Lab Number:** L1707302

Project Number: 16.6669 **Report Date:** 03/15/17

Method Blank Analysis
Batch Quality Control

Analytical Method: 1,8270D
Analytical Date: 03/11/17 00:57
Analyst: RC

Extraction Method: EPA 3510C
Extraction Date: 03/10/17 02:28

Parameter	Result	Qualifier	Units	RL	MDL
Semivolatile Organics by GC/MS - Westborough Lab for sample(s): 01-05 Batch: WG984382-1					
Bis(2-chloroethyl)ether	ND		ug/l	2.0	0.67
3,3'-Dichlorobenzidine	ND		ug/l	5.0	1.4
2,4-Dinitrotoluene	ND		ug/l	5.0	0.84
2,6-Dinitrotoluene	ND		ug/l	5.0	1.1
4-Chlorophenyl phenyl ether	ND		ug/l	2.0	0.62
4-Bromophenyl phenyl ether	ND		ug/l	2.0	0.73
Bis(2-chloroisopropyl)ether	ND		ug/l	2.0	0.70
Bis(2-chloroethoxy)methane	ND		ug/l	5.0	0.63
Hexachlorocyclopentadiene	ND		ug/l	20	7.8
Isophorone	ND		ug/l	5.0	0.60
Nitrobenzene	ND		ug/l	2.0	0.75
NDPA/DPA	ND		ug/l	2.0	0.64
n-Nitrosodi-n-propylamine	ND		ug/l	5.0	0.70
Bis(2-ethylhexyl)phthalate	ND		ug/l	3.0	0.91
Butyl benzyl phthalate	ND		ug/l	5.0	1.3
Di-n-butylphthalate	ND		ug/l	5.0	0.69
Di-n-octylphthalate	ND		ug/l	5.0	1.1
Diethyl phthalate	ND		ug/l	5.0	0.63
Dimethyl phthalate	ND		ug/l	5.0	0.65
Biphenyl	ND		ug/l	2.0	0.76
4-Chloroaniline	ND		ug/l	5.0	0.63
2-Nitroaniline	ND		ug/l	5.0	1.1
3-Nitroaniline	ND		ug/l	5.0	1.2
4-Nitroaniline	ND		ug/l	5.0	1.3
Dibenzofuran	ND		ug/l	2.0	0.66
1,2,4,5-Tetrachlorobenzene	ND		ug/l	10	0.67
Acetophenone	ND		ug/l	5.0	0.85
2,4,6-Trichlorophenol	ND		ug/l	5.0	0.68
p-Chloro-m-cresol	ND		ug/l	2.0	0.62

Project Name: CPG PHASE 4/5 **Lab Number:** L1707302

Project Number: 16.6669 **Report Date:** 03/15/17

Method Blank Analysis
Batch Quality Control

Analytical Method: 1,8270D
Analytical Date: 03/11/17 00:57
Analyst: RC

Extraction Method: EPA 3510C
Extraction Date: 03/10/17 02:28

Parameter	Result	Qualifier	Units	RL	MDL
Semivolatile Organics by GC/MS - Westborough Lab for sample(s): 01-05 Batch: WG984382-1					
2-Chlorophenol	ND		ug/l	2.0	0.63
2,4-Dichlorophenol	ND		ug/l	5.0	0.77
2,4-Dimethylphenol	ND		ug/l	5.0	1.6
2-Nitrophenol	ND		ug/l	10	1.5
4-Nitrophenol	ND		ug/l	10	1.8
2,4-Dinitrophenol	ND		ug/l	20	5.5
4,6-Dinitro-o-cresol	ND		ug/l	10	2.1
Phenol	ND		ug/l	5.0	1.9
3-Methylphenol/4-Methylphenol	ND		ug/l	5.0	1.1
2,4,5-Trichlorophenol	ND		ug/l	5.0	0.72
Carbazole	ND		ug/l	2.0	0.63
Atrazine	ND		ug/l	10	1.8
Benzaldehyde	ND		ug/l	5.0	1.1
Caprolactam	ND		ug/l	10	3.6
2,3,4,6-Tetrachlorophenol	ND		ug/l	5.0	0.93

Tentatively Identified Compounds

No Tentatively Identified Compounds	ND	ug/l

Project Name: CPG PHASE 4/5 **Lab Number:** L1707302

Project Number: 16.6669 **Report Date:** 03/15/17

Method Blank Analysis
Batch Quality Control

Analytical Method: 1,8270D
Analytical Date: 03/11/17 00:57
Analyst: RC

Extraction Method: EPA 3510C
Extraction Date: 03/10/17 02:28

Parameter	Result	Qualifier	Units	RL	MDL
Semivolatile Organics by GC/MS - Westborough Lab for sample(s): 01-05 Batch: WG984382-1					

Surrogate	%Recovery	Qualifier	Acceptance Criteria
2-Fluorophenol	50		21-120
Phenol-d6	34		10-120
Nitrobenzene-d5	68		23-120
2-Fluorobiphenyl	74		15-120
2,4,6-Tribromophenol	80		10-120
4-Terphenyl-d14	77		41-149

Project Name: CPG PHASE 4/5 **Lab Number:** L1707302

Project Number: 16.6669 **Report Date:** 03/15/17

Method Blank Analysis
Batch Quality Control

Analytical Method: 1,8270D-SIM
Analytical Date: 03/10/17 18:38
Analyst: DV

Extraction Method: EPA 3510C
Extraction Date: 03/10/17 02:28

Parameter	Result	Qualifier	Units	RL	MDL
Semivolatile Organics by GC/MS-SIM - Westborough Lab for sample(s): 01-03 Batch: WG984383-1					
Acenaphthene	ND		ug/l	0.10	0.04
2-Chloronaphthalene	ND		ug/l	0.20	0.04
Fluoranthene	ND		ug/l	0.20	0.04
Hexachlorobutadiene	ND		ug/l	0.50	0.04
Naphthalene	0.35		ug/l	0.20	0.04
Benzo(a)anthracene	ND		ug/l	0.20	0.02
Benzo(a)pyrene	ND		ug/l	0.20	0.04
Benzo(b)fluoranthene	ND		ug/l	0.20	0.02
Benzo(k)fluoranthene	ND		ug/l	0.20	0.04
Chrysene	ND		ug/l	0.20	0.04
Acenaphthylene	ND		ug/l	0.20	0.04
Anthracene	ND		ug/l	0.20	0.04
Benzo(ghi)perylene	ND		ug/l	0.20	0.04
Fluorene	ND		ug/l	0.20	0.04
Phenanthrene	ND		ug/l	0.20	0.02
Dibenzo(a,h)anthracene	ND		ug/l	0.20	0.04
Indeno(1,2,3-cd)pyrene	ND		ug/l	0.20	0.04
Pyrene	ND		ug/l	0.20	0.04
2-Methylnaphthalene	ND		ug/l	0.20	0.05
Pentachlorophenol	ND		ug/l	0.80	0.22
Hexachlorobenzene	ND		ug/l	0.80	0.03
Hexachloroethane	ND		ug/l	0.80	0.03

Project Name: CPG PHASE 4/5 **Lab Number:** L1707302

Project Number: 16.6669 **Report Date:** 03/15/17

Method Blank Analysis
Batch Quality Control

Analytical Method: 1,8270D-SIM
Analytical Date: 03/10/17 18:38
Analyst: DV

Extraction Method: EPA 3510C
Extraction Date: 03/10/17 02:28

Parameter	Result	Qualifier	Units	RL	MDL
Semivolatile Organics by GC/MS-SIM - Westborough Lab for sample(s): 01-03 Batch: WG984383-1					

Surrogate	%Recovery	Qualifier	Acceptance Criteria
2-Fluorophenol	43		21-120
Phenol-d6	30		10-120
Nitrobenzene-d5	63		23-120
2-Fluorobiphenyl	50		15-120
2,4,6-Tribromophenol	60		10-120
4-Terphenyl-d14	63		41-149

Project Name: CPG PHASE 4/5 **Lab Number:** L1707302

Project Number: 16.6669 **Report Date:** 03/15/17

Method Blank Analysis
Batch Quality Control

Analytical Method: 1,8270D-SIM
Analytical Date: 03/13/17 08:07
Analyst: KL

Extraction Method: EPA 3510C
Extraction Date: 03/12/17 12:51

Parameter	Result	Qualifier	Units	RL	MDL
Semivolatile Organics by GC/MS-SIM - Westborough Lab for sample(s): 04-05 Batch: WG984909-1					
Acenaphthene	ND		ug/l	0.10	0.04
2-Chloronaphthalene	ND		ug/l	0.20	0.04
Fluoranthene	ND		ug/l	0.20	0.04
Hexachlorobutadiene	ND		ug/l	0.50	0.04
Naphthalene	ND		ug/l	0.20	0.04
Benzo(a)anthracene	ND		ug/l	0.20	0.02
Benzo(a)pyrene	ND		ug/l	0.20	0.04
Benzo(b)fluoranthene	ND		ug/l	0.20	0.02
Benzo(k)fluoranthene	ND		ug/l	0.20	0.04
Chrysene	ND		ug/l	0.20	0.04
Acenaphthylene	ND		ug/l	0.20	0.04
Anthracene	ND		ug/l	0.20	0.04
Benzo(ghi)perylene	ND		ug/l	0.20	0.04
Fluorene	ND		ug/l	0.20	0.04
Phenanthrene	ND		ug/l	0.20	0.02
Dibenzo(a,h)anthracene	ND		ug/l	0.20	0.04
Indeno(1,2,3-cd)pyrene	ND		ug/l	0.20	0.04
Pyrene	ND		ug/l	0.20	0.04
2-Methylnaphthalene	ND		ug/l	0.20	0.05
Pentachlorophenol	ND		ug/l	0.80	0.22
Hexachlorobenzene	ND		ug/l	0.80	0.03
Hexachloroethane	ND		ug/l	0.80	0.03

Project Name: CPG PHASE 4/5 **Lab Number:** L1707302

Project Number: 16.6669 **Report Date:** 03/15/17

Method Blank Analysis
Batch Quality Control

Analytical Method: 1,8270D-SIM
Analytical Date: 03/13/17 08:07
Analyst: KL

Extraction Method: EPA 3510C
Extraction Date: 03/12/17 12:51

Parameter	Result	Qualifier	Units	RL	MDL
Semivolatile Organics by GC/MS-SIM - Westborough Lab for sample(s): 04-05 Batch: WG984909-1					

Surrogate	%Recovery	Qualifier	Acceptance Criteria
2-Fluorophenol	37		21-120
Phenol-d6	27		10-120
Nitrobenzene-d5	67		23-120
2-Fluorobiphenyl	64		15-120
2,4,6-Tribromophenol	70		10-120
4-Terphenyl-d14	73		41-149

Lab Control Sample Analysis
Batch Quality Control

Project Name: CPG PHASE 4/5
Project Number: 16.6669

Lab Number: L1707302
Report Date: 03/15/17

Parameter	LCS %Recovery	Qual	LCSD %Recovery	Qual	%Recovery Limits	RPD	Qual	RPD Limits
Semivolatile Organics by GC/MS - Westborough Lab Associated sample(s): 01-05 Batch: WG984382-2 WG984382-3								
Bis(2-chloroethyl)ether	72		69		40-140	4		30
3,3'-Dichlorobenzidine	64		68		40-140	6		30
2,4-Dinitrotoluene	83		81		48-143	2		30
2,6-Dinitrotoluene	82		79		40-140	4		30
4-Chlorophenyl phenyl ether	77		75		40-140	3		30
4-Bromophenyl phenyl ether	76		74		40-140	3		30
Bis(2-chloroisopropyl)ether	60		54		40-140	11		30
Bis(2-chloroethoxy)methane	74		70		40-140	6		30
Hexachlorocyclopentadiene	78		73		40-140	7		30
Isophorone	75		69		40-140	8		30
Nitrobenzene	76		70		40-140	8		30
NDPA/DPA	79		77		40-140	3		30
n-Nitrosodi-n-propylamine	72		67		29-132	7		30
Bis(2-ethylhexyl)phthalate	90		88		40-140	2		30
Butyl benzyl phthalate	82		80		40-140	2		30
Di-n-butylphthalate	82		80		40-140	2		30
Di-n-octylphthalate	95		93		40-140	2		30
Diethyl phthalate	79		76		40-140	4		30
Dimethyl phthalate	76		75		40-140	1		30
Biphenyl	86		83		40-140	4		30
4-Chloroaniline	54		45		40-140	18		30

Lab Control Sample Analysis
Batch Quality Control

Project Name: CPG PHASE 4/5
Project Number: 16.6669

Lab Number: L1707302
Report Date: 03/15/17

Parameter	LCS %Recovery	Qual	LCSD %Recovery	Qual	%Recovery Limits	RPD	Qual	RPD Limits
Semivolatile Organics by GC/MS - Westborough Lab Associated sample(s): 01-05 Batch: WG984382-2 WG984382-3								
2-Nitroaniline	85		85		52-143	0		30
3-Nitroaniline	77		73		25-145	5		30
4-Nitroaniline	79		76		51-143	4		30
Dibenzofuran	78		76		40-140	3		30
1,2,4,5-Tetrachlorobenzene	73		70		2-134	4		30
Acetophenone	90		84		39-129	7		30
2,4,6-Trichlorophenol	78		77		30-130	1		30
p-Chloro-m-cresol	80		79		23-97	1		30
2-Chlorophenol	76		72		27-123	5		30
2,4-Dichlorophenol	82		76		30-130	8		30
2,4-Dimethylphenol	86		82		30-130	5		30
2-Nitrophenol	83		79		30-130	5		30
4-Nitrophenol	51		48		10-80	6		30
2,4-Dinitrophenol	62		68		20-130	9		30
4,6-Dinitro-o-cresol	79		76		20-164	4		30
Phenol	40		37		12-110	8		30
3-Methylphenol/4-Methylphenol	70		65		30-130	7		30
2,4,5-Trichlorophenol	82		79		30-130	4		30
Carbazole	81		79		55-144	3		30
Atrazine	94		88		40-140	7		30
Benzaldehyde	74		70		40-140	6		30

Lab Control Sample Analysis
Batch Quality Control

Project Name: CPG PHASE 4/5
Project Number: 16.6669

Lab Number: L1707302
Report Date: 03/15/17

Parameter	LCS %Recovery	Qual	LCSD %Recovery	Qual	%Recovery Limits	RPD	Qual	RPD Limits
Semivolatile Organics by GC/MS - Westborough Lab Associated sample(s): 01-05 Batch: WG984382-2 WG984382-3								
Caprolactam	20		18		10-130	11		30
2,3,4,6-Tetrachlorophenol	79		76		40-140	4		30

Surrogate	LCS %Recovery	Qual	LCSD %Recovery	Qual	Acceptance Criteria
2-Fluorophenol	54		51		21-120
Phenol-d6	38		35		10-120
Nitrobenzene-d5	73		67		23-120
2-Fluorobiphenyl	74		71		15-120
2,4,6-Tribromophenol	85		79		10-120
4-Terphenyl-d14	76		73		41-149

Lab Control Sample Analysis
Batch Quality Control

Project Name: CPG PHASE 4/5
Project Number: 16.6669

Lab Number: L1707302
Report Date: 03/15/17

Parameter	LCS %Recovery	Qual	LCSD %Recovery	Qual	%Recovery Limits	RPD	Qual	RPD Limits
Semivolatile Organics by GC/MS-SIM - Westborough Lab Associated sample(s): 01-03 Batch: WG984383-2 WG984383-3								
Acenaphthene	58		60		37-111	3		40
2-Chloronaphthalene	54		56		40-140	4		40
Fluoranthene	63		64		40-140	2		40
Hexachlorobutadiene	48		50		40-140	4		40
Naphthalene	57		59		40-140	3		40
Benzo(a)anthracene	62		64		40-140	3		40
Benzo(a)pyrene	53		58		40-140	9		40
Benzo(b)fluoranthene	58		59		40-140	2		40
Benzo(k)fluoranthene	63		64		40-140	2		40
Chrysene	64		67		40-140	5		40
Acenaphthylene	62		63		40-140	2		40
Anthracene	66		68		40-140	3		40
Benzo(ghi)perylene	51		48		40-140	6		40
Fluorene	63		65		40-140	3		40
Phenanthrene	58		59		40-140	2		40
Dibenzo(a,h)anthracene	53		50		40-140	6		40
Indeno(1,2,3-cd)pyrene	52		50		40-140	4		40
Pyrene	63		64		26-127	2		40
2-Methylnaphthalene	55		57		40-140	4		40
Pentachlorophenol	76		65		9-103	16		40
Hexachlorobenzene	58		61		40-140	5		40

Lab Control Sample Analysis
Batch Quality Control

Project Name: CPG PHASE 4/5
Project Number: 16.6669

Lab Number: L1707302
Report Date: 03/15/17

Parameter	LCS %Recovery	Qual	LCSD %Recovery	Qual	%Recovery Limits	RPD	Qual	RPD Limits
Semivolatile Organics by GC/MS-SIM - Westborough Lab Associated sample(s): 01-03 Batch: WG984383-2 WG984383-3								
Hexachloroethane	63		65		40-140	3		40

Surrogate	LCS %Recovery	Qual	LCSD %Recovery	Qual	Acceptance Criteria
2-Fluorophenol	45		47		21-120
Phenol-d6	33		34		10-120
Nitrobenzene-d5	70		70		23-120
2-Fluorobiphenyl	52		52		15-120
2,4,6-Tribromophenol	63		63		10-120
4-Terphenyl-d14	62		63		41-149

Lab Control Sample Analysis
Batch Quality Control

Project Name: CPG PHASE 4/5
Project Number: 16.6669

Lab Number: L1707302
Report Date: 03/15/17

Parameter	LCS %Recovery	Qual	LCSD %Recovery	Qual	%Recovery Limits	RPD	Qual	RPD Limits
Semivolatile Organics by GC/MS-SIM - Westborough Lab Associated sample(s): 04-05 Batch: WG984909-2 WG984909-3								
Acenaphthene	76		64		37-111	17		40
2-Chloronaphthalene	68		60		40-140	13		40
Fluoranthene	100		69		40-140	37		40
Hexachlorobutadiene	51		52		40-140	2		40
Naphthalene	65		78		40-140	18		40
Benzo(a)anthracene	108		70		40-140	**43**	Q	40
Benzo(a)pyrene	105		70		40-140	40		40
Benzo(b)fluoranthene	111		73		40-140	**41**	Q	40
Benzo(k)fluoranthene	106		70		40-140	**41**	Q	40
Chrysene	108		71		40-140	**41**	Q	40
Acenaphthylene	76		69		40-140	10		40
Anthracene	98		68		40-140	36		40
Benzo(ghi)perylene	100		65		40-140	**42**	Q	40
Fluorene	86		68		40-140	23		40
Phenanthrene	95		70		40-140	30		40
Dibenzo(a,h)anthracene	101		67		40-140	40		40
Indeno(1,2,3-cd)pyrene	102		67		40-140	**41**	Q	40
Pyrene	99		68		26-127	37		40
2-Methylnaphthalene	69		68		40-140	1		40
Pentachlorophenol	60		55		9-103	9		40
Hexachlorobenzene	103		68		40-140	**41**	Q	40

Lab Control Sample Analysis
Batch Quality Control

Project Name: CPG PHASE 4/5
Project Number: 16.6669

Lab Number: L1707302
Report Date: 03/15/17

Parameter	LCS %Recovery	Qual	LCSD %Recovery	Qual	%Recovery Limits	RPD	Qual	RPD Limits
Semivolatile Organics by GC/MS-SIM - Westborough Lab Associated sample(s): 04-05 Batch: WG984909-2 WG984909-3								
Hexachloroethane	53		53		40-140	0		40

Surrogate	LCS %Recovery	Qual	LCSD %Recovery	Qual	Acceptance Criteria
2-Fluorophenol	38		39		21-120
Phenol-d6	28		29		10-120
Nitrobenzene-d5	66		64		23-120
2-Fluorobiphenyl	64		62		15-120
2,4,6-Tribromophenol	73		71		10-120
4-Terphenyl-d14	69		67		41-149

PCBS

Project Name: CPG PHASE 4/5 **Lab Number:** L1707302

Project Number: 16.6669 **Report Date:** 03/15/17

SAMPLE RESULTS

Lab ID:	L1707302-01	Date Collected:	03/08/17 08:40
Client ID:	178 MW01	Date Received:	03/08/17
Sample Location:	YONKERS NY	Field Prep:	Not Specified
Matrix:	Water	Extraction Method:	EPA 3510C
Analytical Method:	1,8082A	Extraction Date:	03/11/17 17:29
Analytical Date:	03/13/17 07:19	Cleanup Method:	EPA 3665A
Analyst:	JA	Cleanup Date:	03/12/17
		Cleanup Method:	EPA 3660B
		Cleanup Date:	03/12/17

Parameter	Result	Qualifier	Units	RL	MDL	Dilution Factor	Column
Polychlorinated Biphenyls by GC - Westborough Lab							
Aroclor 1016	ND		ug/l	0.083	0.055	1	A
Aroclor 1221	ND		ug/l	0.083	0.053	1	A
Aroclor 1232	ND		ug/l	0.083	0.031	1	A
Aroclor 1242	ND		ug/l	0.083	0.060	1	A
Aroclor 1248	ND		ug/l	0.083	0.051	1	A
Aroclor 1254	ND		ug/l	0.083	0.034	1	A
Aroclor 1260	ND		ug/l	0.083	0.032	1	A
Aroclor 1262	ND		ug/l	0.083	0.029	1	A
Aroclor 1268	ND		ug/l	0.083	0.038	1	A
PCBs, Total	ND		ug/l	0.083	0.029	1	A

Surrogate	% Recovery	Qualifier	Acceptance Criteria	Column
2,4,5,6-Tetrachloro-m-xylene	82		30-150	A
Decachlorobiphenyl	60		30-150	A
2,4,5,6-Tetrachloro-m-xylene	84		30-150	B
Decachlorobiphenyl	70		30-150	B

Project Name: CPG PHASE 4/5 **Lab Number:** L1707302

Project Number: 16.6669 **Report Date:** 03/15/17

SAMPLE RESULTS

Lab ID:	L1707302-02	Date Collected:	03/08/17 09:20
Client ID:	178 MW02	Date Received:	03/08/17
Sample Location:	YONKERS NY	Field Prep:	Not Specified
Matrix:	Water	Extraction Method:	EPA 3510C
Analytical Method:	1,8082A	Extraction Date:	03/11/17 17:29
Analytical Date:	03/13/17 07:31	Cleanup Method:	EPA 3665A
Analyst:	JA	Cleanup Date:	03/12/17
		Cleanup Method:	EPA 3660B
		Cleanup Date:	03/12/17

Parameter	Result	Qualifier	Units	RL	MDL	Dilution Factor	Column
Polychlorinated Biphenyls by GC - Westborough Lab							
Aroclor 1016	ND		ug/l	0.083	0.055	1	A
Aroclor 1221	ND		ug/l	0.083	0.053	1	A
Aroclor 1232	ND		ug/l	0.083	0.031	1	A
Aroclor 1242	ND		ug/l	0.083	0.060	1	A
Aroclor 1248	ND		ug/l	0.083	0.051	1	A
Aroclor 1254	ND		ug/l	0.083	0.034	1	A
Aroclor 1260	ND		ug/l	0.083	0.032	1	A
Aroclor 1262	ND		ug/l	0.083	0.029	1	A
Aroclor 1268	ND		ug/l	0.083	0.038	1	A
PCBs, Total	ND		ug/l	0.083	0.029	1	A

Surrogate	% Recovery	Qualifier	Acceptance Criteria	Column
2,4,5,6-Tetrachloro-m-xylene	70		30-150	A
Decachlorobiphenyl	33		30-150	A
2,4,5,6-Tetrachloro-m-xylene	80		30-150	B
Decachlorobiphenyl	44		30-150	B

Project Name: CPG PHASE 4/5 **Lab Number:** L1707302

Project Number: 16.6669 **Report Date:** 03/15/17

SAMPLE RESULTS

Lab ID:	L1707302-03	Date Collected:	03/08/17 10:00
Client ID:	178 MW03	Date Received:	03/08/17
Sample Location:	YONKERS NY	Field Prep:	Not Specified
Matrix:	Water	Extraction Method:	EPA 3510C
Analytical Method:	1,8082A	Extraction Date:	03/11/17 17:29
Analytical Date:	03/13/17 07:44	Cleanup Method:	EPA 3665A
Analyst:	JA	Cleanup Date:	03/12/17
		Cleanup Method:	EPA 3660B
		Cleanup Date:	03/12/17

Parameter	Result	Qualifier	Units	RL	MDL	Dilution Factor	Column
Polychlorinated Biphenyls by GC - Westborough Lab							
Aroclor 1016	ND		ug/l	0.083	0.055	1	A
Aroclor 1221	ND		ug/l	0.083	0.053	1	A
Aroclor 1232	ND		ug/l	0.083	0.031	1	A
Aroclor 1242	ND		ug/l	0.083	0.060	1	A
Aroclor 1248	ND		ug/l	0.083	0.051	1	A
Aroclor 1254	ND		ug/l	0.083	0.034	1	A
Aroclor 1260	ND		ug/l	0.083	0.032	1	A
Aroclor 1262	ND		ug/l	0.083	0.029	1	A
Aroclor 1268	ND		ug/l	0.083	0.038	1	A
PCBs, Total	ND		ug/l	0.083	0.029	1	A

Surrogate	% Recovery	Qualifier	Acceptance Criteria	Column
2,4,5,6-Tetrachloro-m-xylene	86		30-150	A
Decachlorobiphenyl	52		30-150	A
2,4,5,6-Tetrachloro-m-xylene	79		30-150	B
Decachlorobiphenyl	57		30-150	B

Project Name: CPG PHASE 4/5 **Lab Number:** L1707302

Project Number: 16.6669 **Report Date:** 03/15/17

SAMPLE RESULTS

Lab ID:	L1707302-04	Date Collected:	03/08/17 10:40
Client ID:	178 MW04	Date Received:	03/08/17
Sample Location:	YONKERS NY	Field Prep:	Not Specified
Matrix:	Water	Extraction Method:	EPA 3510C
Analytical Method:	1,8082A	Extraction Date:	03/11/17 17:29
Analytical Date:	03/13/17 07:56	Cleanup Method:	EPA 3665A
Analyst:	JA	Cleanup Date:	03/12/17
		Cleanup Method:	EPA 3660B
		Cleanup Date:	03/12/17

Parameter	Result	Qualifier	Units	RL	MDL	Dilution Factor	Column
Polychlorinated Biphenyls by GC - Westborough Lab							
Aroclor 1016	ND		ug/l	0.083	0.055	1	A
Aroclor 1221	ND		ug/l	0.083	0.053	1	A
Aroclor 1232	ND		ug/l	0.083	0.031	1	A
Aroclor 1242	ND		ug/l	0.083	0.060	1	A
Aroclor 1248	ND		ug/l	0.083	0.051	1	A
Aroclor 1254	ND		ug/l	0.083	0.034	1	A
Aroclor 1260	ND		ug/l	0.083	0.032	1	A
Aroclor 1262	ND		ug/l	0.083	0.029	1	A
Aroclor 1268	ND		ug/l	0.083	0.038	1	A
PCBs, Total	ND		ug/l	0.083	0.029	1	A

Surrogate	% Recovery	Qualifier	Acceptance Criteria	Column
2,4,5,6-Tetrachloro-m-xylene	82		30-150	A
Decachlorobiphenyl	35		30-150	A
2,4,5,6-Tetrachloro-m-xylene	83		30-150	B
Decachlorobiphenyl	41		30-150	B

Project Name: CPG PHASE 4/5 **Lab Number:** L1707302

Project Number: 16.6669 **Report Date:** 03/15/17

SAMPLE RESULTS

Lab ID:	L1707302-05	Date Collected:	03/08/17 11:30
Client ID:	MWGP01	Date Received:	03/08/17
Sample Location:	YONKERS NY	Field Prep:	Not Specified
Matrix:	Water	Extraction Method:	EPA 3510C
Analytical Method:	1,8082A	Extraction Date:	03/11/17 17:29
Analytical Date:	03/13/17 08:09	Cleanup Method:	EPA 3665A
Analyst:	JA	Cleanup Date:	03/12/17
		Cleanup Method:	EPA 3660B
		Cleanup Date:	03/12/17

Parameter	Result	Qualifier	Units	RL	MDL	Dilution Factor	Column
Polychlorinated Biphenyls by GC - Westborough Lab							
Aroclor 1016	ND		ug/l	0.083	0.055	1	A
Aroclor 1221	ND		ug/l	0.083	0.053	1	A
Aroclor 1232	ND		ug/l	0.083	0.031	1	A
Aroclor 1242	ND		ug/l	0.083	0.060	1	A
Aroclor 1248	ND		ug/l	0.083	0.051	1	A
Aroclor 1254	ND		ug/l	0.083	0.034	1	A
Aroclor 1260	ND		ug/l	0.083	0.032	1	A
Aroclor 1262	ND		ug/l	0.083	0.029	1	A
Aroclor 1268	ND		ug/l	0.083	0.038	1	A
PCBs, Total	ND		ug/l	0.083	0.029	1	A

Surrogate	% Recovery	Qualifier	Acceptance Criteria	Column
2,4,5,6-Tetrachloro-m-xylene	77		30-150	A
Decachlorobiphenyl	68		30-150	A
2,4,5,6-Tetrachloro-m-xylene	76		30-150	B
Decachlorobiphenyl	70		30-150	B

Project Name: CPG PHASE 4/5 **Lab Number:** L1707302

Project Number: 16.6669 **Report Date:** 03/15/17

Method Blank Analysis
Batch Quality Control

Analytical Method: 1,8082A
Analytical Date: 03/13/17 06:42
Analyst: JA

Extraction Method: EPA 3510C
Extraction Date: 03/11/17 17:29
Cleanup Method: EPA 3665A
Cleanup Date: 03/12/17
Cleanup Method: EPA 3660B
Cleanup Date: 03/12/17

Parameter	Result	Qualifier	Units	RL	MDL	Column
Polychlorinated Biphenyls by GC - Westborough Lab for sample(s): 01-05 Batch: WG984858-1						
Aroclor 1016	ND		ug/l	0.083	0.055	A
Aroclor 1221	ND		ug/l	0.083	0.053	A
Aroclor 1232	ND		ug/l	0.083	0.031	A
Aroclor 1242	ND		ug/l	0.083	0.060	A
Aroclor 1248	ND		ug/l	0.083	0.051	A
Aroclor 1254	ND		ug/l	0.083	0.034	A
Aroclor 1260	ND		ug/l	0.083	0.032	A
Aroclor 1262	ND		ug/l	0.083	0.029	A
Aroclor 1268	ND		ug/l	0.083	0.038	A
PCBs, Total	ND		ug/l	0.083	0.029	A

Surrogate	%Recovery	Qualifier	Acceptance Criteria	Column
2,4,5,6-Tetrachloro-m-xylene	69		30-150	A
Decachlorobiphenyl	65		30-150	A
2,4,5,6-Tetrachloro-m-xylene	63		30-150	B
Decachlorobiphenyl	64		30-150	B

Lab Control Sample Analysis
Batch Quality Control

Project Name: CPG PHASE 4/5
Project Number: 16.6669

Lab Number: L1707302
Report Date: 03/15/17

Parameter	LCS %Recovery	Qual	LCSD %Recovery	Qual	%Recovery Limits	RPD	Qual	RPD Limits	Column
Polychlorinated Biphenyls by GC - Westborough Lab Associated sample(s): 01-05 Batch: WG984858-2 WG984858-3									
Aroclor 1016	75		67		40-140	11		50	A
Aroclor 1260	61		63		40-140	2		50	A

Surrogate	LCS %Recovery	Qual	LCSD %Recovery	Qual	Acceptance Criteria	Column
2,4,5,6-Tetrachloro-m-xylene	68		68		30-150	A
Decachlorobiphenyl	66		63		30-150	A
2,4,5,6-Tetrachloro-m-xylene	72		70		30-150	B
Decachlorobiphenyl	81		76		30-150	B

PESTICIDES

Project Name: CPG PHASE 4/5 **Lab Number:** L1707302

Project Number: 16.6669 **Report Date:** 03/15/17

SAMPLE RESULTS

Lab ID:	L1707302-01	Date Collected:	03/08/17 08:40
Client ID:	178 MW01	Date Received:	03/08/17
Sample Location:	YONKERS NY	Field Prep:	Not Specified
Matrix:	Water	Extraction Method:	EPA 3510C
Analytical Method:	1,8081B	Extraction Date:	03/10/17 21:40
Analytical Date:	03/13/17 22:08		
Analyst:	RL		

Parameter	Result	Qualifier	Units	RL	MDL	Dilution Factor	Column
Organochlorine Pesticides by GC - Westborough Lab							
Delta-BHC	ND		ug/l	0.020	0.005	1	A
Lindane	ND		ug/l	0.020	0.004	1	A
Alpha-BHC	ND		ug/l	0.020	0.004	1	A
Beta-BHC	ND		ug/l	0.020	0.006	1	A
Heptachlor	ND		ug/l	0.020	0.003	1	A
Aldrin	ND		ug/l	0.020	0.002	1	A
Heptachlor epoxide	ND		ug/l	0.020	0.004	1	A
Endrin	ND		ug/l	0.040	0.004	1	A
Endrin aldehyde	ND		ug/l	0.040	0.008	1	A
Endrin ketone	ND		ug/l	0.040	0.005	1	A
Dieldrin	ND		ug/l	0.040	0.004	1	A
4,4'-DDE	ND		ug/l	0.040	0.004	1	A
4,4'-DDD	ND		ug/l	0.040	0.005	1	A
4,4'-DDT	ND		ug/l	0.040	0.004	1	A
Endosulfan I	ND		ug/l	0.020	0.003	1	A
Endosulfan II	ND		ug/l	0.040	0.005	1	A
Endosulfan sulfate	ND		ug/l	0.040	0.005	1	A
Methoxychlor	ND		ug/l	0.200	0.007	1	A
Toxaphene	ND		ug/l	0.200	0.063	1	A
cis-Chlordane	ND		ug/l	0.020	0.007	1	A
trans-Chlordane	ND		ug/l	0.020	0.006	1	A
Chlordane	ND		ug/l	0.200	0.046	1	A

Surrogate	% Recovery	Qualifier	Acceptance Criteria	Column
2,4,5,6-Tetrachloro-m-xylene	92		30-150	A
Decachlorobiphenyl	78		30-150	A
2,4,5,6-Tetrachloro-m-xylene	99		30-150	B
Decachlorobiphenyl	93		30-150	B

Project Name: CPG PHASE 4/5 **Lab Number:** L1707302

Project Number: 16.6669 **Report Date:** 03/15/17

SAMPLE RESULTS

Lab ID:	L1707302-02	Date Collected:	03/08/17 09:20
Client ID:	178 MW02	Date Received:	03/08/17
Sample Location:	YONKERS NY	Field Prep:	Not Specified
Matrix:	Water	Extraction Method:	EPA 3510C
Analytical Method:	1,8081B	Extraction Date:	03/10/17 21:40
Analytical Date:	03/13/17 22:23		
Analyst:	RL		

Parameter	Result	Qualifier	Units	RL	MDL	Dilution Factor	Column
Organochlorine Pesticides by GC - Westborough Lab							
Delta-BHC	ND		ug/l	0.020	0.005	1	A
Lindane	ND		ug/l	0.020	0.004	1	A
Alpha-BHC	ND		ug/l	0.020	0.004	1	A
Beta-BHC	ND		ug/l	0.020	0.006	1	A
Heptachlor	ND		ug/l	0.020	0.003	1	A
Aldrin	ND		ug/l	0.020	0.002	1	A
Heptachlor epoxide	ND		ug/l	0.020	0.004	1	A
Endrin	ND		ug/l	0.040	0.004	1	A
Endrin aldehyde	ND		ug/l	0.040	0.008	1	A
Endrin ketone	ND		ug/l	0.040	0.005	1	A
Dieldrin	ND		ug/l	0.040	0.004	1	A
4,4'-DDE	ND		ug/l	0.040	0.004	1	A
4,4'-DDD	ND		ug/l	0.040	0.005	1	A
4,4'-DDT	ND		ug/l	0.040	0.004	1	A
Endosulfan I	ND		ug/l	0.020	0.003	1	A
Endosulfan II	ND		ug/l	0.040	0.005	1	A
Endosulfan sulfate	ND		ug/l	0.040	0.005	1	A
Methoxychlor	ND		ug/l	0.200	0.007	1	A
Toxaphene	ND		ug/l	0.200	0.063	1	A
cis-Chlordane	ND		ug/l	0.020	0.007	1	A
trans-Chlordane	ND		ug/l	0.020	0.006	1	A
Chlordane	ND		ug/l	0.200	0.046	1	A

Surrogate	% Recovery	Qualifier	Acceptance Criteria	Column
2,4,5,6-Tetrachloro-m-xylene	93		30-150	A
Decachlorobiphenyl	69		30-150	A
2,4,5,6-Tetrachloro-m-xylene	102		30-150	B
Decachlorobiphenyl	88		30-150	B

Project Name: CPG PHASE 4/5 **Lab Number:** L1707302

Project Number: 16.6669 **Report Date:** 03/15/17

SAMPLE RESULTS

Lab ID:	L1707302-03	Date Collected:	03/08/17 10:00
Client ID:	178 MW03	Date Received:	03/08/17
Sample Location:	YONKERS NY	Field Prep:	Not Specified
Matrix:	Water	Extraction Method:	EPA 3510C
Analytical Method:	1,8081B	Extraction Date:	03/10/17 21:40
Analytical Date:	03/13/17 22:39		
Analyst:	RL		

Parameter	Result	Qualifier	Units	RL	MDL	Dilution Factor	Column
Organochlorine Pesticides by GC - Westborough Lab							
Delta-BHC	ND		ug/l	0.020	0.005	1	A
Lindane	ND		ug/l	0.020	0.004	1	A
Alpha-BHC	ND		ug/l	0.020	0.004	1	A
Beta-BHC	ND		ug/l	0.020	0.006	1	A
Heptachlor	ND		ug/l	0.020	0.003	1	A
Aldrin	ND		ug/l	0.020	0.002	1	A
Heptachlor epoxide	ND		ug/l	0.020	0.004	1	A
Endrin	ND		ug/l	0.040	0.004	1	A
Endrin aldehyde	ND		ug/l	0.040	0.008	1	A
Endrin ketone	ND		ug/l	0.040	0.005	1	A
Dieldrin	ND		ug/l	0.040	0.004	1	A
4,4'-DDE	ND		ug/l	0.040	0.004	1	A
4,4'-DDD	ND		ug/l	0.040	0.005	1	A
4,4'-DDT	ND		ug/l	0.040	0.004	1	A
Endosulfan I	ND		ug/l	0.020	0.003	1	A
Endosulfan II	ND		ug/l	0.040	0.005	1	A
Endosulfan sulfate	ND		ug/l	0.040	0.005	1	A
Methoxychlor	ND		ug/l	0.200	0.007	1	A
Toxaphene	ND		ug/l	0.200	0.063	1	A
cis-Chlordane	ND		ug/l	0.020	0.007	1	A
trans-Chlordane	ND		ug/l	0.020	0.006	1	A
Chlordane	ND		ug/l	0.200	0.046	1	A

Surrogate	% Recovery	Qualifier	Acceptance Criteria	Column
2,4,5,6-Tetrachloro-m-xylene	119		30-150	A
Decachlorobiphenyl	90		30-150	A
2,4,5,6-Tetrachloro-m-xylene	109		30-150	B
Decachlorobiphenyl	95		30-150	B

Project Name: CPG PHASE 4/5 **Lab Number:** L1707302

Project Number: 16.6669 **Report Date:** 03/15/17

SAMPLE RESULTS

Lab ID:	L1707302-04	Date Collected:	03/08/17 10:40
Client ID:	178 MW04	Date Received:	03/08/17
Sample Location:	YONKERS NY	Field Prep:	Not Specified
Matrix:	Water	Extraction Method:	EPA 3510C
Analytical Method:	1,8081B	Extraction Date:	03/10/17 21:40
Analytical Date:	03/13/17 22:54		
Analyst:	RL		

Parameter	Result	Qualifier	Units	RL	MDL	Dilution Factor	Column
Organochlorine Pesticides by GC - Westborough Lab							
Delta-BHC	ND		ug/l	0.020	0.005	1	A
Lindane	ND		ug/l	0.020	0.004	1	A
Alpha-BHC	ND		ug/l	0.020	0.004	1	A
Beta-BHC	ND		ug/l	0.020	0.006	1	A
Heptachlor	ND		ug/l	0.020	0.003	1	A
Aldrin	ND		ug/l	0.020	0.002	1	A
Heptachlor epoxide	ND		ug/l	0.020	0.004	1	A
Endrin	ND		ug/l	0.040	0.004	1	A
Endrin aldehyde	ND		ug/l	0.040	0.008	1	A
Endrin ketone	ND		ug/l	0.040	0.005	1	A
Dieldrin	ND		ug/l	0.040	0.004	1	A
4,4'-DDE	ND		ug/l	0.040	0.004	1	A
4,4'-DDD	ND		ug/l	0.040	0.005	1	A
4,4'-DDT	ND		ug/l	0.040	0.004	1	A
Endosulfan I	ND		ug/l	0.020	0.003	1	A
Endosulfan II	ND		ug/l	0.040	0.005	1	A
Endosulfan sulfate	ND		ug/l	0.040	0.005	1	A
Methoxychlor	ND		ug/l	0.200	0.007	1	A
Toxaphene	ND		ug/l	0.200	0.063	1	A
cis-Chlordane	ND		ug/l	0.020	0.007	1	A
trans-Chlordane	ND		ug/l	0.020	0.006	1	A
Chlordane	ND		ug/l	0.200	0.046	1	A

Surrogate	% Recovery	Qualifier	Acceptance Criteria	Column
2,4,5,6-Tetrachloro-m-xylene	116		30-150	A
Decachlorobiphenyl	63		30-150	A
2,4,5,6-Tetrachloro-m-xylene	116		30-150	B
Decachlorobiphenyl	72		30-150	B

Project Name: CPG PHASE 4/5 **Lab Number:** L1707302

Project Number: 16.6669 **Report Date:** 03/15/17

SAMPLE RESULTS

Lab ID:	L1707302-05	Date Collected:	03/08/17 11:30
Client ID:	MWGP01	Date Received:	03/08/17
Sample Location:	YONKERS NY	Field Prep:	Not Specified
Matrix:	Water	Extraction Method:	EPA 3510C
Analytical Method:	1,8081B	Extraction Date:	03/10/17 21:40
Analytical Date:	03/13/17 23:09		
Analyst:	RL		

Parameter	Result	Qualifier	Units	RL	MDL	Dilution Factor	Column
Organochlorine Pesticides by GC - Westborough Lab							
Delta-BHC	ND		ug/l	0.020	0.005	1	A
Lindane	ND		ug/l	0.020	0.004	1	A
Alpha-BHC	ND		ug/l	0.020	0.004	1	A
Beta-BHC	ND		ug/l	0.020	0.006	1	A
Heptachlor	ND		ug/l	0.020	0.003	1	A
Aldrin	ND		ug/l	0.020	0.002	1	A
Heptachlor epoxide	ND		ug/l	0.020	0.004	1	A
Endrin	ND		ug/l	0.040	0.004	1	A
Endrin aldehyde	ND		ug/l	0.040	0.008	1	A
Endrin ketone	ND		ug/l	0.040	0.005	1	A
Dieldrin	ND		ug/l	0.040	0.004	1	A
4,4'-DDE	ND		ug/l	0.040	0.004	1	A
4,4'-DDD	ND		ug/l	0.040	0.005	1	A
4,4'-DDT	ND		ug/l	0.040	0.004	1	A
Endosulfan I	ND		ug/l	0.020	0.003	1	A
Endosulfan II	ND		ug/l	0.040	0.005	1	A
Endosulfan sulfate	ND		ug/l	0.040	0.005	1	A
Methoxychlor	ND		ug/l	0.200	0.007	1	A
Toxaphene	ND		ug/l	0.200	0.063	1	A
cis-Chlordane	ND		ug/l	0.020	0.007	1	A
trans-Chlordane	ND		ug/l	0.020	0.006	1	A
Chlordane	ND		ug/l	0.200	0.046	1	A

Surrogate	% Recovery	Qualifier	Acceptance Criteria	Column
2,4,5,6-Tetrachloro-m-xylene	104		30-150	A
Decachlorobiphenyl	104		30-150	A
2,4,5,6-Tetrachloro-m-xylene	108		30-150	B
Decachlorobiphenyl	132		30-150	B

Project Name: CPG PHASE 4/5 **Lab Number:** L1707302

Project Number: 16.6669 **Report Date:** 03/15/17

Method Blank Analysis
Batch Quality Control

Analytical Method: 1,8081B
Analytical Date: 03/13/17 21:22
Analyst: RL

Extraction Method: EPA 3510C
Extraction Date: 03/10/17 21:40

Parameter	Result	Qualifier	Units	RL	MDL	Column
Organochlorine Pesticides by GC - Westborough Lab for sample(s): 01-05 Batch: WG984721-1						
Delta-BHC	ND		ug/l	0.020	0.005	A
Lindane	ND		ug/l	0.020	0.004	A
Alpha-BHC	ND		ug/l	0.020	0.004	A
Beta-BHC	ND		ug/l	0.020	0.006	A
Heptachlor	ND		ug/l	0.020	0.003	A
Aldrin	ND		ug/l	0.020	0.002	A
Heptachlor epoxide	ND		ug/l	0.020	0.004	A
Endrin	ND		ug/l	0.040	0.004	A
Endrin aldehyde	ND		ug/l	0.040	0.008	A
Endrin ketone	ND		ug/l	0.040	0.005	A
Dieldrin	ND		ug/l	0.040	0.004	A
4,4'-DDE	ND		ug/l	0.040	0.004	A
4,4'-DDD	ND		ug/l	0.040	0.005	A
4,4'-DDT	ND		ug/l	0.040	0.004	A
Endosulfan I	ND		ug/l	0.020	0.003	A
Endosulfan II	ND		ug/l	0.040	0.005	A
Endosulfan sulfate	ND		ug/l	0.040	0.005	A
Methoxychlor	ND		ug/l	0.200	0.007	A
Toxaphene	ND		ug/l	0.200	0.063	A
cis-Chlordane	ND		ug/l	0.020	0.007	A
trans-Chlordane	ND		ug/l	0.020	0.006	A
Chlordane	ND		ug/l	0.200	0.046	A

Project Name: CPG PHASE 4/5 **Lab Number:** L1707302

Project Number: 16.6669 **Report Date:** 03/15/17

Method Blank Analysis
Batch Quality Control

Analytical Method: 1,8081B
Analytical Date: 03/13/17 21:22
Analyst: RL

Extraction Method: EPA 3510C
Extraction Date: 03/10/17 21:40

Parameter	Result	Qualifier	Units	RL	MDL
Organochlorine Pesticides by GC - Westborough Lab for sample(s): 01-05 Batch: WG984721-1					

Surrogate	%Recovery	Qualifier	Acceptance Criteria	Column
2,4,5,6-Tetrachloro-m-xylene	98		30-150	A
Decachlorobiphenyl	82		30-150	A
2,4,5,6-Tetrachloro-m-xylene	105		30-150	B
Decachlorobiphenyl	96		30-150	B

Lab Control Sample Analysis
Batch Quality Control

Project Name: CPG PHASE 4/5
Project Number: 16.6669

Lab Number: L1707302
Report Date: 03/15/17

Parameter	LCS %Recovery	Qual	LCSD %Recovery	Qual	%Recovery Limits	RPD	Qual	RPD Limits	Column
Organochlorine Pesticides by GC - Westborough Lab Associated sample(s): 01-05 Batch: WG984721-2 WG984721-3									
Delta-BHC	83		70		30-150	17		20	A
Lindane	90		76		30-150	16		20	A
Alpha-BHC	88		73		30-150	19		20	A
Beta-BHC	100		86		30-150	15		20	A
Heptachlor	89		77		30-150	15		20	A
Aldrin	92		76		30-150	18		20	A
Heptachlor epoxide	98		85		30-150	14		20	A
Endrin	87		74		30-150	16		20	A
Endrin aldehyde	88		74		30-150	17		20	A
Endrin ketone	99		86		30-150	14		20	A
Dieldrin	92		80		30-150	14		20	A
4,4'-DDE	84		73		30-150	14		20	A
4,4'-DDD	84		72		30-150	15		20	A
4,4'-DDT	86		76		30-150	12		20	A
Endosulfan I	96		84		30-150	14		20	A
Endosulfan II	90		77		30-150	16		20	A
Endosulfan sulfate	103		88		30-150	16		20	A
Methoxychlor	103		90		30-150	14		20	A
cis-Chlordane	89		78		30-150	13		20	A
trans-Chlordane	90		78		30-150	14		20	A

Lab Control Sample Analysis

Batch Quality Control

Project Name: CPG PHASE 4/5

Project Number: 16.6669

Lab Number: L1707302

Report Date: 03/15/17

Parameter	LCS %Recovery	Qual	LCSD %Recovery	Qual	%Recovery Limits	RPD	Qual	RPD Limits
Organochlorine Pesticides by GC - Westborough Lab Associated sample(s): 01-05 Batch: WG984721-2 WG984721-3								

Surrogate	LCS %Recovery	Qual	LCSD %Recovery	Qual	Acceptance Criteria	Column
2,4,5,6-Tetrachloro-m-xylene	97		79		30-150	A
Decachlorobiphenyl	96		83		30-150	A
2,4,5,6-Tetrachloro-m-xylene	104		85		30-150	B
Decachlorobiphenyl	113		97		30-150	B

METALS

Project Name: CPG PHASE 4/5 **Lab Number:** L1707302

Project Number: 16.6669 **Report Date:** 03/15/17

SAMPLE RESULTS

Lab ID: L1707302-01 Date Collected: 03/08/17 08:40

Client ID: 178 MW01 Date Received: 03/08/17

Sample Location: YONKERS NY Field Prep: Not Specified

Matrix: Water

Parameter	Result	Qualifier	Units	RL	MDL	Dilution Factor	Date Prepared	Date Analyzed	Prep Method	Analytical Method	Analyst
Total Metals - Mansfield Lab											
Aluminum, Total	66		mg/l	0.10	0.03	1	03/10/17 09:23	03/13/17 17:00	EPA 3005A	1,6010C	MC
Antimony, Total	ND		mg/l	0.050	0.007	1	03/10/17 09:23	03/13/17 17:00	EPA 3005A	1,6010C	MC
Arsenic, Total	0.022		mg/l	0.005	0.002	1	03/10/17 09:23	03/13/17 17:00	EPA 3005A	1,6010C	MC
Barium, Total	1.22		mg/l	0.010	0.002	1	03/10/17 09:23	03/13/17 17:00	EPA 3005A	1,6010C	MC
Beryllium, Total	0.002	J	mg/l	0.005	0.001	1	03/10/17 09:23	03/13/17 17:00	EPA 3005A	1,6010C	MC
Cadmium, Total	0.002	J	mg/l	0.005	0.001	1	03/10/17 09:23	03/13/17 17:00	EPA 3005A	1,6010C	MC
Calcium, Total	360		mg/l	0.10	0.04	1	03/10/17 09:23	03/13/17 17:00	EPA 3005A	1,6010C	MC
Chromium, Total	0.29		mg/l	0.01	0.002	1	03/10/17 09:23	03/13/17 17:00	EPA 3005A	1,6010C	MC
Cobalt, Total	0.100		mg/l	0.020	0.002	1	03/10/17 09:23	03/13/17 17:00	EPA 3005A	1,6010C	MC
Copper, Total	0.499		mg/l	0.010	0.002	1	03/10/17 09:23	03/13/17 17:00	EPA 3005A	1,6010C	MC
Iron, Total	96		mg/l	0.05	0.01	1	03/10/17 09:23	03/13/17 17:00	EPA 3005A	1,6010C	MC
Lead, Total	0.599		mg/l	0.010	0.003	1	03/10/17 09:23	03/13/17 17:00	EPA 3005A	1,6010C	MC
Magnesium, Total	66		mg/l	0.10	0.02	1	03/10/17 09:23	03/13/17 17:00	EPA 3005A	1,6010C	MC
Manganese, Total	7.82		mg/l	0.010	0.002	1	03/10/17 09:23	03/13/17 17:00	EPA 3005A	1,6010C	MC
Mercury, Total	0.00018	J	mg/l	0.00020	0.00006	1	03/10/17 09:58	03/10/17 18:12	EPA 7470A	1,7470A	EA
Nickel, Total	0.212		mg/l	0.025	0.002	1	03/10/17 09:23	03/13/17 17:00	EPA 3005A	1,6010C	MC
Potassium, Total	16		mg/l	2.5	0.24	1	03/10/17 09:23	03/13/17 17:00	EPA 3005A	1,6010C	MC
Selenium, Total	0.004	J	mg/l	0.010	0.004	1	03/10/17 09:23	03/13/17 17:00	EPA 3005A	1,6010C	MC
Silver, Total	ND		mg/l	0.007	0.003	1	03/10/17 09:23	03/13/17 17:00	EPA 3005A	1,6010C	MC
Sodium, Total	300		mg/l	2.0	0.12	1	03/10/17 09:23	03/13/17 17:00	EPA 3005A	1,6010C	MC
Thallium, Total	ND		mg/l	0.020	0.003	1	03/10/17 09:23	03/13/17 17:00	EPA 3005A	1,6010C	MC
Vanadium, Total	0.183		mg/l	0.010	0.002	1	03/10/17 09:23	03/13/17 17:00	EPA 3005A	1,6010C	MC
Zinc, Total	0.774		mg/l	0.050	0.002	1	03/10/17 09:23	03/13/17 17:00	EPA 3005A	1,6010C	MC

Project Name: CPG PHASE 4/5 **Lab Number:** L1707302

Project Number: 16.6669 **Report Date:** 03/15/17

SAMPLE RESULTS

Lab ID: L1707302-02 Date Collected: 03/08/17 09:20

Client ID: 178 MW02 Date Received: 03/08/17

Sample Location: YONKERS NY Field Prep: Not Specified

Matrix: Water

Parameter	Result	Qualifier	Units	RL	MDL	Dilution Factor	Date Prepared	Date Analyzed	Prep Method	Analytical Method	Analyst
Total Metals - Mansfield Lab											
Aluminum, Total	44		mg/l	0.10	0.03	1	03/10/17 09:23	03/13/17 17:04	EPA 3005A	1,6010C	MC
Antimony, Total	ND		mg/l	0.050	0.007	1	03/10/17 09:23	03/13/17 17:04	EPA 3005A	1,6010C	MC
Arsenic, Total	0.013		mg/l	0.005	0.002	1	03/10/17 09:23	03/13/17 17:04	EPA 3005A	1,6010C	MC
Barium, Total	0.409		mg/l	0.010	0.002	1	03/10/17 09:23	03/13/17 17:04	EPA 3005A	1,6010C	MC
Beryllium, Total	0.002	J	mg/l	0.005	0.001	1	03/10/17 09:23	03/13/17 17:04	EPA 3005A	1,6010C	MC
Cadmium, Total	0.002	J	mg/l	0.005	0.001	1	03/10/17 09:23	03/13/17 17:04	EPA 3005A	1,6010C	MC
Calcium, Total	180		mg/l	0.10	0.04	1	03/10/17 09:23	03/13/17 17:04	EPA 3005A	1,6010C	MC
Chromium, Total	0.09		mg/l	0.01	0.002	1	03/10/17 09:23	03/13/17 17:04	EPA 3005A	1,6010C	MC
Cobalt, Total	0.031		mg/l	0.020	0.002	1	03/10/17 09:23	03/13/17 17:04	EPA 3005A	1,6010C	MC
Copper, Total	0.155		mg/l	0.010	0.002	1	03/10/17 09:23	03/13/17 17:04	EPA 3005A	1,6010C	MC
Iron, Total	48		mg/l	0.05	0.01	1	03/10/17 09:23	03/13/17 17:04	EPA 3005A	1,6010C	MC
Lead, Total	0.382		mg/l	0.010	0.003	1	03/10/17 09:23	03/13/17 17:04	EPA 3005A	1,6010C	MC
Magnesium, Total	13		mg/l	0.10	0.02	1	03/10/17 09:23	03/13/17 17:04	EPA 3005A	1,6010C	MC
Manganese, Total	1.90		mg/l	0.010	0.002	1	03/10/17 09:23	03/13/17 17:04	EPA 3005A	1,6010C	MC
Mercury, Total	0.00036		mg/l	0.00020	0.00006	1	03/10/17 09:58	03/10/17 18:18	EPA 7470A	1,7470A	EA
Nickel, Total	0.052		mg/l	0.025	0.002	1	03/10/17 09:23	03/13/17 17:04	EPA 3005A	1,6010C	MC
Potassium, Total	15		mg/l	2.5	0.24	1	03/10/17 09:23	03/13/17 17:04	EPA 3005A	1,6010C	MC
Selenium, Total	ND		mg/l	0.010	0.004	1	03/10/17 09:23	03/13/17 17:04	EPA 3005A	1,6010C	MC
Silver, Total	ND		mg/l	0.007	0.003	1	03/10/17 09:23	03/13/17 17:04	EPA 3005A	1,6010C	MC
Sodium, Total	240		mg/l	2.0	0.12	1	03/10/17 09:23	03/13/17 17:04	EPA 3005A	1,6010C	MC
Thallium, Total	ND		mg/l	0.020	0.003	1	03/10/17 09:23	03/13/17 17:04	EPA 3005A	1,6010C	MC
Vanadium, Total	0.098		mg/l	0.010	0.002	1	03/10/17 09:23	03/13/17 17:04	EPA 3005A	1,6010C	MC
Zinc, Total	0.430		mg/l	0.050	0.002	1	03/10/17 09:23	03/13/17 17:04	EPA 3005A	1,6010C	MC

Project Name: CPG PHASE 4/5 **Lab Number:** L1707302

Project Number: 16.6669 **Report Date:** 03/15/17

SAMPLE RESULTS

Lab ID: L1707302-03 Date Collected: 03/08/17 10:00

Client ID: 178 MW03 Date Received: 03/08/17

Sample Location: YONKERS NY Field Prep: Not Specified

Matrix: Water

Parameter	Result	Qualifier	Units	RL	MDL	Dilution Factor	Date Prepared	Date Analyzed	Prep Method	Analytical Method	Analyst
Total Metals - Mansfield Lab											
Aluminum, Total	22		mg/l	0.10	0.03	1	03/10/17 09:23	03/13/17 17:08	EPA 3005A	1,6010C	MC
Antimony, Total	ND		mg/l	0.050	0.007	1	03/10/17 09:23	03/13/17 17:08	EPA 3005A	1,6010C	MC
Arsenic, Total	0.010		mg/l	0.005	0.002	1	03/10/17 09:23	03/13/17 17:08	EPA 3005A	1,6010C	MC
Barium, Total	0.368		mg/l	0.010	0.002	1	03/10/17 09:23	03/13/17 17:08	EPA 3005A	1,6010C	MC
Beryllium, Total	ND		mg/l	0.005	0.001	1	03/10/17 09:23	03/13/17 17:08	EPA 3005A	1,6010C	MC
Cadmium, Total	ND		mg/l	0.005	0.001	1	03/10/17 09:23	03/13/17 17:08	EPA 3005A	1,6010C	MC
Calcium, Total	81		mg/l	0.10	0.04	1	03/10/17 09:23	03/13/17 17:08	EPA 3005A	1,6010C	MC
Chromium, Total	0.09		mg/l	0.01	0.002	1	03/10/17 09:23	03/13/17 17:08	EPA 3005A	1,6010C	MC
Cobalt, Total	0.032		mg/l	0.020	0.002	1	03/10/17 09:23	03/13/17 17:08	EPA 3005A	1,6010C	MC
Copper, Total	0.153		mg/l	0.010	0.002	1	03/10/17 09:23	03/13/17 17:08	EPA 3005A	1,6010C	MC
Iron, Total	36		mg/l	0.05	0.01	1	03/10/17 09:23	03/13/17 17:08	EPA 3005A	1,6010C	MC
Lead, Total	0.186		mg/l	0.010	0.003	1	03/10/17 09:23	03/13/17 17:08	EPA 3005A	1,6010C	MC
Magnesium, Total	20		mg/l	0.10	0.02	1	03/10/17 09:23	03/13/17 17:08	EPA 3005A	1,6010C	MC
Manganese, Total	1.36		mg/l	0.010	0.002	1	03/10/17 09:23	03/13/17 17:08	EPA 3005A	1,6010C	MC
Mercury, Total	0.00014	J	mg/l	0.00020	0.00006	1	03/10/17 09:58	03/10/17 18:19	EPA 7470A	1,7470A	EA
Nickel, Total	0.074		mg/l	0.025	0.002	1	03/10/17 09:23	03/13/17 17:08	EPA 3005A	1,6010C	MC
Potassium, Total	12		mg/l	2.5	0.24	1	03/10/17 09:23	03/13/17 17:08	EPA 3005A	1,6010C	MC
Selenium, Total	ND		mg/l	0.010	0.004	1	03/10/17 09:23	03/13/17 17:08	EPA 3005A	1,6010C	MC
Silver, Total	ND		mg/l	0.007	0.003	1	03/10/17 09:23	03/13/17 17:08	EPA 3005A	1,6010C	MC
Sodium, Total	220		mg/l	2.0	0.12	1	03/10/17 09:23	03/13/17 17:08	EPA 3005A	1,6010C	MC
Thallium, Total	ND		mg/l	0.020	0.003	1	03/10/17 09:23	03/13/17 17:08	EPA 3005A	1,6010C	MC
Vanadium, Total	0.072		mg/l	0.010	0.002	1	03/10/17 09:23	03/13/17 17:08	EPA 3005A	1,6010C	MC
Zinc, Total	0.247		mg/l	0.050	0.002	1	03/10/17 09:23	03/13/17 17:08	EPA 3005A	1,6010C	MC

Project Name:	CPG PHASE 4/5	**Lab Number:**	L1707302
Project Number:	16.6669	**Report Date:**	03/15/17

SAMPLE RESULTS

Lab ID:	L1707302-04	Date Collected:	03/08/17 10:40
Client ID:	178 MW04	Date Received:	03/08/17
Sample Location:	YONKERS NY	Field Prep:	Not Specified
Matrix:	Water		

Parameter	Result	Qualifier	Units	RL	MDL	Dilution Factor	Date Prepared	Date Analyzed	Prep Method	Analytical Method	Analyst
Total Metals - Mansfield Lab											
Aluminum, Total	3.5		mg/l	0.10	0.03	1	03/10/17 09:23	03/13/17 19:24	EPA 3005A	1,6010C	MC
Antimony, Total	ND		mg/l	0.050	0.007	1	03/10/17 09:23	03/13/17 19:24	EPA 3005A	1,6010C	MC
Arsenic, Total	ND		mg/l	0.005	0.002	1	03/10/17 09:23	03/13/17 19:24	EPA 3005A	1,6010C	MC
Barium, Total	0.182		mg/l	0.010	0.002	1	03/10/17 09:23	03/13/17 19:24	EPA 3005A	1,6010C	MC
Beryllium, Total	ND		mg/l	0.005	0.001	1	03/10/17 09:23	03/13/17 19:24	EPA 3005A	1,6010C	MC
Cadmium, Total	ND		mg/l	0.005	0.001	1	03/10/17 09:23	03/13/17 19:24	EPA 3005A	1,6010C	MC
Calcium, Total	160		mg/l	0.10	0.04	1	03/10/17 09:23	03/13/17 19:24	EPA 3005A	1,6010C	MC
Chromium, Total	0.008	J	mg/l	0.010	0.002	1	03/10/17 09:23	03/13/17 19:24	EPA 3005A	1,6010C	MC
Cobalt, Total	0.003	J	mg/l	0.020	0.002	1	03/10/17 09:23	03/13/17 19:24	EPA 3005A	1,6010C	MC
Copper, Total	0.024		mg/l	0.010	0.002	1	03/10/17 09:23	03/13/17 19:24	EPA 3005A	1,6010C	MC
Iron, Total	15		mg/l	0.05	0.01	1	03/10/17 09:23	03/13/17 19:24	EPA 3005A	1,6010C	MC
Lead, Total	0.020		mg/l	0.010	0.003	1	03/10/17 09:23	03/13/17 19:24	EPA 3005A	1,6010C	MC
Magnesium, Total	24		mg/l	0.10	0.02	1	03/10/17 09:23	03/13/17 19:24	EPA 3005A	1,6010C	MC
Manganese, Total	1.78		mg/l	0.010	0.002	1	03/10/17 09:23	03/13/17 19:24	EPA 3005A	1,6010C	MC
Mercury, Total	ND		mg/l	0.00020	0.00006	1	03/10/17 09:58	03/10/17 18:21	EPA 7470A	1,7470A	EA
Nickel, Total	0.006	J	mg/l	0.025	0.002	1	03/10/17 09:23	03/13/17 19:24	EPA 3005A	1,6010C	MC
Potassium, Total	24		mg/l	2.5	0.24	1	03/10/17 09:23	03/13/17 19:24	EPA 3005A	1,6010C	MC
Selenium, Total	ND		mg/l	0.010	0.004	1	03/10/17 09:23	03/13/17 19:24	EPA 3005A	1,6010C	MC
Silver, Total	ND		mg/l	0.007	0.003	1	03/10/17 09:23	03/13/17 19:24	EPA 3005A	1,6010C	MC
Sodium, Total	260		mg/l	2.0	0.12	1	03/10/17 09:23	03/13/17 19:24	EPA 3005A	1,6010C	MC
Thallium, Total	ND		mg/l	0.020	0.003	1	03/10/17 09:23	03/13/17 19:24	EPA 3005A	1,6010C	MC
Vanadium, Total	0.0099	J	mg/l	0.0100	0.0020	1	03/10/17 09:23	03/13/17 19:24	EPA 3005A	1,6010C	MC
Zinc, Total	0.031	J	mg/l	0.050	0.002	1	03/10/17 09:23	03/13/17 19:24	EPA 3005A	1,6010C	MC

Project Name:	CPG PHASE 4/5	**Lab Number:**	L1707302
Project Number:	16.6669	**Report Date:**	03/15/17

SAMPLE RESULTS

Lab ID:	L1707302-05	Date Collected:	03/08/17 11:30
Client ID:	MWGP01	Date Received:	03/08/17
Sample Location:	YONKERS NY	Field Prep:	Not Specified
Matrix:	Water		

Parameter	Result	Qualifier	Units	RL	MDL	Dilution Factor	Date Prepared	Date Analyzed	Prep Method	Analytical Method	Analyst
Total Metals - Mansfield Lab											
Aluminum, Total	9.2		mg/l	0.10	0.03	1	03/10/17 09:23	03/13/17 19:29	EPA 3005A	1,6010C	MC
Antimony, Total	ND		mg/l	0.050	0.007	1	03/10/17 09:23	03/13/17 19:29	EPA 3005A	1,6010C	MC
Arsenic, Total	ND		mg/l	0.005	0.002	1	03/10/17 09:23	03/13/17 19:29	EPA 3005A	1,6010C	MC
Barium, Total	0.327		mg/l	0.010	0.002	1	03/10/17 09:23	03/13/17 19:29	EPA 3005A	1,6010C	MC
Beryllium, Total	ND		mg/l	0.005	0.001	1	03/10/17 09:23	03/13/17 19:29	EPA 3005A	1,6010C	MC
Cadmium, Total	ND		mg/l	0.005	0.001	1	03/10/17 09:23	03/13/17 19:29	EPA 3005A	1,6010C	MC
Calcium, Total	160		mg/l	0.10	0.04	1	03/10/17 09:23	03/13/17 19:29	EPA 3005A	1,6010C	MC
Chromium, Total	0.03		mg/l	0.01	0.002	1	03/10/17 09:23	03/13/17 19:29	EPA 3005A	1,6010C	MC
Cobalt, Total	0.011	J	mg/l	0.020	0.002	1	03/10/17 09:23	03/13/17 19:29	EPA 3005A	1,6010C	MC
Copper, Total	0.049		mg/l	0.010	0.002	1	03/10/17 09:23	03/13/17 19:29	EPA 3005A	1,6010C	MC
Iron, Total	11		mg/l	0.05	0.01	1	03/10/17 09:23	03/13/17 19:29	EPA 3005A	1,6010C	MC
Lead, Total	0.486		mg/l	0.010	0.003	1	03/10/17 09:23	03/13/17 19:29	EPA 3005A	1,6010C	MC
Magnesium, Total	72		mg/l	0.10	0.02	1	03/10/17 09:23	03/13/17 19:29	EPA 3005A	1,6010C	MC
Manganese, Total	2.48		mg/l	0.010	0.002	1	03/10/17 09:23	03/13/17 19:29	EPA 3005A	1,6010C	MC
Mercury, Total	0.00016	J	mg/l	0.00020	0.00006	1	03/10/17 09:58	03/10/17 18:23	EPA 7470A	1,7470A	EA
Nickel, Total	0.023	J	mg/l	0.025	0.002	1	03/10/17 09:23	03/13/17 19:29	EPA 3005A	1,6010C	MC
Potassium, Total	8.6		mg/l	2.5	0.24	1	03/10/17 09:23	03/13/17 19:29	EPA 3005A	1,6010C	MC
Selenium, Total	0.004	J	mg/l	0.010	0.004	1	03/10/17 09:23	03/13/17 19:29	EPA 3005A	1,6010C	MC
Silver, Total	ND		mg/l	0.007	0.003	1	03/10/17 09:23	03/13/17 19:29	EPA 3005A	1,6010C	MC
Sodium, Total	84		mg/l	2.0	0.12	1	03/10/17 09:23	03/13/17 19:29	EPA 3005A	1,6010C	MC
Thallium, Total	ND		mg/l	0.020	0.003	1	03/10/17 09:23	03/13/17 19:29	EPA 3005A	1,6010C	MC
Vanadium, Total	0.022		mg/l	0.010	0.002	1	03/10/17 09:23	03/13/17 19:29	EPA 3005A	1,6010C	MC
Zinc, Total	0.197		mg/l	0.050	0.002	1	03/10/17 09:23	03/13/17 19:29	EPA 3005A	1,6010C	MC

Project Name: CPG PHASE 4/5 **Lab Number:** L1707302

Project Number: 16.6669 **Report Date:** 03/15/17

Method Blank Analysis
Batch Quality Control

Parameter	Result	Qualifier	Units	RL	MDL	Dilution Factor	Date Prepared	Date Analyzed	Analytical Method	Analyst
Total Metals - Mansfield Lab for sample(s): 01-05 Batch: WG984457-1										
Aluminum, Total	ND		mg/l	0.10	0.03	1	03/10/17 09:23	03/13/17 16:31	1,6010C	PS
Antimony, Total	ND		mg/l	0.050	0.007	1	03/10/17 09:23	03/13/17 14:25	1,6010C	PS
Arsenic, Total	0.002	J	mg/l	0.005	0.002	1	03/10/17 09:23	03/13/17 14:25	1,6010C	PS
Barium, Total	ND		mg/l	0.010	0.002	1	03/10/17 09:23	03/13/17 14:25	1,6010C	PS
Beryllium, Total	ND		mg/l	0.005	0.001	1	03/10/17 09:23	03/13/17 14:25	1,6010C	PS
Cadmium, Total	ND		mg/l	0.005	0.001	1	03/10/17 09:23	03/13/17 14:25	1,6010C	PS
Calcium, Total	ND		mg/l	0.10	0.04	1	03/10/17 09:23	03/13/17 14:25	1,6010C	PS
Chromium, Total	ND		mg/l	0.01	0.002	1	03/10/17 09:23	03/13/17 14:25	1,6010C	PS
Cobalt, Total	ND		mg/l	0.020	0.002	1	03/10/17 09:23	03/13/17 14:25	1,6010C	PS
Copper, Total	ND		mg/l	0.010	0.002	1	03/10/17 09:23	03/13/17 14:25	1,6010C	PS
Iron, Total	ND		mg/l	0.05	0.01	1	03/10/17 09:23	03/13/17 14:25	1,6010C	PS
Lead, Total	ND		mg/l	0.010	0.003	1	03/10/17 09:23	03/13/17 14:25	1,6010C	PS
Magnesium, Total	ND		mg/l	0.10	0.02	1	03/10/17 09:23	03/13/17 14:25	1,6010C	PS
Manganese, Total	ND		mg/l	0.010	0.002	1	03/10/17 09:23	03/13/17 14:25	1,6010C	PS
Nickel, Total	ND		mg/l	0.025	0.002	1	03/10/17 09:23	03/13/17 14:25	1,6010C	PS
Potassium, Total	ND		mg/l	2.5	0.24	1	03/10/17 09:23	03/13/17 14:25	1,6010C	PS
Selenium, Total	ND		mg/l	0.010	0.004	1	03/10/17 09:23	03/13/17 14:25	1,6010C	PS
Silver, Total	ND		mg/l	0.007	0.003	1	03/10/17 09:23	03/13/17 14:25	1,6010C	PS
Sodium, Total	ND		mg/l	2.0	0.12	1	03/10/17 09:23	03/13/17 16:31	1,6010C	PS
Thallium, Total	ND		mg/l	0.020	0.003	1	03/10/17 09:23	03/13/17 14:25	1,6010C	PS
Vanadium, Total	ND		mg/l	0.010	0.002	1	03/10/17 09:23	03/13/17 14:25	1,6010C	PS
Zinc, Total	ND		mg/l	0.050	0.002	1	03/10/17 09:23	03/13/17 14:25	1,6010C	PS

Prep Information

Digestion Method: EPA 3005A

Parameter	Result	Qualifier	Units	RL	MDL	Dilution Factor	Date Prepared	Date Analyzed	Analytical Method	Analyst
Total Metals - Mansfield Lab for sample(s): 01-05 Batch: WG984473-1										
Mercury, Total	ND		mg/l	0.00020	0.00006	1	03/10/17 09:58	03/10/17 18:08	1,7470A	EA

Project Name: CPG PHASE 4/5 **Lab Number:** L1707302

Project Number: 16.6669 **Report Date:** 03/15/17

Method Blank Analysis
Batch Quality Control

Prep Information

Digestion Method: EPA 7470A

Lab Control Sample Analysis
Batch Quality Control

Project Name: CPG PHASE 4/5
Project Number: 16.6669

Lab Number: L1707302
Report Date: 03/15/17

Parameter	LCS %Recovery	Qual	LCSD %Recovery	Qual	%Recovery Limits	RPD	Qual	RPD Limits
Total Metals - Mansfield Lab Associated sample(s): 01-05 Batch: WG984457-2								
Aluminum, Total	105		-		80-120	-		
Antimony, Total	95		-		80-120	-		
Arsenic, Total	101		-		80-120	-		
Barium, Total	96		-		80-120	-		
Beryllium, Total	96		-		80-120	-		
Cadmium, Total	99		-		80-120	-		
Calcium, Total	94		-		80-120	-		
Chromium, Total	90		-		80-120	-		
Cobalt, Total	92		-		80-120	-		
Copper, Total	94		-		80-120	-		
Iron, Total	93		-		80-120	-		
Lead, Total	98		-		80-120	-		
Magnesium, Total	94		-		80-120	-		
Manganese, Total	94		-		80-120	-		
Nickel, Total	93		-		80-120	-		
Potassium, Total	93		-		80-120	-		
Selenium, Total	103		-		80-120	-		
Silver, Total	95		-		80-120	-		
Sodium, Total	100		-		80-120	-		
Thallium, Total	97		-		80-120	-		
Vanadium, Total	96		-		80-120	-		

Lab Control Sample Analysis
Batch Quality Control

Project Name: CPG PHASE 4/5
Project Number: 16.6669

Lab Number: L1707302
Report Date: 03/15/17

Parameter	LCS %Recovery	LCSD %Recovery	%Recovery Limits	RPD	RPD Limits
Total Metals - Mansfield Lab Associated sample(s): 01-05 Batch: WG984457-2					
Zinc, Total	96	-	80-120	-	
Total Metals - Mansfield Lab Associated sample(s): 01-05 Batch: WG984473-2					
Mercury, Total	103	-	80-120	-	

Matrix Spike Analysis
Batch Quality Control

Project Name: CPG PHASE 4/5
Project Number: 16.6669

Lab Number: L1707302
Report Date: 03/15/17

Parameter	Native Sample	MS Added	MS Found	MS %Recovery	Qual	MSD Found	MSD %Recovery	Qual	Recovery Limits	RPD	Qual	RPD Limits
Total Metals - Mansfield Lab Associated sample(s): 01-05 QC Batch ID: WG984457-3 QC Sample: L1707456-01 Client ID: MS Sample												
Aluminum, Total	ND	2	ND	**0**	Q	-	-		75-125	-		20
Antimony, Total	ND	0.5	ND	**0**	Q	-	-		75-125	-		20
Arsenic, Total	ND	0.12	ND	**0**	Q	-	-		75-125	-		20
Barium, Total	ND	2	2.24	112		-	-		75-125	-		20
Beryllium, Total	ND	0.05	ND	**0**	Q	-	-		75-125	-		20
Cadmium, Total	ND	0.051	ND	**0**	Q	-	-		75-125	-		20
Calcium, Total	47.	10	40	**20**	Q	-	-		75-125	-		20
Chromium, Total	ND	0.2	ND	**0**	Q	-	-		75-125	-		20
Cobalt, Total	ND	0.5	0.430J	86		-	-		75-125	-		20
Copper, Total	ND	0.25	0.380J	**152**	Q	-	-		75-125	-		20
Iron, Total	6.9	1	7.4	120		-	-		75-125	-		20
Lead, Total	ND	0.51	0.520J	102	Q	-	-		75-125	-		20
Magnesium, Total	7.6J	10	18	**180**	Q	-	-		75-125	-		20
Manganese, Total	0.200J	0.5	0.580J	116		-	-		75-125	-		20
Nickel, Total	ND	0.5	0.440J	88		-	-		75-125	-		20
Potassium, Total	ND	10	ND	**0**	Q	-	-		75-125	-		20
Selenium, Total	ND	0.12	ND	**0**	Q	-	-		75-125	-		20
Silver, Total	ND	0.05	ND	**0**	Q	-	-		75-125	-		20
Sodium, Total	230	10	210	100		-	-		75-125	-		20
Thallium, Total	ND	0.12	ND	**0**	Q	-	-		75-125	-		20
Vanadium, Total	ND	0.5	0.560J	112		-	-		75-125	-		20

Matrix Spike Analysis
Batch Quality Control

Project Name: CPG PHASE 4/5
Project Number: 16.6669

Lab Number: L1707302
Report Date: 03/15/17

Parameter	Native Sample	MS Added	MS Found	MS %Recovery	MSD Found	MSD %Recovery	Recovery Limits	RPD	RPD Limits
Total Metals - Mansfield Lab Associated sample(s): 01-05 QC Batch ID: WG984457-3 QC Sample: L1707456-01 Client ID: MS Sample									
Zinc, Total	0.600J	0.5	0.560J	112	-	-	75-125	-	20
Total Metals - Mansfield Lab Associated sample(s): 01-05 QC Batch ID: WG984473-3 QC Sample: L1707302-01 Client ID: 178 MW01									
Mercury, Total	0.00018J	0.005	0.00511	102	-	-	75-125	-	20

Lab Duplicate Analysis
Batch Quality Control

Project Name: CPG PHASE 4/5
Project Number: 16.6669

Lab Number: L1707302
Report Date: 03/15/17

Parameter	Native Sample	Duplicate Sample	Units	RPD	Qual	RPD Limits
Total Metals - Mansfield Lab Associated sample(s): 01-05 QC Batch ID: WG984457-4 QC Sample: L1707456-01 Client ID: DUP Sample						
Arsenic, Total	ND	ND	mg/l	NC		20
Barium, Total	ND	ND	mg/l	NC		20
Cadmium, Total	ND	ND	mg/l	NC		20
Chromium, Total	ND	ND	mg/l	NC		20
Lead, Total	ND	ND	mg/l	NC		20
Selenium, Total	ND	ND	mg/l	NC		20
Silver, Total	ND	ND	mg/l	NC		20
Total Metals - Mansfield Lab Associated sample(s): 01-05 QC Batch ID: WG984473-4 QC Sample: L1707302-01 Client ID: 178 MW01						
Mercury, Total	0.00018J	0.00026	mg/l	NC		20

INORGANICS
&
MISCELLANEOUS

Project Name: CPG PHASE 4/5
Project Number: 16.6669

Lab Number: L1707302
Report Date: 03/15/17

SAMPLE RESULTS

Lab ID: L1707302-01
Client ID: 178 MW01
Sample Location: YONKERS NY
Matrix: Water

Date Collected: 03/08/17 08:40
Date Received: 03/08/17
Field Prep: Not Specified

Parameter	Result	Qualifier	Units	RL	MDL	Dilution Factor	Date Prepared	Date Analyzed	Analytical Method	Analyst
General Chemistry - Westborough Lab										
Cyanide, Total	0.002	J	mg/l	0.005	0.001	1	03/09/17 16:05	03/13/17 12:58	1,9010C/9012B	JO

Project Name: CPG PHASE 4/5
Project Number: 16.6669

Lab Number: L1707302
Report Date: 03/15/17

SAMPLE RESULTS

Lab ID: L1707302-02
Client ID: 178 MW02
Sample Location: YONKERS NY
Matrix: Water

Date Collected: 03/08/17 09:20
Date Received: 03/08/17
Field Prep: Not Specified

Parameter	Result	Qualifier	Units	RL	MDL	Dilution Factor	Date Prepared	Date Analyzed	Analytical Method	Analyst
General Chemistry - Westborough Lab										
Cyanide, Total	0.010		mg/l	0.005	0.001	1	03/09/17 16:05	03/13/17 13:00	1,9010C/9012B	JO

Project Name: CPG PHASE 4/5
Project Number: 16.6669

Lab Number: L1707302
Report Date: 03/15/17

SAMPLE RESULTS

Lab ID: L1707302-03
Client ID: 178 MW03
Sample Location: YONKERS NY
Matrix: Water

Date Collected: 03/08/17 10:00
Date Received: 03/08/17
Field Prep: Not Specified

Parameter	Result	Qualifier	Units	RL	MDL	Dilution Factor	Date Prepared	Date Analyzed	Analytical Method	Analyst
General Chemistry - Westborough Lab										
Cyanide, Total	0.002	J	mg/l	0.005	0.001	1	03/09/17 16:05	03/13/17 13:02	1,9010C/9012B	JO

Project Name: CPG PHASE 4/5
Project Number: 16.6669

Lab Number: L1707302
Report Date: 03/15/17

SAMPLE RESULTS

Lab ID: L1707302-04
Client ID: 178 MW04
Sample Location: YONKERS NY
Matrix: Water

Date Collected: 03/08/17 10:40
Date Received: 03/08/17
Field Prep: Not Specified

Parameter	Result	Qualifier	Units	RL	MDL	Dilution Factor	Date Prepared	Date Analyzed	Analytical Method	Analyst
General Chemistry - Westborough Lab										
Cyanide, Total	0.002	J	mg/l	0.005	0.001	1	03/09/17 16:05	03/13/17 13:03	1,9010C/9012B	JO

Project Name: CPG PHASE 4/5
Project Number: 16.6669

Lab Number: L1707302
Report Date: 03/15/17

SAMPLE RESULTS

Lab ID: L1707302-05
Client ID: MWGP01
Sample Location: YONKERS NY
Matrix: Water

Date Collected: 03/08/17 11:30
Date Received: 03/08/17
Field Prep: Not Specified

Parameter	Result	Qualifier	Units	RL	MDL	Dilution Factor	Date Prepared	Date Analyzed	Analytical Method	Analyst
General Chemistry - Westborough Lab										
Cyanide, Total	ND		mg/l	0.005	0.001	1	03/09/17 16:05	03/13/17 13:04	1,9010C/9012B	JO

Project Name: CPG PHASE 4/5 **Lab Number:** L1707302

Project Number: 16.6669 **Report Date:** 03/15/17

Method Blank Analysis
Batch Quality Control

Parameter	Result	Qualifier	Units	RL	MDL	Dilution Factor	Date Prepared	Date Analyzed	Analytical Method	Analyst
General Chemistry - Westborough Lab for sample(s): 01-05 Batch: WG984221-1										
Cyanide, Total	ND		mg/l	0.005	0.001	1	03/09/17 16:05	03/13/17 12:53	1,9010C/9012B	JO

Lab Control Sample Analysis
Batch Quality Control

Project Name: CPG PHASE 4/5
Project Number: 16.6669

Lab Number: L1707302
Report Date: 03/15/17

Parameter	LCS %Recovery	Qual	LCSD %Recovery	Qual	%Recovery Limits	RPD	Qual	RPD Limits
General Chemistry - Westborough Lab Associated sample(s): 01-05 Batch: WG984221-2 WG984221-3								
Cyanide, Total	90		92		85-115	2		20

Matrix Spike Analysis
Batch Quality Control

Project Name: CPG PHASE 4/5
Project Number: 16.6669

Lab Number: L1707302
Report Date: 03/15/17

Parameter	Native Sample	MS Added	MS Found	MS %Recovery	Qual	MSD Found	MSD %Recovery	Qual	Recovery Limits	RPD	Qual	RPD Limits
General Chemistry - Westborough Lab Associated sample(s): 01-05 QC Batch ID: WG984221-4 WG984221-5 QC Sample: L1707302-01 Client ID: 178 MW01												
Cyanide, Total	0.002J	0.2	0.178	89		0.177	88		80-120	1		20

Project Name: CPG PHASE 4/5 **Lab Number:** L1707302

Project Number: 16.6669 **Report Date:** 03/15/17

Sample Receipt and Container Information

Were project specific reporting limits specified? YES

Cooler Information	Custody Seal
Cooler	
C	Present/Not Intact
B	Present/Not Intact
A	Present/Not Intact

Container Information

Container ID	Container Type	Cooler	pH	Temp deg C	Pres	Seal	Analysis(*)
L1707302-01A	Vial HCl preserved	A	N/A	5.7	Y	Present/Not Intact	NYTCL-8260(14)
L1707302-01B	Vial HCl preserved	A	N/A	5.7	Y	Present/Not Intact	NYTCL-8260(14)
L1707302-01C	Vial HCl preserved	A	N/A	5.7	Y	Present/Not Intact	NYTCL-8260(14)
L1707302-01D	Amber 1000ml unpreserved	A	7	5.7	Y	Present/Not Intact	NYTCL-8270(7),NYTCL-8270-SIM(7)
L1707302-01E	Amber 1000ml unpreserved	A	7	5.7	Y	Present/Not Intact	NYTCL-8270(7),NYTCL-8270-SIM(7)
L1707302-01F	Amber 500ml unpreserved	A	7	5.7	Y	Present/Not Intact	NYTCL-8081(7)
L1707302-01G	Amber 500ml unpreserved	A	7	5.7	Y	Present/Not Intact	NYTCL-8081(7)
L1707302-01H	Amber 1000ml unpreserved	A	7	5.7	Y	Present/Not Intact	NYTCL-8082-1200ML(7)
L1707302-01I	Amber 1000ml unpreserved	A	7	5.7	Y	Present/Not Intact	NYTCL-8082-1200ML(7)
L1707302-01J	Plastic 250ml NaOH preserved	A	>12	5.7	Y	Present/Not Intact	TCN-9010(14)
L1707302-01K	Plastic 250ml HNO3 preserved	A	<2	5.7	Y	Present/Not Intact	BE-TI(180),AS-TI(180),BA-TI(180),AG-TI(180),AL-TI(180),CR-TI(180),NI-TI(180),TL-TI(180),CU-TI(180),PB-TI(180),SB-TI(180),SE-TI(180),ZN-TI(180),CO-TI(180),V-TI(180),FE-TI(180),HG-T(28),MG-TI(180),MN-TI(180),CA-TI(180),CD-TI(180),K-TI(180),NA-TI(180)
L1707302-02A	Vial HCl preserved	A	N/A	5.7	Y	Present/Not Intact	NYTCL-8260(14)
L1707302-02B	Vial HCl preserved	A	N/A	5.7	Y	Present/Not Intact	NYTCL-8260(14)
L1707302-02C	Vial HCl preserved	A	N/A	5.7	Y	Present/Not Intact	NYTCL-8260(14)
L1707302-02D	Amber 1000ml unpreserved	A	7	5.7	Y	Present/Not Intact	NYTCL-8270(7),NYTCL-8270-SIM(7)
L1707302-02E	Amber 1000ml unpreserved	A	7	5.7	Y	Present/Not Intact	NYTCL-8270(7),NYTCL-8270-SIM(7)
L1707302-02F	Amber 500ml unpreserved	A	7	5.7	Y	Present/Not Intact	NYTCL-8081(7)
L1707302-02G	Amber 500ml unpreserved	A	7	5.7	Y	Present/Not Intact	NYTCL-8081(7)
L1707302-02H	Amber 1000ml unpreserved	A	7	5.7	Y	Present/Not Intact	NYTCL-8082-1200ML(7)
L1707302-02I	Amber 1000ml unpreserved	A	7	5.7	Y	Present/Not Intact	NYTCL-8082-1200ML(7)

*Values in parentheses indicate holding time in days

Project Name: CPG PHASE 4/5
Project Number: 16.6669

Lab Number: L1707302
Report Date: 03/15/17

Container Information

Container ID	Container Type	Cooler	pH	Temp deg C	Pres	Seal	Analysis(*)
L1707302-02J	Plastic 250ml NaOH preserved	A	>12	5.7	Y	Present/Not Intact	TCN-9010(14)
L1707302-02K	Plastic 250ml HNO3 preserved	A	<2	5.7	Y	Present/Not Intact	BE-TI(180),AS-TI(180),BA-TI(180),AG-TI(180),AL-TI(180),CR-TI(180),NI-TI(180),TL-TI(180),CU-TI(180),PB-TI(180),SB-TI(180),SE-TI(180),ZN-TI(180),CO-TI(180),V-TI(180),FE-TI(180),HG-T(28),MG-TI(180),MN-TI(180),CA-TI(180),CD-TI(180),K-TI(180),NA-TI(180)
L1707302-03A	Vial HCl preserved	C	N/A	4.3	Y	Present/Not Intact	NYTCL-8260(14)
L1707302-03B	Vial HCl preserved	C	N/A	4.3	Y	Present/Not Intact	NYTCL-8260(14)
L1707302-03C	Vial HCl preserved	C	N/A	4.3	Y	Present/Not Intact	NYTCL-8260(14)
L1707302-03D	Amber 1000ml unpreserved	C	7	4.3	Y	Present/Not Intact	NYTCL-8270(7),NYTCL-8270-SIM(7)
L1707302-03E	Amber 1000ml unpreserved	C	7	4.3	Y	Present/Not Intact	NYTCL-8270(7),NYTCL-8270-SIM(7)
L1707302-03F	Amber 500ml unpreserved	C	7	4.3	Y	Present/Not Intact	NYTCL-8081(7)
L1707302-03G	Amber 500ml unpreserved	C	7	4.3	Y	Present/Not Intact	NYTCL-8081(7)
L1707302-03H	Amber 1000ml unpreserved	C	7	4.3	Y	Present/Not Intact	NYTCL-8082-1200ML(7)
L1707302-03I	Amber 1000ml unpreserved	C	7	4.3	Y	Present/Not Intact	NYTCL-8082-1200ML(7)
L1707302-03J	Plastic 250ml NaOH preserved	C	>12	4.3	Y	Present/Not Intact	TCN-9010(14)
L1707302-03K	Plastic 250ml HNO3 preserved	C	<2	4.3	Y	Present/Not Intact	BE-TI(180),AS-TI(180),BA-TI(180),AG-TI(180),AL-TI(180),CR-TI(180),NI-TI(180),TL-TI(180),CU-TI(180),PB-TI(180),SB-TI(180),SE-TI(180),ZN-TI(180),CO-TI(180),V-TI(180),FE-TI(180),HG-T(28),MG-TI(180),MN-TI(180),CA-TI(180),CD-TI(180),K-TI(180),NA-TI(180)
L1707302-04A	Vial HCl preserved	C	N/A	4.3	Y	Present/Not Intact	NYTCL-8260(14)
L1707302-04B	Vial HCl preserved	C	N/A	4.3	Y	Present/Not Intact	NYTCL-8260(14)
L1707302-04C	Vial HCl preserved	C	N/A	4.3	Y	Present/Not Intact	NYTCL-8260(14)
L1707302-04D	Amber 1000ml unpreserved	C	7	4.3	Y	Present/Not Intact	NYTCL-8270(7),NYTCL-8270-SIM(7)
L1707302-04E	Amber 1000ml unpreserved	C	7	4.3	Y	Present/Not Intact	NYTCL-8270(7),NYTCL-8270-SIM(7)
L1707302-04F	Amber 500ml unpreserved	C	7	4.3	Y	Present/Not Intact	NYTCL-8081(7)
L1707302-04G	Amber 500ml unpreserved	C	7	4.3	Y	Present/Not Intact	NYTCL-8081(7)
L1707302-04H	Amber 1000ml unpreserved	C	7	4.3	Y	Present/Not Intact	NYTCL-8082-1200ML(7)
L1707302-04I	Amber 1000ml unpreserved	C	7	4.3	Y	Present/Not Intact	NYTCL-8082-1200ML(7)
L1707302-04J	Plastic 250ml NaOH preserved	C	>12	4.3	Y	Present/Not Intact	TCN-9010(14)

*Values in parentheses indicate holding time in days

Project Name: CPG PHASE 4/5
Project Number: 16.6669

Lab Number: L1707302
Report Date: 03/15/17

Container Information

Container ID	Container Type	Cooler	pH	Temp deg C	Pres	Seal	Analysis(*)
L1707302-04K	Plastic 250ml HNO3 preserved	C	<2	4.3	Y	Present/Not Intact	BE-TI(180),AS-TI(180),BA-TI(180),AG-TI(180),AL-TI(180),CR-TI(180),NI-TI(180),TL-TI(180),CU-TI(180),PB-TI(180),SB-TI(180),SE-TI(180),ZN-TI(180),CO-TI(180),V-TI(180),FE-TI(180),HG-T(28),MG-TI(180),MN-TI(180),CA-TI(180),CD-TI(180),K-TI(180),NA-TI(180)
L1707302-05A	Vial HCl preserved	B	N/A	5.1	Y	Present/Not Intact	NYTCL-8260(14)
L1707302-05B	Vial HCl preserved	B	N/A	5.1	Y	Present/Not Intact	NYTCL-8260(14)
L1707302-05C	Vial HCl preserved	B	N/A	5.1	Y	Present/Not Intact	NYTCL-8260(14)
L1707302-05D	Amber 1000ml unpreserved	B	7	5.1	Y	Present/Not Intact	NYTCL-8270(7),NYTCL-8270-SIM(7)
L1707302-05E	Amber 1000ml unpreserved	B	7	5.1	Y	Present/Not Intact	NYTCL-8270(7),NYTCL-8270-SIM(7)
L1707302-05F	Amber 500ml unpreserved	B	7	5.1	Y	Present/Not Intact	NYTCL-8081(7)
L1707302-05G	Amber 500ml unpreserved	B	7	5.1	Y	Present/Not Intact	NYTCL-8081(7)
L1707302-05H	Amber 1000ml unpreserved	B	7	5.1	Y	Present/Not Intact	NYTCL-8082-1200ML(7)
L1707302-05I	Amber 1000ml unpreserved	B	7	5.1	Y	Present/Not Intact	NYTCL-8082-1200ML(7)
L1707302-05J	Plastic 250ml NaOH preserved	B	>12	5.1	Y	Present/Not Intact	TCN-9010(14)
L1707302-05K	Plastic 250ml HNO3 preserved	B	<2	5.1	Y	Present/Not Intact	BE-TI(180),AS-TI(180),BA-TI(180),AG-TI(180),AL-TI(180),CR-TI(180),NI-TI(180),TL-TI(180),CU-TI(180),PB-TI(180),SB-TI(180),SE-TI(180),ZN-TI(180),CO-TI(180),V-TI(180),FE-TI(180),HG-T(28),MG-TI(180),MN-TI(180),CA-TI(180),CD-TI(180),K-TI(180),NA-TI(180)
L1707302-06A	Vial HCl preserved	B	N/A	5.1	Y	Present/Not Intact	NYTCL-8260(14)
L1707302-06B	Vial HCl preserved	B	N/A	5.1	Y	Present/Not Intact	NYTCL-8260(14)
L1707302-06C	Vial HCl preserved	B	N/A	5.1	Y	Present/Not Intact	NYTCL-8260(14)
L1707302-06D	Vial HCl preserved	B	N/A	5.1	Y	Present/Not Intact	NYTCL-8260(14)

*Values in parentheses indicate holding time in days

Project Name:	CPG PHASE 4/5	**Lab Number:**	L1707302
Project Number:	16.6669	**Report Date:**	03/15/17

GLOSSARY

Acronyms

EDL	- Estimated Detection Limit: This value represents the level to which target analyte concentrations are reported as estimated values, when those target analyte concentrations are quantified below the reporting limit (RL). The EDL includes any adjustments from dilutions, concentrations or moisture content, where applicable. The use of EDLs is specific to the analysis of PAHs using Solid-Phase Microextraction (SPME).
EPA	- Environmental Protection Agency.
LCS	- Laboratory Control Sample: A sample matrix, free from the analytes of interest, spiked with verified known amounts of analytes or a material containing known and verified amounts of analytes.
LCSD	- Laboratory Control Sample Duplicate: Refer to LCS.
LFB	- Laboratory Fortified Blank: A sample matrix, free from the analytes of interest, spiked with verified known amounts of analytes or a material containing known and verified amounts of analytes.
MDL	- Method Detection Limit: This value represents the level to which target analyte concentrations are reported as estimated values, when those target analyte concentrations are quantified below the reporting limit (RL). The MDL includes any adjustments from dilutions, concentrations or moisture content, where applicable.
MS	- Matrix Spike Sample: A sample prepared by adding a known mass of target analyte to a specified amount of matrix sample for which an independent estimate of target analyte concentration is available.
MSD	- Matrix Spike Sample Duplicate: Refer to MS.
NA	- Not Applicable.
NC	- Not Calculated: Term is utilized when one or more of the results utilized in the calculation are non-detect at the parameter's reporting unit.
NDPA/DPA	- N-Nitrosodiphenylamine/Diphenylamine.
NI	- Not Ignitable.
NP	- Non-Plastic: Term is utilized for the analysis of Atterberg Limits in soil.
RL	- Reporting Limit: The value at which an instrument can accurately measure an analyte at a specific concentration. The RL includes any adjustments from dilutions, concentrations or moisture content, where applicable.
RPD	- Relative Percent Difference: The results from matrix and/or matrix spike duplicates are primarily designed to assess the precision of analytical results in a given matrix and are expressed as relative percent difference (RPD). Values which are less than five times the reporting limit for any individual parameter are evaluated by utilizing the absolute difference between the values; although the RPD value will be provided in the report.
SRM	- Standard Reference Material: A reference sample of a known or certified value that is of the same or similar matrix as the associated field samples.
STLP	- Semi-dynamic Tank Leaching Procedure per EPA Method 1315.
TIC	- Tentatively Identified Compound: A compound that has been identified to be present and is not part of the target compound list (TCL) for the method and/or program. All TICs are qualitatively identified and reported as estimated concentrations.

Footnotes

1	- The reference for this analyte should be considered modified since this analyte is absent from the target analyte list of the original method.

Terms

Total: With respect to Organic analyses, a 'Total' result is defined as the summation of results for individual isomers or Aroclors. If a 'Total' result is requested, the results of its individual components will also be reported. This is applicable to 'Total' results for methods 8260, 8081 and 8082.

Analytical Method: Both the document from which the method originates and the analytical reference method. (Example: EPA 8260B is shown as 1,8260B.) The codes for the reference method documents are provided in the References section of the Addendum.

Data Qualifiers

A	- Spectra identified as "Aldol Condensation Product".
B	- The analyte was detected above the reporting limit in the associated method blank. Flag only applies to associated field samples that have detectable concentrations of the analyte at less than ten times (10x) the concentration found in the blank. For MCP-related projects, flag only applies to associated field samples that have detectable concentrations of the analyte at less than ten times (10x) the concentration found in the blank. For DOD-related projects, flag only applies to associated field samples that have detectable concentrations of the analyte at less than ten times (10x) the concentration found in the blank AND the analyte was detected above one-half the reporting limit (or above the reporting limit for common lab contaminants) in the associated method blank. For NJ-Air-related projects, flag only applies to associated field samples that have detectable concentrations of the analyte above the reporting limit. For NJ-related projects (excluding Air), flag only applies to associated field samples that have detectable concentrations of the analyte, which was detected above the reporting limit in the associated method blank or above five times the

Project Name:	CPG PHASE 4/5	**Lab Number:**	L1707302
Project Number:	16.6669	**Report Date:**	03/15/17

Data Qualifiers

reporting limit for common lab contaminants (Phthalates, Acetone, Methylene Chloride, 2-Butanone).

C - Co-elution: The target analyte co-elutes with a known lab standard (i.e. surrogate, internal standards, etc.) for co-extracted analyses.

D - Concentration of analyte was quantified from diluted analysis. Flag only applies to field samples that have detectable concentrations of the analyte.

E - Concentration of analyte exceeds the range of the calibration curve and/or linear range of the instrument.

G - The concentration may be biased high due to matrix interferences (i.e, co-elution) with non-target compound(s). The result should be considered estimated.

H - The analysis of pH was performed beyond the regulatory-required holding time of 15 minutes from the time of sample collection.

I - The lower value for the two columns has been reported due to obvious interference.

M - Reporting Limit (RL) exceeds the MCP CAM Reporting Limit for this analyte.

NJ - Presumptive evidence of compound. This represents an estimated concentration for Tentatively Identified Compounds (TICs), where the identification is based on a mass spectral library search.

P - The RPD between the results for the two columns exceeds the method-specified criteria.

Q - The quality control sample exceeds the associated acceptance criteria. For DOD-related projects, LCS and/or Continuing Calibration Standard exceedences are also qualified on all associated sample results. Note: This flag is not applicable for matrix spike recoveries when the sample concentration is greater than 4x the spike added or for batch duplicate RPD when the sample concentrations are less than 5x the RL. (Metals only.)

R - Analytical results are from sample re-analysis.

RE - Analytical results are from sample re-extraction.

S - Analytical results are from modified screening analysis.

J - Estimated value. The Target analyte concentration is below the quantitation limit (RL), but above the Method Detection Limit (MDL) or Estimated Detection Limit (EDL) for SPME-related analyses. This represents an estimated concentration for Tentatively Identified Compounds (TICs).

ND - Not detected at the method detection limit (MDL) for the sample, or estimated detection limit (EDL) for SPME-related analyses.

Report Format: DU Report with 'J' Qualifiers

Project Name: CPG PHASE 4/5 **Lab Number:** L1707302
Project Number: 16.6669 **Report Date:** 03/15/17

REFERENCES

1 Test Methods for Evaluating Solid Waste: Physical/Chemical Methods. EPA SW-846. Third Edition. Updates I - IV, 2007.

LIMITATION OF LIABILITIES

Alpha Analytical performs services with reasonable care and diligence normal to the analytical testing laboratory industry. In the event of an error, the sole and exclusive responsibility of Alpha Analytical shall be to re-perform the work at it's own expense. In no event shall Alpha Analytical be held liable for any incidental, consequential or special damages, including but not limited to, damages in any way connected with the use of, interpretation of, information or analysis provided by Alpha Analytical.

We strongly urge our clients to comply with EPA protocol regarding sample volume, preservation, cooling, containers, sampling procedures, holding time and splitting of samples in the field.

Certification Information

The following analytes are not included in our Primary NELAP Scope of Accreditation:

Westborough Facility
EPA 624: m/p-xylene, o-xylene
EPA 8260C: NPW: 1,2,4,5-Tetramethylbenzene; 4-Ethyltoluene, Azobenzene; SCM: Iodomethane (methyl iodide), Methyl methacrylate, 1,2,4,5-Tetramethylbenzene; 4-Ethyltoluene.
EPA 8270D: NPW: Dimethylnaphthalene,1,4-Diphenylhydrazine; SCM: Dimethylnaphthalene,1,4-Diphenylhydrazine.
EPA 300: DW: Bromide
EPA 6860: NPW and SCM: Perchlorate
EPA 9010: NPW and SCM: Amenable Cyanide Distillation
EPA 9012B: NPW: Total Cyanide
EPA 9050A: NPW: Specific Conductance
SM3500: NPW: Ferrous Iron
SM4500: NPW: Amenable Cyanide, Dissolved Oxygen; SCM: Total Phosphorus, TKN, NO2, NO3.
SM5310C: DW: Dissolved Organic Carbon

Mansfield Facility
SM 2540D: TSS
EPA 3005A NPW
EPA 8082A: NPW: PCB: 1, 5, 31, 87,101, 110, 141, 151, 153, 180, 183, 187.
EPA TO-15: Halothane, 2,4,4-Trimethyl-2-pentene, 2,4,4-Trimethyl-1-pentene, Thiophene, 2-Methylthiophene, 3-Methylthiophene, 2-Ethylthiophene, 1,2,3-Trimethylbenzene, Indan, Indene, 1,2,4,5-Tetramethylbenzene, Benzothiophene, 1-Methylnaphthalene.
Biological Tissue Matrix: EPA 3050B

The following analytes are included in our Massachusetts DEP Scope of Accreditation

Westborough Facility:

Drinking Water
EPA 300.0: Nitrate-N, Fluoride, Sulfate; **EPA 353.2**: Nitrate-N, Nitrite-N; **SM4500NO3-F**: Nitrate-N, Nitrite-N; **SM4500F-C, SM4500CN-CE, EPA 180.1, SM2130B, SM4500Cl-D, SM2320B, SM2540C, SM4500H-B**
EPA 332: Perchlorate; **EPA 524.2:** THMs and VOCs; **EPA 504.1:** EDB, DBCP.
Microbiology: **SM9215B; SM9223-P/A, SM9223B-Colilert-QT,SM9222D**.

Non-Potable Water
SM4500H,B, EPA 120.1, SM2510B, SM2540C, SM2320B, SM4500CL-E, SM4500F-BC, SM4500NH3-BH, **EPA 350.1**: Ammonia-N, **LACHAT 10-107-06-1-B**: Ammonia-N, **SM4500NO3-F, EPA 353.2**: Nitrate-N**, EPA 351.1, SM4500P-E, SM4500P-B, E, SM4500SO4-E, SM5220D, EPA 410.4, SM5210B, SM5310C, SM4500CL-D, EPA 1664, EPA 420.1, SM4500-CN-CE, SM2540D.**
EPA 624: Volatile Halocarbons & Aromatics,
EPA 608: Chlordane, Toxaphene, Aldrin, alpha-BHC, beta-BHC, gamma-BHC, delta-BHC, Dieldrin, DDD, DDE, DDT, Endosulfan I, Endosulfan II, Endosulfan sulfate, Endrin, Endrin Aldehyde, Heptachlor, Heptachlor Epoxide, PCBs
EPA 625: SVOC (Acid/Base/Neutral Extractables), **EPA 600/4-81-045**: PCB-Oil.
Microbiology: **SM9223B-Colilert-QT; Enterolert-QT, SM9221E.**

Mansfield Facility:

Drinking Water
EPA 200.7: Ba, Be, Cd, Cr, Cu, Ni, Na, Ca. **EPA 200.8:** Sb, As, Ba, Be, Cd, Cr, Cu, Pb, Ni, Se, TL. **EPA 245.1** Hg.

Non-Potable Water
EPA 200.7: Al, Sb, As, Be, Cd, Ca, Cr, Co, Cu, Fe, Pb, Mg, Mn, Mo, Ni, K, Se, Ag, Na, Sr, TL, Ti, V, Zn.
EPA 200.8: Al, Sb, As, Be, Cd, Cr, Cu, Pb, Mn, Ni, Se, Ag, TL, Zn.
EPA 245.1 Hg.
SM2340B

For a complete listing of analytes and methods, please contact your Alpha Project Manager.

ALPHA ANALYTICAL

Westborough, MA 01581
8 Walkup Dr.
TEL: 508-898-9220
FAX: 508-898-9193

Mansfield, MA 02048
320 Forbes Blvd
TEL: 508-822-9300
FAX: 508-822-3288

NEW YORK CHAIN OF CUSTODY

Service Centers
Mahwah, NJ 07430: 35 Whitney Rd, Suite 5
Albany, NY 12205: 14 Walker Way
Tonawanda, NY 14150: 275 Cooper Ave, Suite 105

Page 1 of 1

Date Rec'd in Lab: 3/9/17

ALPHA Job #: L1707302

Client Information

Client: CT Male
Address: 50 Century Hill Drive
Latham, NY 12110
Phone: 518-786-7400
Fax: 518-786-7299
Email: s.bieber@ctmale.com

Project Information

Project Name: CPG Phase 4/5
Project Location: Yonkers NY
Project #: 16.6669
(Use Project name as Project #) ☐
Project Manager: Steve Bieber
ALPHAQuote #:

Turn-Around Time

Standard ☒ Due Date:
Rush (only if pre approved) ☐ # of Days:

Deliverables

☐ ASP-A ☒ ASP-B
☐ EQuIS (1 File) ☐ EQuIS (4 File)
☐ Other

Regulatory Requirement

☐ NY TOGS ☐ NY Part 375
☐ AWQ Standards ☐ NY CP-51
☐ NY Restricted Use ☐ Other
☐ NY Unrestricted Use
☐ NYC Sewer Discharge

Billing Information

☐ Same as Client Info
PO #

Disposal Site Information

Please identify below location of applicable disposal facilities.
Disposal Facility:
☐ NJ ☐ NY
☐ Other: NA

These samples have been previously analyzed by Alpha ☐

Other project specific requirements/comments:

Please specify Metals or TAL.

ANALYSIS

Sample Filtration
☐ Done
☐ Lab to do
Preservation
☐ Lab to do
(Please Specify below)

ALPHA Lab ID (Lab Use Only)	Sample ID	Collection Date	Collection Time	Sample Matrix	Sampler's Initials	NYTCL-8260	NYTCL-8270	NYTCL-8082	NYTCL-8081	Total Cn	TAL Metals Inc.Hg			Sample Specific Comments	Total Bottles
07302-01	178MW01	3/8/17	0840	GW	DA	X	X	X	X	X	X				11
-02	178MW02	↓	0920	GW	DA	X	X	X	X	X	X				11
-03	178MW03		1000	GW	DA	X	X	X	X	X	X				11
-04	178MW04		1040	GW	DA	X	X	X	X	X	X				11
-05	MWGP01	↓	1130	GW	DA	X	X	X	X	X	X				11
-06	Transport Blank	—	—	GW	—	X									2
				GW											
				GW											
				GW											
				GW											
	Container Type					V	A	A	A	P	P				
	Preservative					B	A	A	A	E	C				

Preservative Code:
A = None
B = HCl
C = HNO_3
D = H_2SO_4
E = NaOH
F = MeOH
G = $NaHSO_4$
H = $Na_2S_2O_3$
K/E = Zn Ac/NaOH
O = Other

Container Code
P = Plastic
A = Amber Glass
V = Vial
G = Glass
B = Bacteria Cup
C = Cube
O = Other
E = Encore
D = BOD Bottle

Westboro: Certification No: MA935
Mansfield: Certification No: MA015

Relinquished By:	Date/Time	Received By:	Date/Time
[signature]	3/8/17 1615	[signature]	3/8/17 1645
		[signature]	3/9/17 0B

Please print clearly, legibly and completely. Samples can not be logged in and turnaround time clock will not start until any ambiguities are resolved. BY EXECUTING THIS COC, THE CLIENT HAS READ AND AGREES TO BE BOUND BY ALPHA'S TERMS & CONDITIONS.

Form No: 01-25 (rev. 30-Sept-2013)

Custody Seal

Date 3-3-17 Project CPG 4/5

Signature Robert Haines Container 6 of 6

Custody Seal

Date 3-3-17 Project CPG 4/5

Signature Robert Haines Container # 5 of 6

Custody Seal

Date 3-3-17 Project CPG 4/5

Signature Robert Haines Container # 3 of 6