



Remedial Investigation/Interim Remedial Measures Work Plan

FOR

**WP Mall Cleaners & Gas Station Site
250 Hamilton Avenue
White Plains, New York**

BCP Site No. C360221

Prepared for:

**Hamilton Green I Partners LLC
c/o Knauf Shaw
1400 Crossroads Building
2 State Street
Rochester, New York 14614**

Prepared by:

**SESI CONSULTING ENGINEERS, D.P.C.
12A Maple Avenue
Pine Brook, New Jersey 07058**

**SEPTEMBER 2021
REVISED APRIL 2022**

SESI PROJECT NO. 11793

TABLE OF CONTENTS

1.0	INTRODUCTION.....	1
2.0	PROJECT BACKGROUND	2
2.1	SITE DESCRIPTION	2
2.2	SITE HISTORY.....	2
2.3	PREVIOUS ENVIRONMENTAL INVESTIGATION.....	3
2.3.1	PRELIMINARY GEOTECHNICAL ENGINEERING REPORT, WHITE PLAINS MALL, WHITE PLAINS, NEW YORK, PREPARED BY GZA, DATED NOVEMBER 2015.....	3
2.3.2	PHASE I ENVIRONMENTAL ASSESSMENT REPORT 200 HAMILTON AVENUE, WHITE PLAINS, NEW YORK, PREPARED BY AKRF, DATED MAY 2017	4
2.3.3	SUBSURFACE (PHASE II) INVESTIGATION REPORT 200 HAMILTON AVENUE, WHITE PLAINS, NEW YORK, PREPARED BY AKRF, DATED OCTOBER 2017	4
2.3.4	SPILL INVESTIGATION, NYSDEC SPILL NUMBER 1706297, WHITE PLAINS MALL, 200 HAMILTON AVENUE, WHITE PLAINS, NEW YORK, PREPARED BY AKRF, DATED APRIL 2018 ...	5
2.3.5	PHASE I ENVIRONMENTAL SITE ASSESMENT, WP MALL CLEANERS & GAS STATION SITE, 250 HAMILTON AVENUE, WHITE PLAINS, NEW YORK, PREPARED BY SESI, DATED AUGUST 2021.....	6
2.3.6	PHASE II ENVIRONMENTAL SITE ASSESMENT, WP MALL CLEANERS & GAS STATION SITE, 250 HAMILTON AVENUE, WHITE PLAINS, NEW YORK, PREPARED BY SESI, DATED AUGUST 2021.....	8
2.4	GEOLOGIC SETTING	8
2.5	HYDROGEOLOGIC SETTING.....	8
2.6	SUMMARY OF ENVIRONMENTAL ASSESSMENT	9
3.0	FIELD REMEDIAL INVESTIGATION.....	9
3.1	SOIL REMEDIAL INVESTIGATION	10
3.2	GROUNDWATER REMEDIAL INVESTIGATION.....	13
3.3	SOIL VAPOR INVESTIGATION.....	17
4.0	SITE PREPARATION: BUILDING DEMOLITION AND SUPPORT OF EXCAVATION INSTALLATION.....	19

4.1	BUILDING DEMOLITION	19
4.2	SUPPORT OF EXCAVATION	20
5.0	INTERIM REMEDIAL MEASURES (IRM)	22
5.1	IRM SOIL EXCAVATION	22
5.2	STORM WATER POLLUTION PREVENTION PLAN (SWPPP)	23
5.3	SOIL/MATERIALS MANAGEMENT PLAN	23
5.3.1	SOIL SCREENING METHODS	23
5.3.2	STOCKPILE METHODS FOR CONTAMINATED SOIL	24
5.3.3	MATERIALS EXCAVATION AND LOAD OUT	24
5.3.4	MATERIALS TRANSPORT OFF SITE	25
5.3.5	MATERIALS DISPOSAL OFF-SITE	26
5.4	FLUIDS MANAGEMENT	28
5.5	BACKFILL FROM OFF-SITE SOURCES	29
5.6	CONTINGENCY PLAN	30
5.7	ODOR, DUST, AND NUISANCE CONTROL PLAN	31
5.7.1	ODOR CONTROL PLAN	31
5.7.2	DUST-CONTROL PLAN	31
6.0	DECONTAMINATION AND IDW	33
7.0	SURVEY	34
8.0	HUMAN HEALTH EXPOSURE ASSESSMENT	35
9.0	FISH AND WILDLIFE IMPACT ANALYSIS	36
10.0	DUSR	37
11.0	REMEDIAL INVESTIGATION REPORT	38
12.0	CONSTRUCTION COMPLETION REPORT	39
13.0	QUALITY ASSURANCE/QUALITY CONTROL	40
14.0	HEALTH AND SAFETY PLAN	41
15.0	COMMUNITY AIR MONITORING	42

16.0	CITIZEN PARTICIPATION.....	43
17.0	REMEDIAL INVESTIGATION SCHEDULE.....	44

TABLES

TABLE 2.1: SUMMARY OF SURROUNDING PROPERTIES

TABLE 3.1: SUMMARY OF PROPOSED SOIL BORINGS AND SAMPLING

TABLE 3.2: SUMMARY OF PROPOSED GROUNDWATER MONITORING WELLS

TABLE 3.3: SUMMARY OF PROPOSED SOIL VAPOR SAMPLING

TABLE 17.1: PROPOSED REMEDIAL INVESTIGATION SCHEDULE

FIGURES

FIGURE 1.1: SITE LOCATION MAP

FIGURE 2.1: SITE PLAN

FIGURE 2.2: SOIL SAMPLE LOCATIONS AND CONCENTRATIONS PLAN

FIGURE 2.3: GROUNDWATER SAMPLE LOCATIONS AND CONCENTRATIONS PLAN

FIGURE 2.4: SOIL VAPOR SAMPLING LOCATIONS AND CONCENTRATIONS PLAN

FIGURE 3.1: LOCATION OF PROPOSED SOIL BORINGS

FIGURE 3.2: LOCATION OF PROPOSED GROUNDWATER MONITORING WELLS

FIGURE 3.3: LOCATION OF PROPOSED SOIL VAPOR POINTS

FIGURE 5.1: TRUCK TRANSPORT ROUTES

APPENDICES

APPENDIX A: QUALITY ASSURANCE PROJECT PLAN (QAPP)

APPENDIX B: EMERGING CONTAMINANT SAMPLING PLAN

APPENDIX C: TYPICAL BORING/WELL CONSTRUCTION LOG

APPENDIX D: CITIZEN PARTICIPATION PLAN (CPP)

APPENDIX E: HEALTH AND SAFETY PLAN (HASP)

APPENDIX F: COMMUNITY AIR MONITORING PLAN (CAMP)

CERTIFICATIONS

I, Fuad Dahan , certify that I am a professional engineer, and meet the definition of qualified environmental professional as defined in 6 NYCRR Part 375 and that this Remedial Investigation/Interim Remedial Measures Work Plan was prepared in accordance with all applicable statutes and regulations and in substantial conformance with the DER Technical Guidance for Site Investigation and Remediation (DER-10)

090531
NY Professional Engineer #

4/6/2022
Date


Signature

It is a violation of Article 130 of New York State Education Law for any person to alter this document in any way without the express written verification of adoption by any New York State licensed engineer in accordance with Section 7209(2), Article 130, New York State Education Law.

1.0 INTRODUCTION

Hamilton Green I Partners LLC (the “Volunteer”) plans to enter into a Brownfield Cleanup Agreement (BCA) with the New York State Department of Environmental Conservation (NYSDEC) to investigate and remediate the 1.808 acre lot property located at 250 Hamilton Avenue, Westchester County, White Plains, New York (the “Site”). The Site is identified as Tax Lot No. 125.67-5-1..1, and was formerly part of the Hamilton Green BCP Site No. 360177. In this report, when the property identified as 230 Hamilton Avenue is cited, this refers solely to the adjacent Hamilton Green BCP Site (C360177) and when property identified as 200 Hamilton Avenue is cited, this refers to both the adjacent Hamilton Green BCP Site and this Site. A Site Location Map is presented as **Figure 1.1**.

This document comprises a Remedial Investigation/Interim Remedial Measures Work Plan (RI/IRMWP) that describes the investigation activities and interim remedial measures to be conducted at the Site, as part of the Site’s planned remedial investigation and remediation. This RI/IRMWP includes a description of the Site; summary of the Site history and previous environmental investigations; a description of the Site’s physical, geologic, hydrogeologic setting and subsurface features; and a plan of action for further investigation and interim remedial measures to address the areas of concern identified previously.

This RI/IRMWP has been prepared to achieve the following objectives:

- To complete the horizontal and vertical delineation of the nature and extent of contamination on the Site;
- To identify any potential source areas of contamination;
- To determine the remedial action needed to protect human health and the environment;
- To collect sufficient data to advance the remediation of the Site;
- To allow for demolition of the existing building;
- To allow for installation of the support of excavation (SOE);
- To excavate on-Site contaminated soil by removal to achieve a Track 1 soil remedy; and
- Includes a description of the remedial measures to be performed at the Site.

This RI/IRMWP is developed in general accordance with the Department’s Remediation Technical Guidance for Site Investigation and Remediation (DER-10).

2.0 PROJECT BACKGROUND

2.1 SITE DESCRIPTION

The Site consists of a 1.808-acre parcel and is a new tax lot 125.67-5.1..1 that was a portion of former lot Section 125.67, Block 5, Lot 1, which totaled approximately 3.75 acres. The Site contains the former White Plains Mall parking lot and a portion of the former mall, which is currently unoccupied.. The Site is bounded to the north by Barker Avenue, to the east by Cottage Place, to the south by Hamilton Avenue, and to the west by the Hamilton Green BCP Site. The nearest surface water body is the Bronx River located approximately 0.6 miles west of the Site. The current Site conditions are shown on **Figure 2.1**.

A summary of the uses of the adjacent properties is shown on **Table 2.1** below.

Table 2.1: Summary of Surrounding Properties

Direction	Adjacent Property Uses
North	Barker Ave, beyond which lies a six-story commercial office building
South	Hamilton Ave, beyond which lie commercial and residential parcels
East	Cottage Place, beyond which lies Berkeley College
West	An adjoining Hamilton Green BCP Site No, C360177 or S/B/L 125.67-5-1..2 on the Westchester County Tax Map

2.2 SITE HISTORY

Historic Sanborn fire insurance maps, as outlined in AKRF's Phase I ESA (section 2.3.2 below), indicate that the Site contained several private residential dwellings with automotive garages along Cottage Place (address ranges 3 to 13 Cottage Place), a candy manufacturer, paint establishment, a plumbing shop, and a gasoline station located on the southern portion of the Site with greasing operations and (4) four gasoline tanks. This Site had a historic address of 250 Hamilton Avenue on the 1950 map, which address is now being used for the Site. There was an adjacent off-Site gas station with three (3) gasoline tanks at 230 Hamilton Avenue located west of the Site on the 1930 through 1950 maps, which was located on adjacent lot 125.67-5.1..2, the Hamilton Green BCP Site No. C360177. Numerous private dwellings were shown within the current building footprint on historic Sanborn maps from 1894 to 1950. These historical use are

depicted on **Figure 2.1**. Based on these findings, the Phase I ESA identified the potential for abandoned underground storage tanks (USTs) and/or associated petroleum contamination in the Site subsurface associated with the gasoline station and/or heating oil for the residential dwellings as a recognized environmental condition (REC). The former on-Site structures were likely present until construction of the current two-story shopping mall and east-adjacent asphalt-paved parking lot. Based on historic records and interviews, the western adjacent shopping mall was constructed in 1972 and has operated as the White Plains Mall with a variety of tenants since its construction, including potential dry cleaners listed in historic City Directories.

2.3 PREVIOUS ENVIRONMENTAL INVESTIGATION

The following environmental reports were submitted with the BCA application and are summarized below:

- Preliminary Geotechnical Engineering Report, White Plains Mall, White Plains, New York, GZA Project No. 12.0076394.00, November 2015.
- Phase I Environmental Site Assessment, 200 Hamilton Avenue, White Plains, New York, AKRF Project Number 170029, AKRF, Inc, May 10, 2017
- Subsurface (Phase II) Investigation, 200 Hamilton Avenue, White Plains, New York, AKRF Project Number 170029, October 2017
- Spill Investigation, NYSDEC Spill Number 1706297, White Plains Mall, 200 Hamilton Avenue, White Plains, New York, AKRF Project Number 170029, April 2018
- Phase I Environmental Site Assessment, WP Mall Cleaners & Gas Station Site, 250 Hamilton Avenue, White Plains, New York, prepared by SESI August 2021.
- Phase II Environmental Site Assessment, WP Mall Cleaners & Gas Station Site, 250 Hamilton Avenue, White Plains, New York, prepared by SESI August 2021.

2.3.1 PRELIMINARY GEOTECHNICAL ENGINEERING REPORT, WHITE PLAINS MALL, WHITE PLAINS, NEW YORK, PREPARED BY GZA, DATED NOVEMBER 2015

GZA conducted a Preliminary Geotechnical Engineering Report in November 2015 for the proposed redevelopment of the White Plains Mall at that time. A total of four (4) soil borings were taken, two (2) of which were advanced on the Site. GZA characterized the subsurface soils as fill material consisting of loose to dense brown fine to coarse sand with varying gravel and silt content and occasional trace vegetation and construction debris (brick, crushed stone fragments) to

depths to 8 feet below ground surface (ft-bgs). The fill material is underlain by clay and silt with varying sand content between 7 and 13 ft-bgs. The clay and silt layer is underlain by a layer of sand which was encountered at a depth of 13 to 27 ft-bgs. Groundwater was encountered at depths ranging from approximately 11 ft-bgs on the western portion of the Site to 18 ft-bgs north eastern portion of the Site.

2.3.2 PHASE I ENVIRONMENTAL ASSESSMENT REPORT 200 HAMILTON AVENUE, WHITE PLAINS, NEW YORK, PREPARED BY AKRF, DATED MAY 2017

AKRF conducted a Phase I ESA as detailed in a May 2017 report on the Hamilton Green BCP Site. The Phase I ESA identified one (1) gasoline service station was located on the southern portion of this Site with an address of 250 Hamilton Ave. In addition, one (1) gasoline station was identified off-Site to the west at 230 Hamilton Ave. These gasoline stations may have been present until construction of the current building in approximately 1972. Numerous private dwellings were shown within the current building footprint on historic Sanborn maps from 1894 to 1950. Based on these findings, the Phase I ESA identified the potential for abandoned USTs and/or associated petroleum contamination in the Site subsurface associated with the gasoline stations and/or heating oil for the residential dwellings as a REC.

In addition, the Site was identified in the EDR Historic Cleaners database from 2004 to 2011 and potential dry cleaners ("Mall Cleaners" and "White Plains Mall Cleaners") were listed in the City Directories at 200 Hamilton Avenue in 1992, 1995, 1999, and 2008. The Site was not listed on the Resource Conservation and Recovery Act (RCRA) generator report or any other database.

2.3.3 SUBSURFACE (PHASE II) INVESTIGATION REPORT 200 HAMILTON AVENUE, WHITE PLAINS, NEW YORK, PREPARED BY AKRF, DATED OCTOBER 2017

AKRF conducted a Phase II investigation at the Site that was detailed in an October 2017 report. A fill layer was encountered extending from ground surface to depths of 10 ft-bgs. Metals were detected in soil to depths of 4 ft-bgs at levels above their respective Part 375 Unrestricted and/or Restricted Residential Use Soil Cleanup Objectives.

Groundwater was recorded at depths ranging from 17.5 ft-bgs to 23 ft-bgs. A historical petroleum release or releases was identified that affected groundwater beneath the Site, resulting in the

presence of petroleum-related volatile organic compounds (VOCs) above the NYSDEC Ambient Water Quality Standards (AWQSs) near the southern portion of the Site. The observed groundwater contamination was attributed to the former on-Site gasoline station. The presence of Methyl-tertiary-butyl-ether (MTBE) in groundwater suggested that an off-Site source (e.g., the existing gas station across Cottage Place) also contributed to the contamination, since the on-Site gasoline stations closed before 1970 (before MTBE was used in New York State). Field evidence of petroleum contamination observed in the “smear zone” in one (1) soil boring, and petroleum-related VOCs detected in soil vapor were attributed to the groundwater contamination and any residual soil contamination. The chlorinated solvent trichloroethene (TCE) was also detected in one sub-slab vapor sample at a concentration of 13 $\mu\text{g}/\text{m}^3$, exceeding the “mitigate” level in NYSDOH Soil Vapor/Indoor Air Matrix A for sub-slab samples.

The petroleum-related contamination was reported to the NYSDEC Spills division, and Spill Number 1706297 was assigned. Additional investigation of the spill was conducted by AKRF as discussed in Section 2.3.4 below. The spill number remains open and will be remediated and administratively closed under the BCP.

2.3.4 SPILL INVESTIGATION, NYSDEC SPILL NUMBER 1706297, WHITE PLAINS MALL, 200 HAMILTON AVENUE, WHITE PLAINS, NEW YORK, PREPARED BY AKRF, DATED APRIL 2018

Spill # 1706297 is attributable to soil and groundwater contamination from two separate historical gasoline stations, one on the Hamilton Green Site, BCP No. C360177 and the other on the WP Mall Cleaners and Gas Station Site BCP No. C360221. Spill #1706297 was called-in by AKRF on September 28, 2017 for the original Hamilton Green Site located at 200 Hamilton Avenue. AKRF conducted a Spill Investigation (SI) in February 2018 and documented the investigation in an April 2018 SI Report (“SIR”). The Spill investigation was conducted to further delineate the extent of the petroleum-related contamination identified in the southeastern and southern portions of the Site during AKRF the investigation. The September 28, 2017 Spill Record stated that Spill #1706297 was “attributable to a historic release or releases from the former on-site gas stations” - one formally located on on this Hamilton Green Site and the other formerly located on the WP Mall Cleaners and Gas Station Site. Spill #1706297 is essentially comprised of one spill report but was actually two separate spills on what are now two separate sites.

Soil encountered included a fill layer extending from ground surface to depths ranging from 5 to 12 ft-bgs. Petroleum-contaminated soil was identified in the unsaturated zone and extended below the water table within the footprint of the former gasoline station in the southeastern portion of the Site. Evidence of contamination included field observations of staining and odors as shallow as 5 ft-bgs, and detection of petroleum-related VOCs exceeding the NYSDEC soil cleanup levels in samples as shallow as 10 ft-bgs from soil borings in this area. This contamination was likely the result of a historic petroleum release or releases from the former gasoline station in this area and represented an on-Site source of the documented groundwater contamination at the Site. In addition, metals and semi-volatile organic compounds (SVOCs) were detected in soil at levels above their respective Part 375 Unrestricted and/or Restricted Residential Use Soil Cleanup Objectives, and CP-51 Soil Cleanup Levels, a fact that was likely attributable to contaminants in the shallow fill layer observed in the Site subsurface or to background conditions, and not likely to an on-Site release or other source area.

Groundwater elevation contour maps indicated that groundwater flows in a southwesterly direction across the Site, with groundwater elevations ranging from 178.70 to 181.89 feet above mean sea level (amsl). The presence of MTBE in groundwater suggested that an off-Site source (e.g. the existing gas station across Cottage Place) has contributed to the documented on-Site groundwater contamination. Since the on-Site gasoline stations were closed prior to 1970, the source of the MTBE contamination could not have originated on-Site. Therefore, it is likely that the groundwater contamination at the Site represents a commingled plume from historic releases from both the former on-Site and existing off-Site gasoline stations. Spill #1706297 remains open at the time of this work plan and will be remediated and administratively closed within the BCP program.

2.3.5 PHASE I ENVIRONMENTAL SITE ASSESMENT, WP MALL CLEANERS & GAS STATION SITE, 250 HAMILTON AVENUE, WHITE PLAINS, NEW YORK, PREPARED BY SESI, DATED AUGUST 2021

SESI conducted a Phase I ESA as detailed in an August 2021 report on the Site. The Phase I ESA identified the following RECs:

REC 1 – Historical Gas Station Operations: Review of Sanborn fire insurance maps provided by EDR revealed a former gasoline station was located on the southern portion of the Site with

greasing operations and four (4) gasoline tanks at 250 Hamilton Avenue on the 1950 map. There is an adjacent off-Site gas station with three (3) gasoline tanks at the Hamilton Green BCP Site No. C360177 located west of the Site on the 1930 through 1950 maps. See Figure 2.1 revealing location former on Site gas station, and location of adjacent former gas station on the Hamilton Green Site.

REC 2 – Historic USTs: Review of the Sanborn fire insurance maps provided by EDR identified buildings on-Site from as early as 1884. In addition, according to the Sanborn maps, the former gasoline filling station identified on Site had underground gasoline storage tanks.

REC 3 – Historical Dry Cleaner Operations: Review of the Sanborn fire insurance maps provided by EDR identified that the Site is on the EDR Historic Cleaners database from 2004 to 2011. In addition, potential dry cleaners (“Mall Cleaners” and “White Plains Mall Cleaners”) were listed in the City Directories at 200 Hamilton Avenue in 1992, 1995, 1999, and 2008.

REC 4 – Historic Fill: AKRF conducted a Phase II investigation at the Site that was detailed in an October 2017 report. A fill layer was encountered extending from ground surface to depths to 10 ft-bgs. Metals were detected in soil to depths of 4 ft-bgs at levels above their respective Part 375 Unrestricted and/or Restricted Residential Use Soil Cleanup Objectives. Based on a review of AKRF’s findings and a review of USDA National Cooperative Soil Survey (NCSS) maps, historic fill is present at the Site.

REC 5 – Historic Spill Incident #1706297: According to AKRF’s Phase II Investigation Report, a historical petroleum release or potentially releases were identified that affected groundwater beneath the Site, resulting in the presence of petroleum-related VOCs above the NYSDEC AWQSSs. The documented groundwater contamination was attributed to a former on-Site gasoline station. The petroleum-related contamination was reported to the NYSDEC Spills division, and Spill Number 1706297 was assigned to a spill on this Site and on the adjacent Hamilton Green BCP Site.

REC 6 – Groundwater Contamination from an Off-Site Source: AKRF’s Phase II Investigation Report, identified the presence of MTBE in groundwater. The presence of MTBE in groundwater suggested that an off-Site source (e.g., the existing gas station across Cottage Place) has contributed to the documented on-Site groundwater contamination. Since the on-Site gasoline

station was closed prior to 1970, the source of the MTBE contamination could not have originated on-Site as MTBE was not used in gasoline in New York prior to 1970.

2.3.6 PHASE II ENVIRONMENTAL SITE ASSESMENT, WP MALL CLEANERS & GAS STATION SITE, 250 HAMILTON AVENUE, WHITE PLAINS, NEW YORK, PREPARED BY SESI, DATED AUGUST 2021

SESI conducted a Phase II Environmental Site Assessment of the Site, dated July 2021 (Phase II Investigation). The Phase II Investigation field work was conducted in April 2021 to further investigate potential impacts to soil and groundwater on the central and northern portions of the Site. Results of soil and groundwater sampling identified VOCs and pesticides impacts to soil at concentrations exceeding the USCO. Metals impacts to soil were identified at concentrations exceeding the Residential Soil Cleanup Objectives (RSCO) and RRSCOs. Metals impacts to groundwater were identified at concentrations exceeding the AWQS. The soil, groundwater, and soil vapor sample locations and concentrations are shown on **Figure 2.2**, **Figure 2.3**, and **Figure 2.4**, respectively, in this Report.

2.4 GEOLOGIC SETTING

Based on database compiled by the U.S. Geological Survey and Westchester County GIS, the Site lies at elevations ranging from approximately 185 to 200 feet above the National Geodetic Vertical Datum of 1983 (an approximation of sea level), with ground sloping down to the west. Based on soil borings conducted during subsurface investigations conducted by AKRF and a preliminary geotechnical investigation conducted by GZA the subsurface soils are characterized as fill material consisting of loose to dense brown fine to coarse sand with varying gravel and silt content and occasional trace vegetation and construction debris (brick, crushed stone fragments) to depths of 8 ft-bgs. The fill material is underlain by clay and silt with varying sand content between 7 and 13 ft-bgs. The clay and silt layer is underlain by a layer of sand that was encountered at a depth of 10.7 to 18.3 ft-bgs.

2.5 HYDROGEOLOGIC SETTING

During the SI in April 2018 groundwater was encountered at depths ranging 10.26 to 22.39 ft-bgs. AKRF determined the groundwater gradient to in a south/southwesterly direction across the Site.

2.6 SUMMARY OF ENVIRONMENTAL ASSESSMENT

Based on the Phase II investigations, the primary contaminants of concern (COCs) are VOCs, SVOCs, metals, and pesticides. COCs will be refined based on the Remedial Investigation (RI) results.

Soil (maximum concentrations):

- **VOCs:** 1,2,4-Trimethylbenzene (69 mg/kg), 1,3,5-Trimethylbenzene (34 mg/kg), Acetone (0.1 mg/kg), ethylbenzene (14 mg/kg), isopropyl benzene (4.1 mg/kg), n-propyl benzene (15 mg/kg), xylenes (78 mg/kg).
- **SVOCs:** Ideno(1,2,3-cd)pyrene (0.51 mg/kg).
- **Metals:** Chromium (302 mg/kg), Copper (79.2 mg/kg), Lead (365 mg/kg), Nickel (773 mg/kg), Zinc (276 mg/kg).
- **Pesticides:** 4,4-DDD (0.0051mg/kg), 4,4-DDT (0.0035 mg/kg),

Groundwater (maximum concentrations):

- **VOCs:** 1,2,4-Trimethylbenzene (110 ug/L), 1,3,5-Trimethylbenzene (56 ug/L), Ethylbenzene (150 ug/L), Isopropylbenzene (35 ug/L).
- **SVOCs:** benzo(a)anthracene (0.23 ug/L), benzo(a)pyrene (0.16 ug/L), benzo(b)fluoranthene (0.33 ug/L), benzo(k)fluoranthene (0.1 ug/L), chrysene (0.28 ug/L), and ideno(1,2,3-cd)pyrene (0.18 ug/L).
- **Metals (Totals):** Arsenic (125 ug/L), Barium (81900 ug/L), Beryllium (47.6 ug/L), Cadmium (23.8 ug/L), Chromium (4420 ug/L), Copper (9342 ug/L), Iron (2630000 ug/L), Lead (2070 ug/L), magnesium (222000 ug/L) Manganese (34500 ug/L), Nickel (5690 ug/L), Sodium (382000 ug/L), Thallium (13.4 ug/L), and Zinc (7780).

Soil Vapor:

- Trichloroethene (13 ug/m³)

3.0 FIELD REMEDIAL INVESTIGATION

Soil borings, groundwater monitoring wells, and soil vapor borings are proposed below based on the following rationale to complete the nature and extent delineation of contaminated soil, groundwater, and soil vapor on the Site. The applicable standards criteria and guidance (SCGs)

for the Site soil are the USCOs and the soil screening levels in the NYSDEC Guidelines for Sampling and Analysis of PFAS (June 2021) (hereinafter “PFAS Guidance”). The applicable criteria for sub-slab vapor are the NYSDOH Decision Matrices (October 2006/ Amended May 2017). The applicable SCGs for the Site groundwater are the AWQS, the screening levels for PFAS, and the Maximum Contaminant Levels (MCLs) for PFOS and PFOA, which are described in the PFAS Guidance (June 2021).

Prior to conducting subsurface drilling, the drilling contractor will contact New York’s utility mark-out system. In addition, a private utility locator will be contracted to locate underground utilities not included in the one-call and to conduct a geophysical survey using ground penetrating radar (GPR) and electromagnetic (EM) detection.

3.1 SOIL REMEDIAL INVESTIGATION

In order to further evaluate the soils, 20 soil borings (RI-SB1 to RI-SB20) will be performed on the Site to evaluate and delineate soil contamination. In addition, waste characterization samples will be collected from the borings for disposal approval. The proposed soil boring locations are shown on **Figure 3.1**. The proposed soil sample locations and the rationale for their locations are presented in **Table 3.1** below.

The borings will be advanced to depths ranging from 15 to 25 ft-bgs as shown on **Table 3.1** below, using direct-push or other drilling methods as needed. Soil samples will be at a minimum of one (1) sample per 5-foot depth interval based on field screening that includes visual observations, photoionization detector (PID) readings and olfactory observations. Boring logs documenting soil classifications, PID readings, and visual observations will be provided in the final report.

Upon retrieval of the sampling barrel, the collected sample shall be placed in the appropriate containers and labeled, stored on Site (on ice in a cooler if necessary), and transmitted to a NYSDOH Environmental Laboratory Accreditation Program (ELAP)-certified testing laboratory. Chain-of-custody procedures will be practiced following Section 15, EPA-600/4-82-029, Handbook for Sampling and Sample Preservation of Water and Waste Waters. Soil samples for VOC analysis will be collected in Encore ® vials.

Table 3.1 Summary of Proposed Soil Boring and Sampling

Soil Boring ID	Boring Depth	Proposed Sampling Interval	Target Analyses	Sampling Rationale
RI-SB1	20	2" - 6"	TCL/TAL+30, 1,4-Dioxane, PFAS	Nature and Extent of Shallow Fill layer
		Middle of Fill Layer (6'-8')		Further Characterize shallow fill layer identified in SB-1
		10'-12'		Characterize soil at anticipated final excavation depth
		15' - 17'		
RI-SB2	15	2' - 5'	TCL/TAL+30, 1,4-Dioxane, PFAS	Nature and Extent of Shallow Fill layer
		Middle of Fill Layer (6'-8')		Characterize soil at anticipated final excavation depth
		Bottom of Fill (10' - 15')		Characterize shallow fill layer
RI-SB3	20	12" - 24"	TCL/TAL+30, 1,4-Dioxane, PFAS	Nature and Extent of Fill layer
		Middle of Fill Layer (6'-8')		
		Bottom of Fill (10' - 12')		Characterize soil at anticipated final excavation depth
		15' - 17'		
RI-SB4	20	2' - 5'	TCL/TAL+30, 1,4-Dioxane, PFAS	Nature and Extent of Fill layer
		5' - 7'		
		Bottom of Fill (10' - 12')		Characterize soil at anticipated final excavation depth
		15' - 17'		
RI-SB5	20	2' - 5'	TCL/TAL+30, 1,4-Dioxane, PFAS	Nature and Extent of Fill layer
		5' - 7'		
		Bottom of Fill (10' - 12')		Characterize soil at anticipated final excavation depth
		15' - 17'		
RI-SB6	15	6" - 12"	TCL/TAL+30, 1,4-Dioxane, PFAS	Nature and Extent of Fill layer
		Middle of Fill Layer (6'-8')		
		Bottom of Fill (10' - 15')		
RI-SB7	15	2' - 5'	TCL/TAL+30, 1,4-Dioxane, PFAS	Characterize shallow fill layer
		5' - 7'		
		Bottom of Fill (10' - 15')		
RI-SB8	20	2' - 5'	TCL/TAL+30, 1,4-Dioxane, PFAS	Characterize shallow fill layer
		5' - 7'		Characterize soil at anticipated final excavation depth
		Bottom of Fill (10' - 12')		
		15' - 17'		
RI-SB9	20	12" - 24"	TCL/TAL+30, 1,4-Dioxane, PFAS	Characterize shallow fill layer
		5' - 7'		Delineate petroleum contamination or Characterize soil at anticipated final excavation depth
		Bottom of Fill (10' - 12')		
		Unsaturated Zone - Most Contaminated 15' - 17'		
		17' - 20'		Delineate petroleum contamination/ Determine Clean Endpoint
RI-SB10	25	12" - 24"	TCL/TAL+30, 1,4-Dioxane, PFAS	Delineate petroleum contamination
		5' - 7'		
		Bottom of Fill (10' - 12')		
		Unsaturated Zone - Most Contaminated 15' - 17'		
		20' - 25'		Delineate petroleum contamination/ Determine Clean Endpoint

Soil Boring ID	Boring Depth	Proposed Sampling Interval	Target Analyses	Sampling Rationale
RI-SB11	25	12" - 24"	TCL/TAL+30, 1,4-Dioxane, PFAS	Nature and Extent of Shallow Soils
		5' - 7'		
		Bottom of Fill (10' - 12')		
		Unsaturated Zone - Most Contaminated 15' - 17'		Delineate petroleum contamination
		20' - 25'		Delineate petroleum contamination/ Determine Clean Endpoint
RI-SB12	25	12" - 24"	TCL/TAL+30, 1,4-Dioxane, PFAS	Nature and Extent of Shallow Fill layer
		5' - 7'		
		Bottom of Fill (10' - 12')		
		Unsaturated Zone - Most Contaminated 15' - 17'		Delineate petroleum contamination
		20' - 25'		Delineate petroleum contamination/ Determine Clean Endpoint
RI-SB13	25	12" - 24"	TCL/TAL+30, 1,4-Dioxane, PFAS	Nature and Extent of Shallow Fill layer
		5' - 7'		
		Bottom of Fill (10' - 12')		
		Unsaturated Zone - Most Contaminated 15' - 17'		Delineate petroleum contamination
		20' - 25'		Delineate petroleum contamination/ Determine Clean Endpoint
RI-SB14	25	12" - 24"	TCL/TAL+30, 1,4-Dioxane, PFAS	Nature and Extent of Shallow Fill layer
		5' - 7'		
		Bottom of Fill (10' - 12')		
		Unsaturated Zone - Most Contaminated 15' - 17'		Delineate petroleum contamination
		20' - 25'		Delineate petroleum contamination/ Determine Clean Endpoint
RI-SB15	25	12" - 24"	TCL/TAL+30, 1,4-Dioxane, PFAS	Nature and Extent of Shallow Fill layer
		5' - 7'		
		Bottom of Fill (10' - 12')		
		Unsaturated Zone - Most Contaminated 15' - 17'		Delineate petroleum contamination
		20' - 25'		Delineate petroleum contamination/ Determine Clean Endpoint
RI-SB16	25	12" - 24"	TCL/TAL+30, 1,4-Dioxane, PFAS	Nature and Extent of Shallow Fill layer
		5' - 7'		
		Bottom of Fill (10' - 12')		
		Unsaturated Zone - Most Contaminated 15' - 17'		Delineate petroleum contamination
		20' - 25'		Delineate petroleum contamination/ Determine Clean Endpoint
RI-SB17	25	12" - 24"	TCL/TAL+30, 1,4-Dioxane, PFAS	Nature and Extent of Shallow Fill layer
		5' - 7'		
		Bottom of Fill (10' - 12')		
		Unsaturated Zone - Most Contaminated 15' - 17'		Delineate petroleum contamination
		20' - 25'		Delineate petroleum contamination/ Determine Clean Endpoint
RI-SB18	25	12" - 24"	TCL/TAL+30, 1,4-Dioxane, PFAS	Nature and Extent of Shallow Fill layer
		5' - 7'		
		Bottom of Fill (10' - 12')		
		Unsaturated Zone - Most Contaminated 15' - 17'		Delineate petroleum contamination
		20' - 25'		Delineate petroleum contamination/ Determine Clean Endpoint
RI-SB19	25	12" - 24"	TCL/TAL+30, 1,4-Dioxane, PFAS	Nature and Extent of Shallow Fill layer
		5' - 7'		
		Bottom of Fill (10' - 12')		
		Unsaturated Zone - Most Contaminated 15' - 17'		Delineate petroleum contamination
		20' - 25'		Delineate petroleum contamination/ Determine Clean Endpoint
RI-SB20	25	12" - 24"	TCL/TAL+30, 1,4-Dioxane, PFAS	Nature and Extent of Shallow Fill layer
		5' - 7'		
		Bottom of Fill (10' - 12')		
		Unsaturated Zone - Most Contaminated 15' - 17'		Delineate petroleum contamination
		20' - 25'		Delineate petroleum contamination/ Determine Clean Endpoint

A geologist or engineer will be on Site during the drilling operations to fully describe each soil sample, following the New York State Soil Description Procedure, and to retain representative portions of each sample.

The drilling contractor will be responsible for obtaining accurate and representative samples, informing the geologist of changes in drilling pressure, keeping a separate general log of soils encountered including blow counts [i.e., the number of blows from a soil sampling drive weight (140 pounds)] required to drive the split-spoon sampler in 6-inch increments, and installing monitoring wells to levels directed by the supervising geologist following specifications further outlined in this protocol.

Soil samples collected from the boring locations will be analyzed by a NYSDOH ELAP-certified laboratory for Target Compound List (TCL) + 30/Target Analyte List (TAL) including VOCs by EPA Method 8260C, SVOCs by EPA Method 8270D, pesticides by EPA Method 8081B, PCBs by EPA Method 8082A, TAL metals by EPA Methods 6010C, 7471B, and 9012, the 21 PFAS compounds by EPA Modified Method 537, and 1,4-dioxane by EPA Method 8270. Category B deliverables will be requested on each sample chain of custody. SESI's field sampling procedures are described in the Quality Assurance Project Plan (QAPP) presented in **Appendix A**. The Sampling Plan for Emerging Contaminants (PFAS and 1,4 Dioxane) is included as **Appendix B**.

Quality Assurance/Quality Control (QA/QC) samples will be collected and analyzed as specified in the QAPP. The number of duplicate, spiked, and blank samples analyzed will be collected at a frequency of one (1) duplicate for every 20 samples. The inclusion and frequency of analysis of field blanks will be on the order of one (1) per every 20 soil samples but not more than one (1) per day. Samples to be analyzed for volatile organic compounds will be accompanied by a field blank for all matrix types and trip blank for water matrices.

3.2 GROUNDWATER REMEDIAL INVESTIGATION

To investigate the Site groundwater, a total of four (4) permanent groundwater monitoring wells will be installed as shown on **Figure 3.2** (TW-1 through TW-4). The wells will be installed to a depth of approximately 25 feet. Based upon AKRF prior Phase II and SI borings, groundwater is anticipated to be encountered at a depth of 15 ft-bgs. Each monitoring well will be constructed with 2-inch diameter well screens. The well screening will intersect the water table and extend

to the bottom of the well boring. The annular space of each well will be filled with well sand to at least 2 feet above the screening and will be sealed with hydrated bentonite or cement grout. Finally, each monitoring well will be completed with a flush-mount road-box or stickup as necessary. A typical boring and well construction log is provided in **Appendix C**.

The Groundwater RI is conducted to achieve the following:

- delineate the nature and extent of REC specific contaminants in the site groundwater;
- identify actual or potential impacts to sensitive receptors, e.g. surface water;
- determine whether a contaminant plume exists;
- gather sufficient data to determine groundwater flow direction and contour map and evaluate groundwater remedial alternatives, including, as appropriate, monitored natural attenuation (MNA), and
- provide information on the background quality of the groundwater flowing into the Site.

The wells will be surveyed for location and elevation. The survey data will be provided pursuant to the DER-10 requirements in an acceptable format (e.g., North America Datum 83 [NAD83]). The wells will be gauged for groundwater depth to determine the groundwater elevation. The Site-specific groundwater flow direction and gradient will be determined based on the latest elevation data and summarized in the Remedial Investigation Report (RIR). The proposed well locations are shown on **Figure 3.2**.

All monitoring wells will be developed or cleared of all fine-grained materials and sediments that have settled in or around the well during installation so that the screen is transmitting representative portions of the groundwater. The development will be by one of two methods, pumping or bailing groundwater from the well until it yields relatively sediment-free water.

A decontaminated pump or bailer will be used and subsequently decontaminated after each use following procedures outlined in the Decontamination Protocol. Pumping or bailing will cease when the turbidity falls below 50 NTUs or until specific conductivity, pH, and temperature are stable (i.e., consecutive readings are within 10 percent with no overall upward or downward trends in measurements). Well development water will be contained in drums and properly disposed off-site.

Two (2) rounds of sampling will be conducted from the newly installed wells (TW-1 through TW-4) and five (5) existing monitoring wells (MW-1, MW-4, MW-5, MW-6, and MW-7). The first round will be conducted after monitoring well installations, and the second round will be conducted prior to remedial action (no sooner than 30 days from the first round). The data will be analyzed to determine whether groundwater contamination exists and the magnitude and the extent of the potential contaminant plume. In addition to the analytical data, field measurements and chemical analyses will be conducted to characterize the impacted groundwater.

All the wells will be sampled for TCL + 30/TAL metals, PFAS, and 1-4 dioxane. The VOCs will be analyzed by EPA Method 8260C, SVOCs by EPA Method 8270D, pesticides by EPA Method 8081B, PCBs by EPA Method 8082A, TAL metals by EPA Methods 6010C, 7471B, and 9012, PFAS compounds by Modified EPA Modified Method 537, and 1,4 dioxane by EPA Method 8270 SIM. Sample collected from metals analysis will be filtered at the lab prior to analysis. The QAPP, which describes all field sampling procedures, is included as **Appendix A**, and the Sampling Plan for Emerging Contaminants is included as **Appendix B**. The proposed groundwater monitoring wells and the rationale for their locations are presented in the **Table 3.2** below. The length of well screens in permanent monitoring wells should be long enough to effectively monitor the interval or zone of interest. Since the groundwater elevations at this Site can be variable, a well screen length of 15 ft. was selected. However, the screen lengths may be modified based upon field observations of the groundwater levels.

Table 3.2: Summary of Proposed Groundwater Monitoring Wells

Well ID	Target Analyses	Sampling Rationale	Total Depth	Screen length
TW-1	TCL+30/TAL, PFAS, 1,4-Dioxane	Characterize groundwater up gradient of the area of petroleum contamination	25	(10-25) 15ft
TW-2	TCL+30/TAL, PFAS, 1,4-Dioxane	Characterize/delineate petroleum groundwater contamination in south/southeastern portions of Site	30	(15-30) 15ft
TW-3	TCL+30/TAL, PFAS, 1,4-Dioxane	Characterize/delineate petroleum groundwater contamination in south/southeastern portions of Site	30	(15-30) 15ft
TW-4	TCL+30/TAL, PFAS, 1,4-Dioxane	Characterize/delineate petroleum groundwater contamination in south/southeastern portions of Site	30	(15-30) 15ft
MW-1 (GT-1)	TCL+30/TAL, PFAS, 1,4-Dioxane	Continued monitoring of existing monitoring well	25	(10-25) 15ft
MW-4 (GT-4)	TCL+30/TAL, PFAS, 1,4-Dioxane	Continued monitoring of existing monitoring well	25	(10-25) 15ft
MW-5 (GW-4)	TCL+30/TAL, PFAS, 1,4-Dioxane	Continued monitoring of existing monitoring well	28	NA
MW-6 (GW-3)	TCL+30/TAL, PFAS, 1,4-Dioxane	Continued monitoring of existing monitoring well	29	NA
MW-7	TCL+30/TAL, PFAS, 1,4-Dioxane	Continued monitoring of existing monitoring well	30	(20-30) 10ft

Groundwater samples will be analyzed by a NYSDOH ELAP-certified laboratory, and Category B deliverables will be requested on each sample chain of custody. In addition, QA/QC samples will be collected and analyzed as specified in the QAPP. Specifically, the number of duplicate, spiked and blank samples analyzed will be a minimum of one (1) duplicate for every 20 samples. For the aqueous matrix, field blanks will be collected at a frequency of one (1) per day. Samples to be analyzed for volatile organic compounds will be accompanied by a trip blank for each shipment and field blanks water matrix.

The wells will be sampled using the low-flow technique when possible. A flow rate of 100 ml to 250 ml per minute is used to purge the wells. Drawdown should not exceed 0.3 feet. At the initiation of low-flow purging, water levels and field parameters are recorded. Field parameters are then monitored every five minutes during low-flow purging using a flow-through cell. When three consecutive measurements of pH differ by 0.1 units or less, with ORP within 10 mv or less, turbidity varies 10 percent or less, conductivity differs by 3 percent or less and dissolved oxygen by 10 percent or less, sampling may begin. Flow-through cells allow continuous real-time readings. When the parameters stabilize, the flow-through cell is disconnected and sample bottles are filled directly from the tubing. If the parameters of a well do not stabilize in a timely manner, the groundwater sample will be collected after emptying three well volumes from the well being sampled. If a well runs dry prior to sampling it will be sampled after it has recovered to within 10 percent of its static level and SES will revert to a 3 well volume purge. In addition to water samples collected from the monitoring wells, two types of "blanks" will be collected and submitted to the chemical laboratory for analyses. The blanks will consist of 40 ml VOA vials, as follows:

- A trip blank will be prepared before the sample bottles are sent by the laboratory. It consists of a sample of distilled, deionized water that accompanies the other sample bottles into the field and back to the laboratory. A trip blank will be included with each shipment of samples where sampling and analysis for TCL volatiles is planned (water matrix only). The trip blank will be analyzed for TCL VOCs as a measure of potential contamination from background sources and their effect on the results.
- In order to check for contaminant carryover when non-dedicated sampling equipment is used, a rinsate blank will be submitted to the laboratory. This blank will also be analyzed for TCL VOCs.

3.3 SOIL VAPOR INVESTIGATION

SESI will collect ten (10) soil vapor samples from ten (10) soil vapor locations. In addition, collocated indoor air samples will be collected at sample RI-SV-1 and RI-SV-7, and an ambient air sample will be collected from the center of the property. The proposed soil vapor point locations are shown on **Figure 3.3**. The purpose of the soil vapor investigation is to assess the potential for vapor intrusion into future buildings.

The soil gas samples will be collected in accordance with the procedures of the NYSDOH October 2006 Guidance for Evaluating Soil Vapor Intrusion in the State of New York. Specifically, the soil vapor probes for sample locations RI-SV-1 to RI-SV-7 will be advanced using direct push sampling equipment and samples will be collected by installing vapor implants to a depth of 12 to 14 ft-bgs, which is the expected depth of the proposed development. Soil vapor probes for sample locations RI-SV-8 to RI-SV-10 will be advanced using direct push sampling equipment and samples will be collected by installing vapor implants to a depth of 4 to 6 ft-bgs, which corresponds to the depths of basements in existing buildings near the Site. A sacrificial vapor point connected to flexible tubing will be inserted into the borehole. The annular space of the borehole will be filled with sand and the surface will be sealed with bentonite to seal the surface. Prior to sampling, the tubing system will be purged of ambient air with a low-flow pump.

The soil vapor samples will be collected into laboratory-supplied 1-liter or 2.7-liter stainless-steel summa canisters. The summa canisters will be equipped with a manometer to verify the canister is under vacuum, and a flow controller will be set to a flow rate of 200 ml/min. A sample log sheet will be maintained summarizing sample identification, date and time of sample collection, sampling depth, identity of samplers, sampling methods and devices, soil vapor purge volumes, volume of the soil vapor extracted, vacuum of canisters before and after the samples are collected, apparent moisture content of the sampling zone, and chain of custody protocols. The vapor samples will be sent to a certified laboratory for analysis of VOCs in accordance with EPA Method TO-15. In addition to the soil vapor, collocated indoor air samples will be collected at sample RI-SV-1 and RI-SV-7. One (1) outdoor ambient background air sample will be collected with a 6-liter summa canister set to a flow rate of 100 ml/min. The field sampling procedures are described in the QAPP, which is included as **Appendix A**.

As part of the vapor sampling, a tracer gas will be used to serve as a QA/QC device to verify the integrity of the soil vapor probe seal. Helium will be used as the tracer gas, and a box will serve to keep it in contact with the probe during testing. A portable monitoring device will be used to analyze a sample of soil vapor for the tracer prior to sampling. If the tracer sample results show a significant presence of the tracer (> 10%), the probe seals will be adjusted to prevent infiltration. At the conclusion of the sampling round, tracer monitoring will be performed a second time to confirm the integrity of the probe seals. SESI's field sampling procedures are described in the QAPP presented in **Appendix A**. The proposed soil vapor sample points are presented in the **Table 3.3** below.

Table 3.3: Summary of Proposed Soil Vapor Sampling

Location Name	Location	Rationale	Sampling Depth (ft)	Sample Media	Summa canister Volume	Sample Type	Analysis
RV-SV1/IA-1	Northern portion of Site	Historic Site Operations and Beneath Footprint of Proposed Development	12 to 14 ft	Soil Vapor/Indoor Air	2.7 Liter	(200 mL/min)	TO-15
RI-SV2	Northeastern portion of Site	Historic Site Operations and Beneath Footprint of Proposed Development	12 to 14 ft	Soil Vapor	2.7 Liter	(200 mL/min)	TO-15
RI-SV3	Northeastern portion of Site	Historic Site Operations and Beneath Footprint of Proposed Development	12 to 14 ft	Soil Vapor	2.7 Liter	(200 mL/min)	TO-15
RI-SV4	Southeastern Portion of Site	Historic Site Operations and Beneath Footprint of Proposed Development	12 to 14 ft	Soil Vapor	2.7 Liter	(200 mL/min)	TO-15
RI-SV5	Southeastern Portion of Site	Historic Site Operations and Beneath Footprint of Proposed Development	12 to 14 ft	Soil Vapor	2.7 Liter	(200 mL/min)	TO-15
RI-SV6	Southern Portion of Site	Historic Site Operations and Beneath Footprint of Proposed Development	12 to 14 ft	Soil Vapor	2.7 Liter	(200 mL/min)	TO-15
RI-SV7/IA-2	Southern Portion of Site	Historic Site Operations and Beneath Footprint of Proposed Development	12 to 14 ft	Soil Vapor/Indoor Air	2.7 Liter	(200 mL/min)	TO-15
RI-SV8	Northern Portion of Site	Historic Site Operations and Beneath Footprint of Proposed Development	4 to 6 ft	Soil Vapor	2.7 Liter	(200 mL/min)	TO-15
RI-SV9	Eastern Portion of Site	Historic Site Operations and Beneath Footprint of Proposed Development	4 to 6 ft	Soil Vapor	2.7 Liter	(200 mL/min)	TO-15
RI-SV10	Northeastern Portion of Site	Historic Site Operations and Beneath Footprint of Proposed Development	4 to 6 ft	Soil Vapor	2.7 Liter	(200 mL/min)	TO-15

4.0 SITE PREPARATION: BUILDING DEMOLITION AND SUPPORT OF EXCAVATION INSTALLATION

4.1 BUILDING DEMOLITION

The proposed brownfield remediation project will remove any contaminated equipment and any chemical and hazardous waste from the building; demolish the existing building in coordination with the developer of the Hamilton Green BCP Site; remediate the environmental media at the Site; and then construct the proposed separate development on this Site. Site preparation, including building demolition, will take place prior to start of the soil excavation. Demolition of the existing structures is required to obtain access to the surface and subsurface sufficient to delineate the nature and extent of soil and groundwater impacts on the Site and to remediate the Site.

The Volunteer will retain a certified professional to perform a pre-demolition asbestos containing material (ACM) and lead-based paint (LBP), and PCB surveys and collect bulk material samples from the Site buildings. A New York State Department of Labor (NYSDOL) Certified Asbestos Inspector will perform asbestos inspections and collect bulk material samples from suspect ACM identified to be present on the interior and exterior of the Site buildings.

A NYSDOL Certified Project Monitor will perform the third-party project monitoring activities throughout the duration of abatement. Prior to the commencement of the abatement activities a Certified Project Monitor will collect pre-abatement air samples. Additionally, a Certified Project Monitor will collect area air samples continuously during each work shift for the whole duration of the abatement project. Air samples will be logged and transported under a chain-of-custody to a NYSDOH ELAP accredited laboratory. Community Air Monitoring Plan (CAMP) will be implemented during the demolition work and all remedial work.

Upon completion of the abatement activities, the Certified Project Monitor will conduct a visual inspection throughout each building to confirm that all surfaces abated contain no visible ACM, LBP or PCB debris or residue, and that all containerized waste has been removed from the facility. The Certified Project Monitor will collect air samples utilizing aggressive sampling procedures from random locations within the abatement work areas, as well as representative locations outside of the abatement work areas.

All demolition permits obtained will be included in and submitted to the NYSDEC as part of the Final Engineering Report (FER). After the completion of the demolition, all manifests for the disposal of the ACM, LBP or PCB material and non-ACM material will be provided to the NYSDEC as part of the FER.

Continuous air monitoring will be conducted for all ground intrusive activities and during the demolition of contaminated or potentially contaminated structures, and as a best practice during any demolition. Ground intrusive activities include, but are not limited to, soil/waste excavation and handling, test pitting or trenching, and the installation of soil borings or monitoring wells proposed.

The FER will include a section to document that building demolition was completed in accordance with all applicable regulations. It will include documentation of asbestos/lead surveys, asbestos and/or lead based paint abatement (as applicable), local demolition permitting, and proper off-site disposal of all materials.

4.2 SUPPORT OF EXCAVATION

Support of Excavation (SOE) is planned to be installed along the Site perimeter to prepare for the full excavation of Site soils as the Site remedy. The proposed SOE system will extend below existing grade to a depth required to allow for the safe excavation of the Site. The SOE will be installed on the property line/Site boundary. To facilitate an efficient and safe installation of the SOE system, a work area/trench will be excavated to depth the of approximately 5 feet and a width of approximately 15 feet. This excavation will level the ground surface to create a platform for the proper alignment and leveling of the SOE system, and to permit the installation of the requisite tie-backs that provide the structural stability of the SOE necessary to allow full excavation of the Site. This SOE work will be conducted during the Site RI work.

Design and installation of the SOE system will support the structural stability of the potential excavation and will be designed to prevent impacts to off-site structures. Limited soil excavation/disturbance (up to 5 feet below existing grade) may result around the interior perimeter of the Site during the installation of the SOE. This soil disturbance will allow for leveling of the grade to install the SOE only and is not for structural purposes. All the disturbed soils will be staged near its excavation location and will not be moved or stockpiled around the Site, and there will be no off-site disposal of the soils during the SOE installation. Any stockpiles left overnight

will be covered with plastic sheeting. Grossly contaminated soil (if encountered) will be segregated, placed on ploy sheeting, and covered prior to off-Site disposal. Soil stockpiles will be encircled with silt fences. Hay bales will be used as needed near catch basins, surface waters and other discharge points. Disturbed soil will be backfilled in the same area from which it originated following SOE installation activities. No soil is anticipated to be re-used on-Site. All soil disturbed during the SOE installation will be removed under the IRM activities discussed in Section 5.1 below. Any disturbed asphalt may be stockpiled temporarily during SOE installation and will remain onsite until proper disposal of the asphalt as construction and demolition (C/D) debris can be arranged. Further details regarding soil management during SOE installation are detailed in Section 5.3 below.

All the SOE installation work and any associated soil excavation work described above will be conducted under the CAMP and Health and Safety Plan (HASP) along with any other required dust control measures. Site security will include a tarped chain-link fence or plywood fence that will serve as a secondary dust control measure.

5.0 INTERIM REMEDIAL MEASURES (IRM)

5.1 IRM SOIL EXCAVATION

The IRM will consist of excavating the Site to remediate soil by removal. It has come to our attention that the schedule for this project has rapidly accelerated. The proposed IRM actions in sequence are listed below:

1. Upon completion of the RI that will determine the remedial excavation depths, all the soils exceeding the Track 1 USCOs within the installed SOE will be excavated. Prior to soil excavation, the Site will be secured with fencing and locking gates. In addition, the existing monitoring wells will be decommissioned in accordance with CP-43 and reported in the RIR. The SOE will ultimately act as a support for the excavation of the on-Site contaminated soil. Once the Site is fully excavated, the SOE will be waterproofed and will remain at the Site, and to be integrated into the building construction as a permanent barrier to minimize the migration of water moisture into the subgrade level.
2. If any impacted soil remains between the SOE and property border, it will be addressed in a Remedial Action Work Plan (RAWP). This IRM excavation will remove all contaminated fill and soil at the Site to achieve a Track 1 unrestricted use cleanup. The Site-related contaminants are not easily detected via visual and olfactory evidence; therefore, sample analysis will be the primary method of confirming excavation endpoints. Sidewall sampling will not be conducted at the property interior boundaries as SOE will be installed around the entire boundary of the Site.
3. Any groundwater encountered during the excavation will be dewatered in accordance with the dewatering plan as detailed in Section 5.4 below;
4. Application of Oxygen Releasing Compound (ORC) directly to open excavations to address residual groundwater contamination. An ORC design will be prepared to determine the quantity and area of application. The ORC design will be shared with NYSDEC for approval prior to application.
5. Documentation of all appropriate off-Site disposal of all material removed from the Site in accordance with all Federal, State and local rules and regulations for handling, transport, and disposal;
6. All responsibilities associated with the interim remedial measure, including permitting requirements and pretreatment requirements, will be addressed in accordance with all

applicable Federal, State and local rules and regulations and overseen and certified by the SESI Remedial Engineer of Record described below.

Required excavation depths will be varied based upon contaminant depths determined during the previous and future subsurface sampling and the Site elevation. A plan depicting the remedial excavation area will be prepared based on this data and provided to NYSDEC prior to implementing the soil IRM. It is anticipated that the soil IRM will be implemented prior to completion of the final approved RIR, however, the final remedial excavation map will also be included in the Remedial Investigation Report.

A RAWP for any required remediation of residual groundwater and soil vapor contamination will be provided, if required, in a separate RAWP after the completion of the RI and IRM as described in this document.

5.2 STORM WATER POLLUTION PREVENTION PLAN (SWPPP)

An SWPPP will be prepared prior to start of remediation or construction work. The SWPPP will address requirements of the New York State Storm-Water Management Regulations including physical methods to control and/or divert surface water flows and to limit the potential for erosion and migration of Site soils, via wind or water.

The erosion and sediment controls included in the SWPPP will be in conformance with requirements presented in the New York State Guidelines for Urban Erosion and Sediment Control and will be thoroughly analyzed.

5.3 SOIL/MATERIALS MANAGEMENT PLAN

5.3.1 SOIL SCREENING METHODS

Visual, olfactory and PID soil screening and assessment will be performed by a qualified environmental professional during all remedial and development excavations into known or potentially contaminated material (Residual Contamination Zone). PID readings will be reported on the field notebook. PID readings above 50 ppm and that are correlated with an odor in the soil will be flagged for additional sampling if required by the receiving facility. Soil screening will be

performed regardless of when the invasive work is done and will include all excavation and invasive work performed during the remedy and during development phase, such as excavations for foundations and utility work, prior to issuance of the Certificate of Completion.

All primary contaminant sources identified during Site Characterization, Remedial Investigation, and Remedial Action will be surveyed by a surveyor licensed to practice in the State of New York. This information will be provided on maps in the Final Engineering Report.

Screening will be performed by qualified environmental professionals. Resumes will be provided for all personnel responsible for field screening (i.e. those representing the Remedial Engineer) of invasive work for unknown contaminant sources during remediation and development work.

5.3.2 STOCKPILE METHODS FOR CONTAMINATED SOIL

Stockpiles of contaminated materials, if needed, will be inspected at a minimum once each week and after every storm event. Results of inspections will be recorded in a logbook and maintained at the Site and available for inspection by NYSDEC.

Stockpiles will be kept covered at all times with appropriately anchored tarps. Stockpiles will be routinely inspected, and damaged tarp covers will be promptly replaced. Contaminated soil stockpiles will be placed on poly sheeting.

Soil stockpiles will be encircled with silt fences. Hay bales will be used as needed near catch basins, surface waters and other discharge points.

5.3.3 MATERIALS EXCAVATION AND LOAD OUT

The Remedial Engineer or a qualified environmental professional under his/her supervision will oversee all invasive work and the excavation and load-out of all excavated material.

The Applicant and its contractors are solely responsible for safe execution of all invasive and other work performed under this Plan.

The presence of utilities and easements on the Site has been investigated during the remedial investigation work. It has been determined that no risk or impediment to the planned work under this RI/IRMWP is posed by utilities or easements on the Site.

Loaded vehicles leaving the Site will be appropriately lined, tarped, securely covered, manifested, and placarded in accordance with appropriate Federal, State, local, and NYSDOT requirements (and all other applicable transportation requirements).

A truck wash associated with construction activities will be operational during construction. A truck wash is always required for large soil excavation projects such as this. The truck wash station will be lined with a 20 MIL geotextile fabric that will contain the wash water. The wash water will be conveyed by gravity to a sump pit and pumped to a holding tank prior to treatment. The Remedial Engineer will be responsible for ensuring that all outbound trucks are not causing any off-site tracking of the contaminated soils.

Locations where vehicles enter or exit the Site will be inspected daily for evidence of off-Site sediment tracking. The Remedial Engineer will ensure that all egress points for truck and equipment transported from the Site will be clean of dirt and other materials derived from the Site during Site remediation and development. Cleaning of the adjacent streets will be performed as needed to maintain a clean condition with respect to site-derived materials.

The Volunteer and associated parties preparing the remedial documents submitted to the State, and parties performing this work, are completely responsible for the safe performance of all invasive work, the structural integrity of excavations, and for structures that may be affected by excavations (such as building foundations and bridge footings).

The Remedial Engineer will ensure that Site development activities will not interfere with, or otherwise impair or compromise, remedial activities proposed in this RI/IRMWP.

5.3.4 MATERIALS TRANSPORT OFF SITE

All transport of materials will be performed by licensed haulers in accordance with appropriate local, State, and Federal regulations, including 6 NYCRR Part 364. Haulers will be appropriately licensed and trucks properly placarded.

Truck transport routes are provided as **Figure 5.1**. All trucks loaded with Site materials will exit the vicinity of the Site using only these approved truck routes.

Proposed in-bound and out-bound truck routes to the Site will take into account: (a) limiting transport through residential areas and past sensitive sites; (b) use of city mapped truck routes; (c) limiting total distance to major highways; (d) promoting safety in access to highways; (e) overall safety in transport; and (f) community input, which will be sought via the Citizen Participation Plan (CPP), included in **Appendix D**.

Trucks will be prohibited from stopping and idling in the neighborhood outside the project Site. Egress points for truck and equipment transport from the Site will be kept clean of dirt and other materials during Site remediation and development. Queuing of trucks will be performed on-Site in order to minimize off-Site disturbance. Off-Site queuing will be prohibited.

Material transported by trucks exiting the Site will be secured with tight-fitting covers. Loose-fitting canvas-type truck covers will be prohibited. If loads contain wet material capable of producing free liquid, truck liners will be used.

A tracking pad will be installed at the Site egress to ensure clean-up of the soils from the truck tires. Track tires will be washed. Truck wash waters will be contained on-site with proper sloping of the tracking pad towards the Site.

5.3.5 MATERIALS DISPOSAL OFF-SITE

Approval from appropriate disposal facilities will be received prior to start of work. All soil/fill/solid waste excavated and removed from the Site will be treated as contaminated and regulated material and will be disposed in accordance with all local, State (including 6NYCRR Part 360) and Federal regulations. If disposal of soil/fill from this Site is proposed for unregulated disposal (i.e. clean soil removed for development purposes), a formal request with an associated plan will be made to NYSDEC's Project Manager. Unregulated off-Site management of materials from this Site will not be undertaken without formal NYSDEC approval.

Material that does not meet Track 1 unrestricted SCOs is prohibited from being taken to a New York State recycling facility (6NYCRR Part 360-16 Registration Facility). Each load of soil

transported to an off-Site disposal facility must be appropriately manifested. Trucking contractors must have valid 6 NYCRR Part 364 permits and be appropriately permitted to transport materials to the targeted disposal facilities. The contractor shall submit counter-signed manifests from each disposal facility to SESI.

The following documentation will be obtained and reported by the Remedial Engineer for each disposal location used in this project to fully demonstrate and document that the disposal of material derived from the Site conforms with all applicable laws: (1) a letter from the Remedial Engineer or Volunteer to the receiving facility describing the material to be disposed and requesting formal written acceptance of the material. This letter will state that material to be disposed is contaminated material generated at an environmental remediation Site in New York State. The letter will provide the project identity and the name and phone number of the Remedial Engineer. The letter will include as an attachment a summary of all chemical data for the material being transported (including Site Characterization data); and (2) a letter from all receiving facilities stating it is in receipt of the correspondence (above) and is approved to accept the material. These documents will be included in the Construction Completion Report (CCR).

Non-hazardous historic fill and contaminated soils taken off-Site will be handled, at minimum, as a Municipal Solid Waste per 6NYCRR Part 360-1.2. Historical fill and contaminated soils from the Site are prohibited from being disposed at Part 360-16 Registration Facilities (also known as Soil Recycling Facilities).

Soils that are contaminated but non-hazardous and are being removed from the Site are considered by the Division of Materials Management (DMM) in NYSDEC to be Construction and Demolition (C/D) materials with contamination not typical of virgin soils. These soils may be sent to a permitted Part 360 landfill. They may be sent to a permitted C/D processing facility without permit modifications only upon prior notification of NYSDEC Region 3 DMM. This material is prohibited from being sent or redirected to a Part 360-16 Registration Facility. In this case, as dictated by DMM, special procedures will include, at a minimum, a letter to the C/D facility that provides a detailed explanation that the material is derived from a NYSDEC remediation Site, that the soil material is contaminated and that it must not be redirected to on-site or off-site Soil Recycling Facilities. The letter will provide the project identity and the name and phone number

of the Remedial Engineer. The letter will include as an attachment a summary of all chemical data for the material being transported.

The FER will include an accounting of the destination of all material removed from the Site during this RI/IRMWP, including excavated soil, contaminated soil, historic fill, solid waste, and hazardous waste, non-regulated material, and fluids. Documentation associated with disposal of all material must also include records and approvals for receipt of the material. This information will also be presented in a tabular form in the FER.

Bill of Lading system or equivalent will be used for off-Site movement of non-hazardous wastes and contaminated soils. This information will be reported in the Final Engineering Report.

Hazardous wastes, if any, derived from on-site will be stored, transported, and disposed of in full compliance with applicable local, State, and Federal regulations.

Appropriately licensed haulers will be used for material removed from this Site and will be in full compliance with all applicable local, State and Federal regulations. A truck staging area and truck route have been established, illustrated on the Truck Transport Routes included **Figure 5.1**.

Waste characterization sampling will be performed for off-site disposal in a manner suitable to the receiving facility and in conformance with applicable permits. Sampling and analytical methods, sampling frequency, analytical results and QA/QC will be reported in the RIR report. All data available for soil/material to be disposed at a given facility must be submitted to the disposal facility with suitable explanation prior to shipment and receipt. Final manifests shall be submitted to the NYSDEC as well.

5.4 FLUIDS MANAGEMENT

All liquids to be removed from the Site, including dewatering fluids, will be handled, transported and disposed in accordance with applicable local, State, and Federal regulations. If any liquids need to be discharged into the sewer system, then approval by local utility authority and NYSDEC will be sought prior to the discharge. Any water discharge to the sewer system will be treated to meet the permitted discharged parameters. The treatment system for the contaminated groundwater will include pumping the water from the excavation into a settling tank. The water will then be pumped through bag filters to remove sediments and through granular activated

carbon to remove dissolved contamination. The water will be discharged to a clean water tank prior to discharge to the sewer system subject to the approval of the city of White Plains and the Westchester County Department of Environmental Facilities. Dewatered fluids will not be recharged back to the land surface or subsurface of the Site without DEC approval.

Water generated during remedial construction will not be discharged to surface waters (i.e. a local pond, stream or river) without a SPDES permit.

5.5 BACKFILL FROM OFF-SITE SOURCES

Material imported to be used on-Site as backfill will be sampled in accordance with DER-10 Table 5.4 (e) 10 at a frequency of, two (2) composite and seven (7) discrete samples per 1,000 cubic yards of material from each off-Site borrow area. If more than 1,000 cubic yards of soil are needed one (1) additional composite and two (2) additional discrete samples will be collected per each additional 1,000 cubic yards. The samples will be analyzed for target compound list (TCL) VOCs, TCL SVOCs, pesticides, PCBs, and TAL metals, including cyanide. The soil may be used as cover material provided that all parameters meet the USCOs, per the NYSDEC regulatory requirements. The imported material, if needed, will be sampled in accordance with DER-10 Section 5.4 (e) Table 5.4 (e)10 and paragraph 10. In addition, composite samples will be collected for emerging contaminants in accordance with the NYSDEC Sampling, Analysis, and Assessment of Per-and-Polyfluoroalkyl Substances (June 2021).

All materials proposed for import onto the Site, will meet the USCO, will be approved by the Remedial Engineer and will be in compliance with provisions in this RI/IRM WP prior to receipt at the Site. A "Soil Reuse/Import" form will be submitted to the NYSDEC for pre-approval prior to importing any soils on-Site. Bills of Lading or equivalent documentation will be obtained to track the amount soil arriving onto the Site and verify the source of soil being imported.

Material from industrial sites, spill sites, other environmental remediation sites or other potentially contaminated sites will not be imported to the Site.

The Final Engineering Report will include the following certification by the Remedial Engineer: "I certify that all import of soils from off-Site, including source evaluation, approval and sampling,

has been performed in a manner that is consistent with the methodology defined in the RIWP/IRMWP”.

All imported soils will meet NYSDEC approved backfill or cover soil quality objectives for this Site. Non-compliant soils will not be imported onto the Site without prior approval by NYSDEC. Nothing in the approved RIWP/IRMWP or its approval by NYSDEC will be construed as an approval for this purpose.

Soils that meet ‘exempt’ fill requirements under 6 NYCRR Part 360, but do not meet backfill or cover soil objectives for this Site, will not be imported onto the Site without prior approval by NYSDEC. Nothing in this RI/IRM WP will be construed as an approval for this purpose.

Solid waste will not be imported onto the Site.

Trucks entering the Site with imported soils will be securely covered with tight fitting covers.

5.6 CONTINGENCY PLAN

If underground tanks or other previously unidentified contaminant sources are found during on-Site IRM excavation, sampling will be performed on product, sediment and surrounding soils, etc. Chemical analytical work will be for full scan parameters (TAL metals, TCL volatiles and semi-volatiles, TCL pesticides, PCBs, PFAS and 1,4-dioxane). These analyses will be limited to CP-51 parameters, where tanks are identified, only with prior approval by NYSDEC. If an underground tank(s) is encountered, the tank(s) will be registered, if required, and reported in a separate tank closure report documenting the discovery, location(s), sampling, tank contents and tank content disposal. The tank closure report will be appended to the RIR.

Identification of unknown or unexpected contaminated media identified by screening during invasive Site work will be promptly communicated by phone to NYSDEC’s Project Manager and included in the daily reports submitted to NYSDEC and NYSDOH. These findings will be also included in the weekly and periodic electronic media reports.

5.7 ODOR, DUST, AND NUISANCE CONTROL PLAN

Odor, dust and nuisance control will be in accordance with the site-specific Health and Safety Plan (HASP) and CAMP. The HASP is discussed in Section 14 of this report and provided in **Appendix E**. The CAMP is discussed in Section 15 of this report and provided in **Appendix F**.

5.7.1 ODOR CONTROL PLAN

This odor control plan is designed to control emissions of nuisance odors off-Site. If nuisance odors are identified, work will be halted, and the source of odors will be identified and corrected. Work will not resume until all nuisance odors have been abated. NYSDEC and NYSDOH will be notified of all odor events and of all other complaints about the project within 24 hours. Implementation of all odor controls, including the halt of work, will be the responsibility of the Volunteer's Remedial Engineer, who is responsible for certifying the Final Engineering Report.

All necessary means will be employed to prevent on- and off-Site nuisances. At a minimum, procedures will include: (a) limiting the area of open excavations; (b) shrouding open excavations with tarps and other covers; and (c) using approved foams to cover exposed odorous soils. If odors develop and cannot be otherwise controlled, additional means to eliminate odor nuisances will include: (d) direct load-out of soils to trucks for off-Site disposal; (e) use of chemical deodorants in spray or misting systems; and, (f) use of staff to monitor odors in surrounding neighborhoods.

Where odor nuisances have developed during remedial work and cannot be corrected, or where the release of nuisance odors cannot otherwise be avoided due to on-Site conditions or close proximity to sensitive receptors, odor control will be achieved, as appropriate, by a combination of work stoppages, sheltering excavation and handling areas under tented containment structures equipped with appropriate air venting/filtering systems.

5.7.2 DUST-CONTROL PLAN

A dust suppression plan that addresses dust management during invasive on-Site work, will include, at a minimum, the items listed below:

- Dust suppression will be achieved through the use of a dedicated on-Site water truck for road wetting. The truck will be equipped with a water cannon capable of spraying water directly onto off-road areas including excavations and stockpiles.
- Clearing and grubbing will be done in stages to limit the area of exposed, unvegetated soils vulnerable to dust production.
- Gravel will be used on roadways to provide a clean and dust-free road surface.
- On-Site roads will be limited in total area to minimize the area required for water truck sprinkling.

Other Nuisances

A plan for rodent control will be developed and utilized by the contractor prior to and during Site clearing and Site grubbing, and during all remedial work.

A plan will be developed and utilized by the contractor for all remedial work and will conform, at a minimum, to local noise control standards.

6.0 DECONTAMINATION AND IDW

Equipment utilized for ground intrusive activities (i.e. borings and wells) will be decontaminated between each boring. Equipment utilized for sample collection (i.e. spoons, trowels) will be decontaminated between each sample unless disposable equipment is utilized. Appropriate decontamination areas will be established to support work being conducted in each area of the Site. PFAS-free certified deionized water, supplied from the laboratory, will be used for the decontamination of the sampling tools if needed. Locally supplied water, if available, or water supplied by the driller in a tank, will be used to decontaminate the equipment.

All investigative derived waste (IDW) of soil cuttings and purged groundwater will be containerized, sampled, and properly disposed of pursuant to DER-10 requirements. Disposable sampling equipment, including macro core liners, spoons, gloves, bags, paper towels, and PPE that contacts environmental media, will be double bagged and disposed of as municipal trash in a facility trash dumpster as non-hazardous refuse.

7.0 SURVEY

After the RI sampling scope is completed, a survey will be completed that includes the locations and elevations of all the monitoring wells, soil borings, and soil vapor points. Survey datum will be provided relative to NAD83. Elevation datum will be provided relative to NAVD88.

8.0 HUMAN HEALTH EXPOSURE ASSESSMENT

A qualitative human health exposure assessment will be performed for the Site in accordance with the New York State Department of Health's Qualitative Human Health Exposure Assessment guidance document. Sampling data, along with the physical conditions of the contaminant sources or physical hazards near the Site, will be reviewed. Potential on-Site and off-Site exposures will be evaluated. The exposure assessment will describe the nature and size of the population exposed, or potentially exposed, to the contaminants that are present at, or migrating from the Site, and will characterize the exposure setting, identify exposure pathways, and evaluate contaminant fate and transport.

Several objectives will be met by the exposure assessment. First, applicable Site information and characterization data for environmental media of concern will be evaluated. Applicable SCGs, including Part 375 SCOs and CP-51 SCOs for soil, and AWQS for groundwater and surface water, will be applied. Second, a qualitative assessment will be made if there is a potential for off-Site migration of any contaminants.

An assessment of current and future Site activities and Site use will be conducted in relation to potential human exposure. Next, potential exposure pathways will be identified, and each aspect of the potential exposure pathway will be evaluated. Soil, soil vapor, and groundwater contamination will be addressed and the impact of remediation on future exposure scenarios will be analyzed.

9.0 FISH AND WILDLIFE IMPACT ANALYSIS

A Fish and Wildlife Resources Impact Analysis (FWIA) Decision Key will be completed prior to the excavation work to determine if a FWIA is needed. Contaminant migration pathways and any fish and wildlife exposure pathways will be identified. As stated in the FWIA, "if no resources are associated with the site or if there is no potential for contaminant migration to the resources, then only the necessary information to support that conclusion should be provided."

If resources are identified, or migration pathways exist, a FWIA will be completed and submitted as part of the RI Report. The FWIA would include qualitative estimates of the following: 1) the routes, intensity, frequency, and duration of actual or potential exposures to chemicals; 2) the nature and size of the population exposed to the contaminants that are present at or migrating from the Site; 3) the exposure setting and possible exposure pathways; and 4) contaminant fate and transport.

A Fish & Wildlife assessment is not anticipated for this Site due to its urban location and distance from surface water bodies and wildlife areas.

10.0 DUSR

Following the completion of the laboratory analysis program, a Data Usability Summary Report (DUSR) will be completed for the lab data and included as part of the RI Report. The DUSR will include available datasets from previous investigations, as well as data from this phase of Site characterization. The DUSR is carried out as specified in DER-10 to evaluate the quality control measures that were implemented during the field and laboratory analytical programs, with the objective of determining whether the reported analytical data are representative and usable for decision making. The DUSR will evaluate whether the data are technically defensible (i.e. were all analytical data requirements met and documented?). Data usability analysis reviews the Site data to determine whether they are adequate to draw conclusions regarding the nature and extent of contamination.

The items that will be reviewed as part of the DUSR will include the following:

- Completeness (number of samples collected and analyzed compared to plans)
- Chains of custody are complete and accurate
- Holding times
- Instrument calibration
- Relative percent difference between field duplicates
- Reasonableness of data (e.g. relationships between total and soluble analytes)
- Blank contamination

The DUSR will be conducted in accordance with guidelines provided under Appendix 2B of DER-10. The Site-specific QAPP is included in **Appendix A**.

11.0 REMEDIAL INVESTIGATION REPORT

Following the completion of the RI activities and the receipt of sample results, a RIR will be prepared. The RIR will summarize the activities completed during the RI including analytical results, well construction and sampling logs, waste characterization information for disposal purposes, conclusions from the FWIA if necessary, a DUSR and laboratory data packages. Scaled figures showing the sample locations and areas of contamination exceeding applicable standards will be prepared for soil, soil vapor, and groundwater. Sampling results will be summarized and discussed and the need for additional investigation and remediation will be evaluated. In addition, analytical summary tables will be prepared for soil, soil vapor, and groundwater compared to applicable standards.

The RIR will also include: 1) a summary of the Site history and previous investigations, 2) a description of current site conditions, 3) the identification of exposure pathways via a Qualitative Human Health Exposure Assessment; an analysis of the results, 4) a description of the nature and extent of the contamination; and 5) detailed conclusions with recommendations.

Analytical data collected during the Remedial Investigation and previous data used for the selection of the remedy will be submitted in the NYSDEC approved Electronic Data Deliverable (EDD) format. EDDs will be prepared using the DEC's Environmental Information Management System (EIMS) database software application EQUIS™ for submission.

12.0 CONSTRUCTION COMPLETION REPORT

The reporting of the IRM will be included in a Construction Completion Report to be completed in accordance with DER-10 following the conclusion of IRM activities and submitted to NYSDEC. The CCR will also be attached to and referenced in the FER for the Site.

The CCR will include the following:

- A comprehensive account of the locations and characteristics of all material removed from the Site including the surveyed map(s) of all sources.
- An accounting of the destination of all material removed from the Site, including excavated contaminated soil, historic fill, solid waste, hazardous waste, non-regulated material, and fluids. Documentation associated with disposal of all material will include records and approvals for receipt of the material.
- As-built drawings for all constructed elements, certifications, manifests, and bills of lading
- A description of the changes in the IRM from the elements provided in this IRMWP and associated design documents.
- A tabular summary of all performance evaluation sampling results and other sampling and chemical analysis performed as part of the IRM.
- Written and photographic documentation of all remedial work performed under the IRM.
- A thorough summary of all residual contamination left on the Site after the IRM is complete, if applicable, and an explanation for why the material was not removed as part of the IRM.

13.0 QUALITY ASSURANCE/QUALITY CONTROL

Quality Assurance and Quality Control (QA/QC) is addressed in the Quality Assurance Project Plan (QAPP) included as **Appendix A**. The QAPP outlines procedures to be followed for sampling and analysis to ensure quality of the results. A DUSR will be prepared with the final reports to document the reliability of the sample results.

14.0 HEALTH AND SAFETY PLAN

A Site-specific Health and Safety Plan (HASP) has been prepared and is included as **Appendix**

E. All on-Site personnel and visitors involved in the RI will be required to read and sign the HASP prior to entry of the Site.

15.0 COMMUNITY AIR MONITORING

A Community Air Monitoring Plan (CAMP) is provided as **Appendix F**, in accordance with DER-10 requirements for remedial investigation. The CAMP sets forth air monitoring procedures that will be utilized to measure airborne emissions during the RI, in order to minimize the release of contaminants to off-Site areas.

Periodic monitoring for VOCs will be conducted during non-intrusive activities such as the collection of soil and sediment samples or the collection of groundwater samples from existing monitoring wells. "Periodic" monitoring during sample collection consists of taking a reading upon arrival at a sample location, monitoring while opening a well cap or overturning soil, monitoring during well baling/purging, and taking a reading prior to leaving a sample location. In some instances, depending upon the proximity of potentially exposed individuals, continuous monitoring may be required during sampling activities. Examples of such situations include groundwater sampling at wells on the curb of a busy urban street, in the midst of a public park, or adjacent to a school or residence.

Particulate concentrations will be monitored continuously at the upwind and downwind perimeters of the exclusion zone at temporary particulate monitoring stations. The particulate monitoring will be performed using real-time monitoring equipment capable of measuring particulate matter less than 10 micrometers in size (PM-10) and capable of integrating over a period of 15 minutes (or less) for comparison to the airborne particulate action level. The equipment must be equipped with an audible alarm to indicate exceedance of the action level. In addition, fugitive dust migration will be visually assessed during all work activities.

When work areas are within 20 feet of potentially exposed populations or occupied structures, the continuous monitoring locations for VOCs and particulates must reflect the nearest potentially exposed individuals and the location of ventilation system intakes for nearby structures. The use of engineering controls such as vapor/dust barriers, temporary negative-pressure enclosures, or special ventilation devices should be considered to prevent exposures related to the work activities and to control dust and odors. Consideration will be given to implementing the planned activities when potentially exposed populations are at a minimum, such as during weekends or evening hours in non-residential settings.

16.0 CITIZEN PARTICIPATION

Citizen participation activities will be performed throughout the RI process to involve and inform the public. The specific citizen participation activities to be performed are outlined in the Citizen Participation Plan (CPP), included as **Appendix D**.

17.0 REMEDIAL INVESTIGATION SCHEDULE

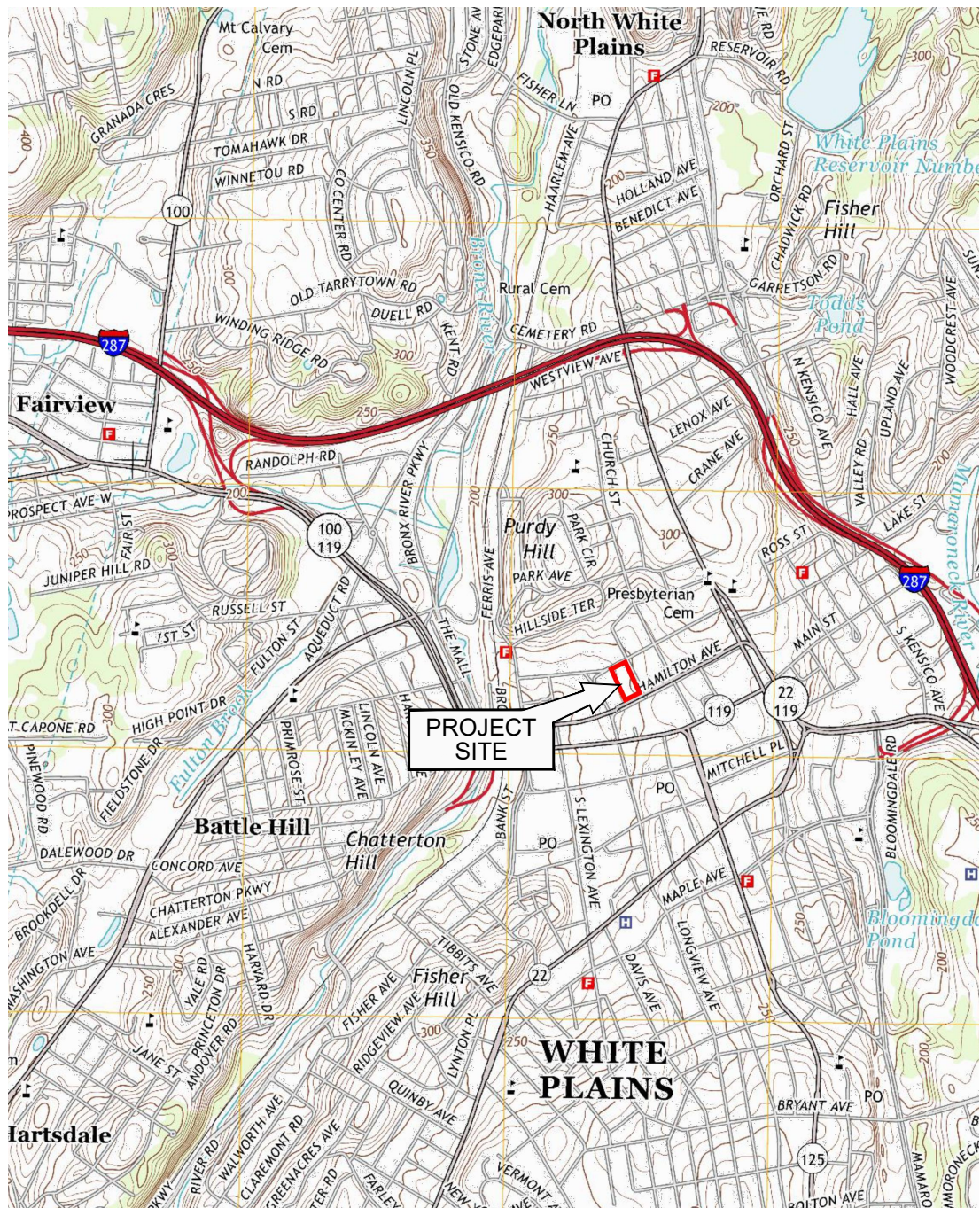
The proposed remedial investigation schedule is presented on **Table 17.1** below.

Table 17.1: Proposed Remedial Investigation Schedule

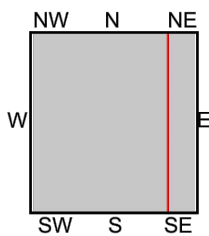
Activity	Estimated StartDate and Anticipated Time Frame
Remedial Investigation – Soil, Soil Waste Characterization, Groundwater, and Soil Vapor Sampling	April 2022 3 weeks
Demolition 2 months for Unit 1	April 2022 2 months
Remedial Investigation Report Submitted to the NYSDEC	End of May 2022
Submit RAWP	End of June 2022
Support of Excavation Installation	Mid May 2022 2 months
Soil Interim Remedial Action	June 2022 2 months
RAWP Approval and Decision Document	September 2022
Submit Construction Completion Report (CCR)	End of August 2022
Installation of ORC Once Excavation per IRM is Completed	End of July 2022
Submit FER and SMP if needed	October 2022
Completion of Completion	December 2022

Figures

N:\ACAD\11793\PHASE II\PARCEL 1\11793 FIG-1.1 SITE LOCATION MAP.DWG 08/02/21 03:33:13PM, jenny, LAYOUT:FIG-1.1



This report includes information from the following map sheet(s).



TP, White Plains, 2013, 7.5-minute
NE, Glenville, 2012, 7.5-minute



200 HAMILTON AVENUE
WHITE PLAINS, NY

SITE LOCATION PLAN

SESI
CONSULTING
ENGINEERS

SOILS / FOUNDATIONS
SITE DESIGN
ENVIRONMENTAL

12A MAPLE AVE. PINE BROOK, N.J. 07058 PH: 973-808-9050

FIG-1.1

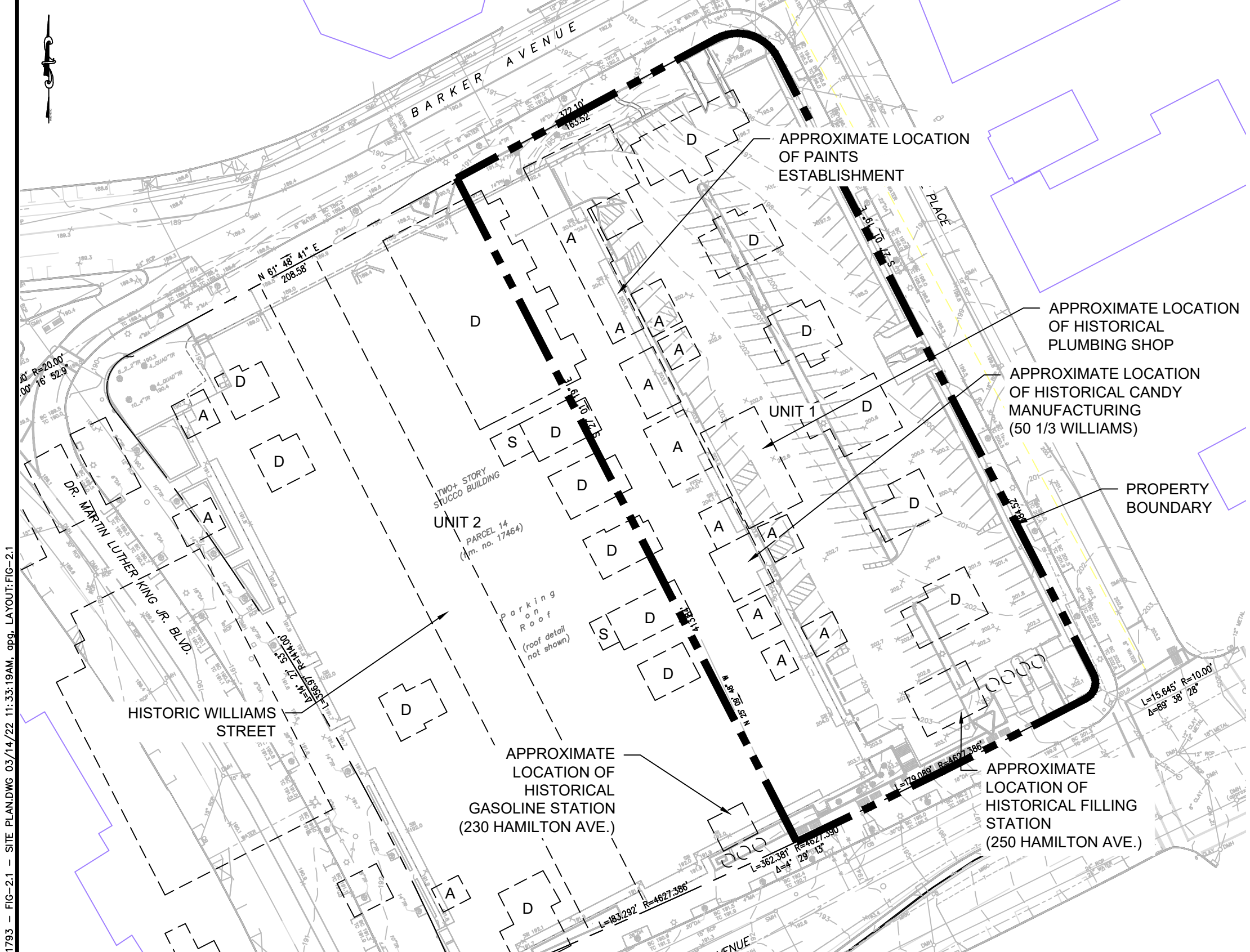
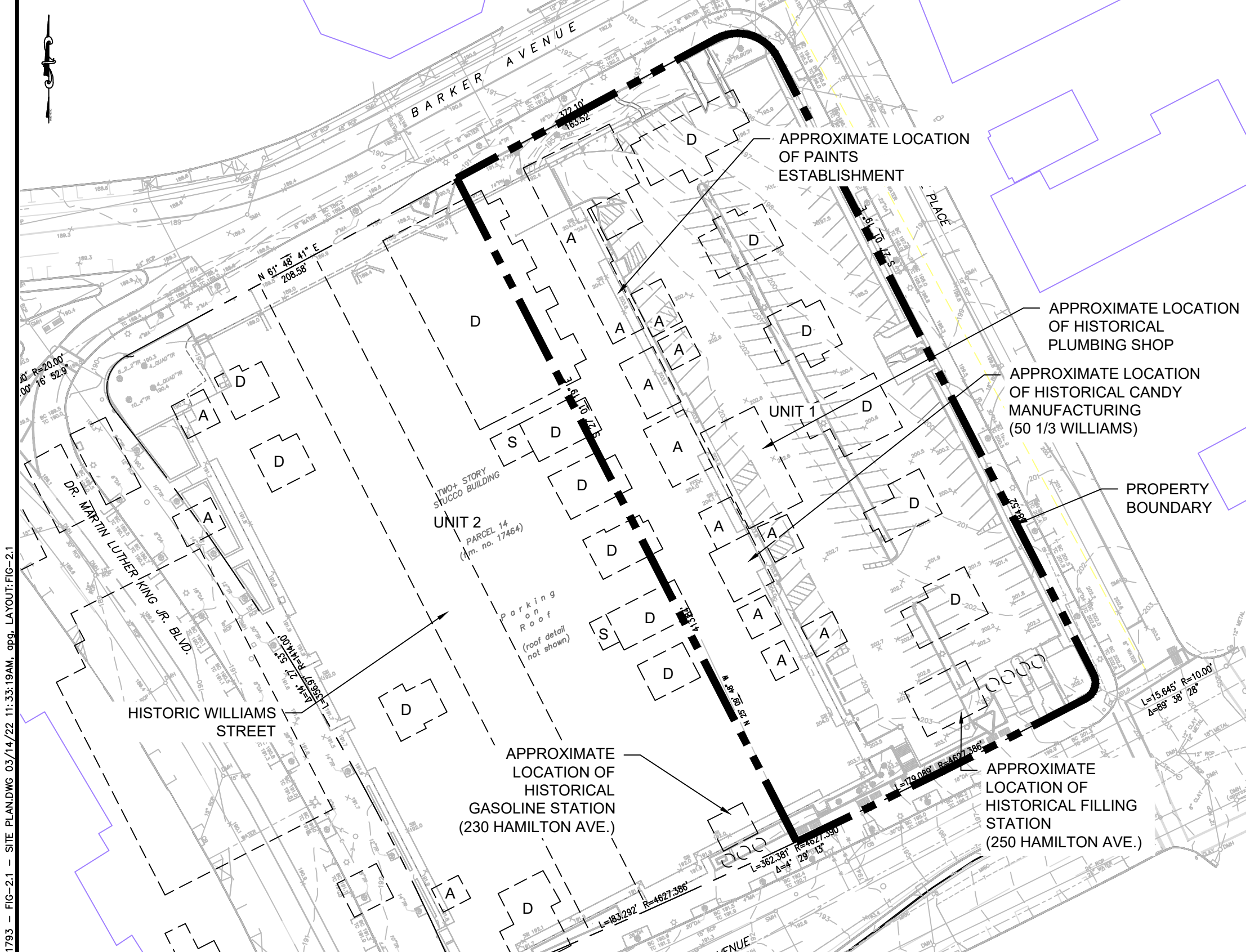
DRAWN BY: yy

CHECKED BY: SG

SCALE: N.T.S.

DATE: 08/02/2021

JOB NO.: 11793



LEGEND:

- A - HISTORICAL AUTO STORAGE/GARAGE
- D - HISTORICAL RESIDENTIAL DWELLINGS AND APARTMENTS
- S - STORES

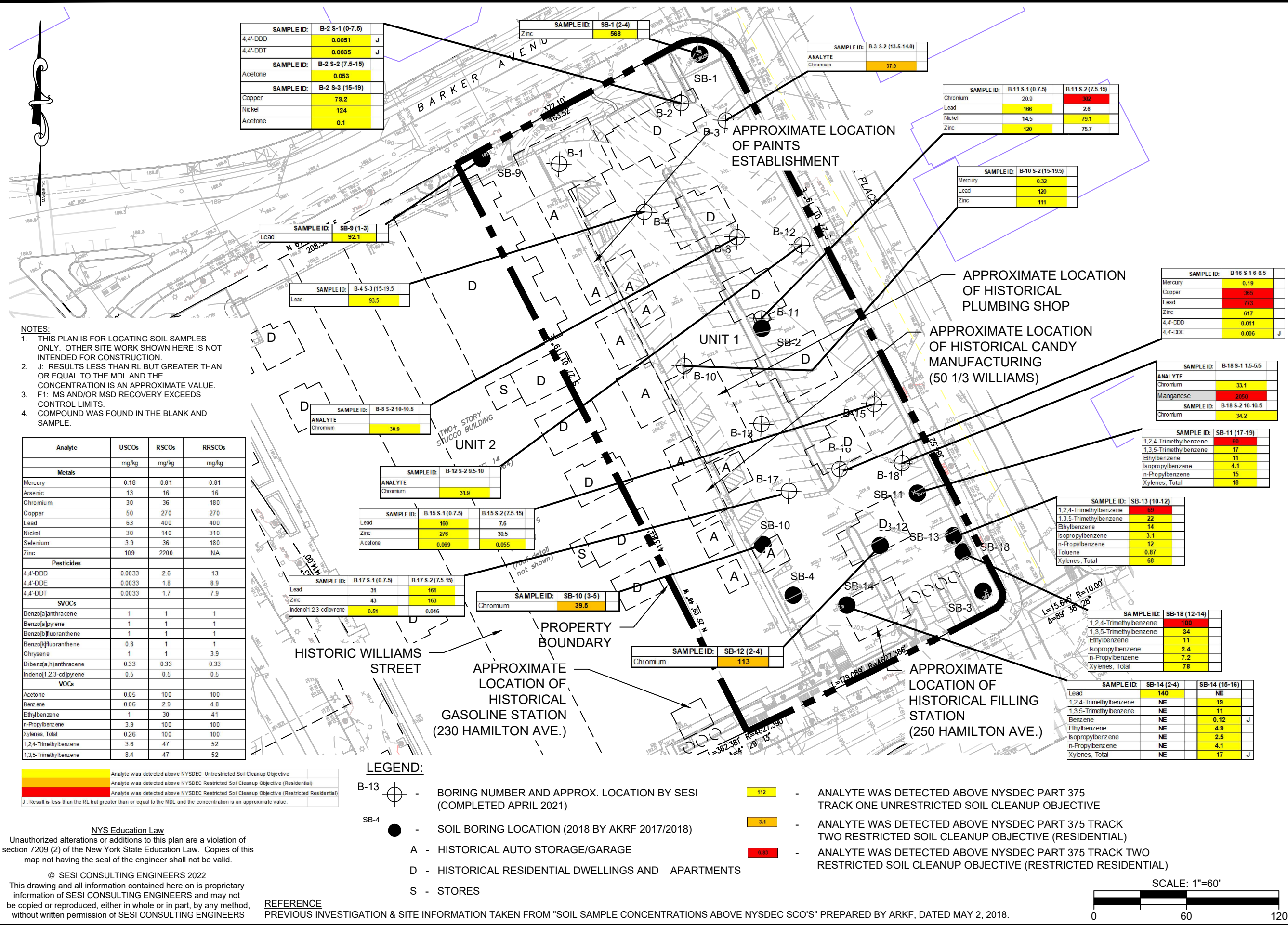
SCALE: 1"=60'

0 60 120

NYS Education Law
 Unauthorized alterations or additions to this plan are a violation of section 7209 (2) of the New York State Education Law. Copies of this map not having the seal of the engineer shall not be valid.

© SESI CONSULTING ENGINEERS 2022
 This drawing and all information contained here on is proprietary information of SESI CONSULTING ENGINEERS and may not be copied or reproduced, either in whole or in part, by any method, without written permission of SESI CONSULTING ENGINEERS

dwg by: aas chk by: FL scale: AS NOTED date: 03/11/2022	
SOILS / FOUNDATIONS SITE DESIGN ENVIRONMENTAL SESI CONSULTING ENGINEERS 12A MAPLE AVE. PINE BROOK, N.J. 07058 PH: 973-808-9050	
project: UNIT 1, HAMILTON GREEN CONDOMINIUM 200 HAMILTON AVENUE WHITE PLAINS, NY	drawing title: SITE PLAN
job no: 11793 drawing no:	
FIG-2.1	



dwg by: aas
chk by: PP
scale: AS NOTED
date: 03/10/2022

SOILS / FOUNDATIONS
SITE DESIGN
ENVIRONMENTAL

SESI
CONSULTING ENGINEERS

12A MAPLE AVE, PINE BROOK, N.J. 07058 PH: 973-808-9050

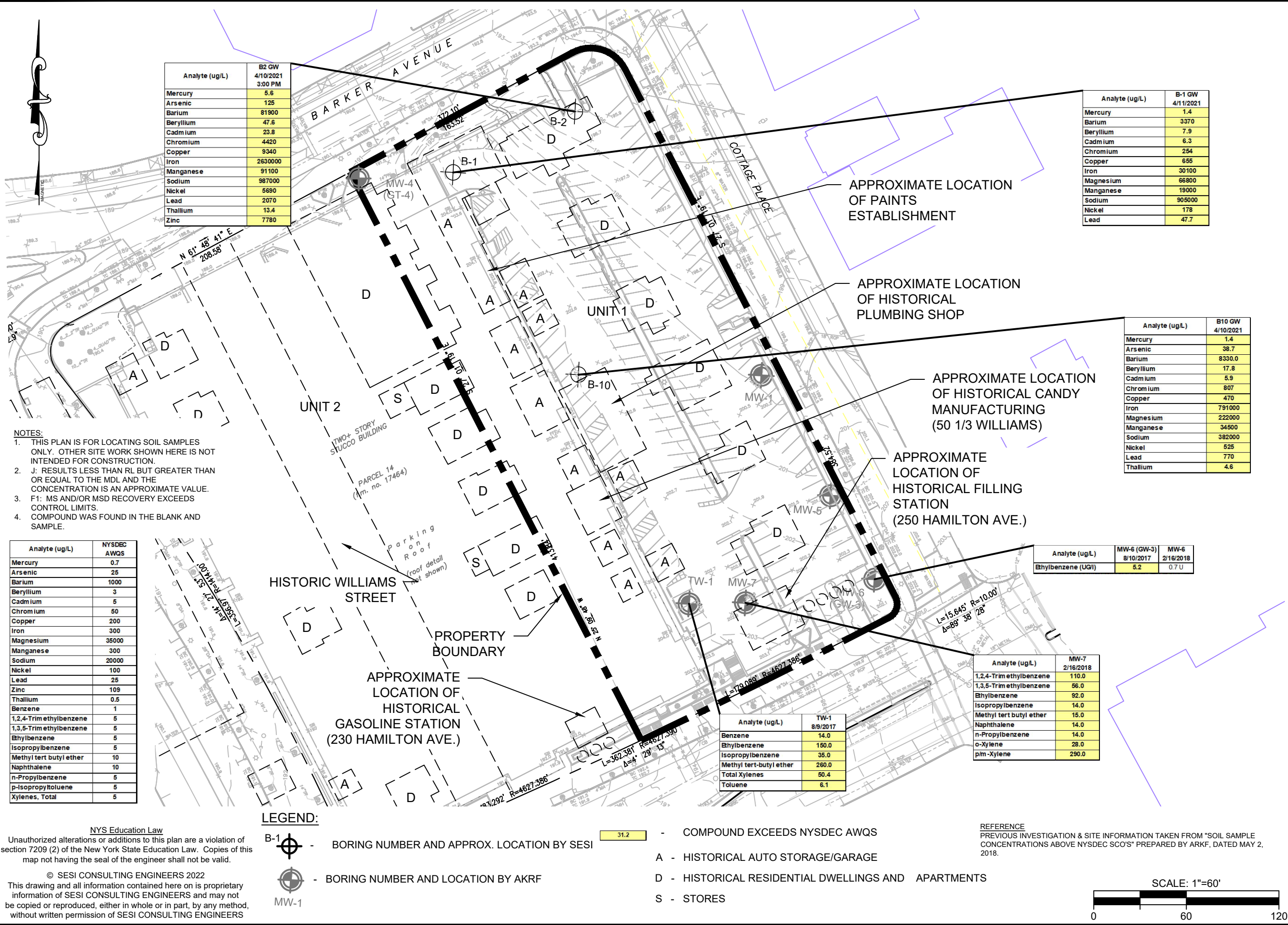
project: 200 HAMILTON AVENUE
WHITE PLAINS, NY

drawing title: SOIL SAMPLE LOCATIONS AND CONCENTRATIONS

job no: 11793
drawing no:

FIG-2.2

N:\ACAD\11793\RI\11793 - FIG-2.3 - GW CONCENTRATION MAP.DWG 03/14/22 10:09:17AM, .pgp, LAYOUT: FIG-2.3



dwg by: aas
chk by: PP
scale: AS NOTED
date: 03/14/2022

SOILS / FOUNDATIONS
SITE DESIGN
ENVIRONMENTAL

SESI
CONSULTING
ENGINEERS

12A MAPLE AVE., PINE BROOK, N.J. 07058 PH: 973-808-9050

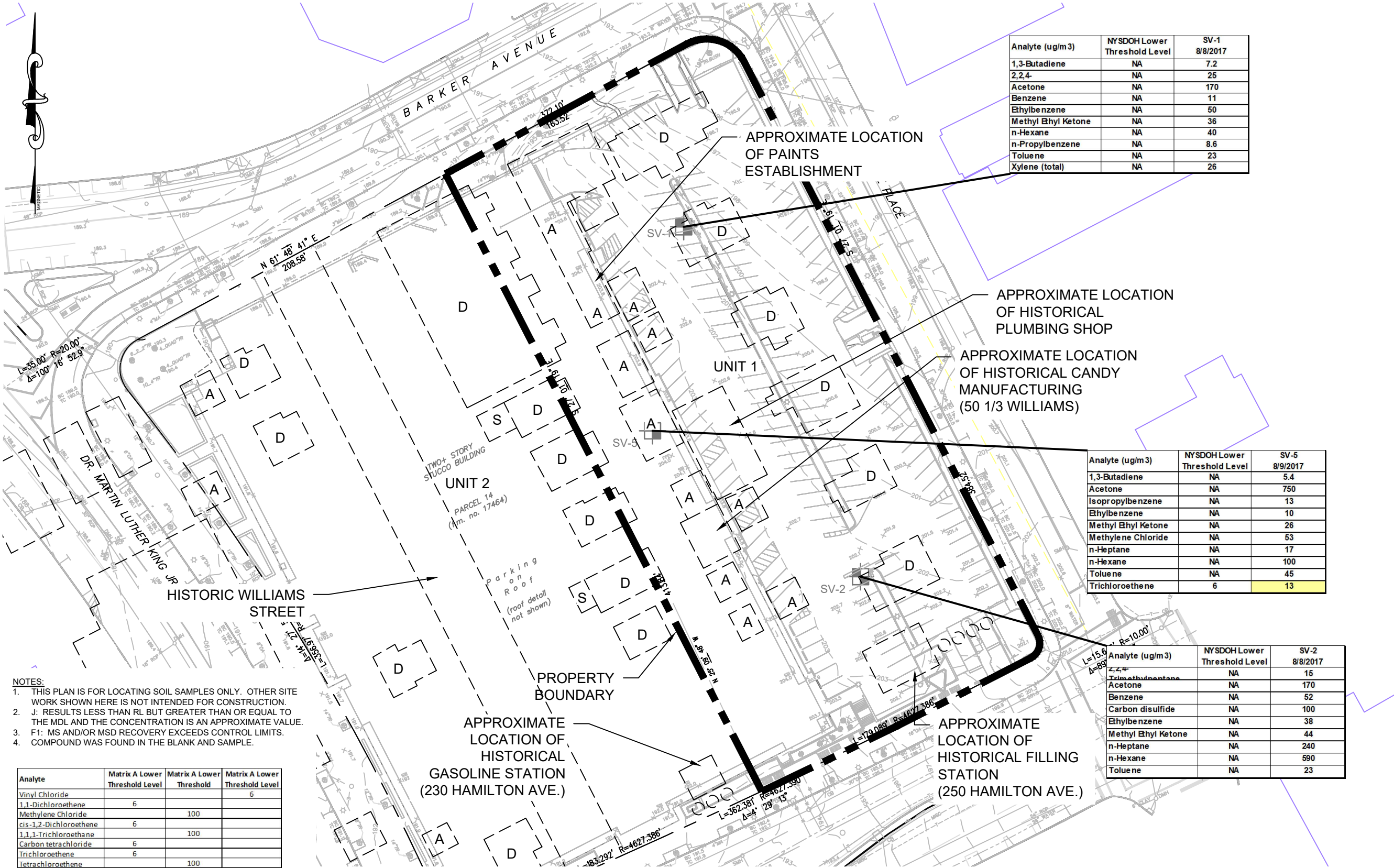
project: 200 HAMILTON AVENUE
WHITE PLAINS, NY

drawing title:
**GROUNDWATER SAMPLE LOCATIONS
AND CONCENTRATIONS**

job no: 11793
drawing no:

FIG-2.3

N:\ACAD\11793\RI\11793 - FIG-2.4 - SOIL VAPOR SAMPLE RESULTS PLANDWG 03/14/22 10:03:26AM.qpg LAYOUT: FIG-2.4



dwg by: aas
chk by: PP
scale: AS NOTED
date: 03/14/2022

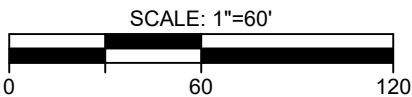
CERT. OF AUTH. # 24GA27934700
SOILS / FOUNDATIONS
SITE DESIGN
ENVIRONMENTAL
SESI
CONSULTING ENGINEERS
12A MAPLE AVE. PINE BROOK, N.J. 07058 PH: 973-808-9050

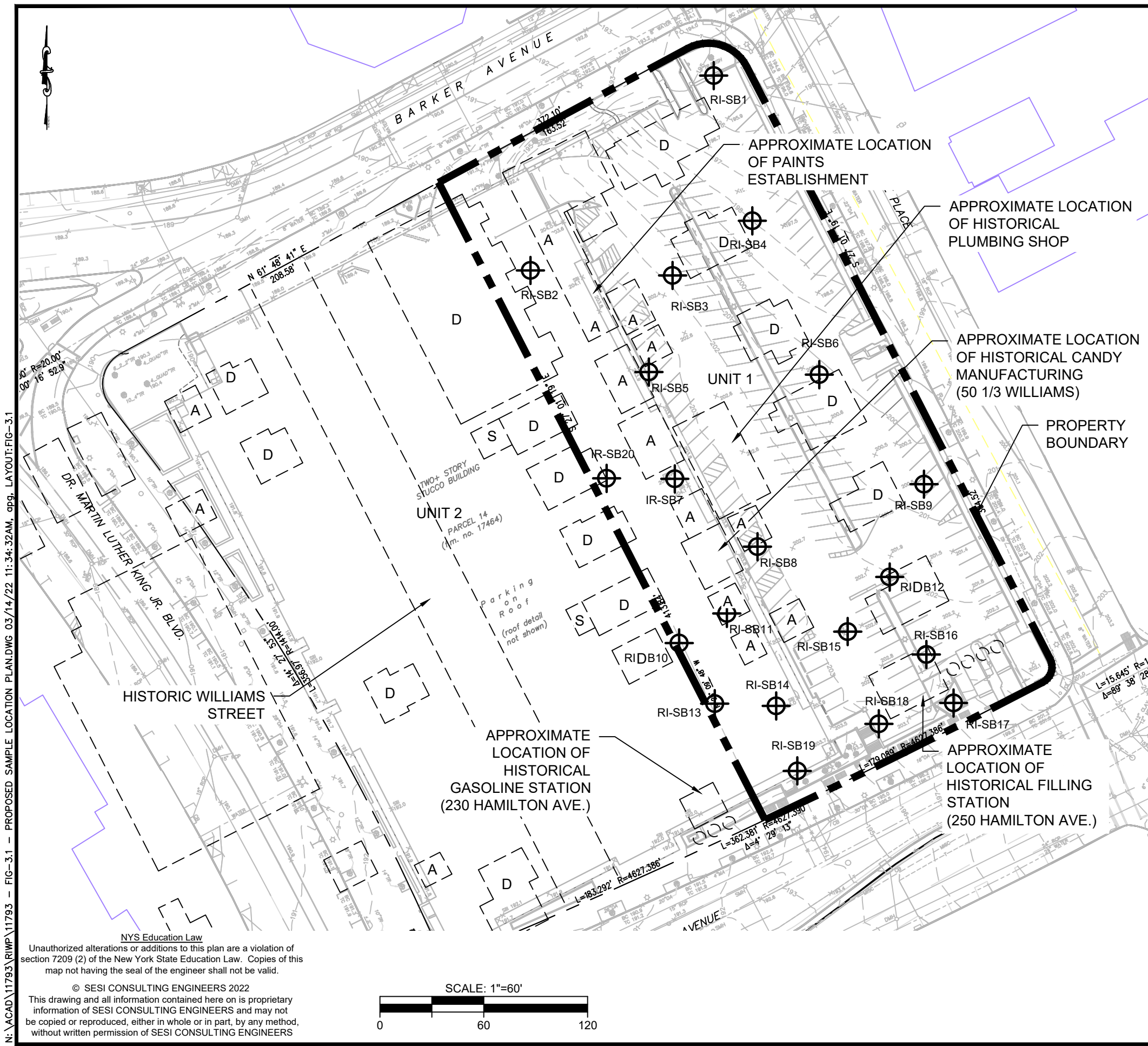
project:
200 HAMILTON AVENUE
WHITE PLAINS, NY

drawing title:
SOIL VAPOR SAMPLE LOCATIONS
AND CONCENTRATIONS

job no: 11793
drawing no:

FIG-2.4



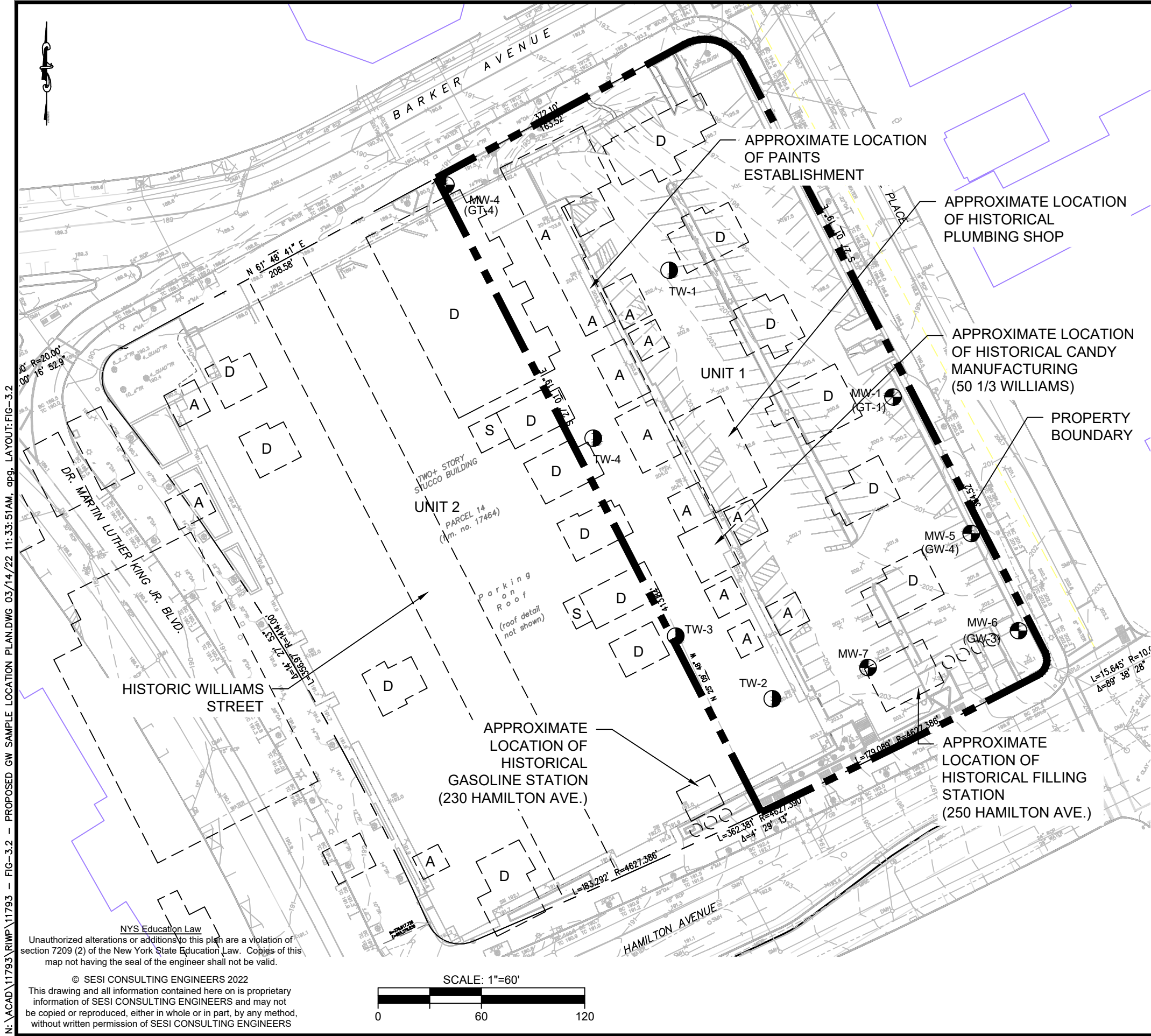


- LEGEND:**
- RI-SB1 - PROPOSED SOIL BORINGS
 - A - HISTORICAL AUTO STORAGE/GARAGE
 - D - HISTORICAL RESIDENTIAL DWELLINGS AND APARTMENTS
 - S - STORES

dwg by: aas chk by: FL scale: AS NOTED date: 03/11/2022	
SOILS / FOUNDATIONS SITE DESIGN ENVIRONMENTAL	
SESI CONSULTING ENGINEERS 12A MAPLE AVE. PINE BROOK, N.J. 07058 PH: 973-808-9050	
project: UNIT 1, HAMILTON GREEN CONDOMINIUM 200 HAMILTON AVENUE WHITE PLAINS, NY	drawing title: PROPOSED SAMPLE PLAN
job no: 11793 drawing no:	
FIG-3.1	

NYS Education Law
Unauthorized alterations or additions to this plan are a violation of section 7209 (2) of the New York State Education Law. Copies of this map not having the seal of the engineer shall not be valid.

© SESI CONSULTING ENGINEERS 2022
This drawing and all information contained here on is proprietary information of SESI CONSULTING ENGINEERS and may not be copied or reproduced, either in whole or in part, by any method, without written permission of SESI CONSULTING ENGINEERS



LEGEND:

- MW-5
- EXISTING MONITORING WELL
- TW-6
- PROPOSED MONITORING WELL
- A - HISTORICAL AUTO STORAGE/GARAGE
- D - HISTORICAL RESIDENTIAL DWELLINGS AND APARTMENTS
- S - STORES

SOILS / FOUNDATIONS
SITE DESIGN
ENVIRONMENTAL

SESI
CONSULTING
ENGINEERS

12A MAPLE AVE. PINE BROOK, N.J. 07058 PH: 973-808-9050

project: UNIT 1, HAMILTON GREEN CONDOMINIUM
200 HAMILTON AVENUE
WHITE PLAINS, NY

drawing title: **PROPOSED GROUNDWATER
SAMPLE PLAN**

job no: 11793
drawing no:

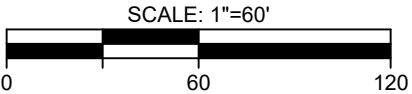
FIG-3.2

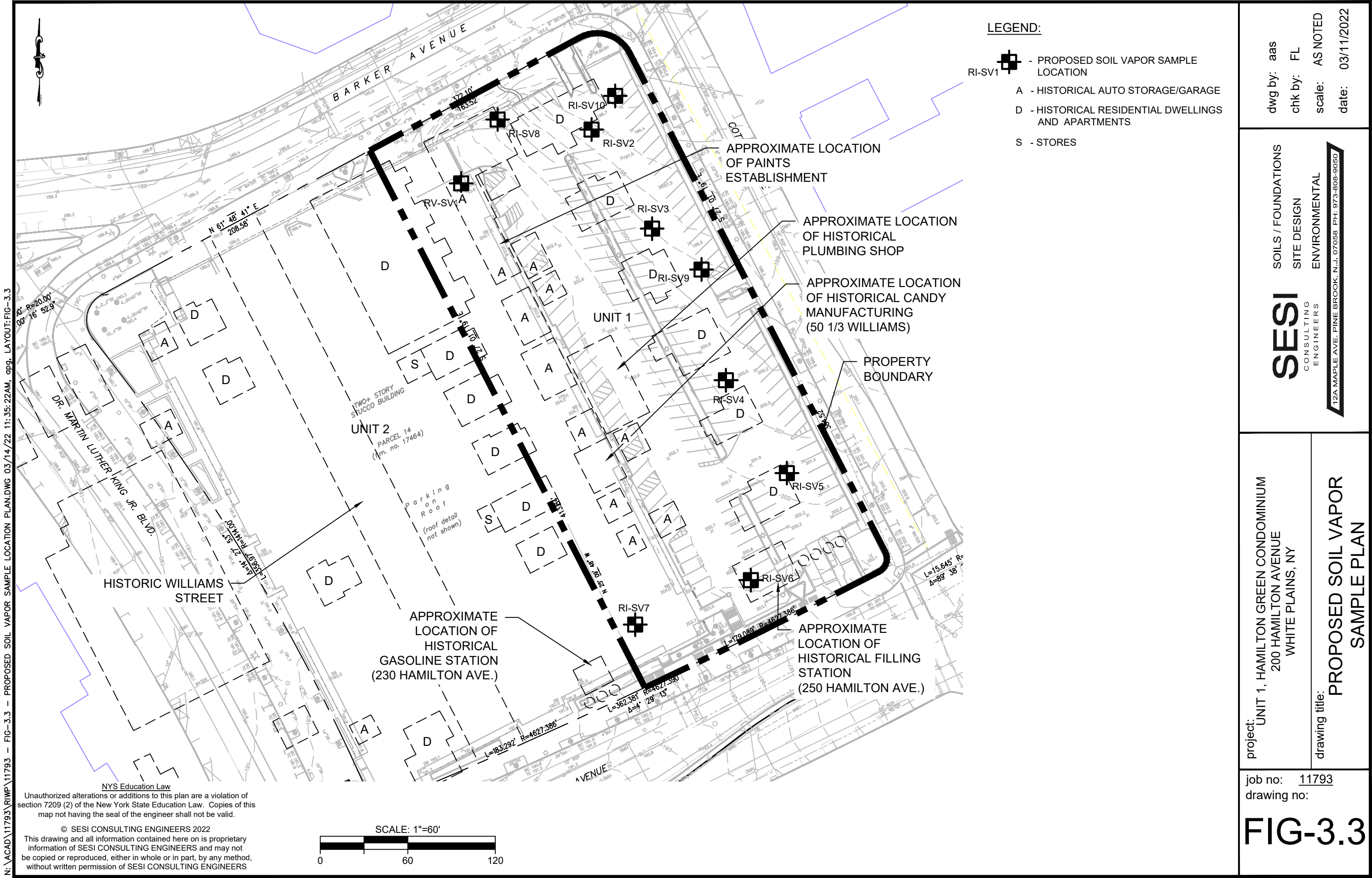
dwg by: aas
chk by: FL
scale: AS NOTED
date: 03/11/2022

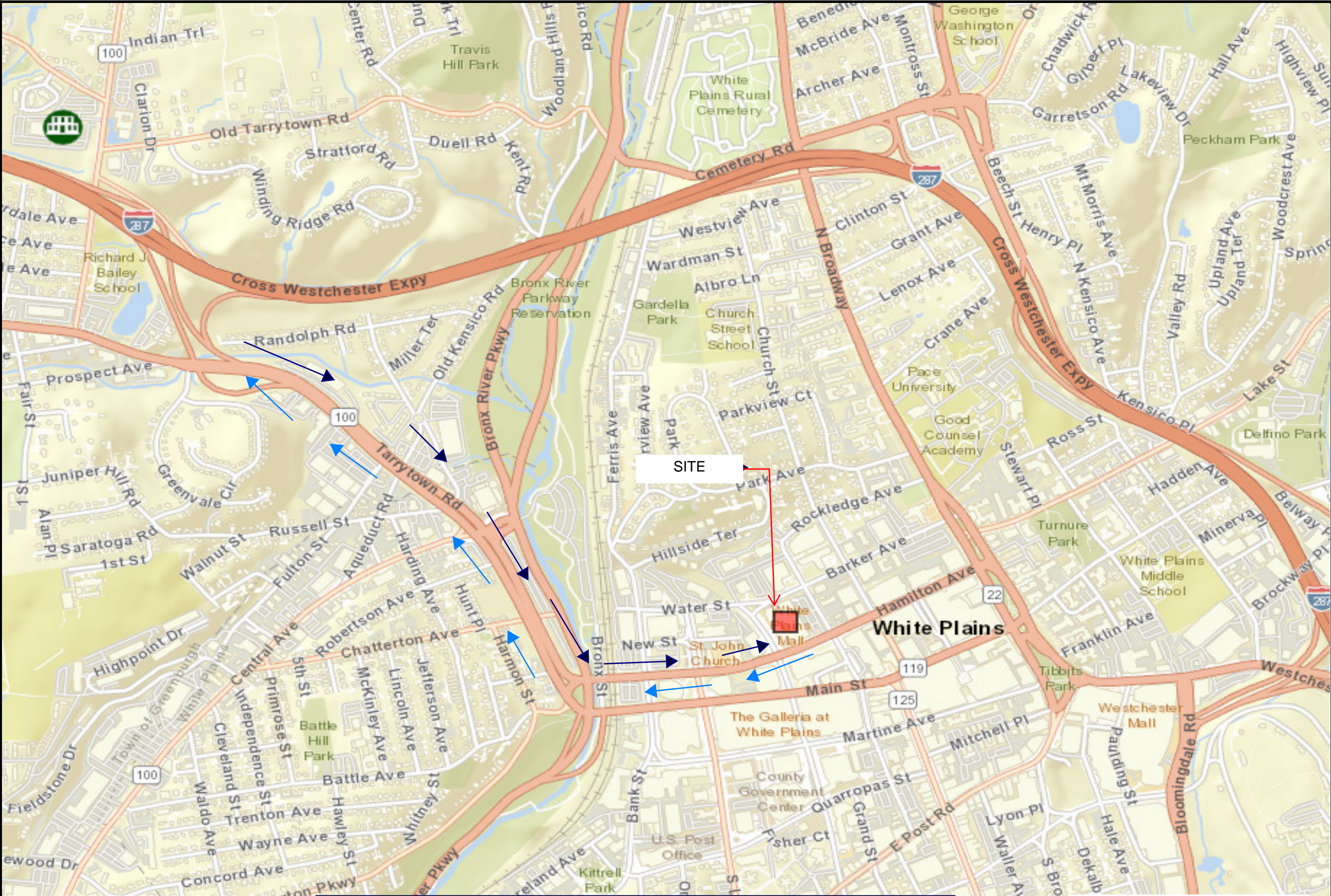
N:\ACAD\11793\11793 - FIG-3.2 - PROPOSED GW SAMPLE LOCATION PLAN.DWG 03/14/22 11:33:51AM, apg, LAYOUT:FIG-3.2

NYS Education Law
Unauthorized alterations or additions to this plan are a violation of section 7209 (2) of the New York State Education Law. Copies of this map not having the seal of the engineer shall not be valid.

© SESI CONSULTING ENGINEERS 2022
This drawing and all information contained here on is proprietary information of SESI CONSULTING ENGINEERS and may not be copied or reproduced, either in whole or in part, by any method, without written permission of SESI CONSULTING ENGINEERS







LEGEND

ENTERING TRUCK ROUTE

EXITING TRUCK ROUTE

dwg by: aas

chk by: PP

scale: AS NOTED

date: 08/31/2021

SOILS / FOUNDATIONS

SITE DESIGN

ENVIRONMENTAL

SES

CONSULTING ENGINEERS

12A MAPLE AVE, PINE BROOK, N.J. 07058 PH: 973-808-9050

project:

HAMILTON GREEN
200 HAMILTON AVENUE
WHITE PLAINS, NY

drawing title:

TRUCK TRANSPORT ROUTES

job no: 11793

drawing no:

FIG-5.1

Appendix A: Quality Assurance Project Plan

WP Mall Cleaners & Gas Station Site
WHITE PLAINS, NEW YORK

**Quality Assurance Project Plan
(QAPP)**

Prepared for:

**Hamilton Green I Partners LLC
c/o Knauf Shaw
1400 Crossroads Building
2 State Street
Rochester, New York 14614**

Prepared by:

**SESI CONSULTING ENGINEERS, D.P.C.
12A Maple Avenue
Pine Brook, NJ 07058**

**SEPTEMBER 2021
REVISED APRIL 2022**

Table of Contents

1.0	PROJECT DESCRIPTION	1
2.1	Project Principal.....	2
2.2	Principal Engineer	2
2.3	Project Manager	2
2.4	Remedial Investigation Program Manager	2
2.5	Field Team Leader	2
2.6	Quality Assurance Officer	3
3.0	QA/QC OBJECTIVES FOR MEASUREMENT OF DATA.....	3
3.1	COMPLETENESS.....	3
3.2	REPRESENTATIVENESS	3
3.3	COMPARABILITY	4
3.4	PRECISION AND ACCURACY	4
4.0	SAMPLING PROCEDURES.....	5
4.1	SAMPLING PROGRAM	5
4.1.1	Drilling/Sampling Procedures	6
4.1.2	Monitoring Well Completion	6
4.1.3	Well Development.....	7
4.1.4	Decontamination	8
4.1.5	PFAS Sampling Considerations	8
4.2	GROUNDWATER SAMPLING PROGRAM.....	9
4.2.1	Well Evacuation	9
4.2.2	Sampling Procedure.....	9
4.3	Soil Vapor Sampling.....	10
4.4	SAMPLE PRESERVATION AND SHIPMENT	11
5.0	SAMPLE CUSTODY	11
5.1	FIELD SAMPLE CUSTODY	11
5.2	LABORATORY SAMPLE CUSTODY	12
5.3	FINAL EVIDENCE FILES.....	12
6.0	CALIBRATION PROCEDURES	13
7.0	ANALYTICAL PROCEDURES.....	13
7.1	VOLATILE ORGANICS (VOA)	13
7.2	SEMI-VOLATILE ORGANIC COMPOUNDS	13

7.3	PESTICIDE AND PCB COMPOUNDS	14
7.4	METALS	14
7.5	PER- AND POLYFLUOROALKYL SUBSTANCES.....	14
7.6	SITE SPECIFICITY OF ANALYSES.....	15

1.0 PROJECT DESCRIPTION

This document presents the quality assurance project plan (QAPP) for the Remedial Investigation/Interim Remedial Measures Workplan (RI/IRMWP) of the property located at 250 Hamilton Avenue, Westchester County, White Plains, New York (the "Site"). The Site consists of a 1.808-acre parcel and is a new tax lot that was formerly a portion of two (2) contiguous lots totaling approximately 3.75 acres. The Site is identified as Tax Lot No. 125.67-5-1..1 and was formerly part of the Hamilton Green BCP Site No. 360177. In this report, when the property identified as 230 Hamilton Avenue is cited, this refers solely to the adjacent Hamilton Green BCP Site and when property identified as 200 Hamilton Avenue is cited, this refers to both the adjacent Hamilton Green BCP Site and this Site. The Site contains the former White Plains Mall parking lot and a portion of the former White Plains Mall, which is currently unoccupied. The Site is bounded to the north by Barker Avenue, to the east by Cottage Place, to the south by Hamilton Avenue, and to the west by the former White Plains Mall. The nearest surface water body is the Bronx River located approximately 0.6 miles west of the Site.

Historic Sanborn fire insurance maps, as outlined in AKRF's Phase I ESA, indicate that the Site contained several private residential dwellings, a candy manufacturer, and a gasoline station located on the southern portion of the Site with greasing operations and four (4) gasoline tanks at 250 Hamilton Avenue on the 1950 map. There is an adjacent off-site gas station with three (3) gasoline tanks at 230 Hamilton Avenue, located west of the Site on the 1930 through 1950 maps. Numerous private dwellings were shown within the current building footprint on historic Sanborn maps from 1894 to 1950. Based on these findings, the Phase I ESA identified the potential for abandoned underground storage tanks (USTs) and/or associated petroleum contamination in the Site subsurface associated with the gasoline stations and/or heating oil for the residential dwellings as a recognized environmental condition (REC). The former on-Site structures were likely present until construction of the current two-story shopping mall and east-adjacent asphalt-paved parking lot. Based on historic records and interviews, the western adjacent shopping mall was constructed in 1972 and has operated as the White Plains Mall with a variety of tenants since its construction, including potential dry cleaners listed in historic City Directories.

2.0 PROJECT ORGANIZATION

The RIWP will be conducted by Soils Engineering Services, Inc. (SESI), on behalf of Hamilton Green I Partners LLC. The organization of SESI's key project management and field staff, and respective areas of responsibility, is presented below.

2.1 Project Principal

Fuad Dahan PhD, P.E.

Provide technical and administrative oversight and guidance throughout the project, assist in securing company resources, participate in technical review of deliverables, and attend key meetings as needed.

2.2 Principal Engineer

Fuad Dahan, PhD, P.E.

Provide technical guidance and review of reports, analytical data. Will have key involvement in screening and development of remedial alternatives.

2.3 Project Manager

Steven Gustems

Responsible for maintaining the day-to-day schedule for completing the fieldwork and deliverables according to BCP program requirements and client expectations.

2.4 Remedial Investigation Program Manager

Steven Gustems

Responsible for coordinating and directing field efforts of SESI staff and subcontractors, and for maintaining that work is done according to QAPP specifications.

2.5 Field Team Leader

Ryan Warren

Responsible for overseeing field work during the RI, including observing subcontractors, maintaining field notes, and collecting samples of various environmental media, in accordance with the NYSDEC-approved Work Plan.

2.6 Quality Assurance Officer

Joseph Scardino

Responsible for reviewing sampling procedures and certify that the data was collected and analyzed using the appropriate procedures.

3.0 QA/QC OBJECTIVES FOR MEASUREMENT OF DATA

In cases where NYSDOH ELAP Certification exists for a specific group or category of parameters, the laboratories performing analysis in connection with this project will have appropriate NYSDOH ELAP Certification. Analytical Service Protocol (ASP, June 2000) Category B deliverables are required for all samples. For QAPP procedures for PFAS and 1,4 Dioxane, see the Remedial Investigation Interim Remedial Measures Work Plan (RI IRMWP) Appendix E, Soil and Groundwater Sampling Plan for Emerging Contaminants.

Detection limits set by NYSDEC-ASP (June 2000) will be used for all sample analyses unless otherwise noted. If NYSDEC-ASP-dictated detection limits prove insufficient to assess project goals (i.e., comparison to drinking water standards or attainment of ARARs), then ASP Special Analytical Services (SAS) or other appropriate methods will be utilized.

The quality assurance/quality control objectives for all measurement data include completeness, representativeness, comparability, precision and accuracy.

3.1 COMPLETENESS

The analyses performed must be appropriate and inclusive. The parameters selected for analysis are chosen to meet the objectives of the study.

Completeness of the analyses will be assessed by comparing the number of parameters intended to be analyzed with the number of parameters successfully determined and validated. Data must meet QC acceptance criteria for 100 percent or more of requested determinations.

3.2 REPRESENTATIVENESS

Samples must be taken of the population and, where appropriate, the population will be characterized statistically to express the degree to which the data accurately and

precisely represent a characteristic of a population, parameter variations at a sampling point, a process, or environmental condition.

Non-dedicated sampling devices will be cleaned between sampling points by washing and rinsing with pesticide-grade methanol, followed by a thorough rinse with distilled water. Specific cleaning techniques are described in the Field Sampling Procedure. Two types of blank samples will accompany each sample set where Target Compound List (TCL) volatiles are to be analyzed (water matrix only). A trip blank, consisting of a 40 ml VOA vial of organic-free water prepared by the laboratory, will accompany each set of sample bottles from the laboratory to the field and back. This bottle will remain sealed throughout the shipment and sampling process. This blank will be analyzed for TCL volatile organic compounds along with the groundwater samples to ensure that contamination with TCL volatile compounds has not occurred during the bottle preparation, shipment and sampling phase of the project. In order to check for contaminant carryover when non-dedicated sampling equipment is used, a rinsate blank will be submitted to the laboratory. This blank will also be analyzed for TCL volatile organic compounds. The TCL compounds are identified in the United States Environmental Protection Agency (USEPA) Contract Laboratory Program dated October 2016.

The analysis results obtained from the determination of identical parameters in field duplicate samples can be used to further assess the representativeness of the sample data.

3.3 COMPARABILITY

Consistency in the acquisition, preparation, handling and analysis of samples is necessary in order for the results to be compared where appropriate. Additionally, the results obtained from analyses of the samples will be compared with the results obtained in previous studies, if available.

To ensure the comparability of analytical results with those obtained in previous or future testing, all samples will be analyzed by NYSDEC-approved methods. The NYSDEC-ASP mandated holding times for various analyses will be strictly adhered to.

3.4 PRECISION AND ACCURACY

The validity of the data produced will be assessed for precision and accuracy. Analytical methods which will be used include gas chromatography/mass spectrometry (GC/MS), gas chromatography (GC), colorimetry, atomic spectroscopy, gravimetric and titrametric

techniques. The following outlines the procedures for evaluating precision and accuracy, routine monitoring procedures, and corrective actions to maintain analytical quality control. All data evaluations will be consistent with NYSDEC-ASP procedures (June 2000). Data will be 100 percent compliant with NYSDEC-ASP requirements.

The number of duplicate, spiked and blank samples analyzed will a minimum of 1 duplicate for every 20 samples per each medium of groundwater and soil. The inclusion and frequency of analysis of field blanks will be on the order of one per every 20 samples (soil) but not more than one per day. For the aqueous matrix field blanks will be collected at a frequency of one per day. Samples to be analyzed for volatile organic compounds will be accompanied by a trip blank for each shipment and field blanks (water matrix) or field blanks (soil).

Quality assurance audit samples will be prepared and submitted by the laboratory QA manager for each analytical procedure used. The degree of accuracy and the recovery of analyte to be expected for the analysis of QA samples and spiked samples is dependent upon the matrix, method of analysis, and compound or element being determined. The concentration of the analyte relative to the detection limit is also a major factor in determining the accuracy of the measurement. The lower end of the analytical range for most analyses is generally accepted to be five times the detection limit. At or above this level, the determination and spike recoveries for metals in water samples will be expected to range from 75 to 125 percent. The recovery of organic surrogate compounds and matrix spiking compounds determined by GC/MS will be compared to the guidelines for recovery of individual compounds as established by the United States Environmental Protection Agency Contract Laboratory Program dated 7/85 or as periodically updated.

The quality of results obtained for inorganic ion and demand parameters will be assessed by comparison of QC data with laboratory control charts for each test.

4.0 SAMPLING PROCEDURES

4.1 SAMPLING PROGRAM

The sampling program for this project will include soil, groundwater and soil vapor. Soil samples will be collected from split spoon sampling or macrocore devices retrieved from soil borings. Groundwater samples will be collected from groundwater monitoring wells using low flow purging techniques. Soil vapor samples will be collected from vapor points screened in the vadose zone using Summa Canisters.

4.1.1 Drilling/Sampling Procedures

Soil and groundwater samples will be collected by means of a soil boring program. Soil borings shall be completed using the hollow stem auger drilling methods, direct push methods, or rotary drilling methods, whichever methods are determined to be best suited to site conditions by the SESI project manager and SESI field team leader.

Soil samples will be collected from soil borings and analyzed in accordance with the NYSDEC-approved Work Plan. Monitoring wells for groundwater sample collection will be installed in select completed soil borings. Either hollow stem auger (HSA) or direct push drilling methods may be utilized for monitoring well completion.

Samples of the encountered overburden materials shall be collected continuously during drilling so that a complete soil profile is examined and described by the SESI field geologist. The sampling method employed shall be ASTM D-1586/Split Barrel Sampling using a standard 2-foot long, 2-inch outside diameter split- spoon sampler with a 140-pound hammer, in cases where HSA methods are used. Upon retrieval of the sampling barrel, the collected sample shall be placed in glass jars and labeled, stored on site (on ice in a cooler if necessary), and transmitted to the appropriate testing laboratory or storage facility. Chain-of-custody procedures will be practiced following Section 15, EPA-600/4-82-029, Handbook for Sampling and Sample Preservation of Water and Waste Waters.

A geologist or engineer will be on site during the drilling operations to fully describe each soil sample, following the New York State Soil Description Procedure, and to retain representative portions of each sample.

The drilling contractor will be responsible for obtaining accurate and representative samples, informing the geologist of changes in drilling pressure, keeping a separate general log of soils encountered including blow counts [i.e., the number of blows from a soil sampling drive weight (140 pounds)] required to drive the split-spoon sampler in 6-inch increments and installing monitoring wells to levels directed by the supervising geologist following specifications further outlined in this protocol.

4.1.2 Monitoring Well Completion

Monitoring wells will be constructed of 0.010-inch slot size PVC well screen and riser casing. Other materials utilized for completion will be washed silica sand (Q-Rock No. 4 or approved equivalent) bentonite grout, Portland cement, and a protective steel locking

well casing and cap with locks. The depth of the wells will be determined based on the depth to water, type of contaminant and field conditions encountered.

The monitoring well installation method for wells installed within unconsolidated sediments shall be to place the screen and riser assembly into the casing once the screen interval has been selected. At that time, a washed silica sand pack will be placed around the well screen if required to prevent screen plugging. If a sand pack is not warranted, the auger string will be pulled back to allow the native aquifer material to collapse 2 to 3 feet above the top of the screen. Bentonite pellets will then be added to the annulus between the casing and the inside auger to insure proper sealing. Cement/bentonite grout will continue to be added during the extraction of the augers until the entire aquifer thickness has been sufficiently sealed off from horizontal and/or vertical flow above the screened interval. During placement of sand and bentonite pellets, frequent measurements will be made to check the height of the sand pack and thickness of bentonite layers by a weighted drop tape measure.

A bolt-down protective curb box will be installed, flush with the ground, or steel “stick-up” protective casing and secured by a Portland cement seal. The cement seal shall extend laterally at least 1 foot in all directions from the protective casing and shall slope gently away to drain water away from the well.

4.1.3 Well Development

All monitoring wells will be developed or cleared of all fine-grained materials and sediments that have settled in or around the well during installation so that the screen is transmitting representative portions of the groundwater. The development will be by one of two methods, pumping or bailing groundwater from the well until it yields relatively sediment-free water.

A decontaminated pump or bailer will be used and subsequently decontaminated after each use following procedures outlined in the Decontamination Protocol. Pumping or bailing will cease when the turbidity falls below 50 NTUs or until specific conductivity, pH, and temperature are stable (i.e., consecutive readings are within 10 percent with no overall upward or downward trends in measurements). Well development water will be contained in drums and properly disposed off-site.

4.1.4 Decontamination

All drilling equipment and associated tools including augers, drill rods, sampling equipment, wrenches and any other equipment or tools that have come in contact with contaminated materials will be decontaminated before any drilling on site begins, between each well, and prior to removing any equipment from the site. The preferred decontamination procedure will be to scrape the equipment from any residual soils and then rinse with water and Alconox®. Every effort will be made to minimize the generation of contaminated water, which will be drummed, to extent possible, for disposal.

4.1.5 PFAS Sampling Considerations

This section contains the materials limitations for Per- and polyfluoroalkyl substances sampling in accordance with the NYSDEC Sampling, Analysis, and Assessment of Per- and Polyfluoroalkyl Substances (June 2021).

The groundwater samples will be analyzed for PFAS using Modified USEPA Method 537. Reporting limits for PFOA and PFOS will not exceed 2 nanograms per liter (ng/L). Category B deliverables and an electronic data deliverable will be completed.

PFAS are very persistent in the environment and in the human body. Due to their presence in a variety of products, persistence in the environment and very low drinking water standards, care must be used when groundwater sampling for PFAS to avoid cross contamination from the sampling equipment and personal protective equipment (PPE).

No fabric softener will be used on clothing to be worn in field. Cosmetics, moisturizers, hand cream, unauthorized sunscreen, insect repellent or other related products will not be used the morning of sampling. The field samplers will wear powder-free nitrile gloves while filling and sealing the sample bottles. The sampling equipment components and sample containers will not come in contact with material that may potentially contain PFAS such as aluminum foil, low density polyethylene (LDPE), glass or polytetrafluoroethylene (PTFE, Teflon™) materials including sample bottle cap liners with a PTFE layer. Clothing that contains PTFE material (including GORE-TEX®) or that have been waterproofed with PFAS materials will be avoided. Food and drink packaging materials will be avoided, as well.

Sampling will be performed using certified PFAS-free sampling materials such as stainless steel, high density polyethylene (HDPE), PVC, silicone, acetate or polypropylene pump and tubing. Rinse water must be laboratory-provided certified PFAS-free distilled or de-ionized water. Standard two step decontamination using Alconox® detergent and clean certified PFAS-free water rinse will be performed for equipment that does come in contact with PFAS materials.

No waterproof field books, plastic clipboards, binders, or spiral hard cover will be used for PFAS containers. No adhesives (i.e. Post-It® Notes), sharpies, or permanent markers will be used for PFAS containers. The PFAS containers will be labeled with ballpoint pens. PFAS samples will be stored in separate cooler filled with regular ice only with no chemical (blue) ice packs.

Pre-cleaned sample bottles with closures, coolers, sample labels and a chain of custody form will be provided by the laboratory.

4.2 GROUNDWATER SAMPLING PROGRAM.

4.2.1 Well Evacuation

Prior to sampling a monitoring well, the static water level will be recorded. All well data will be recorded on a field sampling record. The wells will be sampled in accordance with the USEPA guidelines for the Low Flow Purging Sampling (LFPS). The purpose of LFPS is to collect groundwater samples from monitoring wells that are representative of ambient groundwater conditions in the aquifer. The LFPS method reduces turbidity which is needed particularly when sampling for metals.

4.2.2 Sampling Procedure

The wells will be sampled using the LFPS technique. A flow rate of 100 ml to 250 ml per minute is used to purge the wells. Drawdown should not exceed 0.3 feet. QED bladder pumps or peristaltic pumps are used for this method. The pump intake is lowered to the mid-point of the water column or as subsurface features such as bedrock fractures or more permeable zones warrant. At the initiation of low flow purging a water level is recorded as well as field parameters. Field parameters are then monitored every five minutes during low flow purging using a flow through cell. When three consecutive measurements of pH differ by 0.1 units or less, with ORP within 10 mv or less, turbidity varies 10 percent or less, conductivity differs by 3 percent or less and dissolved oxygen by 10 percent or less, sampling may begin. Flow through cells are used so continuous

real time readings are made. When the parameters stabilize the flow through cell is disconnected and sample bottles are filled directly from the tubing.

4.3 Soil Vapor Sampling

Soil vapor sampling will be conducted in accordance with NYSDOH Guidance for Evaluating Soil Vapor Intrusion in New York State (October 2006). Soil vapor samples will be collected in the vadose zone from shallow (5 feet) well points. Each vapor point will be installed in a shallow boring drilled either by hand-operated equipment (e.g. hand auger or percussion hammer drill), or by a small truck-mounted drill rig. Drilling equipment used shall be based on soil conditions, and the method that provides the most practical approach.

Each vapor point will consist of an inert sampling tube (polyethylene, stainless steel, or Teflon®) with a 6-inch screened section at the bottom through which soil vapors can be sampled. The screen slot size will be 0.0075 inches. A sampling zone will be created around the screened section by backfilling with 1 to 2 feet of porous coarse sand or glass beads, and at least three feet of bentonite will be placed above the porous sampling zone to form a seal from the surface. Native clean soil will be packed around the remaining annulus to the ground surface.

Each designated soil vapor sampling location will be purged of a minimum of three volumes using a low volume pump, and then attached to a regulator, and secured with a clamp. The regulator will then be attached to a 1-liter summa canister.

The regulator will be set to collect a soil vapor sample at a flow rate of less than 0.2 liters per minute. After the summa canister is filled, the valve will be closed.

Each canister will be listed according to a specific sample I.D. on a chain of custody form. Sample canisters will be delivered to the laboratory within 24 hours and analyzed for VOCs by method TO-15. The detection limit for VOCs will be 1 µg/m³ or less. The soil vapor sampling effort will include the use of inert helium tracer gas to verify that the soil vapor samples are not diluted by ambient air. The atmosphere around the sampling tube will be enriched with the tracer gas, and the soil vapor sample will be collected in the presence of the enriched tracer atmosphere. This will be accomplished by placing an inverted plastic pail over the sampling point and filling the pail with the tracer gas via a small tube penetrating the site of the pail. Refer to NYSDOH Guidance for Evaluating Soil Vapor Intrusion in New York State (October 2006).

Weather conditions in the 48 hours prior to the test, and during the test, will be noted, including average wind speed, precipitation, temperature, and barometric pressure.

4.4 SAMPLE PRESERVATION AND SHIPMENT

Since all bottles will contain the necessary preservatives as shown in Table 4.1, they need only be filled. The 40 ml VOA vials must be filled brim full with no air bubbles. The other bottles should be filled to within about 1 inch from the top.

The bottles will be sent from the laboratory in coolers which will be organized on a per site basis. Following sample collection, the bottles should be placed on ice in the shipping cooler. The samples will be cooled to 4°C, but not frozen.

Final packing and shipment of coolers will be performed in accordance with guidelines outlined in the ASP.

5.0 SAMPLE CUSTODY

The program for sample custody and sample transfer is in compliance with the NYSDEC-ASP, as periodically updated. If samples may be needed for legal purposes, chain-of-custody procedures, as defined by NEIC Policies and Procedures (USEPA-330/9-78-001-R, Revised June 1988) will be used. Sample chain-of-custody is initiated by the laboratory with selection and preparation of the sample containers. To reduce the chance for error, the number of personnel handling the samples should be minimized.

5.1 FIELD SAMPLE CUSTODY

A chain-of-custody record accompanies the samples from initial sample container selection and preparation at the laboratory, shipment to the field for sample containment and preservation, and return to the laboratory. Two copies of this record follow the samples to the laboratory. The laboratory maintains one file copy and the completed original is returned to the site inspection team. Individual sample containers provided by the laboratory are used for shipping samples. The shipping containers are insulated and ice is used to maintain samples at approximately 4°C until samples are returned and in the custody of the laboratory. All sample bottles within each shipping container are individually labeled and controlled. Samples are to be shipped to the laboratory within 24-48 hours of the day of collection depending on parameter holding times.

Each sample shipping container is assigned a unique identification number by the laboratory. This number is recorded on the chain-of-custody record and is marked with indelible ink on the outside of the shipping container. The field sampler will indicate the sample designation/location number in the space provided on the appropriate chain-of-custody form for each sample collected. The shipping container is closed and a seal provided by the laboratory is affixed to the latch. This seal must be broken to open the container, and this indicates possible tampering if the seal is broken before receipt at the

laboratory. The laboratory will contact the site investigation team leader and the sample will not be analyzed if tampering is apparent.

5.2 LABORATORY SAMPLE CUSTODY

The site investigation team leader or Project Quality Assurance Officer notifies the laboratory of upcoming field sampling activities and the subsequent transfer of samples to the laboratory. This notification will include information concerning the number and type of samples to be shipped as well as the anticipated date of arrival.

The laboratory sample program meets the following criteria:

- The laboratory has designated a sample custodian who is responsible for maintaining custody of the samples and for maintaining all associated records documenting that custody.
- Upon receipt of the samples, the custodian will check the original chain-of-custody documents and compare them with the labeled contents of each sample container for correctness and traceability. The sample custodian signs the chain-of-custody record and records the date and time received.
- Care is exercised to annotate any labeling or descriptive errors. In the event of discrepant documentation, the laboratory will immediately contact the site investigation team leader as part of the corrective action process. A qualitative assessment of each sample container is performed to note any anomalies, such as broken or leaking bottles. This assessment is recorded as part of the incoming chain-of-custody procedure.
- The samples are stored in a secured area at a temperature of approximately 4°C until analyses are to commence.
- A laboratory chain-of-custody record accompanies the sample or sample fraction through final analysis for control.
- A copy of the chain-of-custody form will accompany the laboratory report and will become a permanent part of the project records.

5.3 FINAL EVIDENCE FILES

Final evidence files include all originals of laboratory reports and are maintained under documented control in a secure area.

A sample or an evidence file is under custody if:

- It is in your possession; it is in your view, after being in your possession.
- It was in your possession and you placed it in a secure area.
- It is in a designated secure area.

6.0 CALIBRATION PROCEDURES

Instruments and equipment used to gather, generate or measure environmental data will be calibrated with sufficient frequency and in such a manner that accuracy and reproducibility of results are consistent with the appropriate manufacturer's specifications or project specific requirements. The procedures for instrument calibration, calibration verification, and the frequency of calibrations are described in the ASP. The calibration of instruments used for the determination of metals will be as described in the appropriate CLP standard operating procedures.

Calibration of other instruments required for measurements associated with these analyses will be in accordance with the manufacturer's recommendations and the standard operating procedures of the laboratory.

7.0 ANALYTICAL PROCEDURES

Analytical procedures shall conform to the most recent revision of the NYSDEC-ASP (June 2005) and are summarized on Table 7.1. In the absence of USEPA or NYSDEC guidelines, appropriate procedures shall be submitted for approval by NYSDEC prior to use.

The procedures for the sample preparation and analysis for organic compounds are as specified in the NYSDEC-ASP. Analytical cleanups are mandatory where matrix interferences are noted. No sample shall be diluted any more than 1 to 5 times. The sample shall be either re-extracted, re-sonicated, re-stream distilled, etc. or be subjected to any one analytical cleanup noted in SW846 or a combination thereof. The analytical laboratory shall expend such effort and discretion to demonstrate good laboratory practice and demonstrate an attempt to best achieve the method detection limit.

7.1 VOLATILE ORGANICS (VOA)

For the analysis of water samples for Target Compound List (TCL), volatile organic compounds (VOCs), no sample preparation is required. The analytical procedure for volatiles is detailed in NYSDEC-ASP (Volume I, Section D-I). A measured portion of the sample is placed in the purge and trap apparatus and the sample analysis is performed by gas chromatography/mass spectrometry for the first round. USEPA Method 8260C will be used, plus tentatively identified compounds (TICs). USEPA Methods 8010 or 8020 (gas chromatography with different detectors) will be used if subsequent rounds with lower limits of detection are warranted.

7.2 SEMI-VOLATILE ORGANIC COMPOUNDS

The extraction and analytical procedures used for preparation of water, soil and sediment samples for the analysis of the TCL semi-volatile organic compounds are

described in NYSDEC-ASP Volume I, Section D-III. USEPA Method 8270D will be used, plus tentatively identified compounds (TICs).

Instrument calibration, compound identification, and quantitation are performed as described in Section 6 of this document and in the NYSDEC-ASP.

7.3 PESTICIDE AND PCB COMPOUNDS

The sample preservation procedures for gas chromatography for pesticides and PCB's will be as described in the NYSDEC-ASP methods (Section D-IV). The analysis of standard mixes, blanks and spiked samples will be performed at the prescribed frequency with adherence to the 72-hour requirement described in the method.

7.4 METALS

Water, soil and waste samples will be analyzed for the metals listed in Table 7.1. The detection limits for these metals are as specified in the NYSDEC-ASP, Section D-V. The instrument detection limits will be determined using calibration standards and procedures specified in the NYSDEC-ASP. The detection limits for individual samples may be higher due to the sample matrix. The procedures for these analyses will be as described in the NYSDEC-ASP.

The analyses for metals will be performed by atomic absorption spectroscopy (AAS) or inductively-coupled plasma emission spectroscopy (ICPES), as specified in the ASP with regard to AAS flame analysis.

7.5 PER- AND POLYFLUOROALKYL SUBSTANCES

The NYSDEC has developed a list of 21 PFAS Analytes List on Table 7.1 for remedial programs. These are:

- Perfluorobutanesulfonic acid
- Perfluorohexanesulfonic acid
- Perfluoroheptanesulfonic acid
- Perfluorooctanesulfonic acid
- Perfluorodecanesulfonic acid
- Perfluorobutanoic acid
- Perfluoropentanoic acid
- Perfluorohexanoic acid
- Perfluoroheptanoic acid
- Perfluorooctanoic acid
- Perfluorononanoic acid

- Perfluorodecanoic acid
- Perfluoroundecanoic acid
- Perfluorododecanoic acid
- Perfluorotridecanoic acid
- Perfluorotetradecanoic acid
- 6:2 Fluorotelomer sulfonate
- 8:2 Fluorotelomer sulfonate
- Perfluorooctanesulfonamide
- N-methyl perfluorooctanesulfonamidoacetic acid
- N-ethyl perfluorooctanesulfonamidoacetic acid

Currently, ELAP does not offer certification for PFAS compounds in matrices other than finished drinking water. Per the NYSDEC June 2019 memo on emergent contaminant sampling, the analytical procedure for soil and groundwater sampling of PFAS is Modified EPA Method 537. The reporting limit for PFAS in soil samples is 0.5 ug/kg. Reporting limits for perfluorooctanoic acid (PFOA) and perfluorooctanesulfonic acid (PFOS) in groundwater should not exceed 2 ng/L.

The laboratory standard operating procedures are included in **Attachment C**. The laboratory method detection limits (MDLs) for PFAS compounds are included in **Attachment D**.

7.6 SITE SPECIFICITY OF ANALYSES

Work plans prepared for remedial investigation waste sites contain recommendations for the chemical parameters to be determined for each site. Thus, some or all of the referenced methods will apply to the analysis of samples collected at the individual waste sites. Analyses of Target Compound List (TCL) analytes will be performed on all samples.

TABLE 4.1 – SAMPLE CONTAINERIZATION

PARAMETER & ANALYTICAL METHOD	NO.	BOTTLE TYPE	PRESERVATIVE ⁽¹⁾	HOLDING TIME
Aqueous Samples				
SVOCs (BNAs) – USEPA 8270D or E	2	1-liter amber glass bottle	None	7 days (until extraction) 40 days (extracted)
Pesticides – USEPA 8081B	2	1-liter amber glass bottle	None	7 days (until extraction) 40 days (extracted)
PCBs – USEPA 8082A	2	1-liter amber glass bottle	None	7 days (until extraction) 40 days (extracted)
VOCs – USEPA 8260C or D	2	40 mL, glass vial with septum cap	Hydrochloric Acid to pH <2	14 days
Metals ⁽²⁾ – 6010C or D, Mercury 7470A	1	1-liter, plastic bottle	Nitric acid to pH <2	180 days Mercury: 28 days
Cyanide – SM 4500-CN-E	1	1-liter, plastic	Sodium Hydroxide to pH >12	14 days
PFAS – USEPA 537M	2	250 ml HDPE plastic bottle	unpreserved	14 days
Soil, Sediment, Solid Waste Samples				
VOCs – USEPA 8260C or D	3	15-gram EnCore samplers	None	14 days
SVOCs (BNAs) – USEPA 8270D or E	1	4-oz. glass jar with Teflon lid	None	14 days (until extraction) 40 days (extracted)
Pesticides – USEPA 8081B	1	4-oz. glass jar with Teflon lid	None	14 days (until extraction) 40 days (extracted)
PCBs – USEPA 8082A	1	4-oz. glass jar with Teflon lid	None	none
Metals ⁽²⁾ – 6010C or D, Mercury 7471B	1	4-oz. glass jar with Teflon lid	None	180 days Cyanide: 14 days Mercury: 28 days
PFAS – USEPA 537M	1	4-oz HDPE Plastic jar	unpreserved	14 days
Soil Vapor / Indoor Air Samples				
VOCs – USEPA TO-15	1	Summa Canister	None	30 days

(1) All samples will be preserved with ice during collection and shipment to 0-6 degrees C.

(2) From verified time of sample receipt by the analytical laboratory (within 24 to 48 hours of collection).

(3) A complete list of compounds is provided on Table 7.1.

TABLE 4.2 – SAMPLING PROCEDURE FOR MONITORING WELLS USING VOLUME AVERAGED PURGING

1. Initial static water level recorded with an electric contact probe accurate to the nearest 0.1 foot.
2. Sampling device and electric contact probe decontaminated.
 - a. Sampling device and probe are rinsed with pesticide-grade methanol and distilled water.
 - b. Methanol is collected into a large funnel which empties into a five- gallon container.
3. Sampling device lowered into well.
 - a. Bailer lowered by dedicated PVC or polypropylene line.
4. Sample taken.
 - a. Sample is poured slowly from the open end of the bailer with the sample bottle tilted so that aeration and turbulence are minimized.
 - b. Duplicate sample is collected when appropriate.
5. Samples are capped, labeled and placed in laboratory coolers with ice packs or bagged ice.
6. All equipment is cleaned with successive rinses of pesticide-grade methanol and distilled water.
 - a. Dedicated line is disposed of or left at well site.
7. Equipment/wash blanks are collected when non-dedicated sampling equipment is used.
8. Chain-of-custody forms are completed in triplicate.
 - a. The original and one carbon copy are put into a zip-lock bag and placed into the cooler.
9. The original will be returned following sample analysis.
 - a. A second carbon copy is kept on file.
10. Cooler is sealed with strapping tape and chain-of-custody seals to assure integrity and to prevent tampering of sample.

**TABLE 4.3 – SAMPLING PROCEDURE FOR MONITORING WELLS USING LOW-
STRESS (LOW-FLOW) METHODS**

1. Initial static water level recorded with an electric contact probe accurate to the nearest 0.1 foot.
2. Sampling device is lowered into well. Slowly lower the pump, safety cable, tubing and electrical lines into the well to the depth specified for that well. Pump intake must be no less than 2 feet from the bottom of the well to prevent disturbance and resuspension of sediments which may be at the bottom of the well.
3. Measure water level again: Before starting the pump, measure the water level again with the pump in the well. Leave the water level measuring device in the well.
4. Purge Well: Start pumping the well at 200 to 500 milliliters per minute (ml/min). The water level should be monitored approximately every five minutes. Ideally, a steady flow rate should be maintained that results in a stabilized water level (drawdown of 0.3 ft or less). Pumping rates should, if needed, be reduced to the minimum capabilities of the pump to ensure stabilization of the water level. As noted above, care should be taken to maintain pump suction and to avoid entrainment of air in the tubing. Record each adjustment made to the pumping rate and the water level measured immediately after each adjustment.
5. Monitor Indicator Parameters: During purging of the well, monitor and record the field indicator parameters (turbidity, temperature, specific conductance, pH, Eh, and DO) approximately every five minutes. The well is considered stabilized and ready for sample collection when the indicator parameters have stabilized for three consecutive readings as follows (Puls and Barcelona, 1996):
 - a. 0.1 for pH
 - b. 3% for specific conductance (conductivity)
 - c. 10 mv for redox potential
 - d. 10% for DO and turbidity
6. Dissolved oxygen and turbidity usually require the longest time to achieve stabilization. The pump must not be removed from the well between purging and sampling.
7. Collect Samples: Collect samples at a flow rate between 100 and 250 ml/min and such that drawdown of the water level within the well does not exceed the maximum allowable drawdown of 0.3 ft. VOC samples must be collected first and directly into sample containers. All sample containers should be filled with minimal turbulence by allowing the ground water to flow from the tubing gently down the inside of the container.
8. Ground water samples to be analyzed for volatile organic compounds (VOCs) require pH adjustment. The appropriate EPA Program Guidance should be consulted to determine whether pH adjustment is necessary. If pH adjustment is necessary for VOC sample preservation, the amount of acid to be added to each sample vial prior to sampling should be determined, drop by drop, on a separate and

equal volume of water (e.g., 40 ml). Groundwater purged from the well prior to sampling can be used for this purpose.

9. Remove Pump and Tubing: After collection of the samples, the tubing, unless permanently installed, must be properly discarded or dedicated to the well for resampling by hanging the tubing inside the well.
10. Measure and record well depth.
11. Close and lock the well.
12. Samples are capped, labeled and placed in laboratory coolers with ice packs or bagged ice.
13. All equipment is cleaned with successive rinses of pesticide-grade methanol and distilled water.
 - a. Dedicated line is disposed of or left at well site.
14. Equipment/wash blanks are collected when non-dedicated sampling equipment is used.
15. Chain-of-custody forms are completed in triplicate.
 - a. The original and one carbon copy are put into a zip-lock bag and placed into the cooler. The original will be returned following sample analysis.
 - b. A second carbon copy is kept on file.
16. Cooler is sealed with strapping tape and chain-of-custody seals to assure integrity and to prevent tampering of sample.

TABLE 7-1 – CONTRACT-REQUIRED QUANTITATION LEVELS AND ANALYTICAL METHODS FOR ASP INORGANICS, ASP VOLATILES, ASP SEMI-VOLATILES, ASP PESTICIDES, AND PCBS

Target Compound List (TCL) and Contract-Required Quantitation Limit

SECTION 1 - ASP INORGANICS Method: NYSDEC-ASP-91-4			
PARAMETER	CONTRACT-REQUIRED DETECTION LEVEL* (µg/L)	PARAMETER	CONTRACT-REQUIRED DETECTION LEVEL* (µg/L)
1. Aluminum	200	13. Magnesium	5,000
2. Antimony	60	14. Manganese	15
3. Arsenic	15	15. Mercury	0.2
4. Barium	200	16. Nickel	40
5. Beryllium	5	17. Potassium	5,000
6. Cadmium	5	18. Selenium	35
7. Calcium	5,000	19. Silver	10
8. Chromium	10	20. Sodium	5,000
9. Cobalt	50	21. Thallium	25
10. Copper	25	22. Vanadium	50
11. Iron	100	23. Zinc	60
12. Lead	10	24. Cyanide	10

SECTION 2 – ASP ORGANICS (VOLATILES) Method: NYSDEC-ASP-91-1			
VOLATILE	CONTRACT-REQUIRED QUANTITATION LIMIT** (µg/L)	VOLATILE	CONTRACT-REQUIRED QUANTITATION LIMIT** (µg/L)
1. Chloromethane	5.0	18. 1,2-Dichloropropane	5.0
2. Bromomethane	5.0	19. cis-1,3-Dichloropropene	5.0
3. Vinyl Chloride	5.0	20. Trichloroethene	5.0
4. Chloroethane	5.0	21. Dibromochloromethane	5.0
5. Methylene Chloride	5.0	22. 1,1,2-Trichloroethane	5.0
6. Acetone	10.0	23. Benzene	5.0
7. Carbon Disulfide	5.0	24. Trans-1,3-Dichloropropene	5.0
8. 1,1-Dichloroethylene	5.0	25. Bromoform	5.0
9. 1,1-Dichloroethane	5.0	26. 2-Hexanone	10.0
10. 1,2-Dichloroethylene (total)	5.0	27. 4-Methyl, 1,2-Pentanone	10.0
11. Chloroform	5.0	28. Tetrachloroethylene	5.0
12. 1,2-Dichloroethane	5.0	29. Toluene	5.0
13. 2-Butanone	10.0	30. Chlorobenzene	5.0
14. 1,1,1-Trichloroethane	5.0	31. Ethylbenzene	5.0
15. Carbon Tetrachloride	5.0	32. Styrene	5.0
16. Bromodichloromethane	5.0	33. Total Xylenes	5.0
17. 1,1,2,2-Tetrachloroethane	5.0		

SECTION 3 - ASP ORGANICS (SEMI-VOLATILES) Method: NYSDEC-ASP-91-2			
SEMI-VOLATILE	CONTRACT- REQUIRED QUANTITATION LIMIT (µg/l)	SEMI-VOLATILE	CONTRACT- REQUIRED QUANTITATION LIMIT (µg/l)
1. Phenol	5.0	33. Acenaphthene	5.0
2. Bis(2-chloroethyl)ether	5.0	34. 2,4-Dinitrophenol	10.0
3. 2-Chlorophenol	5.0	35. 4-Nitrophenol	10.0
4. 1,3-Dichlorobenzene	5.0	36. Dibenzofuran	5.0
5. 1,4-Dichlorobenzene	5.0	37. Dinitrotoluene	5.0
6. 1,2-Dichlorobenzene	5.0	38. Diethylphthalate	5.0
7. 2-Methylphenol	5.0	39. 4-Chlorophenyl phenyl ether	5.0
8. 2,2'-oxybis(1- Chloropropane)	5.0	40. Fluorene	5.0
9. 4-Methylphenol	5.0	41. 4-Nitroanile	10.0
10. N-Nitroso-dipropylamine	5.0	42. 4,6-Dinitro-2- methylphenol	10.0
11. Hexachloroethane	5.0	43. N-nitrosodiphenyl amine	5.0
12. Nitrobenzene	5.0	44. 4-Bromophenyl phenyl ether	5.0
13. Isophorone	5.0	45. Hexachlorobenzene	5.0
14. 2-Nitrophenol	5.0	46. Pentachlorophenol	10.0
15. 2,4-Dimethylphenol	5.0	47. Phenanthrene	5.0
16. Bis(2-Chloroethoxy) methane	5.0	48. Anthracene	5.0
17. 2,4-Dichlorophenol	5.0	49. Carbazole	5.0
18. 1,2,4-Trichlorobenzene	5.0	50. Di-n-butyl phthalate	5.0
19. Naphthalene	5.0	51. Fluoranthene	5.0
20. 4-Chloroaniline	5.0	52. Pyrene	5.0
21. Hexachlorobutadiene	5.0	53. Butyl benzyl phthalate	5.0
22. 4-Chloro-3-methylphenol	5.0	54. 3,3'-Dichloro benzidine	5.0
23. 2-Methylnaphthalene	5.0	55. Benz(a)anthracene	5.0
24. Hexachlorocyclopentadiene	5.0	56. Chrysene	5.0
25. 2,4,6-Trichlorophenol	5.0	57. Bis(2-ethylhexyl) phthalate	5.0
26. 2,4,5-Trichlorophenol	10.0	58. Di-n-octyl phthalate	5.0
27. 2-Chloronaphthalene	5.0	59. Benzo(b)fluoranthene	5.0
28. 2-Nitroaniline	10.0	60. Benzo(k)fluoranthene	5.0
29. Dimethyl phthalate	5.0	61. Benzo(a)pyrene	5.0
30. Acenaphthylene	5.0	62. Indeno(1,2,3-cd) pyrene	5.0
31. 2,6-Dinitrotoluene	5.0	63. Dibenz(a,h) anthracene	5.0
32. 3-Nitroaniline	10.0	64. Benzo(g,h,i)perylene	5.0

SECTION 3 - ASP ORGANICS (PESTICIDES/PCBS) Method: NYSDEC-ASP-91-3			
PESTICIDE/PCB	CONTRACT-REQUIRED QUANTITATION LIMIT (µg/l)	PESTICIDE/PCB	CONTRACT-REQUIRED QUANTITATION LIMIT (µg/l)
1. Alpha-BHC	0.05	15. 4,4'-DDT	0.10
2. Beta-BHC	0.05	16. Methoxychlor	0.5
3. Delta-BHC	0.05	17. Endrin ketone	0.10
4. Gamma-BHC (lindane)	0.05	18. Endrin aldehyde	0.10
5. Heptachlor	0.05	19. Alpha-Chlordane	0.05
6. Aldrin	0.05	20. Gamma-Chlordane	0.05
7. Heptachlor epoxide	0.05	21. Toxaphene	5.0
8. Endosulfan I	0.05	22. AROCHLOR-1016	1.0
9. Dieldrin	0.10	23. AROCHLOR-1221	1.0
10. 4,4'-DDE	0.10	24. AROCHLOR-1232	1.0
11. Endrin	0.10	25. AROCHLOR-1242	1.0
12. Endosulfan II	0.10	26. AROCHLOR-1248	1.0
13. 4,4'-DDD	0.10	27. AROCHLOR-1254	1.0
14. Endosulfan sulfate	0.10	28. AROCHLOR-1260	1.0

*Matrix: groundwater. For soil matrix, multiply CRDL by 100.

**Quantitation limit for medium-level soil is 1,200 µg/kg (wet weight basis).

Per-and Polyfluoroalkyl Substances (PFAS)	Reporting Limit (ng/L)
Perfluorobutanoic Acid (PFBA)	2
Perfluoropentanoic Acid (PFPeA)	2
Perfluorobutanesulfonic Acid (PFBS)	2
Perfluorohexanoic Acid (PFHxA)	2
Perfluoroheptanoic Acid (PFHpA)	2
Perfluorohexanesulfonic Acid (PFHxS)	2
Perfluorooctanoic Acid (PFOA)	2
1H,1H,2H,2H-Perfluorooctanesulfonic Acid (6:2FTS)	2
Perfluoroheptanesulfonic Acid (PFHpS)	2
Perfluorononanoic Acid (PFNA)	2
Perfluorooctanesulfonic Acid (PFOS)	2
Perfluorodecanoic Acid (PFDA)	2
1H,1H,2H,2H-Perfluorodecanesulfonic Acid (8:2FTS)	2
N-Methyl Perfluorooctanesulfonamidoacetic Acid (NMeFOSAA)	2
Perfluoroundecanoic Acid (PFUnA)	2
Perfluorodecanesulfonic Acid (PFDS)	2
Perfluorooctanesulfonamide (FOSA)	2
N-Ethyl Perfluorooctanesulfonamidoacetic Acid (NEtFOSAA)	2
Perfluorododecanoic Acid (PFDoA)	2
Perfluorotridecanoic Acid (PFTrDA)	2
Perfluorotetradecanoic Acid (PFTA)	2
PFOA/PFOS, Total	2

Per-and Polyfluoroalkyl Substances (PFAS)	Reporting Limit— Soil (ng/g)
Perfluorobutanoic Acid (PFBA)	0.500
Perfluoropentanoic Acid (PFPeA)	0.500
Perfluorobutanesulfonic Acid (PFBS)	0.250
Perfluorohexanoic Acid (PFHxA)	0.500
Perfluoroheptanoic Acid (PFHpA)	0.250
Perfluorohexanesulfonic Acid (PFHxS)	0.250
Perfluorooctanoic Acid (PFOA)	0.250
1H,1H,2H,2H-Perfluorooctanesulfonic Acid (6:2 FTS)	0.500
Perfluoroheptanesulfonic Acid (PFHpS)	0.500

Appendix B:

Emerging Contaminant Sampling Plan

WP Mall Cleaners & Gas Station Site

WHITE PLAINS, NEW YORK

**SOIL AND GROUNDWATER SAMPLING
PLAN FOR
EMERGING CONTAMINANTS**

Prepared for:

**Hamilton Green I Partners LLC
c/o Knauf Shaw
1400 Crossroads Building
2 State Street
Rochester, New York 14614**

Prepared by:

**SESI CONSULTING ENGINEERS, D.P.C.
12A Maple Avenue
Pine Brook, NJ 07058**

**SEPTEMBER 2021
REVISED APRIL 2022**

Table of Contents

1.0	PROJECT DESCRIPTION	1
2.0	SOIL SAMPLING PLAN	2
3.0	GROUNDWATER SAMPLING PLAN	3
4.0	SOIL SAMPLE COLLECTION AND HANDLING	4
5.0	SAMPLE SHIPMENT	5

1.0 PROJECT DESCRIPTION

This document presents the soil and groundwater emergent contaminant sampling plan for the Remedial Investigation/Interim Remedial Measures Workplan (RI/IRMWP) of the property located at 250 Hamilton Avenue, Westchester County, White Plains, New York (the "Site"). The Site consists of a 1.808-acre parcel and is a new tax lot that was formerly a portion of two (2) contiguous lots totaling approximately 3.75 acres. The Site is identified as Tax Lot No. 125.67-5-1..1, as was formerly part of the Hamilton Green BCP Site No. 360177. In this report, when the property identified as 230 Hamilton Avenue is cited, this refers solely to the adjacent Hamilton Green BCP Site and when property identified as 200 Hamilton Avenue is cited, this refers to both the adjacent Hamilton Green BCP Site and this Site. The Site contains the former White Plains Mall parking lot and a portion of the former White Plains Mall, which is currently unoccupied. The Site is bounded to the north by Barker Avenue, to the east by Cottage Place, to the south by Hamilton Avenue, and to the west by the former White Plains Mall. The nearest surface water body is the Bronx River located approximately 0.6 miles west of the Site.

Historic Sanborn fire insurance maps, as outlined in AKRF's Phase I ESA, indicate that the Site contained several private residential dwellings, a candy manufacturer, and a gasoline station located on the southern portion of the Site with greasing operations and four (4) gasoline tanks at 250 Hamilton Avenue on the 1950 map. There is an adjacent off-site gas station with three (3) gasoline tanks at 230 Hamilton Avenue located west of the Site on the 1930 through 1950 maps. Numerous private dwellings were shown within the current building footprint on historic Sanborn maps from 1894 to 1950. Based on these findings, the Phase I ESA identified the potential for abandoned underground storage tanks (USTs) and/or associated petroleum contamination in the Site subsurface associated with the gasoline stations and/or heating oil for the residential dwellings as a recognized environmental condition (REC). The former on-Site structures were likely present until construction of the current two-story shopping mall and east-adjacent asphalt-paved parking lot. Based on historic records and interviews, the western adjacent shopping mall was constructed in 1972 and has operated as the White Plains Mall with a variety of tenants since its construction, including potential dry cleaners listed in historic City Directories.

2.0 SOIL SAMPLING PLAN

The sampling will be performed in accordance with the New York State Department of Environmental Conservation (NYSDEC) Guidelines for Sampling and Analysis of Per- and Polyfluoroalkyl Substances (PFAS) Under NYSDC's Part 375 Remedial Programs, dated June 2021. The soil samples will be sent via chain of custody to an ELAP-certified laboratory and analyzed for TCL/TAL+30, 1,4-dioxane and the PFAS compounds listed in Table 1. The soil samples will be analyzed for PFAS using Modified USEPA Method 537. Reporting limits for each PFAS compound will not exceed 1 microgram per kilogram (ug/kg). NYSDC will be informed if detection limits on certain PFAS compounds cannot be met by the laboratory. Category B deliverables and an electronic data deliverable will be completed. A DUSR will be prepared by a data validator for all the analyses including PFAS and 1,4-dioxane. The method detection limit (MDL) for 1,4-dioxane will be no higher than 0.1 mg/kg (ppm).

Because PFAS compounds must be analyzed at concentrations in the ug/kg range, precautions must be taken to prevent cross-contamination during sampling events. Field sampling equipment that is used at multiple sites or sampling locations could become highly contaminated with PFAS. Soil sampling at this site will involve the use of non-dedicated equipment, such as a Geoprobe direct push drill rig, which could be a source of cross-contamination. Decontamination procedures outlined in this document will be followed to avoid cross contamination and equipment will be verified as PFAS-free. Special care and consideration will be given to the field sampling equipment when stored and handled outside the site boundaries or between different sample locations.

Items that may be directly in contact with the soil, including spoons, bowls, and direct push equipment, including any split spoon or sampling barrels, have a high likelihood of cross-contamination occurring if the proper decontamination procedures are not followed. These items should be known to be PFAS free. Item that will not directly contact the soil, including field books, Post-It® Notes, aluminum foil, recycled paper towels, binders, or spiral hard cover, can be a source of PFAS contamination. Every effort will be made to ensure these items are PFAS-free.

For the sampling equipment, the following items, materials, and procedures will be used for decontamination:

- Municipal drinking water may be used for decontamination if it is known to be PFAS-free. Commercially available deionized water in an HDPE container may also be used for decontamination.
- Standard two step decontamination using Alconox® detergent and PFAS-free triple water rinse will be performed for the sampling equipment.
- Sampling equipment may be scrubbed with polyethylene or a polyvinyl chloride (PVC) brush to remove particulates.
- The sampling equipment components will not come in contact with material that may potentially contain PFAS such as aluminum foil, low density polyethylene (LDPE), polytetrafluoroethylene (PTFE, Teflon®) or other fluoropolymers.
- Soil sampling equipment will be decontaminated between each sampling point and at the conclusion of the workday. This is to ensure sampling equipment is decontaminated ahead of time for the next sampling event.

Equipment rinsate blanks will be collected daily for the equipment that comes in contact with the soil samples and is decontaminated and reused. If all the sampling materials are disposable, no field blanks will be collected. Field duplicates will be collected on a frequency of 1/20 samples. One matrix spike and matrix spike duplicate (MS/MSD) will also be collected on a frequency of 1/20 samples. A trip blank will accompany each laboratory shipment which includes analysis for volatile organic compounds.

3.0 GROUNDWATER SAMPLING PLAN

The sampling will be performed in accordance with the NYSDEC Guidelines for Sampling and Analysis of PFAS Under NYSDEC's Part 375 Remedial Programs, dated June 2021. The PFAS groundwater sample will be collected in tow (2) 250 ml HDPE plastic bottles and will be unpreserved. The holding time is 14 days. The groundwater samples will be sent via chain of custody in a cooler at 4 degrees C to an ELAP-certified laboratory and analyzed for TCL/TAL+30, 1,4-dioxane and the PFAS compounds listed in Table 1. The groundwater samples will be analyzed for PFAS using Modified USEPA Method 537. Reporting limits for PFOA and PFOS will not exceed 2 nanogram per liter (ng/L). Category B deliverables and an electronic data deliverable will be completed. A DUSR will be prepared by a data validator for all the analyses including PFAS and 1,4-dioxane. The method detection limit (MDL) for 1,4-dioxane will be no higher than 0.28 µg/l (ppb). In order to get the appropriate detection limit, the lab will run EPA method 8270 in "selective ion monitoring" (SIM) mode for 1,4-dioxane.

PFAS are very persistent in the environment and in the human body. There is evidence that exposure to PFAS can lead to adverse human health effects. EPA established the health advisory levels for PFAS in drinking water at 70 parts per trillion. Due to their presence in a variety of products, persistence in the environment and very low drinking water standards, care must be used when groundwater sampling for PFAS to avoid cross contamination from the sampling equipment and personal protective equipment (PPE).

4.0 SOIL SAMPLE COLLECTION AND HANDLING

The following considerations will be observed:

- No fabric softener will be used on clothing to be worn by the sampling personnel in the field. Clothing that contains PTFE material (including GORE-TEX®) or that have been waterproofed with PFAS-containing materials will be avoided.
- Cosmetics, moisturizers, hand cream, unauthorized sunscreen, insect repellent or other related products will not be used by the sampling staff on sampling days.
- Food and drink packaging materials such as pre-wrapped food or snacks (i.e. candy bars, microwave popcorn, etc.) will not be used in the sampling and staging areas.
- Sampling will be conducted with powderless nitrile gloves. The gloves will be changed frequently any time there is an opportunity for cross-contamination during sampling, including, but not limited to:
 - a. Immediately prior to sample collection
 - b. Each time sampling equipment is placed in and then removed from soil at a new location
 - c. Handling of any sample, including quality assurance/quality control (QA/QC) samples
 - d. After the handling of any non-dedicated sampling equipment
 - e. After contact with non-decontaminated surfaces
 - f. After decontamination of sampling equipment
 - g. When judged necessary by field personnel
- HDPE or polypropylene sample bottles with Teflon®-free caps, provided by the laboratory will be used. Sample containers will not come in contact with material that may potentially contain PFAS.
- Bottles will only be opened immediately prior to sampling.
- Dust and fibers will be kept out of sample bottles.
- The sample caps will never be placed directly on the ground during sampling. If the sampling staff must set the sample bottle cap down during sample collection and a second member of the sampling crew (wearing a fresh pair of powderless nitrile gloves) is not available, the cap will be set on a clean surface (cotton sheeting, HDPE sheeting, triple rinsed cooler lid, etc.).
- Regular size Sharpie® and thicker markers will be avoided. Fine and Ultra-Fine point Sharpie® markers may be used. Ballpoint pens may be used when labeling sample containers. If ballpoint pens do not write on the sample container labels, preprinted labels from the laboratory may be used.

- Sample bottles, coolers, sample labels and a chain of custody form will be provided by the analytical laboratory.
- PFAS samples will be collected prior to collecting non-PFAS samples.
- Soil samples will be collected in one (1) 4 oz. HDPE plastic jars.
- Soil samples will be unpreserved.
- Holding time is 14 days.

5.0 SAMPLE SHIPMENT

In the absence of a formal USEPA guidance for PFAS sample storage, the documentation in USEPA Method 537 Rev. 1.1 will be used as a guide for thermal preservation and holding times for soil or other samples. Samples will be chilled during storage and shipment, and will not exceed 50°F (10° C) during the first 48 hours after collection.

The following procedures will be used by SESI for sample shipment:

- Regular ice will be used to cool and maintain the samples at or below 42.8°F (6°C). Chemical or blue ice may be used if it is known to be PFAS-free and the samples can be cooled and maintained at or below 42.8°F (6°C) during collection and through transit to the laboratory.
- The coolers will be periodically checked to ensure samples are well iced and at the proper temperature. Refresh with regular ice if needed. The ice may be double bagged in LDPE resealable storage bags. LDPE may be used if an equipment blank demonstrates the LDPE is PFAS-free.
- Chain of Custody and other forms will be single bagged in LDPE (e.g. Ziploc®) storage bags and taped to the inside of the cooler lid. LDPE may be used if an equipment blank demonstrates the LDPE is PFAS-free.
- The cooler(s) will be taped closed with a custody seal and picked up by a ELAP certified lab within 24 hrs.



Table 1: PFAS compounds list*

Group	Chemical Name	Abbreviation	CAS Number
Perfluoroalkyl sulfonates	Perfluorobutanesulfonic acid	PFBS	375-73-5
	Perfluorohexanesulfonic acid	PFHxS	355-46-4
	Perfluoroheptanesulfonic acid	PFHpS	375-92-8
	Perfluorooctanesulfonic acid	PFOS	1763-23-1
	Perfluorodecanesulfonic acid	PFDS	335-77-3
Perfluoroalkyl carboxylates	Perfluorobutanoic acid	PFBA	375-22-4
	Perfluoropentanoic acid	PFPeA	2706-90-3
	Perfluorohexanoic acid	PFHxA	307-24-4
	Perfluoroheptanoic acid	PFHpA	375-85-9
	Perfluorooctanoic acid	PFOA	335-67-1
	Perfluorononanoic acid	PFNA	375-95-1
	Perfluorodecanoic acid	PFDA	335-76-2
	Perfluoroundecanoic acid	PFUA/PFUdA	2058-94-8
	Perfluorododecanoic acid	PFDoA	307-55-1
	Perfluorotridecanoic acid	PFTriA/PFTrDA	72629-94-8
	Perfluorotetradecanoic acid	PFTA/PFTeDA	376-06-7
Fluorinated Telomer Sulfonates	6:2 Fluorotelomer sulfonate	6:2 FTS	27619-97-2
	8:2 Fluorotelomer sulfonate	8:2 FTS	39108-34-4
Perfluorooctane-sulfonamides	Perfluorooctanesulfonamide	FOSA	754-91-6
Perfluorooctane-sulfonamidoacetic acids	N-methyl perfluorooctanesulfonamidoacetic acid	N-MeFOSAA	2355-31-9
	N-ethyl perfluorooctanesulfonamidoacetic acid	N-EtFOSAA	2991-50-6

*Table source is NYSDEC Guidelines for Sampling and Analysis of PFAS Under NYSDEC's Part 375 Remedial Programs, dated June 2021.

Appendix C:

Typical Boring/Well Construction Log

	PROJECT NAME:					MONITORING WELL NO.				
	PROJECT LOCATION:					JOB NO.				
					GROUND ELEVATION:					
BORING BY:	DATE STARTED		DEVELOPMENT PERIOD			INSIDE CASING DIAMETER (in)				
INSPECTOR:	DATE COMPLETED		DEVELOPMENT METHOD			BOREHOLE DIAMETER (in)				
NJ DEP PERMIT NO.:	DATE DEVELOPED		DEVELOPMENT RATE		# gpm	INITIAL WATER LEVEL (ft):				
WELL CONSTRUCTION		DEPTH (ft)	Sample	Blows on Spoon				REC	SOIL DESCRIPTION AND STRATIFICATION	P.I.D.
		0		0/6	6/12	12/18	18/24	(in)		
Depth (feet below grade) Top of Casing: #  Ground Surface # Top of Riser # Top of Seal # Top of Sand Pack # Top of Screen # Bottom of Screen Bottom of Boring Remarks:		5								
Casing Type:										
Well Cap:										
Grout Type:										
Well Key:		10								
Riser Pipe:										
		15								
Sand/Gravel Pack Size:		20								
Screen Size:										
		25								
		30								
		35								
		40								

Approximate Change in Strata: _____ Inferred Change in Strata: _____

The subsurface information shown hereon was obtained for the design and estimating purposes for our client. It is made available to authorized users only that they may have access to the same information available to our client. It is presented in good faith, but it is not intended as a substitute for investigations, interpretations or judgment of such authorized users. Information on the logs should not be relied upon without the geotechnical engineers recommendations contained in the report from which these logs were extracted. Soil descriptions represent a field identification after D. M. Burmister unless otherwise noted.

Appendix D: Citizen Participation Plan



NEW YORK
STATE OF
OPPORTUNITY

**Department of
Environmental
Conservation**

Brownfield Cleanup Program

Citizen Participation Plan

for

WP Mall Cleaners & Gas Station Site

April 2022

C360221
250 Hamilton Avenue
White Plains
Westchester County, New York

Contents

<u>Section</u>	<u>Page Number</u>
1. What is New York's Brownfield Cleanup Program?	3
2. Citizen Participation Activities.....	3
3. Major Issues of Public Concern.....	9
4. Site Information.....	9
5. Investigation and Cleanup Process	10
Appendix A - Project Contacts and Locations of Reports and Information	15
Appendix B - Site Contact List.....	16
Appendix C - Site Location Map.....	22
Appendix D - Brownfield Cleanup Program Process	23

* * * * *

Note: The information presented in this Citizen Participation Plan was current as of the date of its approval by the New York State Department of Environmental Conservation. Portions of this Citizen Participation Plan may be revised during the site's investigation and cleanup process.

Applicant: **Hamilton Green I Partners LLC (“Applicant”)**
Site Name: **WP Mall Cleaners & Gas Station Site (“Site”)**
Site Address: **250 Hamilton Avenue, White Plains, NY**
Site County: **Westchester**
Site Number: **C360221**

1. What is New York’s Brownfield Cleanup Program?

New York’s Brownfield Cleanup Program (BCP) works with private developers to encourage the voluntary cleanup of contaminated properties known as “brownfields” so that they can be reused and developed. These uses include recreation, housing, and business.

A *brownfield* is any real property that is difficult to reuse or redevelop because of the presence or potential presence of contamination. A brownfield typically is a former industrial or commercial property where operations may have resulted in environmental contamination. A brownfield can pose environmental, legal, and financial burdens on a community. If a brownfield is not addressed, it can reduce property values in the area and affect economic development of nearby properties.

The BCP is administered by the New York State Department of Environmental Conservation (NYSDEC) which oversees Applicants who conduct brownfield site investigation and cleanup activities. An Applicant is a person who has requested to participate in the BCP and has been accepted by NYSDEC. The BCP contains investigation and cleanup requirements, ensuring that cleanups protect public health and the environment. When NYSDEC certifies that these requirements have been met, the property can be reused or redeveloped for the intended use.

For more information about the BCP, go online at:
<http://www.dec.ny.gov/chemical/8450.html> .

2. Citizen Participation Activities

Why NYSDEC Involves the Public and Why It Is Important

NYSDEC involves the public to improve the process of investigating and cleaning up contaminated sites, and to enable citizens to participate more fully in decisions that affect their health, environment, and social well-being. NYSDEC provides opportunities for citizen involvement and encourages early two-way communication with citizens before decision makers form or adopt final positions.

Involving citizens affected and interested in site investigation and cleanup programs is important for many reasons. These include:

- Promoting the development of timely, effective site investigation and cleanup programs that protect public health and the environment
- Improving public access to, and understanding of, issues and information related to a particular site and that site's investigation and cleanup process
- Providing citizens with early and continuing opportunities to participate in NYSDEC's site investigation and cleanup process
- Ensuring that NYSDEC makes site investigation and cleanup decisions that benefit from input that reflects the interests and perspectives found within the affected community
- Encouraging dialogue to promote the exchange of information among the affected/interested public, State agencies, and other interested parties that strengthens trust among the parties, increases understanding of site and community issues and concerns, and improves decision making.

This Citizen Participation (CP) Plan provides information about how NYSDEC will inform and involve the public during the investigation and cleanup of the site identified above. The public information and involvement program will be carried out with assistance, as appropriate, from the Applicant.

Project Contacts

Appendix A identifies NYSDEC project contact(s) to whom the public should address questions or request information about the site's investigation and cleanup program. The public's suggestions about this CP Plan and the CP program for the site are always welcome. Interested people are encouraged to share their ideas and suggestions with the project contacts at any time.

Locations of Reports and Information

The locations of the reports and information related to the site's investigation and cleanup program also are identified in Appendix A. These locations provide convenient access to important project documents for public review and comment. Some documents may be placed on the NYSDEC web site. If this occurs, NYSDEC will inform the public in fact sheets distributed about the site and by other means, as appropriate.

Site Contact List

Appendix B contains the site contact list. This list has been developed to keep the community informed about, and involved in, the site's investigation and cleanup process. The site contact list will be used periodically to distribute fact sheets that provide updates about the status of the project. These will include notifications of upcoming activities at the site (such as fieldwork), as well as availability of project documents and announcements about public comment periods.

The site contact list includes, at a minimum:

- Chief executive officer and planning board chairperson of each county, city, town and village in which the site is located;
- Residents, owners, and occupants of the site and properties adjacent to the site;
- The public water supplier which services the area in which the site is located;
- Any person who has requested to be placed on the site contact list;
- The administrator of any school or day care facility located on or near the site for purposes of posting and/or dissemination of information at the facility;
- Location(s) of reports and information.

The site contact list will be reviewed periodically and updated as appropriate. Individuals and organizations will be added to the site contact list upon request. Such requests should be submitted to the NYSDEC project contact(s) identified in Appendix A. Other additions to the site contact list may be made at the discretion of the NYSDEC project manager, in consultation with other NYSDEC staff as appropriate.

Note: The first site fact sheet (usually related to the draft Remedial Investigation Work Plan) is distributed both by paper mailing through the postal service and through DEC Delivers, its email listserv service. The fact sheet includes instructions for signing up with the appropriate county listserv to receive future notifications about the site. See <http://www.dec.ny.gov/chemical/61092.html> .

Subsequent fact sheets about the site will be distributed exclusively through the listserv, except for households without internet access that have indicated the need to continue to receive site information in paper form. Please advise the NYSDEC site project manager identified in Appendix A if that is the case. Paper mailings may continue during the investigation and cleanup process for some sites, based on public interest and need.

CP Activities

The table at the end of this section identifies the CP activities, at a minimum, that have been and will be conducted during the site's investigation and cleanup program. The

flowchart in Appendix D shows how these CP activities integrate with the site investigation and cleanup process. The public is informed about these CP activities through fact sheets and notices distributed at significant points during the program. Elements of the investigation and cleanup process that match up with the CP activities are explained briefly in Section 5.

- **Notices and fact sheets** help the interested and affected public to understand contamination issues related to a site, and the nature and progress of efforts to investigate and clean up a site.
- **Public forums, comment periods and contact with project managers** provide opportunities for the public to contribute information, opinions and perspectives that have potential to influence decisions about a site's investigation and cleanup.

The public is encouraged to contact project staff at any time during the site's investigation and cleanup process with questions, comments, or requests for information.

This CP Plan may be revised due to changes in major issues of public concern identified in Section 3 or in the nature and scope of investigation and cleanup activities. Modifications may include additions to the site contact list and changes in planned citizen participation activities.

Technical Assistance Grant

NYSDEC must determine if the site poses a significant threat to public health or the environment. This determination generally is made using information developed during the investigation of the site, as described in Section 5.

If the site is determined to be a significant threat, a qualifying community group may apply for a Technical Assistance Grant (TAG). The purpose of a TAG is to provide funds to the qualifying group to obtain independent technical assistance. This assistance helps the TAG recipient to interpret and understand existing environmental information about the nature and extent of contamination related to the site and the development/implementation of a remedy.

An eligible community group must certify that its membership represents the interests of the community affected by the site, and that its members' health, economic well-being or enjoyment of the environment may be affected by a release or threatened release of contamination at the site.

As of the date the declaration (page 2) was signed by the NYSDEC project manager, a significant threat determination has not yet been made for this site.

To verify the significant threat status of the site, the interested public may contact the NYSDEC project manager identified in Appendix A.

For more information about TAGs, go online at <http://www.dec.ny.gov/regulations/2590.html>

Note: The table identifying the citizen participation activities related to the site's investigation and cleanup program follows on the next page:

Citizen Participation Activities	Timing of CP Activity(ies)
Application Process:	
<ul style="list-style-type: none"> • Prepare site contact list • Establish document repository(ies) 	At time of preparation of application to participate in the BCP.
<ul style="list-style-type: none"> • Publish notice in Environmental Notice Bulletin (ENB) announcing receipt of application and 30-day public comment period • Publish above ENB content in local newspaper • Mail above ENB content to site contact list • Conduct 30-day public comment period 	When NYSDEC determines that BCP application is complete. The 30-day public comment period begins on date of publication of notice in ENB. End date of public comment period is as stated in ENB notice. Therefore, ENB notice, newspaper notice, and notice to the site contact list should be provided to the public at the same time.
After Execution of Brownfield Site Cleanup Agreement (BCA):	
<ul style="list-style-type: none"> • Prepare Citizen Participation (CP) Plan 	Before start of Remedial Investigation Note: Applicant must submit CP Plan to NYSDEC for review and approval within 20 days of the effective date of the BCA.
Before NYSDEC Approves Remedial Investigation (RI) Work Plan:	
<ul style="list-style-type: none"> • Distribute fact sheet to site contact list about proposed RI activities and announcing 30-day public comment period about draft RI Work Plan • Conduct 30-day public comment period 	Before NYSDEC approves RI Work Plan. If RI Work Plan is submitted with application, public comment periods will be combined and public notice will include fact sheet. Thirty-day public comment period begins/ends as per dates identified in fact sheet.
After Applicant Completes Remedial Investigation:	
<ul style="list-style-type: none"> • Distribute fact sheet to site contact list that describes RI results 	Before NYSDEC approves RI Report
Before NYSDEC Approves Remedial Work Plan (RWP):	
<ul style="list-style-type: none"> • Distribute fact sheet to site contact list about draft RWP and announcing 45-day public comment period • Public meeting by NYSDEC about proposed RWP (if requested by affected community or at discretion of NYSDEC project manager) • Conduct 45-day public comment period 	Before NYSDEC approves RWP. Forty-five day public comment period begins/ends as per dates identified in fact sheet. Public meeting would be held within the 45-day public comment period.

Citizen Participation Activities	Timing of CP Activity(ies)
<p align="center">Before Applicant Starts Cleanup Action:</p> <ul style="list-style-type: none"> • Distribute fact sheet to site contact list that describes upcoming cleanup action 	
<p align="center">After Applicant Completes Cleanup Action:</p> <ul style="list-style-type: none"> • Distribute fact sheet to site contact list that announces that cleanup action has been completed and that NYSDEC is reviewing the Final Engineering Report • Distribute fact sheet to site contact list announcing NYSDEC approval of Final Engineering Report and issuance of Certificate of Completion (COC) 	

3. Major Issues of Public Concern

This section of the CP Plan identifies major issues of public concern that relate to the site. Additional major issues of public concern may be identified during the course of the site's investigation and cleanup process.

The on-site building will be demolished, and the site excavated for investigative, remedial and building purposes. Any asbestos in the building will be abated prior to demolition and properly disposed of off-site. The asbestos removal will be by certified professionals and monitored by a NYS Department of Labor Certified Project Monitor. Prior to excavation, a Support of Excavation System (SOE) will be installed at the site perimeter for contractor and community safety during the remediation. Soil, groundwater, and soil vapor samples will be collected, and remediation conducted as required. Removal of asbestos and soils from the site will be by licensed haulers.

The entire site will require soil excavation. Therefore, once the remediation commences, there may be concerns regarding odors, noise or truck traffic coming from the Site. However, these impacts will be mitigated and/or addressed by implementation of a Health and Safety Plan and Soil Management Plan approved by the NYSDEC, which will be designed to minimize these impacts. A Community Air Monitoring Plan will also be implemented to monitor dust and vapors to ensure the community is not impacted. CAMP implementation involves the placement of air monitoring stations downwind of where work is occurring to capture both dust and vapor emissions. If dust or emissions exceed a set threshold established by NYSDEC and the Department of Health, then work must cease and the cause of the issue must be corrected before work can proceed.

4. Site Information

Appendix C contains a map identifying the location of the site.

Site Description

- **Location - 250 Hamilton Avenue, White Plains, NY, Westchester County**
- **Setting - Urban**
- **Site size – 1.808 acres**
- **Adjacent properties – Residential, Commercial**

History of Site Use, Investigation, and Cleanup

Most recently, a portion of the Site was used as a parking lot and the remaining portion of the Site contained part of the White Plains Mall building. Prior to that use, the Site

had a long history of commercial and industrial uses. Specifically, the Site has been used as a gasoline service station and a candy manufacturing facility. A dry cleaner was also located somewhere in the White Plains Mall, part of which is located on this Site. A second gas station was also located at 200-230 Hamilton Avenue, which is associated with an adjoining BCP Site No. C360177.

During the first environmental subsurface Phase II Investigation, visual field observations of petroleum contamination in soil and groundwater led to a spill report on September 28, 2017. Spill No. 17-06297 was assigned by the NYSDEC and this spill file remains open. The spill locations were located in both the southern half of this site near the location of a former gas station and in relation to the second gas station formerly located at 200-230 Hamilton Avenue on the adjacent BCP Site. In addition to the petroleum contamination in soil and groundwater, other contaminants of concern were found in soil vapor. Subsequent environmental investigation work further delineated the petroleum contamination in seven out of ten borings, as well as SVOCs and metals in historic fill layer, but no tanks were found. The most recent investigation work has confirmed Site contamination above applicable unrestricted use cleanup standards or screening levels. The Spill No. 17-06297 will be administratively closed and remediated under the Brownfield Program.

A Remedial Investigation/Interim Remedial Measures Work Plan ("RI/IRMWP") has been submitted with this application. This RI/IRMWP has been prepared to achieve the following objectives:

- To complete the horizontal and vertical delineation of the nature and extent of contamination on the Site;
- To identify any potential source areas of contamination;
- To determine the remedial action needed to protect human health and the environment;
- To collect sufficient data to advance the remediation of the Site;
- To allow for demolition of the existing building;
- To allow for installation of the support of excavation (SOE); and
- To excavate on-Site contaminated soil by removal to achieve a Track 1 soil remedy.

5. Investigation and Cleanup Process

Application

The Applicant has applied for and been accepted into New York's Brownfield Cleanup Program as a Volunteer. This means that the Applicant was not responsible for the disposal or discharge of the contaminants or whose ownership or operation of the site took place after the discharge or disposal of contaminants. The Volunteer must fully

characterize the nature and extent of contamination onsite, and must conduct a “qualitative exposure assessment,” a process that characterizes the actual or potential exposures of people, fish and wildlife to contaminants on the site and to contamination that has migrated from the site.

The Applicant in its Application proposes that the site will be used for unrestricted purposes.

To achieve this goal, the Applicant will conduct investigation activities at the site with oversight provided by NYSDEC. The Brownfield Cleanup Agreement executed by NYSDEC and the Applicant sets forth the responsibilities of each party in conducting these activities at the site.

Investigation

The Applicant will conduct an investigation of the site officially called a “remedial investigation” (RI). This investigation will be performed with NYSDEC oversight. The Applicant must develop a remedial investigation workplan, which is subject to public comment.

The site investigation has several goals:

- 1) define the nature and extent of contamination in soil, surface water, groundwater and any other parts of the environment that may be affected;
- 2) identify the source(s) of the contamination;
- 3) assess the impact of the contamination on public health and the environment; and
- 4) provide information to support the development of a proposed remedy to address the contamination or the determination that cleanup is not necessary.

The Applicant has submitted a draft “Remedial Investigation Work Plan” and an “Interim Remedial Measures Work Plan” to NYSDEC for review and approval. NYSDEC has made the draft plan available to the public review during a 30-day public comment period with the application.

When the investigation and the interim remedial measures are complete, the Applicant will prepare and submit reports that summarize the results. These reports also will recommend whether cleanup action is needed to address any remaining site-related contamination. The investigation report and interim remedial measures closure report are subject to review and approval by NYSDEC.

NYSDEC will use the information in these reports to determine if the site poses a significant threat to public health or the environment. If the site is a “significant threat,” it

must be cleaned up using a remedy selected by NYSDEC from an analysis of alternatives prepared by the Applicant and approved by NYSDEC. If the site does not pose a significant threat, the Applicant may select the remedy from the approved analysis of alternatives.

Interim Remedial Measures

An Interim Remedial Measure (IRM) is an action that can be undertaken at a site when a source of contamination or exposure pathway can be effectively addressed before the site investigation and analysis of alternatives are completed. As stated above IRM work is planned and the IRM Work Plan has been subject to a 30-day public comment period with the application.

Remedy Selection

When the investigation and IRM work on the site has been determined to be complete, the project likely would proceed in one of two directions:

1. The Applicant may recommend in its investigation report and IRM closure report that no additional action is necessary at the site. In this case, NYSDEC would make the these reports available for public comment for 45 days. NYSDEC then would complete its review, make any necessary revisions, and, if appropriate, approve the investigation report and IRM completion report. NYSDEC would then issue a “Certificate of Completion” (described below) to the Applicant.

or

2. The Applicant may recommend in its investigation report and IRM closure report that action needs to be taken to address remaining site contamination. After NYSDEC approves these reports, the Applicant may then develop a final cleanup plan, officially called a “Remedial Work Plan”. The Remedial Work Plan describes the Applicant’s proposed remedy for addressing the remaining contamination related to the site.

When the Applicant submits a draft Remedial Work Plan for approval, NYSDEC would announce the availability of the draft plan for public review during a 45-day public comment period.

Cleanup Action

NYSDEC will consider public comments, and revise the draft cleanup plan if necessary, before approving the proposed remedy. The New York State Department of Health (NYSDOH) must concur with the proposed remedy. After approval, the proposed

remedy becomes the selected remedy. The selected remedy is formalized in the site Decision Document.

The Applicant may then design and perform the cleanup action to address the site contamination. NYSDEC and NYSDOH oversee the activities. When the Applicant completes cleanup activities, it will prepare a final engineering report that certifies that cleanup requirements have been achieved or will be achieved within a specific time frame. NYSDEC will review the report to be certain that the cleanup is protective of public health and the environment for the intended use of the site.

Certificate of Completion

When NYSDEC is satisfied that cleanup requirements have been achieved or will be achieved for the site, it will approve the final engineering report. NYSDEC then will issue a Certificate of Completion (COC) to the Applicant. The COC states that cleanup goals have been achieved, and relieves the Applicant from future liability for site-related contamination, subject to certain conditions. The Applicant would be eligible to redevelop the site after it receives a COC.

Site Management

The purpose of site management is to ensure the safe reuse of the property if contamination will remain in place. Site management is the last phase of the site cleanup program. This phase begins when the COC is issued. Site management incorporates any institutional and engineering controls required to ensure that the remedy implemented for the site remains protective of public health and the environment. All significant activities are detailed in a Site Management Plan.

An *institutional control* is a non-physical restriction on use of the site, such as a deed restriction that would prevent or restrict certain uses of the property. An institutional control may be used when the cleanup action leaves some contamination that makes the site suitable for some, but not all uses.

An *engineering control* is a physical barrier or method to manage contamination. Examples include: caps, covers, barriers, fences, and treatment of water supplies.

Site management also may include the operation and maintenance of a component of the remedy, such as a system that pumps and treats groundwater. Site management continues until NYSDEC determines that it is no longer needed.

Appendix A - Project Contacts and Locations of Reports and Information

Project Contacts

For information about the site's investigation and cleanup program, the public may contact any of the following project staff:

New York State Department of Environmental Conservation (NYSDEC):

Greta White
Project Manager
NYSDEC
625 Broadway
Albany, NY 12233
Greta.white@dec.ny.gov
(518) 402-2029

New York State Department of Health (NYSDOH):

Kristin Kulow
Project Manager
NYSDOH
28 Hill Street
Suite 201
Oneonta, NY 13820
Kristin.kulow@health.ny.gov

Locations of Reports and Information

The facilities identified below are being used to provide the public with convenient access to important project documents:

White Plains Public Library	Hours:	
100 Martine Avenue	Mon-Thursday	10am-9pm
White Plains, NY 10601	Friday	10am-6pm
Attn: Brian Kenney, Director	Saturday	10am-5pm
Phone: (914) 422-1400	Sunday	1pm-5pm

You can also get information about this Site at

https://www.dec.ny.gov/cfm/xtapps/dere_xternal/index.cfm/C360221.

If you cannot access the online repository at <https://gisservices.dec.ny.gov/gis/dil/>, and specifically the link to the documents in relation to this site at

<https://www.dec.ny.gov/data/DecDocs/C/> please contact the NYSDEC project manager listed above for assistance.

Type in the site address when accessing this website and then click on DEC Information Layers link. In this link, click “Environmental Cleanup” and check all of the boxes. Then zoom in to see the documents of this site.

Appendix B - Site Contact List

Federal and State Officials		
Chuck E. Schumer U.S. Senate 780 Third Avenue, Suite 2301 New York, NY 10017	Kirsten Gillibrand U.S. Senate 780 Third Avenue, Suite 2601 New York, NY 10017	Sarah Crowell, AICP NYS Dept. State - Office of Planning and Development, Director One Commerce Plaza, 99 Washington Ave, Suite 1010 Albany, NY 12231
Mondaire Jones U.S. House of Representatives, 17th District 222 Mamaroneck Avenue White Plains, NY 10605	Andrea Stewart-Cousins New York State Senator, 35th District 188 State Street, Room 907 Albany, NY 12247	Chris Burdick NYS Assembly Member, 93rd District LOB 326 Albany, NY 12248
George Latimer Westchester County Executive 148 Martine Avenue White Plains, NY 10601	Richard Hyman Westchester County Planning Board, Chair 148 Martine Avenue White Plains, NY 10601	Thomas M. Roach Mayor of White Plains 255 Main Street White Plains, NY 10601
John J. Ioris White Plains Planning Board, Chair 255 Main Street White Plains, NY 10601	Damon Amadio, P.E. White Plains Building Department, Commissioner 70 Church Street White Plains, NY 10601	
Media Outlets		
The Journal News- Westchester Media Outlet 1133 Westchester Avenue, Suite N110 White Plains, NY 10604		
Public Water Supplier		
Richard G. Hope White Plains Dept of Public Works, Bureau of Water & Wastewater 255 Main Street White Plains, NY 10601		

Schools and Daycare Centers		
Myra Castillo Church Street School, Principal 295 Church Street White Plains, NY 10603	Leroy Dixon Eastview Campus, White Plains Public School, Principal 350 Main Street White Plains, NY 10601	Ryan Monk Fusion Academy Westchester, Head of School 1 N Broadway, Suite 120 White Plains, NY 10601
Paul Bratcher Rochambeau Alternative High School, Director 228 Fisher Avenue White Plains, NY 10606	Paul M. Pizzutello Reach Academy, Principal 45 Gainsborg Avenue E West Harrison, NY 10604	Anatolia Torres Sunny Day Care 52 West Prospect Avenue White Plains, NY 10607
Patricia Diez-Canseco Patricia's Day Care 58 Lincoln Avenue White Plains, NY 10606	Hope J. Pierce Lil Explorers Day Care 39 Trenton Avenue White Plains, NY 10606	Adagui G. Marchena Mini City Daycare 66 Concord Avenue White Plains, NY 10606
Stepahnie Aromando Children's Corner Learning Center, Director 120 Bloomingdale Road White Plains, NY 10605	Candy and Consuelo Camacho My Sister's Daycare 3 Ridgeview Avenue White Plains, NY 10606	Lia Cirjau Lia's Day Care 236 S Lexington Avenue White Plains, NY 10606
Barbara Dann Kiddie Academy of White Plains, Director 222 Bloomingdale Road, Suite 108 White Plains, NY 10605		
Adjacent Property Owners		
WP Mall Realty, LLC Adjacent Property Owner of 200 Hamilton Avenue 35 West Street, Suite 202 Spring Valley, NY 10977	GHP Hamilton, LLC Adjacent Property Owner of 170 Hamilton Avenue 4 West Red Oak Lane, Suite 200 White Plains, NY 10604	Con Edison Co of NY Inc Adjacent Property Owner of 9 New Street 4 Irving Place, Room 1875 New York, NY 10003
12 Water Street Associates LLC Adjacent Property Owner of 12 Water Street 89 Edison Avenue, Attn:Jackie Monaco Mt. Vernon, NY 10550	1 Barker Ave LLC Adjacent Property Owner of 1 Barker Avenue 35 West Street, Suite 202 Spring Valley, NY 10977	Stillman Property Management (Condo) Adjacent Property Owner of 25 Rockledge Avenue 440 Mamaroneck Ave, Suite S512 Harrison, NY 10528

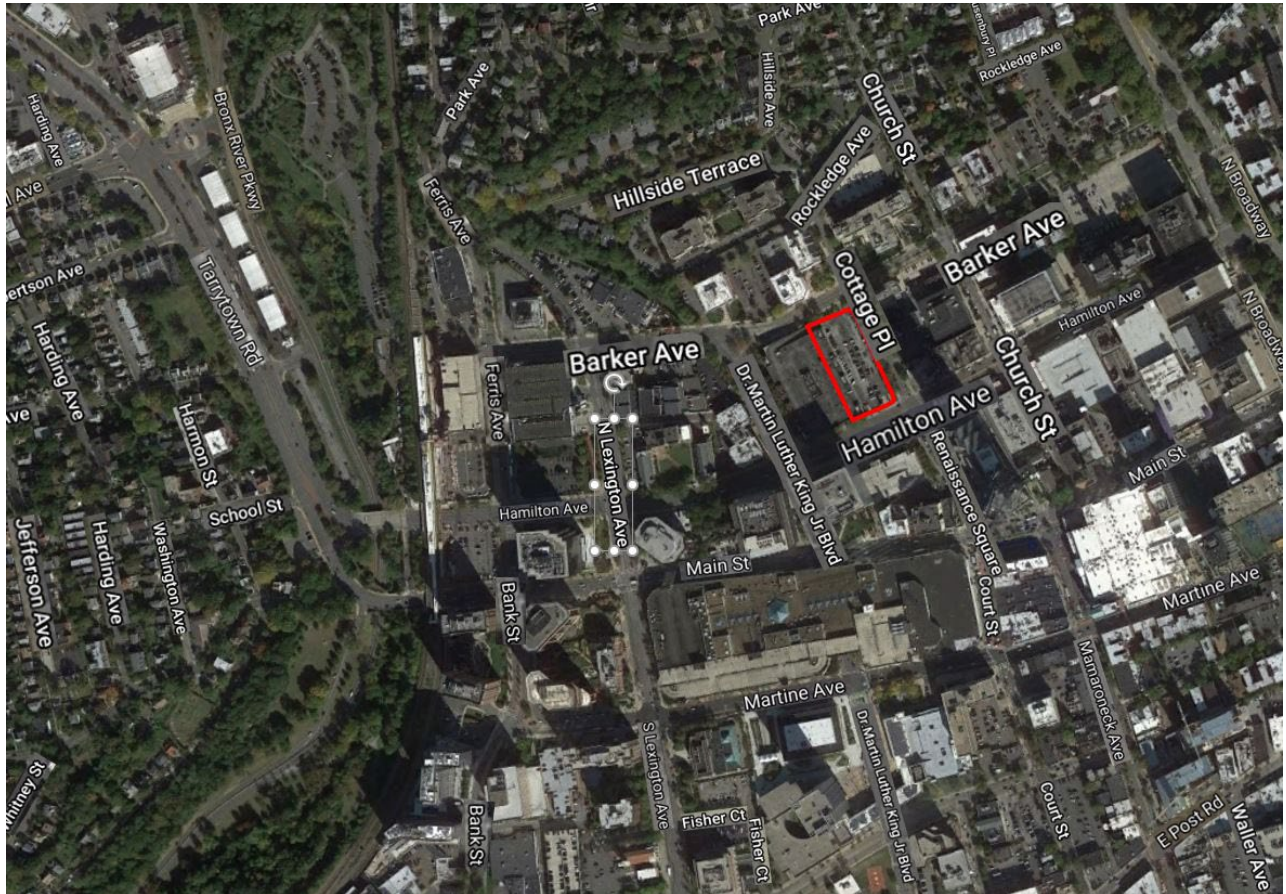
3 Barker Ave LLC Adjacent Property Owner of 3 Barker Avenue 35 West Street Spring Valley, NY 10977	Marriott International, Inc. Adjacent Property Owner of 5 Barker Avenue 5 Barker Street White Plains, NY 10601	Avalon WP I, LLC (Apartment Building) Adjacent Property Owner of 27 Barker Avenue 28 Liberty Street New York, NY 10005
Avalon WP VI, LLC Adjacent Property Owner of 21 Barker Avenue 28 Liberty Street New York, NY 10005	Pavilion Condos Adjacent Property Owner of 10 Cottage Place Management Office, 10 Cottage Place White Plains, NY 10601	Matthew's Cottage, Inc. Adjacent Property Owner of 8 Cottage Place 8 Cottage Place White Plains, NY 10601
Berkeley 99 Church St LLC Adjacent Property Owner of 97-109 Church Street 99 Church Street White Plains, NY 10601	Amcott Associates Adjacent Property Owner of 4 Cottage Place and 300 Hamilton 60 Morrow Avenue Scarsdale, NY 10583	274 SNK Hamilton Ave LLC Adjacent Property Owner of 247 Hamilton Avenue 1983 Route 52, Suite 1A Hopewell Junction, NY 12533
Epic Renaissance LLC Adjacent Property Owner of 7 Renaissance Square 7 Renaissance Square White Plains, NY 10601	Power Authority of the State of New York Adjacent Property Owner of 123 Main Street 123 Main Street, Mail Stop 10B White Plains, NY 10601	The Original Pancake House Adjacent Property Operator of 170 Hamilton Avenue 170 Hamilton Avenue White Plains, NY 10601
Silverson Pareres & Lombardi LLP Adjacent Property Operator of 170 Hamilton Avenue 170 Hamilton Avenue, Suite 310 White Plains, NY 10601	The Breton Group Adjacent Property Operator of 170 Hamilton Avenue 170 Hamilton Avenue White Plains, NY 10601	Securitas Security Services USA Adjacent Property Operator of 170 Hamilton Avenue 170 Hamilton Avenue, Suite 218 White Plains, NY 10601
McCarthy Associates Adjacent Property Operator of 170 Hamilton Avenue 170 Hamilton Avenue, Suite 315 White Plains, NY 10601	Big Apple Training Adjacent Property Operator of 170 Hamilton Avenue 170 Hamilton Avenue White Plains, NY 10601	Westchester Philharmonic Adjacent Property Operator of 170 Hamilton Avenue 170 Hamilton Avenue, Suite 350 White Plains, NY 10601

Bikkal & Associates PC Adjacent Property Operator of 170 Hamilton Avenue 170 Hamilton Avenue, Suite 206 White Plains, NY 10601	Mighty Sport Mighty Sport Adjacent Property Operator of 170 Hamilton Avenue 170 Hamilton Avenue, Suite 100 White Plains, NY 10601	Partners in Care Partners in Care Adjacent Property Operator of 170 Hamilton Avenue 170 Hamilton Avenue White Plains, NY 10601
Capital Logistics Adjacent Property Operator of 12 Water Street 12 Water Street, Suite 403b White Plains, NY 10601	Allied Universal Adjacent Property Operator of 12 Water Street 12 Water Street, Suite 301 White Plains, NY 10601	The Westchester Bank Adjacent Property Operator of 12 Water Street 12 Water Street White Plains, NY 10601
The Law Office of Craig Relles Adjacent Property Operator of 12 Water Street 12 Water Street White Plains, NY 10601	Michael H. Schwartz, P.C. Adjacent Property Operator of 1 Barker Avenue 1 Barker Avenue White Plains, NY 10601	Leason Ellis LLP Adjacent Property Operator of 1 Barker Avenue 1 Barker Avenue White Plains, NY 10601
Law Offices of David M. Gladstone, P.C. Adjacent Property Operator of 1 Barker Avenue 1 Barker Avenue White Plains, NY 10601	Eugene R. Dougherty Adjacent Property Operator of 1 Barker Avenue 1 Barker Avenue, f2 White Plains, NY 10601	Indimet Inc. Adjacent Property Operator of 1 Barker Avenue 1 Barker Avenue, Suite 320 White Plains, NY 10601
Law Firm of W. David Eddy, Jr. Adjacent Property Operator of 1 Barker Avenue 1 Barker Avenue, Suite 230 White Plains, NY 10601	Parandian Law Firm Adjacent Property Operator of 1 Barker Avenue 1 Barker Avenue White Plains, NY 10601	IPC Healthcare Adjacent Property Operator of 3 Barker Avenue 3 Barker Avenue, Floor 4 White Plains, NY 10601
Aberdeen Seafood & Dim Sum Adjacent Property Operator of 3 Barker Avenue	My Sisters Place Adjacent Property Operator of 3 Barker Avenue 3 Barker Avenue	Love Pretty Inc. Adjacent Property Operator of 3 Barker Avenue 3 Barker Avenue

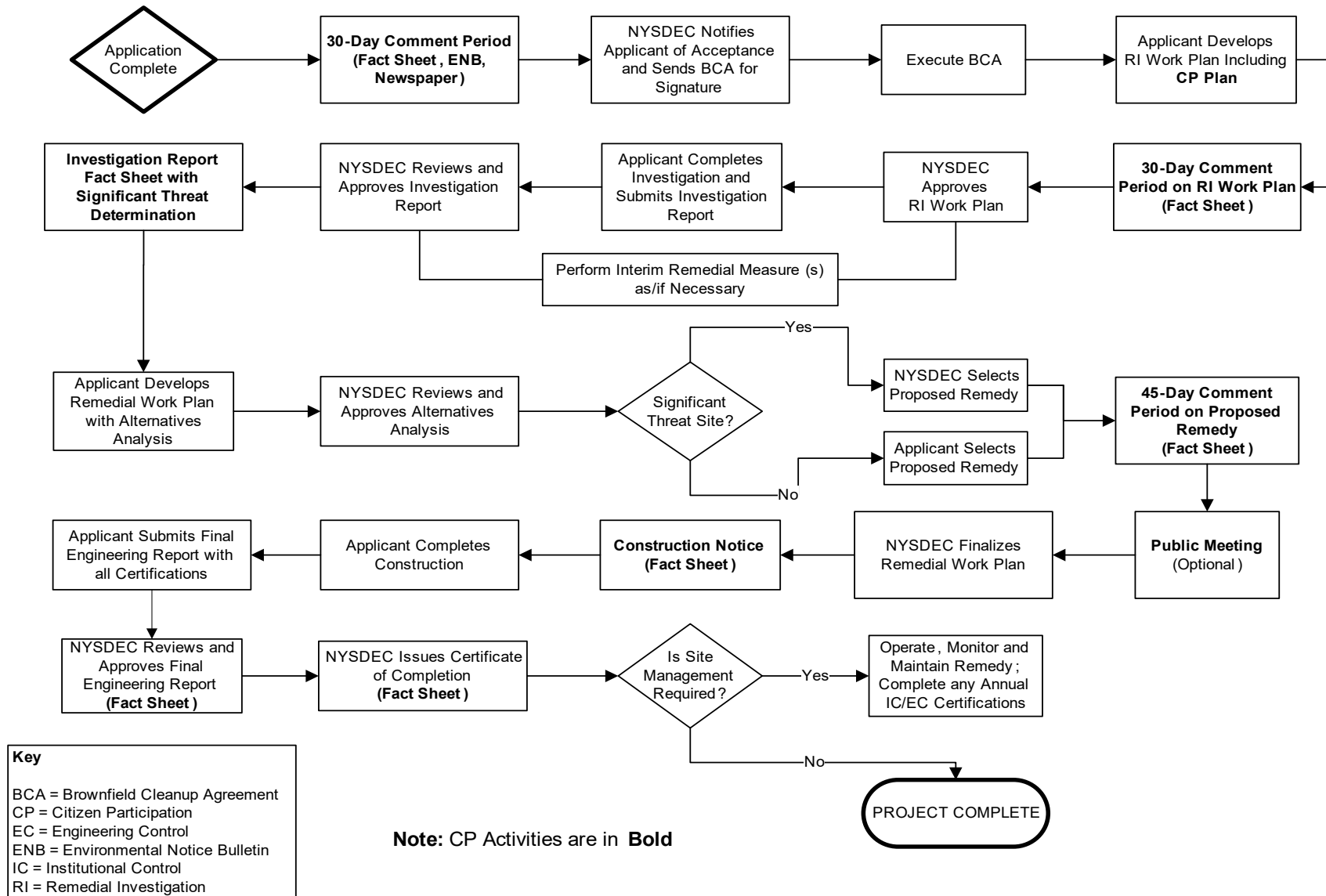
3 Barker Avenue White Plains, NY 10601	White Plains, NY 10601	White Plains, NY 10601
La Sorsa & Beneventano Injury & Accident Lawyers Adjacent Property Operator of 3 Barker Avenue 3 Barker Avenue, Suite 375 White Plains, NY 10601	Smalad Adjacent Property Operator of 5 Barker Avenue 5 Barker Avenue White Plains, NY 10601	Social Heads Digital Marketing Agency Adjacent Property Operator of 8 Cottage Place 8 Cottage Place White Plains, NY 10601
Two Rivers Title Company Adjacent Property Operator of 97-109 Church Street 99 Church Street, 4th Floor White Plains, NY 10601	Natasha Meruelo, Attorney at Law Adjacent Property Operator of 97-109 Church Street 99 Church Street, 4th Floor, Suite 401 White Plains, NY 10601	Graziella's Adjacent Property Operator of 97-109 Church Street 99 Church Street White Plains, NY 10601
Berkeley College White Plains Campus Adjacent Property Operator of 97-109 Church Street 99 Church Street White Plains, NY 10601	Gulf Gas Station Adjacent Property Operator of 247 Hamilton Avenue 247 Hamilton Avenue White Plains, NY 10601	Mary Jane Denzer Adjacent Property Operator of 7 Renaissance Square 7 Renaissance Square White Plains, NY 10601
LRC Construction Adjacent Property Operator of 7 Renaissance Square 7 Renaissance Square White Plains, NY 10601	Cappelli Organization Adjacent Property Operator of 7 Renaissance Square 7 Renaissance Square White Plains, NY 10601	Interoceanic Corporation Adjacent Property Operator of 7 Renaissance Square 7 Renaissance Square, 7th Floor White Plains, NY 10601
Cushman & Wakefield, Inc Adjacent Property Operator of 7 Renaissance Square 7 Renaissance Square, 5th Floor White Plains, NY 10601	Bruin Sports Capital LLC Adjacent Property Operator of 7 Renaissance Square 7 Renaissance Square White Plains, NY 10601	Camille's Sidewalk Café Adjacent Property Operator of 123 Main Street 123 Main Street White Plains, NY 10601
Benjamin Brown Adjacent Property Owner 155 Ferris Avenue, Apt 9A	Nalven & Schroeder Insurance	

White Plains, NY 10603	Adjacent Property Operator of 123 Main Street 123 Main Street, Suite 14 White Plains, NY 10601	
------------------------	--	--

Appendix C - Site Location Map



Appendix D– Brownfield Cleanup Program Process





Department of
Environmental
Conservation

Division of Environmental Remediation

Remedial Programs Scoping Sheet for Major Issues of Public Concern (see instructions)

Site Name: WP Mall Cleaners & Gas Station Site

Site Number: C360221

Site Address and County: 250 Hamilton Avenue, White Plains, NY, Westchester County

Remedial Party(ies): Hamilton Green I Partners LLC

Note: For Parts 1. – 3. the individuals, groups, organizations, businesses and units of government identified should be added to the site contact list as appropriate.

Part 1. List major issues of public concern and information the community wants. Identify individuals, groups, organizations, businesses and/or units of government related to the issue(s) and information needs. **Use this information as an aid to prepare or update the Major Issues of Public Concern section of the site Citizen Participation Plan.**

The list of potential impacts contained in the CPP are typical impacts of remediation on brownfield sites

How were these issues and/or information needs identified?

See response above.

Part 2. List important information needed **from** the community, if applicable. Identify individuals, groups, organizations, businesses and/or units of government related to the information needed.

Nothing is needed from the community at this time

How were these information needs identified?

NA

Part 3. List major issues and information that need to be communicated **to** the community. Identify individuals, groups, organizations, businesses and/or units of government related to the issue(s) and/or information.

Communication of each step in the BCP process must be communicated in Fact Sheets and public hearings if required.

How were these issues and/or information needs identified?

This is part of the CPP process.

Part 4. Identify the following characteristics of the affected/interested community. This knowledge will help to identify and understand issues and information important to the community, and ways to effectively develop and implement the site citizen participation plan (mark all that apply):

a. Land use/zoning at and around site:

☒ **Residential** ☐ **Agricultural** ☐ **Recreational** ☒ **Commercial** ☐ **Industrial**

b. Residential type around site:

☒ **Urban** ☐ **Suburban** ☐ **Rural**

c. Population density around site:

☒ **High** ☐ **Medium** ☐ **Low**

d. Water supply of nearby residences:

☒ **Public** ☐ **Private Wells** ☐ **Mixed**

e. Is part or all of the water supply of the affected/interested community currently impacted by the site?

☐ **Yes** ☒ **No**

Provide details if appropriate:

[Click here to enter text.](#)

f. Other environmental issues significantly impacted/impacting the affected community?

☐ **Yes** ☒ **No**

Provide details if appropriate:

[Click here to enter text.](#)

g. Is the site and/or the affected/interested community wholly or partly in an Environmental Justice Area?

☐ **Yes** ☒ **No**

h. Special considerations:

☒ **Language** ☐ **Age** ☐ **Transportation** ☐ **Other**

Explain any marked categories in **h**:

Language translation services will be provided upon request.

Part 5. The site contact list must include, at a minimum, the individuals, groups, and organizations identified in Part 2. of the Citizen Participation Plan under 'Site Contact List'. Are *other* individuals, groups, organizations, and units of government affected by, or interested in, the site, or its remedial program? (Mark and identify all that apply, then adjust the site contact list as appropriate.)

☐ **Non-Adjacent Residents/Property Owners:** [Click here to enter text.](#)

☐ **Local Officials:** [Click here to enter text.](#)

☐ **Media:** [Click here to enter text.](#)

☐ **Business/Commercial Interests:** [Click here to enter text.](#)

☐ **Labor Group(s)/Employees:** [Click here to enter text.](#)

☐ **Indian Nation:** [Click here to enter text.](#)

☐ **Citizens/Community Group(s):** [Click here to enter text.](#)

☐ **Environmental Justice Group(s):** [Click here to enter text.](#)

☐ **Environmental Group(s):** [Click here to enter text.](#)

☐ **Civic Group(s):** [Click here to enter text.](#)

☐ **Recreational Group(s):** [Click here to enter text.](#)

☐ **Other(s):** [Click here to enter text.](#)

Prepared/Updated By: Linda R. Shaw, Esq.

Date: 3/28/2022

Reviewed Approved By: [Click here to enter text.](#)

Date: [Click here to enter text.](#)

Appendix E: Health and Safety Plan

SITE-SPECIFIC HEALTH AND SAFETY PLAN

**WP Mall Cleaners & Gas Station Site
250 Hamilton Avenue
White Plains, New York**

Prepared For:

**Hamilton Green I Partners LLC
c/o Knauf Shaw
1400 Crossroads Building
2 State Street
Rochester, New York 14614**

Prepared By:

**SESI CONSULTING ENGINEERS
12A Maple Avenue
Pine Brook, NJ 07058**

Project No.: 11793

**SEPTEMBER 2021
REVISED APRIL 2022**


Disclaimer: *This Health and Safety Plan (HASP) is based upon information provided [and, if applicable, conditions discovered during a site visit], and is limited by the project scope.*

The HASP should be periodically reviewed and updated based on a number of factors, including but not limited to: (1) changes in applicable governmental requirements; (2) changes in procedures at the site; and (3) site conditions which were unknown to SESI Consulting Engineers (SESI) as of the time the HASP was prepared.

This HASP has been prepared for the sole and exclusive use of Hamilton Green I Partners LLC, and may not be relied upon by any other person without the express written consent and authorization of SESI.


SITE-SPECIFIC HEALTH AND SAFETY PLAN

**For
WP Mall Cleaners and Gas Station Site
250 Hamilton Ave.
White Plains, New York**

Prepared by: Steven Gustems


Date: March 10, 2022

Steven Gustems
SESI- Project Manager

Approved by: Fuad Dahan


Date: March 10, 2022

Fuad Dahan
SESI-Principal

Table of Contents

LIST OF ACRONYMS	I
HEALTH AND SAFETY PLAN SUMMARY.....	1
1.0 INTRODUCTION.....	2
1.1 OBJECTIVE	2
1.2 SITE AND FACILITY DESCRIPTION	2
1.3 POLICY STATEMENT.....	3
1.4 REFERENCES	3
1.5 DEFINITIONS	3
2.0 PROJECT SCOPE OF WORK.....	4
3.0 ROLES AND RESPONSIBILITIES.....	4
3.1 ALL PERSONNEL	4
3.2 KEY SAFETY PERSONNEL.....	5
3.2.1 <i>Project Officer (PO)</i>	5
3.2.2 <i>Project Manager (PM)</i>	5
3.2.3 <i>Health and Safety Manager (HSM)</i>	5
3.2.4 <i>Site Safety Officer (SSO)</i>	5
3.2.5 <i>Field Supervisor (FS)</i>	6
3.2.6 <i>Field Personnel (FP)</i>	6
3.3 SUBCONTRACTORS.....	6
3.4 STOP WORK AUTHORITY	7
3.5 ALL ON-SITE PERSONNEL.....	7
3.6 VISITORS.....	7
4.0 PERSONAL PROTECTIVE EQUIPMENT.....	8
4.1 LEVELS OF PROTECTION	8
4.1.1 <i>Level D Protection</i>	8
4.1.2 <i>Modified Level D Protection</i>	8
4.1.3 <i>Level C Protection</i>	9
4.2 SELECTION OF PPE	9
4.3 SITE RESPIRATORY PROTECTION PROGRAM.....	9
4.4 USING PPE.....	10
4.4.1 <i>Donning Procedures</i>	10
4.4.2 <i>Doffing Procedures</i>	10
4.5 SELECTION MATRIX.....	11
5.0 AIR AND NOISE MONITORING.....	11
5.1 AIR MONITORING.....	11
5.2 NOISE MONITORING.....	12
5.3 MONITORING EQUIPMENT MAINTENANCE AND CALIBRATION.....	12
5.4 ACTION LEVELS	12
6.0 WORK ZONES AND DECONTAMINATION.....	13
6.1 WORK ZONES.....	13

6.1.1	<i>Authorization to Enter</i>	13
6.1.2	<i>Site Orientation and Hazard Briefing</i>	13
6.1.3	<i>Certification Documents</i>	13
6.1.4	<i>Entry Log</i>	14
6.1.5	<i>Entry Requirements</i>	14
6.1.6	<i>Emergency Entry and Exit</i>	14
6.1.7	<i>Contamination Control Zones</i>	14
6.1.8	<i>Exclusion Zone (EZ)</i>	14
6.1.9	<i>Contamination Reduction Zone</i>	14
6.1.10	<i>Support Zone (SZ)</i>	14
6.1.11	<i>Posting</i>	15
6.1.12	<i>Site Inspections</i>	15
6.2	DECONTAMINATION.....	15
6.2.1	<i>Personnel Decontamination</i>	15
6.2.2	<i>Equipment Decontamination</i>	15
6.2.3	<i>Personal Protective Equipment Decontamination</i>	15
7.0	TRAINING AND MEDICAL SURVEILLANCE	16
7.1	TRAINING.....	16
7.1.1	<i>General</i>	16
7.1.2	<i>Basic 40-Hour Course</i>	16
7.1.3	<i>Supervisor Course</i>	16
7.1.4	<i>Site-Specific Training</i>	16
7.1.5	<i>Daily Safety Meetings</i>	17
7.1.6	<i>First Aid and CPR</i>	17
7.2	MEDICAL SURVEILLANCE.....	17
7.2.1	<i>Medical Examination</i>	17
7.2.2	<i>Pre-placement Medical Examination</i>	17
7.2.3	<i>Other Medical Examinations</i>	18
7.2.4	<i>Periodic Exam</i>	18
7.2.5	<i>Medical Restriction</i>	18
8.0	GENERAL SAFETY PRACTICES	18
8.1	GENERAL SAFETY RULES.....	18
8.2	BUDDY SYSTEM.....	19
8.3	HEAT STRESS.....	20
8.4	HEAT STRESS SAFETY PRECAUTIONS.....	21
	<i>Table 4 – Work/Rest Schedule</i>	21
8.5	COLD STRESS.....	22
8.6	SAFETY PRECAUTIONS FOR COLD STRESS PREVENTION.....	23
8.7	SAFE WORK PRACTICES.....	24
8.8	BIOLOGICAL HAZARDS.....	24
8.8.1	<i>Tick Borne Diseases</i>	24
8.8.2	<i>Poisonous Plants</i>	25
8.8.3	<i>Snakes</i>	25
8.8.4	<i>Spiders</i>	26
8.9	NOISE.....	26

8.10	SPILL CONTROL	27
8.11	SANITATION	27
8.11.1	Break Area	27
8.11.2	Potable Water	27
8.11.3	Sanitary Facilities	27
8.11.4	Lavatory	27
8.12	EMERGENCY EQUIPMENT	27
8.13	LOCKOUT/TAGOUT PROCEDURES	28
8.14	ELECTRICAL SAFETY	28
8.15	LIFTING SAFETY	29
8.16	LADDER SAFETY	29
8.17	TRAFFIC SAFETY	31
9.0	SITE-SPECIFIC HAZARDS AND CONTROL MEASURES	31
9.1	EVALUATION OF HAZARDS	31
9.1.1	Hazard Characteristics	31
9.1.2	Potential Health and Safety Hazards	32
9.2	FIELD ACTIVITIES, HAZARDS, AND CONTROL PROCEDURES	32
9.2.1	Mobilization/Construction Stakeout	32
9.2.2	Demolition/Site Clearing	33
9.2.3	Excavation and Cut/Fill Operations	34
9.2.3.1	Excavation/Trenching	34
9.2.3.2	Heavy Equipment Operation	35
9.2.3.3	Disturbance/Handling of Contaminated Material	36
9.2.4	Drilling/Subsurface Intrusion Activities	37
9.2.5	Subsurface Chemical Sample Collection/Analysis	40
9.2.6	UST Closure	41
9.2.6.1	Working in Confined Spaces	41
9.2.6.2	Working with Compressed Air	41
9.2.7	Decontamination	42
9.2.8	Demobilization	42
9.3	CHEMICAL HAZARDS	42
10.0	EMERGENCY PROCEDURES	45
10.1	GENERAL	45
10.2	EMERGENCY RESPONSE	45
10.2.1	Fire	45
10.2.2	Contaminant Release	45
10.3	MEDICAL EMERGENCY	46
10.3.1	Emergency Care Steps	46
10.4	FIRST AID - GENERAL	46
10.4.1	First Aid - Inhalation	46
10.4.2	First Aid - Ingestion	47
10.4.3	First Aid - Skin Contact	47
10.4.4	First Aid - Eye Contact	47
10.5	REPORTING INJURIES, ILLNESSES, AND SAFETY INCIDENTS	47
10.6	EMERGENCY INFORMATION	47

10.6.1	<i>Directions to Hospital</i>	48
11.0	LOGS, REPORTS, AND RECORD KEEPING	49
11.1	HASP FIELD CHANGE REQUEST	49
11.2	MEDICAL AND TRAINING RECORDS	49
11.3	EXPOSURE RECORDS.....	49
11.4	ACCIDENT/INCIDENT REPORT	49
11.5	OSHA FORM 200.....	49
11.6	ON-SITE HEALTH AND SAFETY FIELD LOGBOOKS	49
11.7	MATERIAL SAFETY DATA SHEETS	50
12.0	COVID-19 RESPONSE ACTION PLAN.....	50

LIST OF FIGURES

<u>Figure No.</u>	<u>Title</u>
--------------------------	---------------------

Fig-1	Directions to White Plains Hospital
-------	-------------------------------------

LIST OF EMBEDDED TABLES

<u>Table</u>	<u>Title</u>	<u>Page</u>
1.	Key Safety Personnel	7
2.	PPE Selection Matrix	11
3.	Airborne Contaminant Action Levels	12
4.	Work/Rest Schedule	21
5.	Wind Chill Temperature Chart	22
6	List of Primary Contaminants	42
7	Emergency Contacts	46

LIST OF ATTACHMENTS

Attachment 1	Air Monitoring Log
Attachment 2	OSHA Poster
Attachment 3	HASP Field Change Request Form
Attachment 4	Accident/Incident Report
Attachment 5	Signatory Page
Attachment 6	Material Safety Data Sheets

List of Acronyms

ACGIH	American Conference of Governmental Industrial Hygienists
COC	Constituent(s) of Concern
CRZ	Contamination Reduction Zone
EZ	Exclusion Zone
FS	Field Supervisor
GFCI	Ground Fault Circuit Interrupter
HASP	Health and Safety Plan
HSM	Health and Safety Manager
LEL	Lower Explosive Limit
MSDS	Material Safety Data Sheet
OSHA	Occupational Safety and Health Administration
PCB	Polychlorinated Biphenyls
PEL	Permissible Exposure Limit
PID	Photoionization Detector
PM	Project Manager
PO	Project Officer
PPE	Personal Protective Equipment
SESI	SESI Consulting Engineers
SSO	Site Safety Officer
SVOC	Semi-Volatile Organic Compound
SZ	Support Zone
TLV	Threshold Limit Value
USCG	United States Coast Guard
USEPA	United States Environmental Protection Agency
VOC	Volatile Organic Compound

HEALTH AND SAFETY PLAN SUMMARY

The chemical hazards associated with site operations are related to inhalation, ingestion, and skin exposure to site Chemicals of Concern (COCs). COCs at the site VOCs, SVOCs, metals, and pesticides. Concentrations of airborne COCs during site tasks may be measurable and will require air monitoring during certain operations.

The potential for inhalation of site COCs is low. The potential for dermal contact with soils containing site COCs during remedial operations is moderate.

The following table summarizes airborne contaminant action levels that will be used to determine the procedures and protective equipment necessary based on conditions as measured at the site.

Parameter	Reading	Action
Dust	0 to .5 mg/m ³	Normal operations
	0.5 to 1 mg/m ³	Begin soil wetting procedure (Level C protection would be needed beyond this point)
	> 1 mg/m ³	Stop work, fully implement dust control plan
Oxygen	≤ 19.5%	Stop work, evacuate confined spaces/work area, investigate cause of reading, and ventilate area
	> 19.5% to < 23.5%	Normal operations
	≥ 23.5%	Stop work, evacuate confined spaces/work area, investigate cause of reading, and ventilate area
Carbon Monoxide	0 ppm to ≤ 20 ppm	Normal operations
	> 20 ppm	Stop work, evacuate confined spaces/work area, investigate cause of reading, and ventilate area

The level of personal protection selected will be based on air monitoring of the work environment and an assessment by the Field Supervisor and Site Safety Officer. The following table presents a selection matrix to determine appropriate Personal Protective Equipment.

Task	Anticipated Level of Protection
Mobilization	Level D
Subsurface Intrusive Activities (Mass Excavation, Drilling, Soil Grouting)	Modified Level D/Level C
Earthwork/Grading	Level D
Additional Chemical Sampling / Delineation	Modified Level D/Level C
Decontamination	Modified Level D
Demobilization	Level D

1.0 INTRODUCTION

1.1 Objective

The objective of this Health and Safety Plan (HASP) is to provide a mechanism for establishing safe working conditions during remedial action activities. The safety organization, procedures, and protective equipment have been established based on an analysis of potential physical, chemical, and biological hazards. Specific hazard control methodologies have been evaluated and selected to minimize the potential of injury, illness, or other hazardous incident.

The HASP was written to meet the requirements of all applicable Federal, State, and local health and safety regulations, including 29 CFR 1910.120. The HASP is based on current knowledge regarding the specific chemical and physical hazards that are known or anticipated at the Site. This HASP is a dynamic document, for which changes and/or revisions may be realized as changes in scope and/or site conditions are encountered. Should revised documents be produced, said revised documents will refer to the specific changes and why they were made.

1.2 Site and Facility Description

This document presents the HASP for the Remedial Investigation/Interim Remedial Measures Workplan (RI/IRMWP) for the property located at 250 Hamilton Avenue, Westchester County, White Plains, New York. The Site consists of a 1.808-acre parcel and is a new tax lot that was formerly a portion of two (2) contiguous lots totaling approximately 3.75 acres. The Site contains the former White Plains Mall parking lot and a portion of the former White Plains Mall, which is currently unoccupied. The Site is bounded to the north by Barker Avenue, to the east by Cottage Place, to the south by Hamilton Avenue, and to the west by the former White Plains Mall. The nearest surface water body is the Bronx River located approximately 0.6 miles west of the Site.

Historic Sanborn fire insurance maps, as outlined in AKRF's Phase I ESA, indicate that the Site contained several private residential dwellings, a candy manufacturer, and a gasoline station located on the southern portion of the Site with greasing operations and four gasoline tanks at 250 Hamilton Avenue on the 1950 map. There is an adjacent off-site gas station with three gasoline tanks at 230 Hamilton Avenue located west of the Site on the 1930 through 1950 maps. Numerous private dwellings were shown within the current building footprint on historic Sanborn maps from 1894 to 1950. Based on these findings, the Phase I ESA identified the potential for abandoned underground storage tanks (USTs) and/or associated petroleum contamination in the Site subsurface associated with the gasoline station and/or heating oil for the residential dwellings as a recognized environmental condition (REC). The former on-Site structures were likely present until construction of the current two-story shopping mall and east-adjacent asphalt-paved parking lot. Based on historic records and interviews, the western adjacent shopping mall was constructed in 1972 and has operated as the White Plains Mall with a variety of tenants since its construction, including potential dry cleaners listed in historic City Directories.

1.3 Policy Statement

The policy of SESI Consulting Engineers (SESI) is to provide a safe and healthful work environment. No aspect of operations is of greater importance than injury and illness prevention. A fundamental principle of safety management is that all injuries, illnesses, and incidents are preventable. SESI will take every reasonable step to eliminate or control hazards in order to minimize the possibility of injury, illness, or incident.

This HASP prescribes the procedures that must be followed by SESI personnel during activities at the site. Operational changes that could affect the health and safety of personnel, the community, or the environment will not be made without the prior approval of the Project Manager (PM) and the Health and Safety Manager (HSM). This document will be reviewed periodically by the HSM to ensure that it is current and technically correct. Any changes in site conditions and/or the scope of work will require a review and modification to this HASP. Such changes will be completed in the form of an addendum or a revision to the plan.

The provisions of this plan are mandatory for all SESI personnel and are advisory for all contractors, and subcontractors assigned to the project. ***Subcontractors will be responsible for preparing their own site-specific HASPs that meet the basic requirements outlined in this HASP.*** All visitors to SESI work areas at the site must abide by the requirements of this plan.

1.4 References

This HASP complies with applicable Occupational Safety and Health Administration (OSHA) regulations, United States Environmental Protection Agency (USEPA) regulations, and SESI health and safety policies and procedures. This plan follows the guidelines established in the following:

- *Standard Operating Safety Guides*, USEPA (Publication 9285.1-03, June 1992).
- *Occupational Safety and Health Guidance Manual for Hazardous Waste Site Activities*, NIOSH, OSHA, USCG, USEPA (86116, October 1985).
- *Title 29 of the Code of Federal Regulations* (CFR), Part 1910.
- *Title 29 of the Code of Federal Regulations* (CFR), Part 1926.
- *Pocket Guide to Chemical Hazards*, DHHS, PHS, CDC, NIOSH (2004).
- *Threshold Limit Values*, ACGIH (2005).
- *Guide to Occupational Exposure Values*, ACGIH (2005).
- *Quick Selection Guide to Chemical Protective Clothing*, Forsberg, K. and S.Z. Mansdorf, 2nd Ed. (1993).

1.5 Definitions

The following definitions (listed alphabetically) are applicable to this HASP:

- *Contamination Reduction Zone (CRZ)* - Area between the exclusion zone and support zone that provides a transition between contaminated and clean areas. Decontamination stations are located in this zone.
- *Exclusion Zone (EZ)* - Any portions of the site where hazardous substances are, or are reasonably suspected to be present, and pose an exposure hazard to on-site personnel.

- *Incident* - All losses, including first aid cases, injuries, illnesses, spills/leaks, equipment and property damage, motor vehicle accidents, regulatory violations, fires, and business interruptions.
- *On-Site Personnel* - All SESI and subcontractors involved with the project.
- *Project* - All on-site work performed under the scope of work.
- *Site* - The area described in Section 1.2, Site and Facility Description, where the work is to be performed by SESI personnel and subcontractors.
- *Support Zone (SZ)* - All areas of the site except the EZ and CRZ. The SZ surrounds the CRZ and EZ. Support equipment and break areas are located in this zone.
- *Subcontractor* - Includes contractor personnel hired by SESI.
- *Visitor* - All other personnel, except the on-site personnel.
- *Work Area* - The portion of the site where work activities are actively being performed. This area may change daily as work progresses and includes the SZ, CRZ, and EZ. If the work area is located in an area on the site that is not contaminated, or suspected of being contaminated, the entire work area may be a SZ.

2.0 PROJECT SCOPE OF WORK

This HASP contains information for the following tasks that SESI is anticipated to conduct at the Site. Should additional and/or different tasks be identified, amendments to this HASP will be required to address these changed items.

- Mobilization/Sample location stakeout;
- Soil Borings and Monitoring Well Installation;
- Excavation of contaminated soil "hot spots";
- Earthwork and grading;
- Chemical sampling of soil and groundwater; and
- Decontamination and demobilization/site restoration.

3.0 ROLES AND RESPONSIBILITIES

3.1 All Personnel

All SESI project personnel must adhere to the procedures outlined in this HASP during the performance of their work. Each person is responsible for completing tasks safely and reporting any unsafe acts or conditions to their supervisor. No person may work in a manner that conflicts with these procedures. After due warnings, the PM will dismiss from the site any SESI employee or subcontractor who violates safety procedures.

All SESI project personnel will receive training in accordance with applicable regulations and be familiar with the requirements and procedures contained in this HASP prior to initiating site activities. In addition, all SESI personnel will attend an initial hazard briefing prior to beginning work at the site.

The roles of key safety personnel and subcontractors are outlined in the following sections. Key project personnel and contacts are summarized in **Table 1** on page 7.

3.2 Key Safety Personnel

3.2.1 Project Officer (PO)

The PO is responsible for providing resources to assure project activities are completed in accordance with this HASP, and for meeting all regulatory and contractual requirements.

3.2.2 Project Manager (PM)

The PM is responsible for verifying that project activities are completed in accordance with the requirements of this HASP. The PM is responsible for confirming that the Field Supervisor (FS) has the equipment, materials, and qualified personnel to fully implement the safety requirements of this HASP, and/or that subcontractors assigned to this project meet the requirements established by SESI. It is also the responsibility of the PM to:

- Consult with the HSM on site health and safety issues;
- Verify that subcontractors meet health and safety requirements prior to commencing work;
- Verify that all incidents are thoroughly investigated;
- Approve, in writing, addenda or modifications of this HASP; and
- Suspend work or modify work practices, as necessary, for personal safety, protection of property, and regulatory compliance.

3.2.3 Health and Safety Manager (HSM)

The HSM or his designee, the health and safety manager (HSM), has overall responsibility for the technical health and safety aspects of the project, including review and approval of this HASP. Inquiries regarding health and safety procedures, project procedures, and other technical or regulatory issues should be addressed to this individual. The HSM or his designee must approve changes or addenda to this HASP.

3.2.4 Site Safety Officer (SSO)

The SSO is responsible for field health and safety issues, including the execution of this HASP. Questions in the field regarding health and safety procedures, project procedures, and other technical or regulatory issues should be addressed to this individual. The SSO will advise the PM on health and safety issues and will establish and coordinate the project air-monitoring program if one is deemed necessary (see Section 5.1, Air Monitoring). The SSO is the primary site contact on health and safety matters. It is the responsibility of the SSO to:

- Provide on-site technical assistance, if necessary;
- Participate in all accident/incident reports and ensure that they are reported to the HSM, client, and PM within 24 hours;
- Coordinate site and personal air monitoring as required, including equipment maintenance and calibration;
- Conduct site safety orientation training and safety meetings;
- Verify that project personnel have received the required physical examinations and medical certifications;
- Review site activities with respect to compliance with this HASP;
- Maintain required health and safety documents and records; and

- Assist the FS in instructing field personnel on project hazards and protective procedures.

3.2.5 Field Supervisor (FS)

The FS is responsible for implementing this HASP, including communicating requirements to on-site personnel and subcontractors. The FS will be responsible for informing the PM of changes in the work plan, procedures, or site conditions so that those changes may be addressed in this HASP. Other responsibilities are to:

- Consult with the SSO on site health and safety issues;
- Stop work, as necessary, for personal safety, protection of property, and regulatory compliance;
- Obtain a site map and determine and post routes to medical facilities and emergency telephone numbers;
- Notify local public emergency representatives (as appropriate) of the nature of the site operations, and post their telephone numbers (i.e., local fire department personnel who would respond for a confined space rescue);
- Observe on-site project personnel for signs of ill health effects;
- Investigate and report any incidents to the SSO;
- Verify that all on-site personnel have had applicable training;
- Verify that on-site personnel are informed of the physical, chemical, and biological hazards associated with the site activities, and the procedures and protective equipment necessary to control the hazards; and
- Issue/obtain any required work permits (hot work, confined space, etc.).

3.2.6 Field Personnel (FP)

All SESI field personnel are responsible for following the Health and Safety procedures specified in this HASP and work practices specified in applicable operation procedures. Some specific responsibilities include, but are not limited to:

- Reading and understanding the HASP;
- Reporting all accidents, incidents, injuries, or illnesses to the FS;
- Complying with the requests of the SSO;
- Immediately communicating newly identified hazards or noncompliance issues to the FS or SSO; and
- Stopping work in cases of immediate danger.

3.3 Subcontractors

Subcontractors and their personnel must understand and comply with applicable regulations and site requirements established in this HASP. Subcontractors will prepare their own site-specific HASP that must be consistent with the requirements of this HASP.

All subcontractor personnel will receive training in accordance with applicable regulations and be familiar with the requirements and procedures contained in this HASP prior to initiating site activities. All subcontractor personnel will attend an initial hazard briefing prior to beginning work at the site. Additionally, on-site subcontractor personnel must conduct daily site safety meetings.

Subcontractors must designate individuals to function as the PM, HSM, SSO, and FS. In some firms the HSM to be carried out by the PM. This is acceptable provided the PM has the required knowledge, training, and experience to properly address all hazards associated with the work, and to prepare, approve, and oversee the execution of the site-specific HASP. A subcontractor may designate the same person to perform the duties of both the SSO and the FS. However, depending on the level of complexity of a contractor's scope of work, it may be infeasible for one person to perform both functions satisfactorily.

3.4 Stop Work Authority

Every SESI employee and subcontractor is empowered, expected, and has the responsibility to stop the work of another co-worker if the working conditions or behaviors are considered unsafe.

3.5 All On-Site Personnel

All on-site SESI personnel (including SESI subcontractors) must read and acknowledge their understanding of their respective HASPs before commencing work and abide by the requirements of the plans. All on-site SESI personnel shall sign their HASP Acknowledgement Form following their review of their HASP.

All SESI project personnel will receive training in accordance with applicable regulations and be familiar with the requirements and procedures contained in this HASP prior to initiating site activities. In addition, all on-site personnel will attend an initial hazard briefing provided by the SSO prior to beginning work at the site and conduct daily safety meetings thereafter.

On-site personnel will immediately report the following to the FS or SSO:

- Personal injuries and illnesses no matter how minor;
- Unexpected or uncontrolled release of chemical substances;
- Symptoms of chemical exposure;
- Unsafe or hazardous situations;
- Unsafe or malfunctioning equipment;
- Changes in site conditions that may affect the health and safety of project personnel;
- Damage to equipment or property; and
- Situations or activities for which they are not properly trained.

3.6 Visitors

All SESI personnel and subcontractors visiting the Site must check in with the FS. Visitors will be cautioned to avoid skin contact with surfaces, soils, groundwater, or other materials that may be impacted or be suspected to be impacted by constituents of concern (COCs).

Visitors requesting to observe work at the site must don appropriate personal protective equipment (PPE) prior to entry to the work area and must have the appropriate training and medical clearances to do so. If respiratory protective devices are necessary, visitors who wish to enter the work area must have been respirator-trained and fit tested for a respirator within the past 12 months.

Table 1 – Key Safety Personnel

SESI Personnel		
Role	Name	Address/Telephone No.
Project Officer (PO)	Fuad Dahan	Pine Brook, NJ/973.747.9567
Project Manager (PM)	Steven Gustems	Pine Brook, NJ/973.518.8547
Senior Project Engineer (SPE)	Fuad Dahan	Pine Brook, NJ/973.747.9567
Health and Safety Manager (HSM)	Joe Scardino	Pine Brook, NJ/973.809.0835
Site Safety Officer (SSO)	Joe Scardino	Pine Brook, NJ/973.809.0835
Field Supervisor (FS)	Todd Kelly	Pine Brook, NJ/973.518.8271
Field Personnel	Jeffery Lamborn	Pine Brook, NJ/973.809.2079
Subcontractors		
Company/Role	Name	Address/Telephone No.
AARCO/Drilling Contractor	Chuck Blumberg	Lindenhurst, NY/631.586.59020
Alpha Analytical/ Analytical Lab	Paul Simms	Westborough, MA/580.898.9220

4.0 PERSONAL PROTECTIVE EQUIPMENT

4.1 Levels of Protection

PPE is required to safeguard site personnel from various hazards. Varying levels of protection may be required depending on the levels of COCs and the degree of physical hazard. This section presents the various levels of protection and defines the conditions of use for each level. A summary of the levels is presented in **Table 2** on page 11.

4.1.1 Level D Protection

The minimum level of protection that will be required of project personnel at the site will be Level D, which will be worn when site conditions or air monitoring indicates no inhalation hazard exists. The following equipment will be used:

- Work clothing as prescribed by weather;
- Steel toe work boots, meeting American National Standards Institute (ANSI) Z41;
- Safety glasses or goggles, meeting ANSI Z87;
- Leather work gloves and/or nitrile surgical gloves;
- Hard hat, meeting ANSI Z89, when falling object hazards are present;
- Hearing protection (if noise levels exceed 85 dBA, then hearing protection with a USEPA NRR of at least 20 dBA must be used); and
- PFD if working on or near the water.

4.1.2 Modified Level D Protection

Modified Level D will be used when airborne contaminants are not present at levels of concern, but site activities present an increased potential for skin contact with contaminated materials. Modified Level D consists of:

- Nitrile gloves worn over nitrile surgical gloves;
- Latex/polyvinyl chloride (PVC) overboots when contact with COC-impacted media is anticipated;
- Steel toe work boots, meeting ANSI Z41;
- Safety glasses or goggles, meeting ANSI Z87;

- Face shield in addition to safety glasses or goggles when projectiles or splash hazards exist (e.g. during Power Washing activities);
- Hard hat, meeting ANSI Z89, when falling object hazards are present;
- Hearing protection (if noise levels exceed 85 dBA, then hearing protection with a USEPA NRR of at least 20 dBA must be used);
- Tyvek® suit (polyethylene coated Tyvek® suits for handling liquids) when body contact with COC-impacted media is anticipated; and
- PFD if working on or near the water.

4.1.3 Level C Protection

Level C protection will be required when the airborne concentration of COC reaches one-half of the OSHA Permissible Exposure Limit or ACGIH TLV. The following equipment will be used for Level C protection:

- Full-face, air-purifying respirator with combination organic vapor/HEPA cartridges;
- Polyethylene-coated Tyvek® suit, with ankles and cuffs taped to boots and gloves;
- Nitrile gloves worn over nitrile surgical gloves;
- Steel toe work boots, meeting ANSI Z41;
- Chemical-resistant boots with steel toes or latex/PVC overboots over steel toe boots;
- Hard hat, meeting ANSI Z89;
- Hearing protection (if noise levels exceed 85 dBA, then hearing protection with a USEPA NRR of at least 20 dBA must be used); and
- PFD if working on or near the water.

4.2 Selection of PPE

Equipment for personal protection will be selected based on the potential for contact, site conditions, ambient air quality, and the judgment of supervising site personnel and health and safety professionals. The PPE used will be chosen to be effective against the COCs present on the site.

4.3 Site Respiratory Protection Program

Respiratory protection is an integral part of employee health and safety at the site due to potentially hazardous concentrations of airborne COCs. The site respiratory protection program will consist of the following (as a minimum):

- All on-site personnel who may use respiratory protection will have an assigned respirator.
- All on-site personnel who may use respiratory protection will have been fit tested and trained in the use of a full-face air-purifying respirator within the past 12 months. Documentation of the fit test must be provided to the SSO prior to commencement of work.
- All on-site personnel who may use respiratory protection must within the past year have been medically certified as being capable of wearing a respirator. Documentation of the medical certification must be provided to the SSO, prior to commencement of site work.
- Only cleaned, maintained, NIOSH-approved respirators will be used.

- If respirators are used, the respirator cartridge is to be properly disposed of at the end of each work shift, or when load-up or breakthrough occurs.
- Contact lenses are not to be worn when a respirator is worn.
- All on-site personnel who may use respiratory protection must be clean-shaven. Mustaches and sideburns are permitted, but they must not touch the sealing surface of the respirator.
- Respirators will be inspected, and a negative pressure test performed prior to each use.
- After each use, the respirator will be wiped with a disinfectant, cleansing wipe. When used, the respirator will be thoroughly cleaned at the end of the work shift. The respirator will be stored in a clean plastic bag, away from direct sunlight in a clean, dry location, in a manner that will not distort the face piece.

4.4 Using PPE

Depending upon the level of protection selected, specific donning and doffing procedures may be required. The procedures presented in this section are mandatory if Modified Level D or Level C PPE is used. All personnel entering the EZ must put on the required PPE in accordance with the requirements of this HASP. When leaving the EZ, PPE will be removed in accordance with the procedures listed, to minimize the spread of COCs.

4.4.1 Donning Procedures

These procedures are mandatory only if Modified Level D or Level C PPE is used on the site:

- Remove bulky outerwear. Remove street clothes and store in clean location;
- Put on work clothes or coveralls;
- Put on the required chemical protective coveralls;
- Put on the required chemical protective boots or boot covers;
- Tape the legs of the coveralls to the boots with duct tape;
- Put on the required chemical protective gloves;
- Tape the wrists of the protective coveralls to the gloves;
- Don the required respirator and perform appropriate fit check (Level C);
- Put hood or head covering over-head and respirator straps and tape hood to facepiece (Level C); and
- Don remaining PPE, such as safety glasses or goggles and hard hat.

When these procedures are instituted, one person must remain outside the work area to ensure that each person entering has the proper protective equipment.

4.4.2 Doffing Procedures

The following procedures are only mandatory if Modified Level D or Level C PPE is required for the site. Whenever a person leaves the work area, the following decontamination sequence will be followed:

- Upon entering the CRZ, rinse contaminated materials from the boots or remove contaminated boot covers;
- Clean reusable protective equipment;

- Remove protective garments, equipment, and respirator (Level C). All disposable clothing should be placed in plastic bags, which are labeled with contaminated waste labels;
- Wash hands, face, and neck (or shower if necessary);
- Proceed to clean area and dress in clean clothing; and
- Clean and disinfect respirator for next use.

All disposable equipment, garments, and PPE must be bagged in plastic bags, labeled for disposal. See Section 7, Decontamination, for detailed information on decontamination stations.

4.5 Selection Matrix

The level of personal protection selected will be based on air monitoring of the work environment and an assessment by the FS and SSO of the potential for skin contact with COCs. The PPE selection matrix is presented in **Table 2** below. This matrix is based on information available at the time this plan was written. The Airborne Contaminant Action Levels in **Table 3** on page 12, Airborne Contaminant Action Levels, should be used to verify that the PPE prescribed in these matrices is appropriate.

Table 2 – PPE Selection Matrix

Task	Anticipated Level of Protection
Mobilization	Level D
Subsurface Intrusive Activities (Excavation, Drilling)	Modified Level D/Level C
Earthwork/Grading	Level D
Chemical Sampling / Delineation	Modified Level D/Level C
Decontamination	Modified Level D
Demobilization	Level D

5.0 AIR AND NOISE MONITORING

5.1 Air Monitoring

Air monitoring, sampling, and testing will be conducted to determine employee exposure to airborne constituents. The monitoring results will dictate work procedures and the selection of PPE. The SESI SSO will be responsible for defining appropriate air monitoring procedures and for utilizing the air monitoring results to determine appropriate procedures and PPE for project personnel. Air monitoring results should be recorded in field notebooks or on an air monitoring log (see Attachment 1 for a copy of the Air Monitoring Log). Any deviations from the procedures listed here should be documented and explained in the Air Monitoring Log.

The monitoring devices to be used are a PDR1000 particulate monitor (or equivalent) and a Rae Systems MultiRAE detector (PID with a 11.7 eV lamp/oxygen/LEL/hydrogen sulfide sensors). Colorimetric detector tubes may be utilized to estimate airborne concentrations of benzene and should be onsite during any activities that may result in elevated PID readings including drilling, excavating, and groundwater sampling.

Air monitoring will be conducted continuously with the LEL/Oxygen meter during drilling in areas where flammable vapors or gases are suspect. All work activity must stop where tests indicate the concentration of flammable vapors exceeds 10% of the LEL at a location with a potential ignition source. Such an area must be ventilated to reduce the concentration to an acceptable level.

5.2 Noise Monitoring

Noise monitoring may be conducted as required. Hearing protection is mandatory for all employees in noise hazardous areas, such as around heavy equipment. As a general rule, sound levels that cause speech interference at normal conversation distance should require the use of hearing protection.

5.3 Monitoring Equipment Maintenance and Calibration

All direct-reading instrumentation calibrations should be conducted under the approximate environmental conditions the instrument will be used. Instruments must be calibrated before and after use, noting the reading(s) and any adjustments that are necessary. All air monitoring equipment calibrations, including the standard used for calibration, must be documented on a calibration log or in the field notebook. All completed health and safety documentation/forms must be reviewed by the SSO and maintained by the FS.

All air monitoring equipment will be maintained and calibrated in accordance with the specific manufacturer's procedures. Preventive maintenance and repairs will be conducted in accordance with the respective manufacturer's procedures. When applicable, only manufacturer-trained and/or authorized personnel will be allowed to perform instrument repairs or preventive maintenance.

If an instrument is found to be inoperative or suspected of giving erroneous readings, the SSO must be responsible for immediately removing the instrument from service and obtaining a replacement unit. If the instrument is essential for safe operation during a specific activity, that activity must cease until an appropriate replacement unit is obtained. The SSO will be responsible for ensuring a replacement unit is obtained and/or repairs are initiated on the defective equipment.

5.4 Action Levels

Table 3 below presents airborne contaminant action levels that will be used to determine the procedures and protective equipment necessary based on conditions as measured at the site.

Table 3 – Airborne Contaminant Action Levels

Parameter	Reading	Action
Total Hydrocarbons	0 ppm to \leq 1 ppm	Normal operations; continue hourly breathing zone monitoring
	> 1 ppm to 5 ppm	Increase monitoring frequency to every 15 minutes and use benzene detector tube to screen for the presence of benzene
	\geq 5 ppm to \leq 50 ppm	Upgrade to Level C PPE; continue screening for benzene
	> 50 ppm	Stop work; investigate cause of reading
	At any reading > 5 ppm	Monitor perimeter per CAMP

Parameter	Reading	Action
Benzene	≥ 1 ppm to 5 ppm	Upgrade to Level C PPE
	> 5 ppm	Stop work; investigate cause of reading
Dust	0 to .05 mg/m ³	Normal operations
	0.05 to 0.1 mg/m ³	Begin soil wetting procedure (Level C protection would be needed beyond this point)
	> 0.15 mg/m ³	Stop work, fully implement dust control plan
Oxygen	$\leq 19.5\%$	Stop work, evacuate confined spaces/work area, investigate cause of reading, and ventilate area
	> 19.5% to < 23.5%	Normal operations
	$\geq 23.5\%$	Stop work, evacuate confined spaces/work area, investigate cause of reading, and ventilate area
Carbon Monoxide	0 ppm to ≤ 20 ppm	Normal operations
	> 20 ppm	Stop work, evacuate confined spaces/work area, investigate cause of reading, and ventilate area
Hydrogen Sulfide	0 ppm to ≤ 5 ppm	Normal operations
	> 5 ppm	Stop work, evacuate confined spaces/work area, investigate cause of reading, and ventilate area
Flammable Vapors (LEL)	< 10% LEL	Normal operations
	$\geq 10\%$ LEL	Stop work, ventilate area, investigate source of vapors

6.0 WORK ZONES AND DECONTAMINATION

6.1 Work Zones

6.1.1 Authorization to Enter

Only personnel with the appropriate training and medical certifications (if respirators are required) will be allowed to work at the project site. The FS will maintain a list of authorized persons; only personnel on the authorized persons list will be allowed to enter the site work areas.

6.1.2 Site Orientation and Hazard Briefing

No person will be allowed in the work area during site operations without first being given a site orientation and hazard briefing. This orientation will be presented by the FS or SSO and will consist of a review of this HASP. This review must cover the chemical, physical, and biological hazards, protective equipment, safe work procedures, and emergency procedures for the project. Following this initial meeting, daily safety meetings will be held each day before work begins.

All people entering the site work areas, including visitors, must document their attendance at this briefing, as well as the daily safety meetings on the forms included with this plan.

6.1.3 Certification Documents

A training and medical file may be established for the project and kept on site during all site operations. Specialty training, such as first aid/cardiopulmonary resuscitation (CPR)

certificates, as well as current medical clearances for all project field personnel required to wear respirators, will be maintained within that file. All project personnel must provide their training and medical documentation to the SSO prior to starting work.

6.1.4 Entry Log

A log-in/log-out sheet will be maintained at the site by the FS. Personnel must sign in and out on a log sheet as they enter and leave the work area, and the FS may document entry and exit in the field notebook.

6.1.5 Entry Requirements

In addition to the authorization, hazard briefing, and certification requirements listed above, no person will be allowed in any SESI work area unless they are wearing the minimum PPE as described in Section 4.0.

6.1.6 Emergency Entry and Exit

People who must enter the work area on an emergency basis will be briefed of the hazards by the FS or SSO. All activities will cease in the event of an emergency. People exiting the work area because of an emergency will gather in a designated safe area for a head count. The FS is responsible for ensuring that all people who entered the work area have exited in the event of an emergency.

6.1.7 Contamination Control Zones

Contamination control zones are maintained to prevent the spread of contamination and to prevent unauthorized people from entering hazardous areas.

6.1.8 Exclusion Zone (EZ)

An EZ may consist of a specific work area or may be the entire area of potential contamination. All employees entering an EZ must use the required PPE and must have the appropriate training and medical clearance for hazardous waste work. The EZ is the defined area where there is a possible respiratory and/or contact health hazard. Cones, caution tape, or a posted site diagram will identify the location of each EZ.

6.1.9 Contamination Reduction Zone

The CRZ or transition area will be established, if necessary, to perform decontamination of personnel and equipment. All personnel entering or leaving the EZ will pass through this area to prevent any cross-contamination. Tools, equipment, and machinery will be decontaminated in a specific location. The decontamination of all personnel will be performed on site adjacent to the EZ. Personal protective outer garments and respiratory protection will be removed in the CRZ and prepared for cleaning or disposal. This zone is the only appropriate corridor between the EZ and the support zone (SZ) discussed below.

6.1.10 Support Zone (SZ)

The SZ is a clean area outside the CRZ located to prevent employee exposure to hazardous substances. Eating and drinking will be permitted in the support area only after proper decontamination. Smoking may be permitted in the SZ, subject to site requirements.

6.1.11 Posting

Work areas will be prominently marked and delineated using cones, caution tape, or a posted site diagram.

6.1.12 Site Inspections

The FS will conduct a daily inspection of site activities, equipment, and procedures to verify that the required elements are in place.

6.2 Decontamination

6.2.1 Personnel Decontamination

All personnel wearing Modified Level D or Level C protective equipment in the EZ must undergo personal decontamination prior to entering the SZ. The personnel decontamination area will consist of the following stations at a minimum:

- *Station 1:* Personnel leaving the contaminated zone will remove the gross contamination from their outer clothing and boots.
- *Station 2:* Personnel will remove their outer garment and gloves and dispose of it in properly labeled containers. Personnel will then decontaminate their hard hats, and boots with an aqueous solution of detergent or other appropriate cleaning solution. These items are then hand carried to the next station.
- *Station 3:* Personnel will thoroughly wash their hands and face before leaving the CRZ. Respirators will be sanitized and then placed in a clean plastic bag.

6.2.2 Equipment Decontamination

All vehicles that have entered the EZ will be decontaminated at the decontamination pad prior to leaving the zone. If the level of vehicle contamination is low, decontamination may be limited to rinsing of tires and wheel wells with water. If the vehicle is significantly contaminated, steam cleaning or pressure washing of vehicles and equipment may be required.

6.2.3 Personal Protective Equipment Decontamination

Where and whenever possible, single-use, external protective clothing must be used for work within the EZ or CRZ. This protective clothing must be disposed of in properly labeled containers. Reusable protective clothing will be rinsed at the site with detergent and water. The rinsate will be collected for disposal.

When removed from the CRZ, the respirator will be thoroughly cleaned with soap and water. The respirator face piece, straps, valves, and covers must be thoroughly cleaned at the end of each work shift, and ready for use prior to the next shift. Respirator parts may be disinfected with a solution of bleach and water (mixed at 2% bleach by volume), or by using a spray disinfectant

7.0 TRAINING AND MEDICAL SURVEILLANCE

7.1 Training

7.1.1 General

All on-site project personnel who work in areas where they may be exposed to site contaminants must be trained as required by OSHA Regulation 29 CFR 1910.120 (HAZWOPER). Field employees also must receive a minimum of three days of actual field experience under the direct supervision of a trained, experienced supervisor. Personnel who completed their initial training more than 12 months prior to the start of the project must have completed an eight-hour refresher course within the past 12 months. The FS must have completed an additional eight hours of supervisory training and must have a current first-aid/CPR certificate (See Attachment 2).

7.1.2 Basic 40-Hour Course

The following is a list of the topics typically covered in a 40-hour HAZWOPER training course:

- General safety procedures;
- Physical hazards (fall protection, noise, heat stress, cold stress);
- Names and job descriptions of key personnel responsible for site health and safety;
- Safety, health, and other hazards typically present at hazardous waste sites;
- Use, application, and limitations of PPE;
- Work practices by which employees can minimize risks from hazards;
- Safe use of engineering controls and equipment on site;
- Medical surveillance requirements;
- Recognition of symptoms and signs which might indicate overexposure to hazards;
- Worker right-to-know (Hazard Communication OSHA 1910.1200);
- Routes of exposure to contaminants;
- Engineering controls and safe work practices;
- Components of a health and safety program and a site-specific HASP;
- Decontamination practices for personnel and equipment;
- Confined-space entry procedures; and
- General emergency response procedures.

7.1.3 Supervisor Course

Management and supervisors must receive an additional eight hours of training, which typically includes:

- General site safety and health procedures;
- PPE programs; and
- Air monitoring techniques.

7.1.4 Site-Specific Training

Site-specific training will be accomplished by on-site personnel reading this HASP, and through a thorough site briefing by the PM, FS, or SSO on the contents of this HASP before work begins. The review must include a discussion of the chemical, physical, and biological hazards; the protective equipment and safety procedures; and emergency procedures.

7.1.5 Daily Safety Meetings

Daily safety meetings will be held to cover the work to be accomplished, the hazards anticipated, the PPE and procedures required to minimize site hazards, and emergency procedures. The FS or SSO should present these meetings prior to beginning the day's fieldwork. No work will be performed in an EZ before a daily safety meeting has been held. An additional safety meeting must also be held prior to new tasks, or if new hazards are encountered. The daily safety meetings will be logged in the field notebook.

7.1.6 First Aid and CPR

At least one employee current in first aid/CPR will be assigned to the work crew and will be on the site during operations. Site records will document the presence of this individual. Refresher training in first aid (triennially) and CPR (annually) is required to keep the certificate current. These individuals must also receive training regarding the precautions and protective equipment necessary to protect against exposure to blood-borne pathogens.

7.2 Medical Surveillance

7.2.1 Medical Examination

All personnel who are potentially exposed to site contaminants must participate in a medical surveillance program as defined by OSHA at 29 CFR 1910.120 (f).

7.2.2 Pre-placement Medical Examination

All potentially exposed personnel must have completed a comprehensive medical examination prior to assignment, and periodically thereafter as defined by applicable regulations. The pre-placement and periodic medical examinations typically include the following elements:

- Medical and occupational history questionnaire;
- Physical examination;
- Complete blood count, with differential;
- Liver enzyme profile;
- Chest X-ray, at a frequency determined by the physician;
- Pulmonary function test;
- Audiogram;
- Electrocardiogram for persons older than 45 years of age, or if indicated during the physical examination;
- Drug and alcohol screening, as required by job assignment;
- Visual acuity; and
- Follow-up examinations, at the discretion of the examining physician or the corporate medical director.

The examining physician provides the employee with a letter summarizing his findings and recommendations, confirming the worker's fitness for work and ability to wear a respirator. Documentation of medical clearance will be available for each employee during all project site work.

Subcontractors will certify that all their employees have successfully completed a physical examination by a qualified physician. The physical examinations must meet the

requirements of 29 CFR 1910.120 and 29 CFR 1910.134. Subcontractors will supply copies of the medical examination certificate for each on-site employee.

7.2.3 Other Medical Examinations

In addition to pre-employment, annual, and exit physicals, personnel may be examined:

- At employee request after known or suspected exposure to toxic or hazardous materials; and
- At the discretion of the SSO, HSM, or occupational physician in anticipation of, or after known or suspected exposure to toxic or hazardous materials.

7.2.4 Periodic Exam

Following the placement examination, all employees must undergo a periodic examination, similar in scope to the placement examination. For employees potentially exposed over 30 days per year, the frequency of periodic examinations will be annual. For employees potentially exposed less than 30 days per year, the frequency for periodic examinations will be 24 months.

7.2.5 Medical Restriction

When the examining physician identifies a need to restrict work activity, the employee's supervisor must communicate the restriction to the employee and the SSO. The terms of the restriction will be discussed with the employee and the supervisor.

8.0 GENERAL SAFETY PRACTICES

8.1 General Safety Rules

General safety rules for site activities include, but are not limited to, the following:

- At least one copy of this HASP must be in a location at the site that is readily available to personnel, and all project personnel shall review the plan prior to starting work.
- Consume or use food, beverages, chewing gum, and tobacco products only in the SZ or other designated area outside the EZ and CRZ. Cosmetics shall not be applied in the EZ or CRZ.
- Wash hands before eating, drinking, smoking, or using toilet facilities.
- Wear all PPE as required and stop work and replace damaged PPE immediately.
- Secure disposable coveralls, boots, and gloves at the wrists and legs and ensure closure of the suit around the neck.
- Upon skin contact with materials that may be impacted by COCs, remove contaminated clothing and wash the affected area immediately. Contaminated clothing must be changed. Any skin contact with materials potentially impacted by COCs must be reported to the FS or SSO immediately. If needed, medical attention should be sought.
- Practice contamination avoidance. Avoid contact with surfaces either suspected or known to be impacted by COCs, such as standing water, mud, or discolored soil. Equipment must be stored on elevated or protected surfaces to reduce the potential for incidental contamination.

- Remove PPE as required in the CRZ to limit the spread of COC-containing materials.
- At the end of each shift or as required, dispose of all single-use coveralls, soiled gloves, and respirator cartridges in designated receptacles designated for this purpose.
- Removing soil containing site COCs from protective clothing or equipment with compressed air, shaking, or any other means that disperses contaminants into the air is prohibited.
- Inspect all non-disposable PPE for contamination in the CRZ. Any PPE found to be contaminated must be decontaminated or disposed of appropriately.
- Recognize emergency signals used for evacuation, injury, fire, etc.
- Report all injuries, illnesses, and unsafe conditions or work practices to the FS or SSO.
- Use the “buddy system” during all operations requiring Level C PPE, and when appropriate, during Modified Level D operations.
- Obey all warning signs, tags, and barriers. Do not remove any warnings unless authorized to do so.
- Use, adjust, alter, and repair equipment only if trained and authorized to do so, and in accordance with the manufacturer’s directions.
- Personnel are to perform only tasks for which they have been properly trained and will advise their supervisor if they have been assigned a task for which they are not trained.
- The presence or consumption of alcoholic beverages or illicit drugs during the workday, including breaks, is strictly prohibited. Notify your supervisor if you must take prescription or over-the-counter drugs that indicate they may cause drowsiness or, that you should not operate heavy equipment.
- Remain upwind during site activities whenever possible.

8.2 Buddy System

On-site personnel must use the buddy system as required by operations. Use of the “buddy system” is required during all operations requiring Level C to Level A PPE, and when appropriate, during Level D operations. Crewmembers must observe each other for signs of chemical exposure, and heat or cold stress. Indications of adverse effects include, but are not limited to:

- Changes in complexion and skin coloration;
- Changes in coordination;
- Changes in demeanor;
- Excessive salivation and pupillary response; and
- Changes in speech pattern.

Crewmembers must also be aware of the potential exposure to possible safety hazards, unsafe acts, or non-compliance with safety procedures.

Field personnel must inform their partners or fellow crewmembers of non-visible effects of exposure to toxic materials that they may be experiencing. The symptoms of such exposure may include, but are not limited to:

- Headaches;
- Dizziness;
- Nausea;
- Blurred vision;
- Cramps; and
- Irritation of eyes, skin, or respiratory tract.

If protective equipment or noise levels impair communications, prearranged hand signals must be used for communication. Personnel must stay within line of sight of another team member.

8.3 Heat Stress

Heat stress is caused by a number of interacting factors, including environmental conditions, clothing, workload, etc., as well as the physical and conditioning characteristics of the individual. Since heat stress is one of the most common illnesses associated with heavy outdoor work conducted with direct solar load and, in particular, because wearing PPE can increase the risk of developing heat stress, workers must be capable of recognizing the signs and symptoms of heat-related illnesses. Personnel must be aware of the types and causes of heat-related illnesses and be able to recognize the signs and symptoms of these illnesses in both themselves and their co-workers.

Heat rashes are one of the most common problems in hot work environments. Commonly known as prickly heat, a heat rash is manifested as red papules and usually appears in areas where the clothing is restrictive. As sweating increases, these papules give rise to a prickling sensation. Prickly heat occurs in skin that is persistently wetted by unevaporated sweat, and heat rash papules may become infected if they are not treated. In most cases, heat rashes will disappear when the affected individual returns to a cool environment.

Heat cramps are usually caused by performing hard physical labor in a hot environment. These cramps have been attributed to an electrolyte imbalance caused by sweating. It is important to understand that cramps can be caused both by too much or too little salt.

Cramps appear to be caused by the lack of water replenishment. Because sweat is a hypotonic solution (plus or minus 0.3% NaCl), excess salt can build up in the body if the water lost through sweating is not replaced. Thirst cannot be relied on as a guide to the need for water; instead, water must be taken every 15 to 20 minutes in hot environments.

Under extreme conditions, such as working for 6 to 8 hours in heavy protective gear, a loss of sodium may occur. Drinking commercially available carbohydrate electrolyte replacement liquids is effective in minimizing physiological disturbances during recovery.

Heat exhaustion occurs from increased stress on various body organs due to inadequate blood circulation, cardiovascular insufficiency, or dehydration. Signs and symptoms include pale, cool, moist skin; heavy sweating; dizziness; nausea; headache, vertigo, weakness, thirst, and giddiness. Fortunately, this condition responds readily to prompt treatment.

Heat exhaustion should not be dismissed lightly, however, for several reasons. One is that the fainting associated with heat exhaustion can be dangerous because the victim may be operating machinery or controlling an operation that should not be left unattended;

moreover, the victim may be injured when he or she faints. Also, the signs and symptoms seen in heat exhaustion are similar to those of heat stroke, which is a medical emergency.

Workers suffering from heat exhaustion should be removed from the hot environment, be given fluid replacement, and be encouraged to get adequate rest.

Heat stroke is the most serious form of heat stress. Heat stroke occurs when the body's system of temperature regulation fails and the body's temperature rises to critical levels. This condition is caused by a combination of highly variable factors, and its occurrence is difficult to predict. Heat stroke is a medical emergency. The primary signs and symptoms of heat stroke are confusion; irrational behavior; loss of consciousness; convulsions; a lack of sweating (usually); hot, dry skin; and an abnormally high body temperature, e.g., a rectal temperature of 41°C (105.8°F). If body temperature is too high, it causes death. The elevated metabolic temperatures caused by a combination of workload and environmental heat load, both of which contribute to heat stroke, are also highly variable and difficult to predict.

If a worker shows signs of possible heat stroke, professional medical treatment should be obtained immediately. The worker should be placed in a shady area and the outer clothing should be removed. The worker's skin should be wetted and air movement around the worker should be increased to improve evaporative cooling until professional methods of cooling are initiated and the seriousness of the condition can be assessed. Fluids should be replaced as soon as possible. The medical outcome of an episode of heat stroke depends on the victim's physical fitness and the timing and effectiveness of first aid treatment.

Regardless of the worker's protestations, no employee suspected of being ill from heat stroke should be sent home or left unattended unless a physician has specifically approved such an order.

Proper training and preventive measures will help avert serious illness and loss of work productivity. Preventing heat stress is particularly important because once someone suffers from heat stroke or exhaustion, that person may be predisposed to additional heat injuries.

8.4 Heat Stress Safety Precautions

Heat stress monitoring and work rest cycle implementation should commence when the ambient adjusted temperature exceeds 72°F. A minimum work rest regimen and procedures for calculating ambient adjusted temperature are described in **Table 4** below.

Table 4 – Work/Rest Schedule

Adjusted Temperature ^b	Work/Rest Regimen Normal Work Ensemble ^c	Work/Rest Regimen Impermeable Ensemble
90°F (32.2°C) or above	After each 45 minutes of work	After each 15 minutes of work
87.5° - 90°F (30.8°-32.2°C)	After each 60 minutes of work	After each 30 minutes of work
82.5° - 87.5°F (28.1° - 30.8°C)	After each 90 minutes of work	After each 60 minutes of work
77.5° - 82.5°F (25.3° - 28.1°C)	After each 120 minutes of work	After each 90 minutes of work
72.5° - 77.5°F (30.8° - 32.2°C)	After each 150 minutes of work	After each 120 minutes of work

a. For work levels of 250 kilocalories/hour (Light-Moderate Type of Work)

- b. Calculate the adjusted air temperature ($t_{a\text{ adj}}$) by using this equation: $t_{a\text{ adj}}\text{ }^{\circ}\text{F} = t_a\text{ }^{\circ}\text{F} + (13 \times \% \text{ sunshine})$. Measure air temperature (t_a) with a standard mercury-in-glass thermometer, with the bulb shielded from radiant heat. Estimate percent sunshine by judging what percent time the sun is not covered by clouds that are thick enough to produce a shadow. (100 percent sunshine = no cloud cover and a sharp, distinct shadow; 0 percent sunshine = no shadows.)
- c. A normal work ensemble consists of cotton coveralls or other cotton clothing with long sleeves and pants.
- d. The information presented above was generated using the information provided in the American Conference of Governmental Industrial Hygienists (ACGIH) Threshold Limit Values (TLV) Handbook.

In order to determine if the work rest cycles are adequate for the personnel and specific site conditions, additional monitoring of individual heart rates will be conducted during the rest cycle. To check the heart rate, count the radial pulse for 30 seconds at the beginning of the rest period. If the heart rate exceeds 110 beats per minute, shorten the next work period by one third and maintain the same rest period.

Additionally, one or more of the following control measures can be used to help control heat stress and are mandatory if any site worker has a heart rate (measure immediately prior to rest period) exceeding 115 beats per minute:

- Site workers will be encouraged to drink plenty of water and electrolyte replacement fluids throughout the day.
- On-site drinking water will be kept cool (50 to 60°F).
- A work regimen that will provide adequate rest periods for cooling down will be established, as required.
- All personnel will be advised of the dangers and symptoms of heat stroke, heat exhaustion, and heat cramps.
- Cooling devices, such as vortex tubes or cooling vests, should be used when personnel must wear impermeable clothing in conditions of extreme heat.
- Employees should be instructed to monitor themselves and co-workers for signs of heat stress and to take additional breaks as necessary.
- A shaded rest area must be provided. All breaks should take place in the shaded rest area.
- Employees must not be assigned to other tasks during breaks.
- Employees must remove impermeable garments during rest periods. This includes white Tyvek-type garments.

All employees must be informed of the importance of adequate rest, acclimation, and proper diet in the prevention of heat stress disorders.

8.5 Cold Stress

Cold stress normally occurs in temperatures at or below freezing, or under certain circumstances, in temperatures of 40°F. Extreme cold for a short time may cause severe injury to exposed body surfaces or result in profound generalized cooling, causing death. Areas of the body that have high surface area-to-volume ratio, such as fingers, toes, and ears, are the most susceptible. Two factors influence the development of a cold weather injury: ambient temperature and the velocity of the wind. For instance, 10°F with a wind of 15 miles per hour (mph) is equivalent in chilling effect to still air at 18°F. An equivalent chill temperature chart relating the actual dry bulb temperature and wind velocity is presented in **Table 5** below.

Table 5 – Wind Chill Temperature Chart

Estimated Wind Speed (in mph)	Actual Temperature Reading (°F)											
	50	40	30	20	10	0	-10	-20	-30	-40	-50	-60
	Equivalent Chill Temperature (°F)											
Calm	50	40	30	20	10	0	-10	-20	-30	-40	-50	-60
5	48	37	27	16	6	-5	-15	-26	-36	-47	-57	-68
10	40	28	16	4	-9	-24	-33	-46	-58	-70	-83	-95
15	36	22	9	-5	-18	-32	-45	-58	-72	-85	-99	-112
20	32	18	4	-10	-25	-39	-53	-67	-82	-96	-110	-121
25	30	16	0	-15	-29	-44	-59	-74	-88	-104	-118	-133
30	28	13	-2	-18	-33	-48	-63	-79	-94	-109	-125	-140
35	27	11	-4	-20	-35	-51	-67	-82	-98	-113	-129	-145
40	26	10	-6	-21	-37	-53	-69	-85	-100	-116	-132	-148
(Wind speeds greater than 40 mph have little additional effect.)	LITTLE DANGER Maximum danger of false sense of security.				INCREASING DANGER Danger from freezing of exposed flesh within one minute.			GREAT DANGER Flesh may freeze within 30 seconds.				
	Trench foot and immersion foot may occur at any point on this chart.											

[This chart was developed by the U.S. Army Research Institute of Environmental Medicine, Natick, MA (Source: ACGIH Threshold Limit Values for Chemical Substances and Physical Agents)].

Local injury resulting from cold is included in the generic term frostbite. There are several degrees of tissue damage associated with frostbite. Frostbite of the extremities can be categorized into:

- *Frost Nip or Incipient Frostbite* - characterized by sudden blanching or whitening of skin.
- *Superficial Frostbite* - skin has a waxy or white appearance and is firm to the touch, but tissue beneath is resilient.
- *Deep Frostbite* - tissues are cold, pale, and solid; extremely serious injury.

Systemic hypothermia is caused by exposure to freezing or rapidly dropping temperature. It can be fatal. Its symptoms are usually exhibited in five stages: 1) shivering; 2) apathy, listlessness, sleepiness, and (sometimes) rapid cooling of the body to less than 95°F; 3) unconsciousness, glassy stare, slow pulse, and slow respiratory rate; 4) freezing of the extremities; and 5) death. Trauma sustained in freezing or sub-zero conditions requires special attention because an injured worker is predisposed to secondary cold injury. Special provisions must be made to prevent hypothermia and secondary freezing of damaged tissues in addition to providing for first aid treatment. To avoid cold stress, site personnel must wear protective clothing appropriate for the level of cold and physical activity. In addition to protective clothing, preventive safe work practices, additional training, and warming regimens may be utilized to prevent cold stress.

8.6 Safety Precautions for Cold Stress Prevention

For air temperature of 0°F or less, mittens should be used to protect the hands. For exposed skin, continuous exposure should not be permitted when air speed and temperature results in a wind chill temperature of -25°F.

At air temperatures of 36°F or less, field personnel who become immersed in water or whose clothing becomes wet must be immediately provided with a change of clothing and be treated for hypothermia.

If work is done at normal temperature or in a hot environment before entering the cold, the field personnel must ensure that their clothing is not wet as a consequence of sweating. Wet field personnel must change into dry clothes prior to entering the cold area.

If the available clothing does not give adequate protection to prevent hypothermia or frostbite, work must be modified or suspended until adequate clothing is made available or until weather conditions improve.

Field personnel handling evaporative liquid (e.g., gasoline, alcohol, or cleaning fluids) at air temperatures below 40°F must take special precaution to avoid soaking of clothing or gloves with the liquids because of the added danger of cold injury due to evaporative cooling.

8.7 Safe Work Practices

Direct contact between bare skin and cold surfaces (< 20°F) should be avoided. Metal tool handles and/or equipment controls should be covered by thermal insulating material.

For work performed in a wind chill temperature at or below 10°F, workers should be under constant protective observation (buddy system). The work rate should be established to prevent heavy sweating that will result in wet clothing. For heavy work, rest periods must be taken in heated shelters and workers should be provided with an opportunity to change into dry clothing if needed.

Field personnel should be provided the opportunity to become accustomed to cold-weather working conditions and required protective clothing. Work should be arranged in such a way that sitting or standing still for long periods is minimized.

During the warming regimen (rest period), field personnel should be encouraged to remove outer clothing to permit sweat evaporation or to change into dry work clothing. Dehydration, or loss of body fluids, occurs insidiously in the cold environment and may increase susceptibility to cold injury due to a significant change in blood flow to the extremities. Fluid replacement with warm, sweet drinks and soups is recommended. The intake of coffee should be limited because of diuretic and circulatory effects.

8.8 Biological Hazards

Biological hazards may include poison ivy, snakes, thorny bushes and trees, ticks, mosquitoes, spiders, and other pests.

8.8.1 Tick Borne Diseases

Lyme Disease - The disease commonly occurs in summer and is transmitted by the bite of infected ticks. "Hot spots" in the United States include New York, New Jersey, Pennsylvania, Massachusetts, Connecticut, Rhode Island, Minnesota, and Wisconsin.

Erlchiosis - The disease also commonly occurs in summer and is transmitted by the bite of infected ticks. "Hot spots" in the United States include New York, Massachusetts, Connecticut, Rhode Island, Minnesota, and Wisconsin.

These diseases are transmitted primarily by the deer tick, which is smaller and redder than the common wood tick. The disease may be transmitted by immature ticks, which are small and hard to see. The tick may be as small as a period on this page.

Symptoms of Lyme disease include a rash or a peculiar red spot, like a bull's eye, which expands outward in a circular manner. The victim may have headache, weakness, fever, a stiff neck, and swelling and pain in the joints, and eventually, arthritis. Symptoms of erlichiosis include muscle and joint aches, flu-like symptoms, but there is typically no skin rash.

Rocky Mountain Spotted Fever (RMSF) - This disease is transmitted via the bite of an infected tick. The tick must be attached 4 to 6 hours before the disease-causing organism (*Rickettsia rickettsii*) becomes reactivated and can infect humans. The primary symptom of RMSF is the sudden appearance of a moderate-to-high fever. The fever may persist for two to three weeks. The victim may also have a headache, deep muscle pain, and chills. A rash appears on the hands and feet on about the third day and eventually spreads to all parts of the body. For this reason, RMSF may be confused with measles or meningitis. The disease may cause death, if untreated, but if identified and treated promptly, death is uncommon.

Control - Tick repellant containing diethyltoluamide (DEET) should be used when working in tick-infested areas, and pant legs should be tucked into boots. In addition, workers should search the entire body every three or four hours for attached ticks. Ticks should be removed promptly and carefully without crushing, since crushing can squeeze the disease-causing organism into the skin. A gentle and steady pulling action should be used to avoid leaving the head or mouth parts in the skin. Hands should be protected with surgical gloves when removing ticks.

8.8.2 Poisonous Plants

Poisonous plants may be present in the work area. Personnel should be alerted to its presence and instructed on methods to prevent exposure.

Control - The main control is to avoid contact with the plant, cover arms and hands, and frequently wash potentially exposed skin. Particular attention must be given to avoiding skin contact with objects or protective clothing that have touched the plants. Treat every surface that may have touched the plant as contaminated, and practice contamination avoidance. If skin contact is made, the area should be washed immediately with soap and water and observed for signs of reddening.

8.8.3 Snakes

The possibility of encountering snakes exists, specifically for personnel working in wooded/vegetated areas. Snake venoms are complex and include proteins, some of which have enzymatic activity. The effects produced by venoms include neurotoxic effects with sensory, motor, cardiac, and respiratory difficulties; cytotoxic effects on red blood cells, blood vessels, heart muscle, kidneys, and lungs; defects in coagulation; and effects from local release of substances by enzymatic actions. Other noticeable effects of venomous snakebites include swelling, edema, and pain around the bite, and the development of ecchymosis (the escape of blood into tissues from ruptured blood vessels).

Control - To minimize the threat of snakebites, all personnel walking through vegetated areas must be aware of the potential for encountering snakes, and the need to avoid actions potentiating encounters, such as turning over logs, etc. If a snakebite occurs, an attempt should be made to safely identify the snake via size and markings. The victim must be transported to the nearest hospital within 30 minutes; first aid consists of applying a constriction band and washing the area around the wound to remove any unabsorbed venom.

8.8.4 Spiders

Personnel may encounter spiders during work activities.

Two spiders are of concern, the black widow and the brown recluse. Both prefer dark sheltered areas such as basements, equipment sheds and enclosures, and around woodpiles or other scattered debris. The black widow is shiny black, approximately one inch long, and found throughout the United States. There is a distinctive red hourglass marking on the underside of the black widows body. The bite of a black widow is seldom fatal to healthy adults, but effects include respiratory distress, nausea, vomiting, and muscle spasms. The brown recluse is smaller than the black widow and gets its name from its brown coloring and behavior. The brown recluse is more prevalent in the southern United States. The brown recluse has a distinctive violin shape on the top of its body. The bite of the brown recluse is painful and the bite site ulcerates and takes many weeks to heal completely.

Control - To minimize the threat of spider bites, all personnel walking through vegetated areas must be aware of the potential for encountering these arachnids. Personnel need to avoid actions that may result in encounters, such as turning over logs, and placing hands in dark places such as behind equipment or in corners of equipment sheds or enclosures. If a spider bite occurs, the victim must be transported to the nearest hospital as soon as possible; first aid consists of applying ice packs and washing the area around the wound to remove any unabsorbed venom.

8.9 Noise

Exposure to noise over the OSHA action level can cause temporary impairment of hearing; prolonged and repeated exposure can cause permanent damage to hearing. The risk and severity of hearing loss increases with the intensity and duration of exposure to noise. In addition to damaging hearing, noise can impair voice communication, thereby increasing the risk of accidents on site.

Control - All personnel must wear hearing protection, with a Noise Reduction Rating (NRR) of at least 20, when noise levels exceed 85 dBA. When it is difficult to hear a co-worker at normal conversation distance, the noise level is approaching or exceeding 85 dBA, and hearing protection is necessary. All site personnel who may be exposed to noise must also receive baseline and annual audiograms and training as to the causes and prevention of hearing loss. Noise monitoring is discussed in Section 5.2, Noise Monitoring.

Whenever possible, equipment that does not generate excessive noise levels will be selected for this project. If the use of noisy equipment is unavoidable, barriers or increased distance will be used to minimize worker exposure to noise, if feasible.

8.10 Spill Control

All personnel must take every precaution to minimize the potential for spills during site operations. All on-site personnel shall immediately report any discharge, no matter how small, to the FS.

Spill control equipment and materials will be located on the site at locations that present the potential for discharge. All sorbent materials used for the cleanup of spills will be containerized and labeled appropriately. In the event of a spill, the FS will follow the provisions in Section 10.0, Emergency Procedures, to contain and control released materials and to prevent their spread to off-site areas.

8.11 Sanitation

Site sanitation will be maintained according to OSHA requirements.

8.11.1 Break Area

Breaks must be taken in the SZ, away from the active work area after site personnel go through decontamination procedures. There will be no smoking, eating, drinking, or chewing gum or tobacco in any area other than the SZ.

8.11.2 Potable Water

The following rules apply to all field operations:

- An adequate supply of potable water will be provided at each project site. Potable water must be kept away from hazardous materials or media, and contaminated clothing or equipment.
- Portable containers used to dispense drinking water must be capable of being tightly closed and must be equipped with a tap dispenser. Water must not be consumed directly from the container (drinking from the tap is prohibited) nor may it be removed from the container by dipping.
- Containers used for drinking water must be clearly marked and shall not be used for any other purpose.
- Disposable drinking cups must be provided. A sanitary container for dispensing cups and a receptacle for disposing of used cups is required.

8.11.3 Sanitary Facilities

Access to facilities for washing before eating, drinking, or smoking, or alternate methods such as waterless hand-cleaner and paper towels will be provided.

8.11.4 Lavatory

If permanent toilet facilities are not available, an appropriate number of portable chemical toilets will be provided. This requirement does not apply to mobile crews or to normally unattended site locations so long as employees at these locations have transportation immediately available to nearby toilet facilities.

8.12 Emergency Equipment

Adequate emergency equipment for the activities being conducted on site and as required by applicable sections of 29 CFR 1910 and 29 CFR 1926 will be on site prior to the

commencement of project activities. Personnel will be provided with access to emergency equipment, including, but not limited to, the following:

- Fire extinguishers of adequate size, class, number, and location as required by applicable sections of 29 CFR 1910 and 1926;
- Industrial first aid kits of adequate size for the number of personnel on site; and
- Emergency eyewash and/or shower if required by operations being conducted on site.

8.13 Lockout/Tagout Procedures

Only fully qualified and trained personnel will perform maintenance procedures. Before maintenance begins, lockout/tagout procedures per OSHA 29 CFR 1910.147 will be followed.

Lockout is the placement of a device that uses a positive means, such as lock, to hold an energy or material-isolating device such that the equipment cannot be operated until the lockout device is removed. If a device cannot be locked out, a tagout system shall be used. Tagout is the placement of a warning tag on an energy or material isolating device indicating that the equipment controls may not be operated until the personnel who attached the tag remove the tag.

8.14 Electrical Safety

Electricity may pose a particular hazard to site workers due to the use of portable electrical equipment. If wiring or other electrical work is needed, a qualified electrician must perform it.

General electrical safety requirements include:

- All electrical wiring and equipment must be a type listed by Underwriters Laboratories (UL), Factory Mutual Engineering Corporation (FM), or other recognized testing or listing agency.
- All installations must comply with the National Electrical Safety Code (NESC), the National Electrical Code (NEC), or USCG regulations.
- Portable and semi-portable tools and equipment must be grounded by a multi-conductor cord having an identified grounding conductor and a multi-contact polarized plug-in receptacle.
- Tools protected by an approved system of double insulation, or its equivalent, need not be grounded. Double insulated tools must be distinctly marked and listed by UL or FM.
- Live parts of wiring or equipment must be guarded to prevent persons or objects from touching them.
- Electric wire or flexible cord passing through work areas must be covered or elevated to protect it from damage by foot traffic, vehicles, sharp corners, projections, or pinching.
- All circuits must be protected from overload.
- Temporary power lines, switchboxes, receptacle boxes, metal cabinets, and enclosures around equipment must be marked to indicate the maximum operating voltage.

- Plugs and receptacles must be kept out of water unless of an approved submersible construction.
- All extension cord outlets must be equipped with ground fault circuit interrupters (GFCI).
- Attachment plugs or other connectors must be equipped with a cord grip and be constructed to endure rough treatment.
- Extension cords or cables must be inspected prior to each use and replaced if worn or damaged. Cords and cables must not be fastened with staples, hung from nails, or suspended by bare wire.
- Flexible cords must be used only in continuous lengths without splice, with the exception of molded or vulcanized splices made by a qualified electrician.

8.15 Lifting Safety

Using proper lifting techniques may prevent back strain or injury. The fundamentals of proper lifting include:

- Consider the size, shape, and weight of the object to be lifted. A mechanical lifting device or additional persons must be used to lift an object if it cannot be lifted safely alone.
- The hands and the object should be free of dirt or grease that could prevent a firm grip.
- Gloves must be used, and the object inspected for metal slivers, jagged edges, burrs, or rough or slippery surfaces.
- Fingers must be kept away from points that could crush or pinch them, especially when putting an object down.
- Feet must be placed far enough apart for balance. The footing should be solid and the intended pathway should be clear.
- The load should be kept as low as possible, close to the body with the knees bent.
- To lift the load, grip firmly and lift with the legs, keeping the back as straight as possible.
- A worker should not carry a load that he or she cannot see around or over.
- When putting an object down, the stance and position are identical to that for lifting; the legs are bent at the knees, and the back is straight as the object is lowered.

8.16 Ladder Safety

When portable ladders are used for access to an upper landing surface, the ladder side rails shall extend at least 3 feet (9 m) above the upper landing surface to which the ladder is used to gain access; or, when such an extension is not possible because of the ladder's length, then the ladder shall be secured at its top to a rigid support that will not deflect, and a grasping device, such as a grabrail, shall be provided to assist employees in mounting and dismounting the ladder. In no case shall the extension be such that ladder deflection under a load would, by itself, cause the ladder to slip off its support.

- Ladders shall be maintained free of oil, grease, and other slipping hazards.
- Ladders shall not be loaded beyond the maximum intended load for which they were built, or beyond their manufacturer's rated capacity.
- Ladders shall be used only for the purpose for which they were designed.

- Non-self-supporting ladders shall be used at an angle such that the horizontal distance from the top support to the foot of the ladder is approximately one-quarter of the working length of the ladder (the distance along the ladder between the foot and the top support).
- Wood job-made ladders with spliced side rails shall be used at an angle such that the horizontal distance is one-eighth the working length of the ladder.
- Fixed ladders shall be used at a pitch no greater than 90 degrees from the horizontal, as measured to the back side of the ladder.
- Ladders shall be used only on stable and level surfaces unless secured to prevent accidental displacement.
- Ladders shall not be used on slippery surfaces unless secured or provided with slip-resistant feet to prevent accidental displacement. Slip-resistant feet shall not be used as a substitute for care in placing, lashing, or holding a ladder that is used upon slippery surfaces, including, but not limited to, flat metal or concrete surfaces that are constructed so they cannot be prevented from becoming slippery.
- Ladders placed in any location where they can be displaced by workplace activities or traffic, such as in passageways, doorways, or driveways, shall be secured to prevent accidental displacement, or a barricade shall be used to keep the activities or traffic away from the ladder.
- The area around the top and bottom of ladders shall be kept clear.
- The top of a non-self-supporting ladder shall be placed with the two rails supported equally unless it is equipped with a single support attachment.
- Ladders shall not be moved, shifted, or extended while occupied.
- Ladders shall have non-conductive side rails if they are used where the employee or the ladder could contact exposed energized electrical equipment.
- The top, top step, or the step labeled that it or any step above it should not be used as a step.
- Cross-bracing on the rear section of stepladders shall not be used for climbing unless the ladders are designed and provided with steps for climbing on both front and rear sections.
- Ladders shall be inspected by the HSM for visible defects on a daily basis and after any occurrence that could affect their safe use.
- Portable ladders with structural defects, such as, but not limited to, broken or missing rungs, cleats, or steps; broken or split rails; corroded components; or other faulty or defective components shall either be immediately marked in a manner that readily identifies them as defective or be tagged with "Do Not Use" or similar language and shall be withdrawn from service.
- Fixed ladders with structural defects, such as, but not limited to, broken or missing rungs, cleats, or steps; broken or split rails; or corroded components; shall be withdrawn from service.
- Ladder repairs shall restore the ladder to a condition meeting its original design criteria, before the ladder is returned to use.
- Single-rail ladders shall not be used.
- When ascending or descending a ladder, the user shall face the ladder.
- Each employee shall use at least one hand to grasp the ladder when progressing up and/or down the ladder.
- An employee shall not carry any object or load that could cause the employee to lose balance and fall.

8.17 Traffic Safety

The project site may be located adjacent to a public roadway where exposure to vehicular traffic is likely. Traffic may also be encountered as vehicles enter and exit the area. To minimize the likelihood of project personnel and activities being affected by traffic, the following procedures will be implemented.

Cones must be placed along the shoulder of the roadway starting 100 feet from the work area to alert passing motorists to the presence of personnel and equipment. A "Slow" or "Men Working" sign must be placed at the first cone. Barricades with flashing lights should be placed between the roadway and the work area.

During activities along a roadway, equipment will be aligned parallel to the roadway to the extent feasible, facing into the oncoming traffic so as to place a barrier between the work crew and the oncoming traffic. All crewmembers must remain behind the equipment and the traffic barrier.

All site personnel who are potentially exposed to vehicular traffic must wear an outer layer of orange warning garments, such as vests, jackets, or shirts. If work is performed in hours of dusk or darkness, workers will be outfitted with reflective garments either orange, white (including silver-coated reflective coatings or elements that reflect white light), yellow, fluorescent red-orange, or fluorescent yellow-orange.

The flow of traffic into and out of the adjacent business must be assessed, and precautions taken to warn motorists of the presence of workers and equipment. Where possible, vehicles should be aligned to provide physical protection of people and equipment.

9.0 SITE-SPECIFIC HAZARDS AND CONTROL MEASURES

9.1 Evaluation of Hazards

The evaluation of hazards is provided as a quick reference as to the known conditions for the Site, wherein the level of detail for each of the subsections is identified.

9.1.1 Hazard Characteristics

Existing information for Site:

☒ Detailed ☐ Preliminary ☐ None

Hazardous/Contaminated Material Form(s):

☒ Solid ☒ Liquid ☐ Sludge ☐ Gas ☒ Vapor

Containment Type(s):

☒ Drum ☐ Tank ☐ Pit ☐ Debris
☐ Pond ☐ Lagoon Other: _____

Hazardous Material Characteristics:

☒ Volatile ☐ Corrosive ☐ Reactive ☐ Radioactive
☐ Ignitable ☒ Toxic ☐ Unknown

Routes of Exposure:

☒ Oral ☒ Dermal ☒ Eye ☒ Respiratory

9.1.2 Potential Health and Safety Hazards

<input checked="" type="checkbox"/> Heat	<input type="checkbox"/> Congested areas
<input checked="" type="checkbox"/> Cold	<input checked="" type="checkbox"/> General Construction
<input checked="" type="checkbox"/> Confined space entry	<input checked="" type="checkbox"/> Physical injury
<input type="checkbox"/> Oxygen depletion	<input checked="" type="checkbox"/> Electrical hazards
<input type="checkbox"/> Asphyxiation	<input checked="" type="checkbox"/> Handling and product transfer
<input checked="" type="checkbox"/> Excavation	<input checked="" type="checkbox"/> Fire
<input checked="" type="checkbox"/> Cave-ins	<input checked="" type="checkbox"/> Explosion
<input checked="" type="checkbox"/> Falls, slippage	<input checked="" type="checkbox"/> Biological Hazards
	<input checked="" type="checkbox"/> Plants – Poison Ivy, Poison Oak
	<input checked="" type="checkbox"/> Insects – Ticks
	<input checked="" type="checkbox"/> Insects – Mosquitoes
	<input checked="" type="checkbox"/> Insects – Bees and Wasps
	<input checked="" type="checkbox"/> Rats and Mice
<input checked="" type="checkbox"/> Heavy equipment	<input type="checkbox"/> Non-ionizing Radiation (i.e. UV, IR, etc.)
<input type="checkbox"/> Other: Potential Ignition Hazard.	

9.2 Field Activities, Hazards, and Control Procedures

The following task-specific safety analyses identify potential health, safety, and environmental hazards associated with each type of field activity. Because of the complex and changing nature of field projects, supervisors must continually inspect the site to identify hazards that may affect on-site personnel, the community, or the environment. The FS must be aware of these changing conditions and discuss them with the PM whenever these changes impact employee health, safety, the environment, or performance of the project. The FS will keep on-site personnel informed of the changing conditions, and the PM will write and/or approve addenda or revisions to this HASP as necessary.

9.2.1 Mobilization/Construction Stakeout

Description of Tasks

Site mobilization will include establishing excavation locations, determining the location of utilities and other installations, and establishing work areas. Mobilization will also include setting up equipment and establishing a temporary site office. A break area will be set up outside of regulated work areas. Mobilization may involve clearing areas for the SZ and CRZ. During this initial phase, project personnel will walk the site to confirm the existence of anticipated hazards and identify safety and health issues that may have arisen since the writing of this plan.

Hazard Identification

The hazards of this phase of activity are associated with heavy equipment operation, manual materials handling, installation of temporary on-site facilities, and manual site preparation.

Manual materials handling and manual site preparation may cause blisters, sore muscles, and joint and skeletal injuries; and may present eye, contusion, and laceration hazards. Installation of temporary field office and support facilities may expose personnel to electrical

hazards, underground and overhead utilities, and physical injury due to the manual lifting and moving of materials. The work area presents slip, trip, and fall hazards from scattered debris and irregular walking surfaces. Rainy weather may cause wet, muddy, slick walking surfaces, and unstable soil. Freezing weather hazards include frozen, slick, and irregular walking surfaces.

Environmental hazards include plants, such as poison ivy and poison oak; aggressive fauna, such as ticks, fleas, mosquitoes, wasps, spiders, and snakes; weather, such as sunburn, lightning, rain, and heat- or cold-related illnesses; and pathogens, such as rabies, Lyme disease, and blood-borne pathogens.

Controls

Control procedures for these hazards are discussed in Section 8.0, General Safety Practices.

9.2.2 Demolition/Site Clearing

Description of Tasks

Site clearance will involve manual or mechanical removal of objects impeding access to the construction footprint. These obstructions are both natural and man-made items and will include, but not be limited to, fabricated metal and concrete structures, trees, vegetation, rubble, and miscellaneous trash/debris.

Hazard Identification

Hazards associated with demolition and site clearance include personnel working in and around potentially unstable structures, or locations of potential contact with hazardous chemicals, utilities, and/or falling objects. This task will involve manual, as well as mechanical demolition/clearance efforts so exertion and equipment hazards exist.

Controls

PPE – Personnel shall be protected from hazards of irritant and toxic plants and suitably instructed in the first aid treatment available.

Preparatory Operations – Prior to permitting employees to start demolition operations, an engineering survey shall be made, by a licensed Professional Engineer, of the structure to determine the stability of the structure. Any adjacent structure shall where personnel may be exposed shall also be similarly checked. The PO shall have in writing evidence that such a survey has been performed. All structural instabilities shall be shored or braced, under the supervision of a licensed Professional Engineer, prior to access by an FP.

Utilities – All electric, gas, water, steam, sewer, and other service lines shall be shut off, capped, or otherwise controlled, outside the building line before demolition work is started. In each case, any utility company that is involved shall be notified in advance. If it is necessary to maintain any power, water or other utilities during demolition, such lines shall be temporarily relocated, as necessary.

Hazardous Substances – It shall also be determined if any type of hazardous chemicals, gases, explosives, flammable materials, or similarly dangerous substances have been used in any pipes, tanks, or other equipment on the property. When the presence of any such

substances is apparent or suspected, testing and purging shall be performed and the hazard eliminated before demolition is started.

Falling Debris/Objects – No material shall be dropped to any point lying outside the exterior walls of the structure unless the area is effectively protected. Access to the area where falling objects/debris may be encountered must be gated and controlled.

Structural Collapse – Structural or load supporting members on any floor shall not be cut or removed until all stories above such a floor have been demolished and removed. Walls, which are to serve as retaining walls against which debris will be piled, shall not be so used unless capable of safely supporting the imposed load. Mechanical equipment shall not be used on floors or working surfaces unless such floors or surfaces are not of sufficient strength to support the imposed load.

Rollover Guards – All equipment used in site clearing operations shall be equipped with rollover guards meeting the applicable requirements. In addition, rider-operated equipment shall be equipped with an overhead and rear canopy guard meeting the applicable requirements.

Inspections – During demolition, continuing inspections by a licensed Professional Engineer shall be made as the work progresses to detect hazards resulting from weakened or deteriorated floors, walls, or loosened material. No FP shall be permitted to work where such hazards exist until they are corrected by shoring, bracing, or other effective means.

9.2.3 Excavation and Cut/Fill Operations

9.2.3.1 Excavation/Trenching

Description of Tasks

This task includes the excavation of contaminated soils and superficial debris. Excavation depths vary across the site.

Hazard Identification

The hazards of this activity are associated with heavy equipment operation, subsurface intrusion, manual materials handling, stockpiling, and disposal. Subsurface intrusion presents hazards associated with negotiating buried utilities, cave-ins of the excavated areas, and regress methods for personnel working inside the excavated areas. Disruption of contaminated soil also presents a health hazard.

Controls

Underground Utilities – The estimated locations of utility installations, such as sewer, telephone, fuel, electric, water lines, or any other underground installations that reasonably may be expected to be encountered during the excavation work, shall be determined prior to opening an excavation. Utility companies or owners shall be contacted (“Call Before You Dig”) within established or customary local response times, advised of the proposed work, and asked to establish the location of the utility underground installations prior to the start of actual excavation.

When excavation operations approach the estimated location of underground installations, the exact location of the installations shall be determined by safe and acceptable means.

While the excavation is open, underground installations shall be protected, supported, or removed, as necessary, to safeguard site personnel.

Cave-Ins – Project personnel in an excavation shall be protected from cave-ins by an adequate protective system, except when:

- Excavations are made entirely in stable rock or excavations are less than five feet in depth and examination of the ground by the SSO provides no indication of a potential cave-in.
- Protective systems shall have the capacity to resist, without failure, all loads that are intended or could reasonably be expected to be applied or transmitted to the system.

Project personnel shall be protected from excavated or other materials or equipment that could pose a hazard by falling or rolling into excavations. Protection shall be provided by placing and keeping such materials or equipment at least two feet from the edge of excavations, or by the use of retaining devices that are sufficient to prevent materials or equipment from falling or rolling into excavations, or by a combination of both if necessary.

Daily inspections of excavations, the adjacent areas, and protective systems shall be made by the SSO for evidence of a situation that could result in possible cave-ins, indications of failure of protective systems, hazardous atmospheres, or other hazardous conditions. An inspection shall be conducted by the SSO prior to the start of work and as needed throughout operations. Inspections shall also be made after every rainstorm or other hazard-increasing occurrence. These inspections are only required when project personnel exposure can be reasonably anticipated.

Where the SSO finds evidence of a situation that could result in a possible cave-in, indications of failure of protective systems, hazardous atmospheres, or other hazardous conditions, exposed personnel shall be removed from the hazardous area until the necessary precautions have been taken to ensure their safety.

Excavation Egress – A stairway, ladder, ramp, or other safe means of egress shall be located in trench excavations that are four feet or more in depth so as to require no more than 25 feet or lateral travel for project personnel.

9.2.3.2 Heavy Equipment Operation

Description of Tasks

Heavy equipment to be used for this task include, but are not limited to, excavators, dozers, dump trucks, and water sprayers (if required).

Hazard Identification

The most common type of accident that occurs in material handling operations is the “caught between” situation when a load is being handled and an object gets caught between two moving parts of the equipment. Operation of the heavy construction equipment may produce harmful noise.

Controls

Equipment Inspection – All vehicles in use shall be checked prior to operation to ensure that all parts, equipment, and accessories that affect safe operations are in proper operating condition and free from defects. All defects shall be corrected before the vehicle is placed in service.

Ground Guides – No personnel shall use any motor vehicle, earthmoving, or compacting equipment having an obstructed view to the rear, unless:

- The vehicle has a reverse signal alarm distinguishable from the surrounding noise level; or
- The vehicle is backed up only when an observer signals that it is safe to do so.

Blocking – Heavy machinery, equipment, or parts thereof that are suspended or held aloft shall be substantially blocked to prevent falling or shifting before employees are permitted to work under or between them.

Noise – Control measures for noise are addressed in Section 4.9.

Traffic – Control measures for traffic are addressed in Section 8.17.

9.2.3.3 Disturbance/Handling of Contaminated Material

Description of Tasks

After the contaminated soil is excavated from below the Site's surface, the material will be stockpiled, dried, and either transported offsite.

Hazard Identification

The hazards associated with materials handling include contact of the contaminated material with project personnel, or cross contamination with other site soil.

Controls

Cross Contamination – Following excavation, contaminated soil stockpiles will be placed on a structure constructed to separate the material from the site soil and collect any groundwater leachate. The material shall be covered to prevent storm water erosion or migration of contaminants through storm water.

Air Monitoring – Air and particulate monitoring will be conducted during soil excavation activities to assess the potential for exposure to airborne COCs. If the results of air monitoring indicate the presence of organic vapors or particulates in a concentration causing concern, personnel will upgrade to Level C protection. Refer to Section 5.1, Air Monitoring, for a description of air monitoring requirements and action levels. Air monitoring protocols are also presented in the Community Air Monitoring Plan (Appendix F of this RI/IRMWP). A description of each level of personal protection is included in Section 4.0, Personal Protective Equipment.

Traffic – Control measures for traffic are addressed in Section 8.17.

9.2.4 Drilling/Subsurface Intrusion Activities

Description of Tasks

Site mobilization will include establishing excavation locations, determining the location of utilities and other installations, and establishing work areas. Mobilization will also include setting up equipment and establishing a temporary site office. A break area will be set up outside of regulated work areas. Mobilization may involve clearing areas for the SZ and CRZ. During this initial phase, project personnel will walk the site to confirm the existence of anticipated hazards and identify safety and health issues that may have arisen since the writing of this plan.

Hazard Identification

The primary physical hazards for this activity are associated with the use of soil boring and grouting equipment. The equipment is hydraulically powered and uses static force and dynamic percussion force to advance sampling and penetrating tubes.

Accidents can occur as a result of improperly placing the equipment on uneven or unstable terrain or failing to adequately secure the equipment prior to the start of operations. Overhead utility lines can create hazardous conditions if contacted by the equipment. Underground installations such as electrical lines, conduit, and product lines pose a significant hazard if contacted.

Controls

Geoprobe and Drill Rig Safety Procedures - The operator of the equipment must possess required state or local licenses to perform such work. All members of the crew shall receive site-specific training prior to beginning work.

The operator is responsible for the safe operation of the rig, as well as the crew's adherence to the requirements of this HASP. The operator must ensure that all safety equipment is in proper condition and is properly used. The members of the crew must follow all instructions of the operator, wear all personal protective equipment, and be aware of all hazards and control procedures. The operator and crew must participate in the Daily Safety Meetings and be aware of all emergency procedures.

Equipment Inspection - Each day, prior to the start of work, the rig and associated equipment must be inspected by the operator. The following items must be inspected:

- Vehicle condition;
- Proper storage of equipment;
- Condition of all hydraulic lines;
- Fire extinguisher; and
- First aid kit.

Equipment Set Up - The drill rig must be properly blocked and leveled prior to raising the derrick. The wheels which remain on the ground must be chocked. The leveling jacks shall not be raised until the derrick is lowered. The rig shall be moved only after the derrick has been lowered.

All well sites will be inspected by the driller prior to the location of the rig to verify a stable surface exists. This is especially important in areas where soft, unstable terrain is common.

The drill rig must be properly blocked and leveled prior to raising the derrick. Blocking provides a more stable drilling structure by evenly distributing the weight of the rig. Proper blocking ensures that differential settling of the rig does not occur.

When the ground surface is soft or otherwise unstable, wooden blocks, at least 24" by 24" and 4" to 8" thick shall be placed between the jack swivels and the ground. The emergency brake shall be engaged, and the wheels that are on the ground shall be chocked.

Rules for Intrusive Activity - Before beginning any intrusive activity, the existence and location of underground pipe, conduit, electrical equipment, and other installations will be determined. This will be done, if possible, by contacting the appropriate client representative to mark the location of the lines. "Call Before You Dig" will verify the potential for encountering subsurface utilities. If the client's knowledge of the area is incomplete, an appropriate device, such as a magnetometer, will be used to locate the line.

Combustible gas readings of the general work area will be made regularly in areas where and/or during operations when the presence of flammable vapors or gases is suspected, such as during intrusive activities (see Section 5.1). Operations must be suspended and corrective action taken if the airborne flammable concentration reaches 10% of the LEL in the immediate area (a one-foot radius) of the point of drilling, or near any other ignition sources.

Overhead Electrical Clearances - If equipment is operated in the vicinity of overhead power lines, the power to the lines must be shut off or the equipment must be positioned and blocked such that no part, including cables, can come within the minimum clearances as follows:

Nominal Voltage	System	Minimum Clearance	Required
0-50kV		10 feet	
51-100kV		12 feet	
101-200kV		15 feet	
201-300kV		20 feet	
301-500kV		25 feet	
501-750kV		35 feet	
751-1,000kV		45 feet	

When the drill rig is in transit, with the boom lowered and no load, the equipment clearance must be at least 4 feet for voltages less than 50kV, 10 feet for voltages of 50 kV to 345 kV, and 16 feet for voltages above 345 kV.

Hoisting Operations - Drillers should never engage the rotary clutch without watching the rotary table, and ensuring it is clear of personnel and equipment.

Unless the drawworks is equipped with an automatic feed control, the brake should not be left unattended without first being tied down.

Drill pipe, auger strings or casing should be picked up slowly. Drill pipe should not be hoisted until the driller is sure that the pipe is latched in the elevator, or the derrickman has signaled that he may safely hoist the pipe.

During instances of unusual loading of the derrick or mast, such as when making an unusually hard pull, only the driller should be on the rig floor; no one else should be on the rig or derrick.

The brakes on the drawworks of the drill rig should be tested by the driller each day. The brakes should be thoroughly inspected by a competent individual each week.

A hoisting line with a load imposed should not be permitted to be in direct contact with any derrick member or stationary equipment, unless it has been specifically designed for line contact.

Workers should never stand near the borehole whenever any wire line device is being run.

Hoisting control stations should be kept clean and controls labeled as to their functions.

Catline Operations - Only experienced workers will be allowed to operate the cathead controls. The kill switch must be clearly labeled and operational prior to operation of the catline. The cathead area must be kept free of obstructions and entanglements.

The operator should not use more wraps than necessary to pick up the load. More than one layer of wrapping is not permitted.

Personnel should not stand near, step over, or go under a cable or catline which is under tension.

Employees rigging loads on catlines shall:

- Keep out from under the load;
- Keep fingers and feet where they will not be crushed;
- Be sure to signal clearly when the load is being picked;
- Use standard visual signals only and not depend on shouting to coworkers; and
- Make sure the load is properly rigged, since a sudden jerk in the catline will shift or drop the load.

Wire Rope - When two wires are broken or rust or corrosion is found adjacent to a socket or end fitting, the wire rope shall be removed from service or re-socketed. Special attention shall be given to the inspection of end fittings on boom support, pendants, and guy ropes.

Wire rope removed from service due to defects shall be cut up or plainly marked as being unfit for further use as rigging.

Wire rope clips attached with U-bolts shall have the U-bolts on the dead or short end of the rope; the clip nuts shall be re-tightened immediately after initial load carrying use and at frequent intervals thereafter.

When a wedge socket fastening is used, the dead or short end of the wire rope shall have a clip attached to it or looped back and secured to itself by a clip; the clip shall not be attached directly to the live end.

Protruding ends of strands in splices on slings and bridles shall be covered or blunted.

Except for eye splices in the ends of wires and for endless wire rope slings, wire rope used in hoisting, lowering, or pulling loads, shall consist of one continuous piece without knot or splice.

An eye splice made in any wire rope shall have not less than five full tucks.

Wire rope shall not be secured by knots. Wire rope clips shall not be used to splice rope.

Eyes in wire rope bridles, slings, or bull wires shall not be formed by wire clips or knots.

Pipe/Auger Handling - Pipe and auger sections shall be transported by cart or carried by two persons. Individuals should not carry auger or pipe sections without assistance.

Workers should not be permitted on top of the load during loading, unloading, or transferring of pipe or rolling stock.

Employees should be instructed never to try to stop rolling pipe or casing; they should be instructed to stand clear of rolling pipe.

Slip handles should be used to lift and move slips. Employees are not permitted to kick slips into position.

When pipe is being hoisted, personnel should not stand where the bottom end of the pipe could whip and strike them.

Pipe and augers stored in racks, catwalks or on flatbed trucks should be secured to prevent rolling.

9.2.5 Subsurface Chemical Sample Collection/Analysis

Description of Tasks

This sub-task consists of the collection of soil samples for subsequent field and laboratory analysis. The physical hazards of soil sampling are primarily associated with the sample collection methods, procedures utilized, and the environment itself.

Hazard Identification

Incidental contact with COCs is the primary hazard associated with sampling the stabilized material. This contact may occur through the manipulation of sample media and equipment, manual transfer of media into sample containers, and proximity of operations to the breathing zone. The primary hazards associated with these sampling procedures are not potentially serious; however, other operations in the area, or the conditions under which

samples must be collected, may present chemical and physical hazards. The hazards directly associated with sampling procedures are generally limited to strains/sprains and potential eye hazards. Potential chemical hazards may include contact with media containing site COCs and potential contact with chemicals used for equipment decontamination.

Controls

PPE – To control dermal exposure during sampling activities, a minimum of Level D protection will be worn. If necessary, based on field observations and site conditions, air monitoring may be conducted during sediment sampling activities. If the results of air monitoring indicate the presence of airborne contaminants in a concentration causing concern, personnel will upgrade to Level C protection. Refer to Section 5.1, Air Monitoring, for a description of air monitoring requirements and action levels. Air monitoring protocols are also presented in the Community Air Monitoring Plan (Appendix F of this RI/IRMWP). A description of each level of personal protection is included in Section 4.0, Personal Protective Equipment.

9.2.6 UST Closure

9.2.6.1 Working in Confined Spaces

Description of Tasks

The project may involve the closure of USTs.

Hazard Identification

Closure activities may require the entrance into confined spaces to facilitate cleaning and removal of the USTs.

Controls

All personnel required to enter into confined or enclosed spaces must be instructed as to the nature of the hazards involved, the necessary precautions to be taken, and in the use of required protective and emergency equipment. The PO shall comply with all specific regulations that apply to work in dangerous or potentially dangerous areas. All personnel entering the confined space will have achieved the appropriate OSHA training and the operation will be permitted, as necessary.

9.2.6.2 Working with Compressed Air

Description of Tasks

The proposed method of purging the USTs includes the injection of compressed gas into the tank and attached piping network.

Hazard Identification

Uncontrolled release of the highly pressured air can cause injury to FP during this task. Cylinders must also be properly managed to ensure they are not compromised during storage and/or use.

Controls

Pressure Regulation – Compressed air used for cleaning purposes shall be reduced to less than 30 pounds per square inch and then only with effective chip guarding and personal protective equipment.

Cylinder Storage – Valve protection caps shall be in place and secured when compressed gas cylinders are transported, moved, or stored. Cylinder valves shall be closed when work is finished and when cylinders are empty or are moved. Compressed gas cylinders shall be secured in an upright position at all times, except if necessary for short periods of time when cylinders are actually being hoisted or carried. Cylinders shall be placed in a location where they cannot become part of an electrical circuit.

9.2.7 Decontamination

All equipment will be decontaminated before leaving the site. Personnel involved in decontamination activities may be inadvertently exposed to skin contact with contaminated materials and chemicals brought from the EZ. Personnel involved in decontamination activities must wear PPE that is, at a minimum, one level below the level worn by personnel working in the EZ.

9.2.8 Demobilization

Demobilization involves the removal of all tools, equipment, supplies, and vehicles brought to the site. The hazards of this phase of activity are associated with heavy equipment operation and manual materials handling.

Manual materials handling may cause blisters, sore muscles, and joint and skeletal injuries; and may present eye, contusion, and laceration hazards. Heavy equipment operation presents noise and vibration hazards, and hot surfaces, to operators. Personnel in the vicinity of heavy equipment operation may be exposed to physical hazards resulting in fractures, contusions, and lacerations and may be exposed to high noise levels. The work area presents slip, trip, and fall hazards from scattered debris and irregular walking surfaces. Rainy weather may cause wet, muddy, slick walking surfaces, and unstable soil. Freezing weather hazards include frozen, slick, and irregular walking surfaces.

Environmental hazards include plants, such as poison ivy and poison oak; aggressive fauna, such as ticks, fleas, mosquitoes, wasps, spiders, and snakes; weather, such as sunburn, lightning, rain, and heat-or cold-related illnesses; and pathogens, such as rabies, Lyme disease, and blood-borne pathogens.

Control procedures for these hazards are discussed in Section 8.0, General Safety Practices.

9.3 Chemical Hazards

The chemical hazards associated with site operations are related to inhalation, ingestion, and skin exposure to site COCs. Concentrations of airborne COCs during site tasks may be measurable and will require air monitoring during certain operations. Air monitoring requirements for site tasks are outlined in Section 5.1. Air monitoring protocols are also presented in the Community Air Monitoring Plan (Appendix F of this RI/IRMWP). COCs at the site include VOCs, SVOCs, metals, and pesticides. The full nature of site contaminants has not yet been determined, as emerging contaminants have not yet been analyzed.

The potential for inhalation of site COCs is low. The potential for dermal contact with soils containing site COCs during remedial operations is moderate. Table 6 lists the primary contaminants that have been identified at the Site and the media in which they are present.

Table 6 – List of Primary Contaminants

Media: Soil		
VOCs	Maximum Concentration (mg/kg)	Applicable Monitoring Instrument
1,2,4-Trimethylbenzene	69	PID
1,3,5-Trimethylbenzene	34	PID
Acetone	0.1	PID
ethylbenzene	14	PID
isopropyl benzene	4.1	PID
n-propyl benzene	15	PID
xylene	78	PID
SVOCs	Maximum Concentration (mg/kg)	Applicable Monitoring Instrument
Indeno(1,2,3-cd)pyrene	0.51	Not Applicable
Metals	Maximum Concentration (mg/kg)	Applicable Monitoring Instrument
Chromium	302	Not Applicable
Copper	79.2	Not Applicable
Lead	365	Not Applicable
Nickel	773	Not Applicable
Zinc	276	Not Applicable
Pesticides	Maximum Concentration (mg/kg)	Applicable Monitoring Instrument
4,4,-DDD	0.0051	Not Applicable
4,4-DDT	0.0035	Not Applicable

Media: Groundwater		
VOCs	Maximum Concentration (ug/L)	Applicable Monitoring Instrument
1,2,4-Trimethylbenzene	110	PID
1,3,5-Trimethylbenzene	56	PID
Ethylbenzene	150	PID
Isopropylbenzene	35	PID
SVOCs	Maximum Concentration (ug/L)	Applicable Monitoring Instrument
Benzo(a)anthracene	0.23	Not Applicable
Benzo(a)pyrene	0.16	Not Applicable
Benzo(b)fluoranthene	0.33	Not Applicable
Benzo(k)fluoranthene	0.1	Not Applicable
Chrysene	0.28	Not Applicable
Indeno(1,2,3-cd)pyrene	0.18	Not Applicable
Metals/Pesticides	Maximum Concentration (ug/L)	Applicable Monitoring Instrument
Arsenic	125	Not Applicable
Barium	81900	Not Applicable
Beryllium	47.6	Not Applicable
Cadmium	23.8	Not Applicable
Chromium	4420	Not Applicable
Copper	9342	
Iron	2630000	Not Applicable
Lead	2070	Not Applicable
Magnesium	222000	Not Applicable
Manganese	34500	Not Applicable
Nickel	5690	Not Applicable
Sodium	382000	Not Applicable
Thallium	13.4	Not Applicable
Zinc	7780	Not Applicable

Media: Soil Gas		
VOCs	Maximum Concentration (ug/m3)	Applicable Monitoring Instrument
Trichloroethene	13	Not Applicable

10.0 EMERGENCY PROCEDURES

10.1 General

Prior to the start of operations, the work area will be evaluated for the potential for fire, contaminant release, or other catastrophic event. Unusual conditions or events, activities, chemicals, and conditions will be reported to the FS/SSO immediately.

The FS/SSO will establish evacuation routes and assembly areas for the site. All personnel entering the site will be informed of this route and the assembly area.

10.2 Emergency Response

If an incident occurs, the following steps will be taken:

- The FS/SSO will evaluate the incident and assess the need for assistance and/or evacuation;
- The FS/SSO will call for outside assistance as needed;
- The FS/SSO will ensure the PM is notified promptly of the incident; and
- The FS/SSO will take appropriate measures to stabilize the incident scene.

10.2.1 Fire

In the case of a fire at the site, the FS/SSO will assess the situation and direct fire-fighting activities. The FS/SSO will ensure that the PM is immediately notified of any fires. Site personnel will attempt to extinguish the fire with available extinguishers, if safe to do so. In the event of a fire that site personnel are unable to safely extinguish with one fire extinguisher, the local fire department will be summoned.

10.2.2 Contaminant Release

In the event of a contaminant release, the following steps will be taken:

- Notify FS/SSO immediately;
- Evacuate immediate area of release;
- Conduct air monitoring to determine needed level of PPE; and
- Don required level of PPE and prepare to implement control procedures.

The FS/SSO has the authority to commit resources as needed to contain and control released material and to prevent its spread to off-site areas.

10.3 Medical Emergency

All employee injuries must be promptly reported to the SSO/FS, who will:

- Ensure that the injured employee receives prompt first aid and medical attention;
- In emergency situations, the worker is to be transported by appropriate means to the nearest urgent care facility (normally a hospital emergency room); and
- If the injured person is a SESI employee, notify SESI at 973-808-9050.

10.3.1 Emergency Care Steps

Survey the scene. Determine if it is safe to proceed. Try to determine if the conditions that caused the incident are still a threat. Protect yourself from exposure before attempting to rescue the victim.

- Do a primary survey of the victim. Check for airway obstruction, breathing, and pulse. Assess likely routes of chemical exposure by examining the eyes, mouth, nose, and skin of the victim for symptoms.
- Phone Emergency Medical Services (EMS). Give the location, telephone number used, caller's name, what happened, number of victims, victim's condition, and help being given.
- Maintain airway and perform rescue breathing as necessary.
- Perform CPR as necessary.
- Do a secondary survey of the victim. Check vital signs and do a head-to-toe exam.

Treat other conditions as necessary. If the victim can be moved, take him/her to a location away from the work area where EMS can gain access.

10.4 First Aid - General

All persons must report any injury or illness to their immediate supervisor or the FS. Trained personnel will provide first aid. Injuries and illnesses requiring medical treatment must be documented. The FS and SSO must fill out an accident/incident report as soon as emergency conditions no longer exist and first aid and/or medical treatment has been ensured. The report must be completed and submitted to the PM within 24 hours after the incident.

If first-aid treatment is required, first aid kits are kept at the CRZ. If treatment beyond first aid is required, the injured person(s) should be transported to the medical facility. If the injured person is not ambulatory or shows any sign of not being in a comfortable and stable condition for transport, then an ambulance/paramedics should be summoned. If there is any doubt as to the injured worker's condition, it is best to let the local paramedic or ambulance service examine and transport the worker.

10.4.1 First Aid - Inhalation

Any employee complaining of symptoms of chemical overexposure as described in Section 4, General Site Safety Procedures, will be removed from the work area and transported to the designated medical facility for examination and treatment.

10.4.2 First Aid - Ingestion

Call EMS and consult a poison control center for advice. If available, refer to the MSDS for treatment information. If the victim is unconscious, keep them on their side and clear the airway if vomiting occurs.

10.4.3 First Aid - Skin Contact

Project personnel who have had skin contact with contaminants will, unless the contact is severe, proceed through the CRZ, to the wash area. Personnel will remove any contaminated clothing, and then flush the affected area with water for at least 15 minutes. The worker should be transported to the medical facility if he/she shows any sign of skin reddening, irritation, or if he/she requests a medical examination.

10.4.4 First Aid - Eye Contact

Project personnel who have had contaminants splashed in their eyes or who have experienced eye irritation while in the EZ, must immediately proceed to the eyewash station in the CRZ. Do not decontaminate prior to using the eyewash. Remove whatever protective clothing is necessary to use the eyewash. Flush the eye with clean running water for at least 15 minutes. Arrange prompt transport to the designated medical facility.

10.5 Reporting Injuries, Illnesses, and Safety Incidents

Injuries and illnesses, however minor, will be reported to the FS immediately. The FS will complete an injury report and submit it to the HSM, and the PM by end of shift.

10.6 Emergency Information

The means to summon local public response agencies such as police, fire, and ambulance will be reviewed in the daily safety meeting. These agencies are identified in **Table 7** below.

Table 7 – Emergency Contacts

Local Emergency Contacts	Telephone No.
EMERGENCY	911
White Plains Hospital	(914) 681-0600
Police Emergency	911
Fire Emergency	911
Rescue Squad	911
Ambulance	911
Miscellaneous Contacts	Telephone No.
N.Y. Poison Control Center	(800) 222-1222
National Response Center and Terrorist Hotline	(800) 424-8802
Center for Disease Control	(800) 311-3435
Utility Mark-Out	(800) 962-7962

10.6.1 Directions to Hospital

White Plains Hospital

41 E Post Road, White Plains, NY
(914) 681-0600

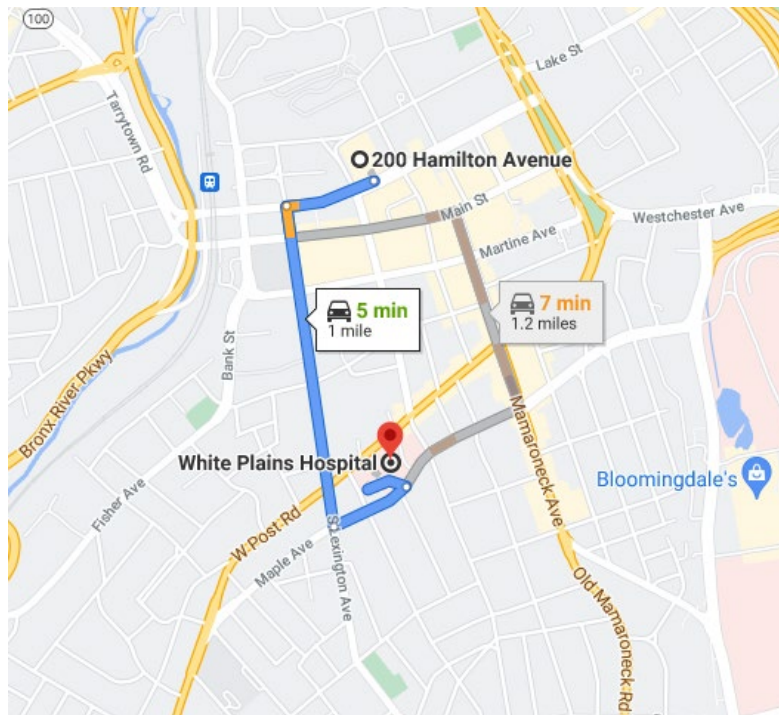
Head southwest on Hamilton Ave toward Dr.Martin Luther King Jr Blvd
0.2 mi

Turn left onto N Lexington Ave
0.6 mi

Turn left onto Maple Ave
0.1 mi

Turn left
Destination will be on the right

Fig-1: Direction to White Plains Hospital



11.0 LOGS, REPORTS, AND RECORD KEEPING

The following is a summary of required health and safety logs, reports, and record keeping for the operations at the subject site.

11.1 HASP Field Change Request

To be completed for initiating a change to the HASP. PM approval is required. The original will be kept in the project file (See Attachment 3).

11.2 Medical and Training Records

The HSM must obtain and keep a log of personnel meeting appropriate training and medical qualifications for the site work. The log will be kept in the project file. Each company's Human Resources Department will maintain medical records, in accordance with 29 CFR 1910.1020.

11.3 Exposure Records

Any personnel monitoring results, laboratory reports, calculations, and air sampling data sheets are part of an employee exposure record. These records will be kept in accordance with 29 CFR 1910.1020. For SESI employees, the originals will be sent to the Human Resources Manager. For subcontractor employees, the original file will be sent to the subcontractor employer with a copy maintained in the SESI project file.

11.4 Accident/Incident Report

Any accident/incident reports must be completed following procedures given in Section 10.5 of this HASP. The originals will be sent to the HSM for maintenance. A copy of the forms will be kept in the project file. (See Attachment 4)

11.5 OSHA Form 200

An OSHA Form 200 (Log of Occupational Injuries and Illnesses) will be kept at the project site. All recordable injuries or illnesses will be recorded on this form. At the end of the project, the original will be sent to the Human Resources Manager for maintenance. Subcontractor employees must also meet the requirements of maintaining an OSHA 200 Form. The accident/incident report meets the requirements of the OSHA Form 101 (Supplemental Record), which must be maintained with the OSHA Form 200 for all recordable injuries or illnesses.

11.6 On-Site Health and Safety Field Logbooks

The HSM or designee will maintain an on-site health and safety log book in which daily Site conditions, activities, personnel, and significant events will be recorded. Calibration records and personnel monitoring results, if available, will also be recorded in the field logbook. The original logbook will be kept in the project file.

Whenever any personnel monitoring is conducted onsite, the monitoring results will be noted in the filed logbook. These will become part of the exposure records file and will be maintained by the HSM.

A signatory page is included (See Attachment 5) and is to be signed by those working on and/or visiting the site.

11.7 Material Safety Data Sheets

Material Safety Data Sheets (MSDS) will be obtained and kept on file at the project site for each hazardous chemical brought to, use, or stored at the Site (See Attachment 6).

12.0 COVID-19 RESPONSE ACTION PLAN

SESI is concerned with the safety and well-being of its employees, vendors, subcontractors, and others with access to its offices and job sites, with particular emphasis on the unique challenges posed by COVID-19.

SESI has established the following protocols in keeping with the recommendations of the CDC and other sources including State Governor Executive Orders for work taking place on construction sites.

We request that all SESI employees, vendors, and subcontractors help with our prevention efforts while at work.

In order to minimize the spread of COVID-19, we must all cooperate in doing the following:

- Frequently wash your hands with soap and water for at least 20 seconds. When soap and running water are unavailable, use an alcohol-based hand rub with at least 60% alcohol. Always wash hands that are visibly soiled.
- Cover your mouth and nose with a tissue when you cough or sneeze or use the inside of your elbow.
- Discourage handshaking, avoid touching your eyes, nose, or mouth with unwashed hands.
- Limit the sharing of tools, machinery, equipment, phones, desks, and computers.
- Wear cloth face coverings on all construction sites.
- Avoid close contact with people who are sick.
- Employees who have symptoms (i.e., fever, cough, or shortness of breath) should notify their supervisor and stay home—DO NOT GO TO WORK.
- Sick employees should follow CDC-recommended steps. Employees should not return to work until the criteria to discontinue home isolation are met, in consultation with healthcare providers and state and local health departments.

The following are the specific jobsite protocols and response actions to be taken in the event someone on site has been in contact with, or has themselves, the COVID-19 virus:

OFFICE/JOBSITE PROTOCOL

- If an employee/worker exhibits COVID-19 symptoms, the employee/worker must remain at home until he or she is symptom free for 72 hours (3 full days) without the use of fever-reducing or other symptom-altering medicines (e.g. acetaminophen, cough suppressants). SESI will similarly require an employee or worker that reports to work with symptoms to return home until they are symptom free for 72 hours (3 full days).

- Limit person to person contact, and when unavoidable, maintain CDC distancing guidelines.
- Avoid eating lunch in groups.
- Avoid in-person meetings if possible. If an in-person meeting is necessary, conduct it in a well-ventilated area with enough space for attendees to distance themselves from one another. Field jobsite meetings should be conducted in smaller group meetings (no more than 5 persons when possible) versus one large meeting.
- Only workers necessary to the execution of the work should be at the jobsites. No non-essential visitors should be permitted at the worksite.

RESPONSE ACTION TRIGGER EVENTS:

- an employee/worker at work has tested positive for COVID-19
- an employee/worker at work has suspected, but unconfirmed, case of COVID-19
- an employee/worker self-reported that they came in contact with someone who had a presumptive positive case of COVID-19
- an employee/worker has been exposed to the virus but only found out after they have interacted with others

RESPONSE ACTIONS:

- Upon occurrence of any of the Trigger Events above, employees/subcontractors shall notify SESI Management about the suspected employee/worker infected with, or exposed to, COVID-19.
- SESI Management will investigate the incident to confirm the report is valid.
- Employees/Subcontractors shall investigate their respective infected employee(s) and report the following to SESI Management and HR:
 - Identify all individuals who worked in proximity (six feet) of the infected employee/worker,
 - Employee(s)/Worker(s) infected with the COVID-19 virus, and employee(s)/worker(s) that came in contact with the infected employee/worker shall be sent home for a period of 14 days,
 - Do not identify the infected employee/worker by name to avoid violation of privacy/confidentiality laws, and,
 - Keep SESI Management informed of progress and updates.
- If an infected person was in the office, SESI will clean and disinfect common areas and surfaces, in accordance with CDC recommendations.
- SESI Management will notify affected employees/workers of the Trigger Event and instruct them to take the response actions above.
- SESI Management policy requires written documentation from a health care professional, that confirmed infected employees can return to work.

Except for circumstances in which SESI is legally required to report workplace occurrences of communicable disease, the confidentiality of all medical conditions will be maintained in accordance with applicable law and to the extent practical under the circumstances. When required, the number of persons who will be informed of an employee's/worker's condition will be kept at the minimum needed to appropriately notify other potentially affected employees/workers of Trigger Events and to attempt to minimize the potential for transmission of the virus.

ATTACHMENT 1
AIR MONITOR LOG

Air Monitoring: Sample Collection and Analysis

Date & Time of Monitoring	Task / Operation Being	Substance(s)/ Hazard(s) Being	Monitoring Location	Type/Method of Monitoring <small>(separate lines for</small>	Monitoring Results	Exposure Limits	Required Action

ATTACHMENT 2

OSHA POSTER

Job Safety and Health

It's the law!






EMPLOYEES:

- You have the right to notify your employer or OSHA about workplace hazards. You may ask OSHA to keep your name confidential.
- You have the right to request an OSHA inspection if you believe that there are unsafe and unhealthful conditions in your workplace. You or your representative may participate in that inspection.
- You can file a complaint with OSHA within 30 days of retaliation or discrimination by your employer for making safety and health complaints or for exercising your rights under the *OSH Act*.
- You have the right to see OSHA citations issued to your employer. Your employer must post the citations at or near the place of the alleged violations.
- Your employer must correct workplace hazards by the date indicated on the citation and must certify that these hazards have been reduced or eliminated.
- You have the right to copies of your medical records and records of your exposures to toxic and harmful substances or conditions.
- Your employer must post this notice in your workplace.
- You must comply with all occupational safety and health standards issued under the *OSH Act* that apply to your own actions and conduct on the job.

EMPLOYERS:

- You must furnish your employees a place of employment free from recognized hazards.
- You must comply with the occupational safety and health standards issued under the *OSH Act*.

This free poster available from OSHA –
The Best Resource for Safety and Health



Free assistance in identifying and correcting hazards or complying with standards is available to employers, without citation or penalty, through OSHA-supported consultation programs in each state.

1-800-321-OSHA (6742)
www.osha.gov

OSHA 3165-02 2012R



ATTACHMENT 3
FILED CHANGE REQUEST FORM

HEALTH & SAFETY PLAN CHANGE NOTICE

Pages ____ of ____

Project: _____ H&S-CN

1) HASP VERSION: _____ SECTION: _____ PAGE (s): _____

RE: --- Change to existing HASP Anticipated Revision Date: _____
--- Addition to existing HASP
--- Other: _____
_____ CONT. _____

2) PROPOSED CHANGE: _____

3) REASON FOR PROPOSED CHANGE(s):
--- Required by SPEC or Change Order --- Other: _____
--- Disposition of Deficiency _____ CONT. _____
--- Change in Regulatory or Other Requirements
--- Operational Experience

4) EXHIBITS ATTACHED ____ NO ____ YES (If YES, describe) _____
_____ CONT. _____

5) PMK APPROVALS PROJECT MANAGER: _____ Date: _____
SITE MANAGER: _____ Date: _____
H&S MANAGER: _____ Date: _____

Client Approval Required: ____ NO ____ YES (If YES, date submitted) _____

6) CLIENT APPROVAL ____ APPROVED ____ REMANDED ____ REJECTED

Comments: _____

_____ CONT. _____

Client Representative: _____ Date: _____

7) DISTRIBUTION AFTER APPROVAL

☒ HASP UPDATE LIST --- OTHER: _____
☒ CLIENT _____
☒ PROJECT FILES _____

8) PREPARED BY: _____ Date: _____
Title: _____

ATTACHMENT 4
INJURY REPORT FORM

OSHA's Form 301

Injury and Illness Incident Report

Attention: This form contains information relating to employee health and must be used in a manner that protects the confidentiality of employees to the extent possible while the information is being used for occupational safety and health purposes.

U.S. Department of Labor
Occupational Safety and Health Administration

Form approved OMB no. 1218-0176

Information about the employee

This *Injury and Illness Incident Report* is one of the first forms you must fill out when a recordable work-related injury or illness has occurred. Together with the *Log of Work-Related Injuries and Illnesses* and the accompanying *Summary*, these forms help the employer and OSHA develop a picture of the extent and severity of work-related incidents.

Within 7 calendar days after you receive information that a recordable work-related injury or illness has occurred, you must fill out this form or an equivalent. Some state workers' compensation, insurance, or other reports may be acceptable substitutes. To be considered an equivalent form, any substitute must contain all the information asked for on this form.

According to Public Law 91-596 and 29 CFR 1904, OSHA's recordkeeping rule, you must keep this form on file for 5 years following the year to which it pertains.

If you need additional copies of this form, you may photocopy and use as many as you need.

Information about the case

- 1) Full name _____
- 2) Street _____
City _____ State _____ ZIP _____
- 3) Date of birth ____/____/____
- 4) Date hired ____/____/____
- 5) ☐ Male
☐ Female

Information about the physician or other health care professional

- 6) Name of physician or other health care professional _____
- 7) If treatment was given away from the worksite, where was it given?
Facility _____
Street _____
City _____ State _____ ZIP _____
- 8) Was employee treated in an emergency room?
☐ Yes
☐ No
- 9) Was employee hospitalized overnight as an inpatient?
☐ Yes
☐ No

- 10) Case number from the *Log* _____ (Transfer the case number from the *Log* after you record the case.)

- 11) Date of injury or illness ____/____/____

- 12) Time employee began work ____ AM / PM

- 13) Time of event ____ AM / PM ☐ Check if time cannot be determined

- 14) **What was the employee doing just before the incident occurred?** Describe the activity, as well as the tools, equipment, or material the employee was using. Be specific. *Examples:* "climbing a ladder while carrying roofing materials"; "spraying chlorine from hand sprayer"; "daily computer key-entry."

- 15) **What happened?** Tell us how the injury occurred. *Examples:* "When ladder slipped on wet floor, worker fell 20 feet"; "Worker was sprayed with chlorine when gasket broke during replacement"; "Worker developed soreness in wrist over time."

- 16) **What was the injury or illness?** Tell us the part of the body that was affected and how it was affected; be more specific than "hurt," "pain," or "sore." *Examples:* "strained back"; "chemical burn, hand"; "carpal tunnel syndrome."

- 17) **What object or substance directly harmed the employee?** *Examples:* "concrete floor"; "chlorine"; "radial arm saw." *If this question does not apply to the incident, leave it blank.*

- 18) **If the employee died, when did death occur?** Date of death ____/____/____

Completed by _____

Title _____

Phone (____) _____ Date ____/____/____

Attention: This form contains information relating to employee health and must be used in a manner that protects the confidentiality of employees to the extent possible while the information is being used for occupational safety and health purposes.

Form approved OMB no. 1218-0176


City _____ State _____


Describe the case


(F)
Describe injury or illness, parts of body affected, and object/substance that directly injured or made person ill (e.g., *Second degree burns on right forearm from acetylene torch*)


CHECK ONLY ONE box for each case based on the most serious outcome for that case:


Check the "Injury" column or choose one type of illness:


Injury 

Skin disorder 

Respiratory condition 

Poisoning 

Hearing loss 

All other illnesses 

Page ____ of ____

(1)	Injury
(2)	Skin disorder
(3)	Respiratory condition
(4)	Poisoning
(5)	Hearing loss
(6)	All other illnesses

Summary of Work-Related Injuries and Illnesses

All establishments covered by Part 1904 must complete this Summary page, even if no work-related injuries or illnesses occurred during the year. Remember to review the Log to verify that the entries are complete and accurate before completing this summary.

Using the Log, count the individual entries you made for each category. Then write the totals below, making sure you've added the entire from every page of the Log. If you had no cases, write "0."

Employers, former employees, and their representatives have the right to review the OSHA Form 300 in its entirety. They also have limited access to the OSHA Form 301 or its equivalent. See 29 CFR Part 1904.35, in OSHA's recordkeeping rule, for further details on the access provisions for these forms.

Number of Cases

Total number of deaths	Total number of cases with days away from work	Total number of cases with job transfer or restriction	Total number of other recordable cases
------------------------	--	--	--

(g)	(h)	(i)	(j)
-----	-----	-----	-----

Number of Days

Total number of days away from work	Total number of days of job transfer or restriction
-------------------------------------	---

(k)	(l)
-----	-----

Injury and Illness Types

Total number of ...

(m)

- | | |
|----------------------------|-------------------------|
| (1) Injuries | (4) Poisonings |
| (2) Skin disorders | (5) Hearing loss |
| (3) Respiratory conditions | (6) All other illnesses |

Post this Summary page from February 1 to April 30 of the year following the year covered by the form.

Public reporting burden for this collection of information is estimated to average 58 minutes per response, including time to review the instructions, search and gather the data needed, and complete and review the collection of information. Persons are not required to respond to the collection of information unless it displays a currently valid OMB control number. If you have any comments about these estimates or any other aspect of this data collection, contact: US Department of Labor, OSHA Office of Statistical Analysis, Room N-3644, 200 Constitution Avenue, NW, Washington, DC 20210. Do not send the completed forms to this office.

Establishment information

Your establishment name _____

Street _____

City _____ State _____ ZIP _____

Industry description (e.g., *Manufacture of motor truck trailers*) _____

Standard Industrial Classification (SIC), if known (e.g., 3715) _____

OR

North American Industrial Classification (NAICS), if known (e.g., 336212) _____

Employment information (If you don't have these figures, see the Worksheet on the back of this page to estimate.)

Annual average number of employees _____

Total hours worked by all employees last year _____

Sign here

Knowingly falsifying this document may result in a fine.

I certify that I have examined this document and that to the best of my knowledge the entries are true, accurate, and complete.

Company executive Title _____

Date / /

ATTACHMENT 5
SIGNATORY PAGE

Attachment 4 – Site-Specific Health and Safety Orientation Signatory Page
HEALTH AND SAFETY PLAN

Title	Name	Signature
Project Manager:	Andrew Allen	
Health and Safety Manager:	Andrew Allen	

I have read the attached Health and Safety Plan (HASP) and have received site-specific information and orientation regarding the identified physical, chemical, and biological hazards anticipated at this site. My signature certifies that I understand the procedures, equipment, and restrictions applicable to this project site and agree to abide by them.

Signature	Printed Name	Company	Date

Attachment 4 – Health and Safety Orientation Signatory Page (continued)

[illegible]

SAFETY DATA SHEET

Version 5.5
Revision Date 06/13/2014
Print Date 10/19/2018

1. PRODUCT AND COMPANY IDENTIFICATION**1.1 Product identifiers**

Product name : 4,4'-DDD

Product Number : 49009
Brand : Supelco

CAS-No. : 72-54-8

1.2 Relevant identified uses of the substance or mixture and uses advised against

Identified uses : Laboratory chemicals, Manufacture of substances

1.3 Details of the supplier of the safety data sheet

Company : Sigma-Aldrich
3050 Spruce Street
SAINT LOUIS MO 63103
USA

Telephone : +1 800-325-5832
Fax : +1 800-325-5052

1.4 Emergency telephone number

Emergency Phone # : +1-703-527-3887 (CHEMTREC)

2. HAZARDS IDENTIFICATION**2.1 Classification of the substance or mixture****GHS Classification in accordance with 29 CFR 1910 (OSHA HCS)**

Acute toxicity, Oral (Category 3), H301
Acute toxicity, Dermal (Category 4), H312
Carcinogenicity (Category 2), H351
Acute aquatic toxicity (Category 1), H400
Chronic aquatic toxicity (Category 1), H410

For the full text of the H-Statements mentioned in this Section, see Section 16.

2.2 GHS Label elements, including precautionary statements

Pictogram



Signal word

Danger

Hazard statement(s)

H301 Toxic if swallowed.
H312 Harmful in contact with skin.
H351 Suspected of causing cancer.
H410 Very toxic to aquatic life with long lasting effects.

Precautionary statement(s)

P201 Obtain special instructions before use.
P202 Do not handle until all safety precautions have been read and understood.
P264 Wash skin thoroughly after handling.
P270 Do not eat, drink or smoke when using this product.

P273	Avoid release to the environment.
P280	Wear protective gloves/ protective clothing.
P301 + P310	IF SWALLOWED: Immediately call a POISON CENTER or doctor/ physician.
P302 + P352	IF ON SKIN: Wash with plenty of soap and water.
P308 + P313	IF exposed or concerned: Get medical advice/ attention.
P322	Specific measures (see supplemental first aid instructions on this label).
P330	Rinse mouth.
P363	Wash contaminated clothing before reuse.
P391	Collect spillage.
P405	Store locked up.
P501	Dispose of contents/ container to an approved waste disposal plant.

2.3 Hazards not otherwise classified (HNOC) or not covered by GHS - none

3. COMPOSITION/INFORMATION ON INGREDIENTS

3.1 Substances

Synonyms	: 1,1-Dichloro-2,2-bis(4-chlorophenyl)ethane
Formula	: C ₁₄ H ₁₀ Cl ₄
Molecular Weight	: 320.04 g/mol
CAS-No.	: 72-54-8
EC-No.	: 200-783-0

Hazardous components

Component	Classification	Concentration
2,2-bis(4-Chlorophenyl)-1,1-dichloro-ethane		
	Acute Tox. 3; Acute Tox. 4; Carc. 2; Aquatic Acute 1; Aquatic Chronic 1; H301, H312, H351, H410	-

For the full text of the H-Statements mentioned in this Section, see Section 16.

4. FIRST AID MEASURES

4.1 Description of first aid measures

General advice

Consult a physician. Show this safety data sheet to the doctor in attendance. Move out of dangerous area.

If inhaled

If breathed in, move person into fresh air. If not breathing, give artificial respiration. Consult a physician.

In case of skin contact

Wash off with soap and plenty of water. Take victim immediately to hospital. Consult a physician.

In case of eye contact

Flush eyes with water as a precaution.

If swallowed

Never give anything by mouth to an unconscious person. Rinse mouth with water. Consult a physician.

4.2 Most important symptoms and effects, both acute and delayed

The most important known symptoms and effects are described in the labelling (see section 2.2) and/or in section 11

4.3 Indication of any immediate medical attention and special treatment needed

no data available

5. FIREFIGHTING MEASURES

5.1 Extinguishing media

Suitable extinguishing media

Use water spray, alcohol-resistant foam, dry chemical or carbon dioxide.

5.2 Special hazards arising from the substance or mixture

Carbon oxides, Hydrogen chloride gas
Nature of decomposition products not known.

5.3 Advice for firefighters

Wear self contained breathing apparatus for fire fighting if necessary.

5.4 Further information

no data available

6. ACCIDENTAL RELEASE MEASURES

6.1 Personal precautions, protective equipment and emergency procedures

Wear respiratory protection. Avoid dust formation. Avoid breathing vapours, mist or gas. Ensure adequate ventilation. Evacuate personnel to safe areas. Avoid breathing dust.
For personal protection see section 8.

6.2 Environmental precautions

Prevent further leakage or spillage if safe to do so. Do not let product enter drains. Discharge into the environment must be avoided.

6.3 Methods and materials for containment and cleaning up

Pick up and arrange disposal without creating dust. Sweep up and shovel. Keep in suitable, closed containers for disposal.

6.4 Reference to other sections

For disposal see section 13.

7. HANDLING AND STORAGE

7.1 Precautions for safe handling

Avoid contact with skin and eyes. Avoid formation of dust and aerosols.
Provide appropriate exhaust ventilation at places where dust is formed. Normal measures for preventive fire protection.
For precautions see section 2.2.

7.2 Conditions for safe storage, including any incompatibilities

Keep container tightly closed in a dry and well-ventilated place.

7.3 Specific end use(s)

Apart from the uses mentioned in section 1.2 no other specific uses are stipulated

8. EXPOSURE CONTROLS/PERSONAL PROTECTION

8.1 Control parameters

Components with workplace control parameters

Contains no substances with occupational exposure limit values.

8.2 Exposure controls

Appropriate engineering controls

Avoid contact with skin, eyes and clothing. Wash hands before breaks and immediately after handling the product.

Personal protective equipment

Eye/face protection

Face shield and safety glasses Use equipment for eye protection tested and approved under appropriate government standards such as NIOSH (US) or EN 166(EU).

Skin protection

Handle with gloves. Gloves must be inspected prior to use. Use proper glove removal technique (without touching glove's outer surface) to avoid skin contact with this product. Dispose of contaminated gloves after use in accordance with applicable laws and good laboratory practices. Wash and dry hands.

Body Protection

Complete suit protecting against chemicals, The type of protective equipment must be selected according to the concentration and amount of the dangerous substance at the specific workplace.

Respiratory protection

Where risk assessment shows air-purifying respirators are appropriate use a full-face particle respirator type N100 (US) or type P3 (EN 143) respirator cartridges as a backup to engineering controls. If the respirator is the sole means of protection, use a full-face supplied air respirator. Use respirators and components tested and approved under appropriate government standards such as NIOSH (US) or CEN (EU).

Control of environmental exposure

Prevent further leakage or spillage if safe to do so. Do not let product enter drains. Discharge into the environment must be avoided.

9. PHYSICAL AND CHEMICAL PROPERTIES**9.1 Information on basic physical and chemical properties**

a) Appearance	Form: solid
b) Odour	no data available
c) Odour Threshold	no data available
d) pH	no data available
e) Melting point/freezing point	94.0 - 96.0 °C (201.2 - 204.8 °F)
f) Initial boiling point and boiling range	193.0 °C (379.4 °F) at 1.3 hPa (1.0 mmHg)
g) Flash point	no data available
h) Evaporation rate	no data available
i) Flammability (solid, gas)	no data available
j) Upper/lower flammability or explosive limits	no data available
k) Vapour pressure	< 0.00001 hPa (< 0.00001 mmHg) at 25.0 °C (77.0 °F)
l) Vapour density	no data available
m) Relative density	1.38 g/cm ³
n) Water solubility	no data available
o) Partition coefficient: n-octanol/water	log Pow: 6.02
p) Auto-ignition temperature	no data available
q) Decomposition temperature	no data available
r) Viscosity	no data available
s) Explosive properties	no data available
t) Oxidizing properties	no data available

9.2 Other safety information

no data available

10. STABILITY AND REACTIVITY**10.1 Reactivity**

no data available

10.2 Chemical stability

Stable under recommended storage conditions.

10.3 Possibility of hazardous reactions

no data available

10.4 Conditions to avoid

no data available

10.5 Incompatible materials

Strong oxidizing agents

10.6 Hazardous decomposition products

Other decomposition products - no data available

In the event of fire: see section 5

11. TOXICOLOGICAL INFORMATION

11.1 Information on toxicological effects

Acute toxicity

LD50 Oral - Hamster - > 5,000 mg/kg

TDLo Oral - Human - 428.5 mg/kg

Remarks: Endocrine:Adrenal cortex hypoplasia.

TDLo Oral - rat - 6,000 mg/kg

Remarks: Cardiac:Other changes. Gastrointestinal:Other changes. Kidney, Ureter, Bladder:Changes in both tubules and glomeruli.

TDLo Oral - rat - 14 mg/kg

Remarks: Liver:Changes in liver weight. Endocrine:Estrogenic. Musculoskeletal:Other changes.

TDLo Oral - rat - 2,100 mg/kg

Remarks: Behavioral:Altered sleep time (including change in righting reflex).

Inhalation: no data available

LD50 Dermal - rabbit - 1,200 mg/kg

Remarks: Behavioral:Excitement. Behavioral:Convulsions or effect on seizure threshold. Skin irritation

no data available

Skin corrosion/irritation

no data available

Serious eye damage/eye irritation

no data available

Respiratory or skin sensitisation

no data available

no data available

Germ cell mutagenicity

no data available

Carcinogenicity

This product is or contains a component that has been reported to be possibly carcinogenic based on its IARC, ACGIH, NTP, or EPA classification.

Limited evidence of carcinogenicity in animal studies

IARC: No component of this product present at levels greater than or equal to 0.1% is identified as probable, possible or confirmed human carcinogen by IARC.

ACGIH: No component of this product present at levels greater than or equal to 0.1% is identified as a carcinogen or potential carcinogen by ACGIH.

NTP: No component of this product present at levels greater than or equal to 0.1% is identified as a known or anticipated carcinogen by NTP.

OSHA: No component of this product present at levels greater than or equal to 0.1% is identified as a carcinogen or potential carcinogen by OSHA.

Reproductive toxicity

no data available

no data available

Specific target organ toxicity - single exposure

no data available

Specific target organ toxicity - repeated exposure

no data available

Aspiration hazard

no data available

Additional Information

RTECS: KI0700000

To the best of our knowledge, the chemical, physical, and toxicological properties have not been thoroughly investigated.

12. ECOLOGICAL INFORMATION**12.1 Toxicity**

Toxicity to fish	LC50 - other fish - 1.18 - 9 mg/l - 96.0 h
	LC50 - Lepomis macrochirus (Bluegill) - 0.04 - 0.05 mg/l - 96.0 h
	LC50 - Oncorhynchus mykiss (rainbow trout) - 0.06 - 0.09 mg/l - 96.0 h
	LC50 - Pimephales promelas (fathead minnow) - 3.47 - 5.58 mg/l - 96.0 h
Toxicity to daphnia and other aquatic invertebrates	EC50 - Daphnia pulex (Water flea) - 0.01 mg/l - 48 h

12.2 Persistence and degradability

no data available

12.3 Bioaccumulative potential

Indication of bioaccumulation.

12.4 Mobility in soil

no data available

12.5 Results of PBT and vPvB assessment

PBT/vPvB assessment not available as chemical safety assessment not required/not conducted

12.6 Other adverse effects

An environmental hazard cannot be excluded in the event of unprofessional handling or disposal.
Very toxic to aquatic life.

13. DISPOSAL CONSIDERATIONS**13.1 Waste treatment methods****Product**

Offer surplus and non-recyclable solutions to a licensed disposal company. Contact a licensed professional waste disposal service to dispose of this material. Dissolve or mix the material with a combustible solvent and burn in a chemical incinerator equipped with an afterburner and scrubber.

Contaminated packaging

Dispose of as unused product.

14. TRANSPORT INFORMATION**DOT (US)**

UN number: 2811	Class: 6.1	Packing group: III
Proper shipping name: Toxic solids, organic, n.o.s. (2,2-bis(4-Chlorophenyl)-1,1-dichloro-ethane)		
Marine pollutant: No		

Poison Inhalation Hazard: No

IMDG

UN number: 2811 Class: 6.1 Packing group: III EMS-No: F-A, S-A
Proper shipping name: TOXIC SOLID, ORGANIC, N.O.S. (2,2-bis(4-Chlorophenyl)-1,1-dichloro-ethane)
Marine pollutant: No

IATA

UN number: 2811 Class: 6.1 Packing group: III
Proper shipping name: Toxic solid, organic, n.o.s. (2,2-bis(4-Chlorophenyl)-1,1-dichloro-ethane)

15. REGULATORY INFORMATION

SARA 302 Components

SARA 302: No chemicals in this material are subject to the reporting requirements of SARA Title III, Section 302.

SARA 313 Components

SARA 313: This material does not contain any chemical components with known CAS numbers that exceed the threshold (De Minimis) reporting levels established by SARA Title III, Section 313.

SARA 311/312 Hazards

Acute Health Hazard

Massachusetts Right To Know Components

No components are subject to the Massachusetts Right to Know Act.

Pennsylvania Right To Know Components

	CAS-No.	Revision Date
2,2-bis(4-Chlorophenyl)-1,1-dichloro-ethane	72-54-8	1993-04-24

New Jersey Right To Know Components

	CAS-No.	Revision Date
2,2-bis(4-Chlorophenyl)-1,1-dichloro-ethane	72-54-8	1993-04-24

California Prop. 65 Components

This product does not contain any chemicals known to State of California to cause cancer, birth defects, or any other reproductive harm.

16. OTHER INFORMATION

Full text of H-Statements referred to under sections 2 and 3.

Acute Tox.	Acute toxicity
Aquatic Acute	Acute aquatic toxicity
Aquatic Chronic	Chronic aquatic toxicity
Carc.	Carcinogenicity
H301	Toxic if swallowed.
H312	Harmful in contact with skin.
H351	Suspected of causing cancer.
H400	Very toxic to aquatic life.
H410	Very toxic to aquatic life with long lasting effects.

HMIS Rating

Health hazard:	2
Chronic Health Hazard:	*
Flammability:	0
Physical Hazard	0

NFPA Rating

Health hazard:	2
Fire Hazard:	0
Reactivity Hazard:	0

Further information

Copyright 2014 Sigma-Aldrich Co. LLC. License granted to make unlimited paper copies for internal use only. The above information is believed to be correct but does not purport to be all inclusive and shall be used only as a guide. The information in this document is based on the present state of our knowledge and is applicable to the product with regard to appropriate safety precautions. It does not represent any guarantee of the properties of the product. Sigma-Aldrich Corporation and its Affiliates shall not be held liable for any damage resulting from handling or from contact with the above product. See www.sigma-aldrich.com and/or the reverse side of invoice or packing slip for additional terms and conditions of sale.

Preparation Information

Sigma-Aldrich Corporation
Product Safety – Americas Region
1-800-521-8956

Version: 5.5

Revision Date: 06/13/2014

Print Date: 10/19/2018

SAFETY DATA SHEET

Version 5.6
Revision Date 05/07/2018
Print Date 06/22/2019

1. PRODUCT AND COMPANY IDENTIFICATION

1.1 Product identifiers

Product name : 4,4'-DDT

Product Number : 386340
Brand : Aldrich
Index-No. : 602-045-00-7

CAS-No. : 50-29-3

1.2 Relevant identified uses of the substance or mixture and uses advised against

Identified uses : Laboratory chemicals, Synthesis of substances

1.3 Details of the supplier of the safety data sheet

Company : Sigma-Aldrich
3050 Spruce Street
SAINT LOUIS MO 63103
USA

Telephone : +1 800-325-5832
Fax : +1 800-325-5052

1.4 Emergency telephone number

Emergency Phone # : +1-703-527-3887 (CHEMTREC)

2. HAZARDS IDENTIFICATION

2.1 Classification of the substance or mixture

GHS Classification in accordance with 29 CFR 1910 (OSHA HCS)

Acute toxicity, Oral (Category 3), H301
Acute toxicity, Dermal (Category 3), H311
Carcinogenicity (Category 2), H351
Specific target organ toxicity - repeated exposure, Oral (Category 1), H372
Acute aquatic toxicity (Category 1), H400
Chronic aquatic toxicity (Category 1), H410

For the full text of the H-Statements mentioned in this Section, see Section 16.

2.2 GHS Label elements, including precautionary statements

Pictogram



Signal word

Danger

Hazard statement(s)

H301 + H311 : Toxic if swallowed or in contact with skin.
H351 : Suspected of causing cancer.
H372 : Causes damage to organs through prolonged or repeated exposure if swallowed.
H410 : Very toxic to aquatic life with long lasting effects.

Precautionary statement(s)

P201 : Obtain special instructions before use.
P202 : Do not handle until all safety precautions have been read and

	understood.
P260	Do not breathe dust/ fume/ gas/ mist/ vapours/ spray.
P264	Wash skin thoroughly after handling.
P270	Do not eat, drink or smoke when using this product.
P273	Avoid release to the environment.
P280	Wear protective gloves/ protective clothing.
P281	Use personal protective equipment as required.
P301 + P310 + P330	IF SWALLOWED: Immediately call a POISON CENTER/doctor. Rinse mouth.
P302 + P352 + P312	IF ON SKIN: Wash with plenty of soap and water. Call a POISON CENTER or doctor/ physician if you feel unwell.
P308 + P313	IF exposed or concerned: Get medical advice/ attention.
P361	Remove/Take off immediately all contaminated clothing.
P363	Wash contaminated clothing before reuse.
P391	Collect spillage.
P405	Store locked up.
P501	Dispose of contents/ container to an approved waste disposal plant.

2.3 Hazards not otherwise classified (HNOC) or not covered by GHS - none

3. COMPOSITION/INFORMATION ON INGREDIENTS

3.1 Substances

Synonyms : 1,1,1-Trichloro-2,2-bis(4-chlorophenyl)ethane
1,1-Bis(4-chlorophenyl)-2,2,2-trichloroethane

Formula : C₁₄H₉Cl₅
Molecular weight : 354.49 g/mol
CAS-No. : 50-29-3
EC-No. : 200-024-3
Index-No. : 602-045-00-7

Hazardous components

Component	Classification	Concentration
1,1,1-Trichloro-2,2-bis(4-chlorophenyl)ethane		
	Acute Tox. 3; Carc. 2; STOT RE 1; Aquatic Acute 1; Aquatic Chronic 1; H301 + H311, H351, H372, H410	90 - 100 %

For the full text of the H-Statements mentioned in this Section, see Section 16.

4. FIRST AID MEASURES

4.1 Description of first aid measures

General advice

Consult a physician. Show this safety data sheet to the doctor in attendance. Move out of dangerous area.

If inhaled

If breathed in, move person into fresh air. If not breathing, give artificial respiration. Consult a physician.

In case of skin contact

Wash off with soap and plenty of water. Take victim immediately to hospital. Consult a physician.

In case of eye contact

Flush eyes with water as a precaution.

If swallowed

Never give anything by mouth to an unconscious person. Rinse mouth with water. Consult a physician.

4.2 Most important symptoms and effects, both acute and delayed

The most important known symptoms and effects are described in the labelling (see section 2.2) and/or in section 11

- 4.3 Indication of any immediate medical attention and special treatment needed**
No data available

5. FIREFIGHTING MEASURES

- 5.1 Extinguishing media**
Suitable extinguishing media
Use water spray, alcohol-resistant foam, dry chemical or carbon dioxide.
- 5.2 Special hazards arising from the substance or mixture**
No data available
- 5.3 Advice for firefighters**
Wear self-contained breathing apparatus for firefighting if necessary.
- 5.4 Further information**
No data available

6. ACCIDENTAL RELEASE MEASURES

- 6.1 Personal precautions, protective equipment and emergency procedures**
Wear respiratory protection. Avoid dust formation. Avoid breathing vapours, mist or gas. Ensure adequate ventilation. Evacuate personnel to safe areas. Avoid breathing dust.
For personal protection see section 8.
- 6.2 Environmental precautions**
Prevent further leakage or spillage if safe to do so. Do not let product enter drains. Discharge into the environment must be avoided.
- 6.3 Methods and materials for containment and cleaning up**
Pick up and arrange disposal without creating dust. Sweep up and shovel. Keep in suitable, closed containers for disposal.
- 6.4 Reference to other sections**
For disposal see section 13.

7. HANDLING AND STORAGE

- 7.1 Precautions for safe handling**
Avoid contact with skin and eyes. Avoid formation of dust and aerosols. Further processing of solid materials may result in the formation of combustible dusts. The potential for combustible dust formation should be taken into consideration before additional processing occurs.
Provide appropriate exhaust ventilation at places where dust is formed.
For precautions see section 2.2.
- 7.2 Conditions for safe storage, including any incompatibilities**
Keep container tightly closed in a dry and well-ventilated place.
Storage class (TRGS 510): 6.1D: Non-combustible, acute toxic Cat.3 / toxic hazardous materials or hazardous materials causing chronic effects
- 7.3 Specific end use(s)**
Apart from the uses mentioned in section 1.2 no other specific uses are stipulated

8. EXPOSURE CONTROLS/PERSONAL PROTECTION

8.1 Control parameters

Components with workplace control parameters

Component	CAS-No.	Value	Control parameters	Basis
1,1,1-Trichloro-2,2-bis(4-chlorophenyl)ethane	50-29-3	TWA	1 mg/m ³	USA. ACGIH Threshold Limit Values (TLV)
	Remarks	Liver damage Confirmed animal carcinogen with unknown relevance to humans		

		TWA	0.5 mg/m3	USA. NIOSH Recommended Exposure Limits
		Potential Occupational Carcinogen See Appendix A		
		TWA	1 mg/m3	USA. Occupational Exposure Limits (OSHA) - Table Z-1 Limits for Air Contaminants
		Skin designation		
		PEL	1 mg/m3	California permissible exposure limits for chemical contaminants (Title 8, Article 107)
		Skin		

8.2 Exposure controls

Appropriate engineering controls

Avoid contact with skin, eyes and clothing. Wash hands before breaks and immediately after handling the product.

Personal protective equipment

Eye/face protection

Face shield and safety glasses Use equipment for eye protection tested and approved under appropriate government standards such as NIOSH (US) or EN 166(EU).

Skin protection

Handle with gloves. Gloves must be inspected prior to use. Use proper glove removal technique (without touching glove's outer surface) to avoid skin contact with this product. Dispose of contaminated gloves after use in accordance with applicable laws and good laboratory practices. Wash and dry hands.

Full contact

Material: Nitrile rubber

Minimum layer thickness: 0.11 mm

Break through time: 480 min

Material tested:Dermatril® (KCL 740 / Aldrich Z677272, Size M)

Splash contact

Material: Nitrile rubber

Minimum layer thickness: 0.11 mm

Break through time: 480 min

Material tested:Dermatril® (KCL 740 / Aldrich Z677272, Size M)

data source: KCL GmbH, D-36124 Eichenzell, phone +49 (0)6659 87300, e-mail sales@kcl.de, test method: EN374

If used in solution, or mixed with other substances, and under conditions which differ from EN 374, contact the supplier of the CE approved gloves. This recommendation is advisory only and must be evaluated by an industrial hygienist and safety officer familiar with the specific situation of anticipated use by our customers. It should not be construed as offering an approval for any specific use scenario.

Body Protection

Complete suit protecting against chemicals, The type of protective equipment must be selected according to the concentration and amount of the dangerous substance at the specific workplace.

Respiratory protection

Where risk assessment shows air-purifying respirators are appropriate use a full-face particle respirator type N100 (US) or type P3 (EN 143) respirator cartridges as a backup to engineering controls. If the respirator is the sole means of protection, use a full-face supplied air respirator. Use respirators and components tested and approved under appropriate government standards such as NIOSH (US) or CEN (EU).

Control of environmental exposure

Prevent further leakage or spillage if safe to do so. Do not let product enter drains. Discharge into the environment must be avoided.

9. PHYSICAL AND CHEMICAL PROPERTIES

9.1 Information on basic physical and chemical properties

- a) Appearance Form: solid

b) Odour	No data available
c) Odour Threshold	No data available
d) pH	No data available
e) Melting point/freezing point	Melting point/range: 107 - 110 °C (225 - 230 °F) - lit.
f) Initial boiling point and boiling range	260.0 °C (500.0 °F)
g) Flash point	72.0 - 77.0 °C (161.6 - 170.6 °F)
h) Evaporation rate	No data available
i) Flammability (solid, gas)	No data available
j) Upper/lower flammability or explosive limits	No data available
k) Vapour pressure	0.0000021 hPa (0.0000016 mmHg) at 20.0 °C (68.0 °F)
l) Vapour density	No data available
m) Relative density	0.99 g/cm ³
n) Water solubility	No data available
o) Partition coefficient: n-octanol/water	log Pow: 6.91
p) Auto-ignition temperature	No data available
q) Decomposition temperature	No data available
r) Viscosity	No data available
s) Explosive properties	No data available
t) Oxidizing properties	No data available

9.2 Other safety information

No data available

10. STABILITY AND REACTIVITY

10.1 Reactivity

No data available

10.2 Chemical stability

Stable under recommended storage conditions.

10.3 Possibility of hazardous reactions

No data available

10.4 Conditions to avoid

No data available

10.5 Incompatible materials

Oxidizing agents, Iron and iron salts.

10.6 Hazardous decomposition products

Hazardous decomposition products formed under fire conditions. - Carbon oxides, Hydrogen chloride gas

Other decomposition products - No data available

In the event of fire: see section 5

11. TOXICOLOGICAL INFORMATION

11.1 Information on toxicological effects

Acute toxicity

LD50 Oral - Rat - 87.0 mg/kg

Inhalation: No data available

LD50 Dermal - Rabbit - 300.0 mg/kg

Remarks: Behavioral:Tremor. Behavioral:Muscle weakness. Behavioral:Ataxia.

No data available

Skin corrosion/irritation

No data available

Serious eye damage/eye irritation

No data available

Respiratory or skin sensitisation

No data available

Germ cell mutagenicity

No data available

Carcinogenicity

Limited evidence of carcinogenicity in animal studies

IARC: 2A - Group 2A: Probably carcinogenic to humans (1,1,1-Trichloro-2,2-bis(4-chlorophenyl)ethane)

IARC: 2A - Group 2A: Probably carcinogenic to humans (1,1,1-Trichloro-2,2-bis(4-chlorophenyl)ethane)

NTP: RAHC - Reasonably anticipated to be a human carcinogen (1,1,1-Trichloro-2,2-bis(4-chlorophenyl)ethane)

NTP: RAHC - Reasonably anticipated to be a human carcinogen (1,1,1-Trichloro-2,2-bis(4-chlorophenyl)ethane)

OSHA: No component of this product present at levels greater than or equal to 0.1% is on OSHA's list of regulated carcinogens.

No component of this product present at levels greater than or equal to 0.1% is on OSHA's list of regulated carcinogens.

Reproductive toxicity

No data available

No data available

Specific target organ toxicity - single exposure

No data available

Specific target organ toxicity - repeated exposure

Ingestion - Causes damage to organs through prolonged or repeated exposure.

Aspiration hazard

No data available

Additional Information

RTECS: KJ3325000

CNS stimulation.

Pancreas. -

12. ECOLOGICAL INFORMATION

12.1 Toxicity

Toxicity to fish	LC50 - Pimephales promelas (fathead minnow) - 0.01 mg/l - 96.0 h LC50 - Lepomis macrochirus (Bluegill) - 0.01 mg/l - 96.0 h LC50 - Oncorhynchus mykiss (rainbow trout) - 0.003400 mg/l - 96.0 h LOEC - Oncorhynchus mykiss (rainbow trout) - 150 mg/l - 3.0 d NOEC - Oncorhynchus mykiss (rainbow trout) - 113 mg/l - 3.0 d
Toxicity to daphnia and other aquatic invertebrates	Immobilization EC50 - Daphnia magna (Water flea) - 0.00108 mg/l - 48 h
Toxicity to algae	LC100 - Scenedesmus quadricauda (Green algae) - > 20 mg/l - 7 d

12.2 Persistence and degradability

12.3 Bioaccumulative potential

Bioaccumulation	Oncorhynchus mykiss (rainbow trout) - 20 d - 0.001 mg/l
	Bioconcentration factor (BCF): 46,670

12.4 Mobility in soil

No data available

12.5 Results of PBT and vPvB assessment

PBT/vPvB assessment not available as chemical safety assessment not required/not conducted

12.6 Other adverse effects

An environmental hazard cannot be excluded in the event of unprofessional handling or disposal.
Very toxic to aquatic life with long lasting effects.

13. DISPOSAL CONSIDERATIONS

13.1 Waste treatment methods

Product

Offer surplus and non-recyclable solutions to a licensed disposal company. Contact a licensed professional waste disposal service to dispose of this material. Dissolve or mix the material with a combustible solvent and burn in a chemical incinerator equipped with an afterburner and scrubber.

Contaminated packaging

Dispose of as unused product.

14. TRANSPORT INFORMATION

DOT (US)

UN number: 2811 Class: 6.1 Packing group: III
Proper shipping name: Toxic solids, organic, n.o.s. (1,1,1-Trichloro-2,2-bis(4-chlorophenyl)ethane)
Reportable Quantity (RQ): 1 lbsMarine pollutant:yes
Poison Inhalation Hazard: No

IMDG

UN number: 2811 Class: 6.1 Packing group: III EMS-No: F-A, S-A
Proper shipping name: TOXIC SOLID, ORGANIC, N.O.S. (1,1,1-Trichloro-2,2-bis(4-chlorophenyl)ethane)
Marine pollutant:yes

IATA

UN number: 2811 Class: 6.1 Packing group: III
Proper shipping name: Toxic solid, organic, n.o.s. (1,1,1-Trichloro-2,2-bis(4-chlorophenyl)ethane)

15. REGULATORY INFORMATION

SARA 302 Components

No chemicals in this material are subject to the reporting requirements of SARA Title III, Section 302.

SARA 313 Components

This material does not contain any chemical components with known CAS numbers that exceed the threshold (De Minimis) reporting levels established by SARA Title III, Section 313.

SARA 311/312 Hazards

Acute Health Hazard, Chronic Health Hazard

Massachusetts Right To Know Components

	CAS-No.	Revision Date
1,1,1-Trichloro-2,2-bis(4-chlorophenyl)ethane	50-29-3	1993-02-16

	CAS-No.	Revision Date
1,1,1-Trichloro-2,2-bis(4-chlorophenyl)ethane	50-29-3	1993-02-16

Pennsylvania Right To Know Components

	CAS-No.	Revision Date
1,1,1-Trichloro-2,2-bis(4-chlorophenyl)ethane	50-29-3	1993-02-16

	CAS-No.	Revision Date
1,1,1-Trichloro-2,2-bis(4-chlorophenyl)ethane	50-29-3	1993-02-16

	CAS-No.	Revision Date
1,1,1-Trichloro-2,2-bis(4-chlorophenyl)ethane	50-29-3	1993-02-16

New Jersey Right To Know Components

	CAS-No.	Revision Date
1,1,1-Trichloro-2,2-bis(4-chlorophenyl)ethane	50-29-3	1993-02-16

	CAS-No.	Revision Date
1,1,1-Trichloro-2,2-bis(4-chlorophenyl)ethane	50-29-3	1993-02-16

California Prop. 65 Components

WARNING! This product contains a chemical known to the State of California to cause cancer.

	CAS-No.	Revision Date
1,1,1-Trichloro-2,2-bis(4-chlorophenyl)ethane	50-29-3	2008-06-17

WARNING: This product contains a chemical known to the State of California to cause birth defects or other reproductive harm.

	CAS-No.	Revision Date
1,1,1-Trichloro-2,2-bis(4-chlorophenyl)ethane	50-29-3	2008-06-17

WARNING! This product contains a chemical known to the State of California to cause cancer.

	CAS-No.	Revision Date
1,1,1-Trichloro-2,2-bis(4-chlorophenyl)ethane	50-29-3	2008-06-17

WARNING: This product contains a chemical known to the State of California to cause birth defects or other reproductive harm.

	CAS-No.	Revision Date
1,1,1-Trichloro-2,2-bis(4-chlorophenyl)ethane	50-29-3	2008-06-17

16. OTHER INFORMATION

Full text of H-Statements referred to under sections 2 and 3.

Acute Tox.	Acute toxicity
Aquatic Acute	Acute aquatic toxicity
Aquatic Chronic	Chronic aquatic toxicity
Carc.	Carcinogenicity
H301	Toxic if swallowed.
H301 + H311	Toxic if swallowed or in contact with skin.
H311	Toxic in contact with skin.
H351	Suspected of causing cancer.
H372	Causes damage to organs through prolonged or repeated exposure if swallowed.

HMIS Rating

Health hazard:	2
Chronic Health Hazard:	*
Flammability:	0
Physical Hazard	0

NFPA Rating

Health hazard:	2
Fire Hazard:	2
Reactivity Hazard:	0

Further information

Copyright 2016 Sigma-Aldrich Co. LLC. License granted to make unlimited paper copies for internal use only. The above information is believed to be correct but does not purport to be all inclusive and shall be used only as a guide. The information in this document is based on the present state of our knowledge and is applicable to the product with regard to appropriate safety precautions. It does not represent any guarantee of the properties of the product. Sigma-Aldrich Corporation and its Affiliates shall not be held liable for any damage resulting from handling or from contact with the above product. See www.sigma-aldrich.com and/or the reverse side of invoice or packing slip for additional terms and conditions of sale.

Preparation Information

Sigma-Aldrich Corporation
Product Safety – Americas Region
1-800-521-8956

Version: 5.6

Revision Date: 05/07/2018

Print Date: 06/22/2019

SAFETY DATA SHEET

Version 4.11
Revision Date 02/02/2018
Print Date 11/10/2018

1. PRODUCT AND COMPANY IDENTIFICATION

1.1 Product identifiers

Product name : 1,2,4-Trimethylbenzene

Product Number : T73601

Brand : Aldrich

Index-No. : 601-043-00-3

CAS-No. : 95-63-6

1.2 Relevant identified uses of the substance or mixture and uses advised against

Identified uses : Laboratory chemicals, Synthesis of substances

1.3 Details of the supplier of the safety data sheet

Company : Sigma-Aldrich
3050 Spruce Street
SAINT LOUIS MO 63103
USA

Telephone : +1 800-325-5832

Fax : +1 800-325-5052

1.4 Emergency telephone number

Emergency Phone # : +1-703-527-3887 (CHEMTREC)

2. HAZARDS IDENTIFICATION

2.1 Classification of the substance or mixture

GHS Classification in accordance with 29 CFR 1910 (OSHA HCS)

Flammable liquids (Category 3), H226

Acute toxicity, Inhalation (Category 4), H332

Skin irritation (Category 2), H315

Eye irritation (Category 2A), H319

Specific target organ toxicity - single exposure (Category 3), Respiratory system, H335

Aspiration hazard (Category 1), H304

Acute aquatic toxicity (Category 2), H401

Chronic aquatic toxicity (Category 2), H411

For the full text of the H-Statements mentioned in this Section, see Section 16.

2.2 GHS Label elements, including precautionary statements

Pictogram



Signal word

Danger

Hazard statement(s)

H226	Flammable liquid and vapour.
H304	May be fatal if swallowed and enters airways.
H315	Causes skin irritation.
H319	Causes serious eye irritation.
H332	Harmful if inhaled.
H335	May cause respiratory irritation.
H411	Toxic to aquatic life with long lasting effects.

Precautionary statement(s)	
P210	Keep away from heat/sparks/open flames/hot surfaces. No smoking.
P233	Keep container tightly closed.
P240	Ground/bond container and receiving equipment.
P241	Use explosion-proof electrical/ ventilating/ lighting equipment.
P242	Use only non-sparking tools.
P243	Take precautionary measures against static discharge.
P261	Avoid breathing dust/ fume/ gas/ mist/ vapours/ spray.
P264	Wash skin thoroughly after handling.
P271	Use only outdoors or in a well-ventilated area.
P273	Avoid release to the environment.
P280	Wear protective gloves/ eye protection/ face protection.
P301 + P310	IF SWALLOWED: Immediately call a POISON CENTER/doctor.
P303 + P361 + P353	IF ON SKIN (or hair): Remove/ Take off immediately all contaminated clothing. Rinse skin with water/ shower.
P304 + P340 + P312	IF INHALED: Remove victim to fresh air and keep at rest in a position comfortable for breathing. Call a POISON CENTER or doctor/ physician if you feel unwell.
P305 + P351 + P338	IF IN EYES: Rinse cautiously with water for several minutes. Remove contact lenses, if present and easy to do. Continue rinsing.
P331	Do NOT induce vomiting.
P332 + P313	If skin irritation occurs: Get medical advice/ attention.
P337 + P313	If eye irritation persists: Get medical advice/ attention.
P362	Take off contaminated clothing and wash before reuse.
P370 + P378	In case of fire: Use dry sand, dry chemical or alcohol-resistant foam for extinction.
P391	Collect spillage.
P403 + P233	Store in a well-ventilated place. Keep container tightly closed.
P403 + P235	Store in a well-ventilated place. Keep cool.
P405	Store locked up.
P501	Dispose of contents/ container to an approved waste disposal plant.

2.3 Hazards not otherwise classified (HNOC) or not covered by GHS - none

3. COMPOSITION/INFORMATION ON INGREDIENTS

3.1 Substances

Formula	: C ₉ H ₁₂
Molecular weight	: 120.19 g/mol
CAS-No.	: 95-63-6
EC-No.	: 202-436-9
Index-No.	: 601-043-00-3

Hazardous components

Component	Classification	Concentration
1,2,4-Trimethylbenzene		
	Flam. Liq. 3; Acute Tox. 4; Skin Irrit. 2; Eye Irrit. 2A; STOT SE 3; Asp. Tox. 1; Aquatic Acute 2; Aquatic Chronic 2; H226, H304, H315, H319, H332, H335, H411	90 - 100 %

For the full text of the H-Statements mentioned in this Section, see Section 16.

4. FIRST AID MEASURES

4.1 Description of first aid measures

General advice

Consult a physician. Show this safety data sheet to the doctor in attendance. Move out of dangerous area.

If inhaled

If breathed in, move person into fresh air. If not breathing, give artificial respiration. Consult a physician.

In case of skin contact

Wash off with soap and plenty of water. Consult a physician.

In case of eye contact

Rinse thoroughly with plenty of water for at least 15 minutes and consult a physician.

If swallowed

Do NOT induce vomiting. Never give anything by mouth to an unconscious person. Rinse mouth with water. Consult a physician.

4.2 Most important symptoms and effects, both acute and delayed

The most important known symptoms and effects are described in the labelling (see section 2.2) and/or in section 11

4.3 Indication of any immediate medical attention and special treatment needed

No data available

5. FIREFIGHTING MEASURES

5.1 Extinguishing media

Suitable extinguishing media

Use water spray, alcohol-resistant foam, dry chemical or carbon dioxide.

5.2 Special hazards arising from the substance or mixture

No data available

5.3 Advice for firefighters

Wear self-contained breathing apparatus for firefighting if necessary.

5.4 Further information

Use water spray to cool unopened containers.

6. ACCIDENTAL RELEASE MEASURES

6.1 Personal precautions, protective equipment and emergency procedures

Use personal protective equipment. Avoid breathing vapours, mist or gas. Ensure adequate ventilation. Remove all sources of ignition. Evacuate personnel to safe areas. Beware of vapours accumulating to form explosive concentrations. Vapours can accumulate in low areas.

For personal protection see section 8.

6.2 Environmental precautions

Prevent further leakage or spillage if safe to do so. Do not let product enter drains. Discharge into the environment must be avoided.

6.3 Methods and materials for containment and cleaning up

Contain spillage, and then collect with an electrically protected vacuum cleaner or by wet-brushing and place in container for disposal according to local regulations (see section 13).

6.4 Reference to other sections

For disposal see section 13.

7. HANDLING AND STORAGE

7.1 Precautions for safe handling

Avoid contact with skin and eyes. Avoid inhalation of vapour or mist.

Keep away from sources of ignition - No smoking. Take measures to prevent the build up of electrostatic charge.

For precautions see section 2.2.

7.2 Conditions for safe storage, including any incompatibilities

Keep container tightly closed in a dry and well-ventilated place. Containers which are opened must be carefully resealed and kept upright to prevent leakage.

Storage class (TRGS 510): 3: Flammable liquids

7.3 Specific end use(s)

Apart from the uses mentioned in section 1.2 no other specific uses are stipulated

8. EXPOSURE CONTROLS/PERSONAL PROTECTION

8.1 Control parameters

Components with workplace control parameters

Component	CAS-No.	Value	Control parameters	Basis
1,2,4-Trimethylbenzene	95-63-6	TWA	25.000000 ppm 125.000000 mg/m3	USA. NIOSH Recommended Exposure Limits
	Remarks	hemimellitene is a mixture of the 1,2,3-isomer with up to 10% of related aromatics such as the 1,2,4-isomer.		
		TWA	25 ppm	USA. ACGIH Threshold Limit Values (TLV)
		Central Nervous System impairment Hematologic effects Asthma		

8.2 Exposure controls

Appropriate engineering controls

Handle in accordance with good industrial hygiene and safety practice. Wash hands before breaks and at the end of workday.

Personal protective equipment

Eye/face protection

Face shield and safety glasses Use equipment for eye protection tested and approved under appropriate government standards such as NIOSH (US) or EN 166(EU).

Skin protection

Handle with gloves. Gloves must be inspected prior to use. Use proper glove removal technique (without touching glove's outer surface) to avoid skin contact with this product. Dispose of contaminated gloves after use in accordance with applicable laws and good laboratory practices. Wash and dry hands.

Full contact

Material: Fluorinated rubber

Minimum layer thickness: 0.7 mm

Break through time: 480 min

Material tested: Vitoject® (KCL 890 / Aldrich Z677698, Size M)

Splash contact

Material: Nitrile rubber

Minimum layer thickness: 0.4 mm

Break through time: 30 min

Material tested: Camatril® (KCL 730 / Aldrich Z677442, Size M)

data source: KCL GmbH, D-36124 Eichenzell, phone +49 (0)6659 87300, e-mail sales@kcl.de, test method: EN374

If used in solution, or mixed with other substances, and under conditions which differ from EN 374, contact the supplier of the CE approved gloves. This recommendation is advisory only and must be evaluated by an industrial hygienist and safety officer familiar with the specific situation of anticipated use by our customers. It should not be construed as offering an approval for any specific use scenario.

Body Protection

Complete suit protecting against chemicals, Flame retardant antistatic protective clothing., The type of protective equipment must be selected according to the concentration and amount of the dangerous substance at the specific workplace.

Respiratory protection

Where risk assessment shows air-purifying respirators are appropriate use a full-face respirator with multi-purpose combination (US) or type ABEK (EN 14387) respirator cartridges as a backup to engineering controls. If the respirator is the sole means of protection, use a full-face supplied air respirator. Use respirators and components tested and approved under appropriate government standards such as NIOSH (US) or CEN (EU).

Control of environmental exposure

Prevent further leakage or spillage if safe to do so. Do not let product enter drains. Discharge into the environment must be avoided.

9. PHYSICAL AND CHEMICAL PROPERTIES**9.1 Information on basic physical and chemical properties**

a) Appearance	Form: liquid, clear Colour: colourless
b) Odour	No data available
c) Odour Threshold	No data available
d) pH	No data available
e) Melting point/freezing point	-43.69 °C (-46.64 °F)
f) Initial boiling point and boiling range	168.0 - 169.0 °C (334.4 - 336.2 °F)
g) Flash point	48.0 °C (118.4 °F) - closed cup
h) Evaporation rate	No data available
i) Flammability (solid, gas)	No data available
j) Upper/lower flammability or explosive limits	Upper explosion limit: 6.4 %(V) Lower explosion limit: 0.9 %(V)
k) Vapour pressure	2.3 hPa (1.7 mmHg) at 20.0 °C (68.0 °F)
l) Vapour density	No data available
m) Relative density	0.88 g/cm ³
n) Water solubility	0.057 g/l at 25 °C (77 °F) - slightly soluble
o) Partition coefficient: n-octanol/water	No data available
p) Auto-ignition temperature	515.0 °C (959.0 °F)
q) Decomposition temperature	No data available
r) Viscosity	No data available
s) Explosive properties	No data available
t) Oxidizing properties	No data available

9.2 Other safety information

No data available

10. STABILITY AND REACTIVITY**10.1 Reactivity**

No data available

10.2 Chemical stability

Stable under recommended storage conditions.

10.3 Possibility of hazardous reactions

No data available

10.4 Conditions to avoid

Heat, flames and sparks.

10.5 Incompatible materials

Strong oxidizing agents

10.6 Hazardous decomposition products

Hazardous decomposition products formed under fire conditions. - Carbon oxides

Other decomposition products - No data available

In the event of fire: see section 5

11. TOXICOLOGICAL INFORMATION

11.1 Information on toxicological effects

Acute toxicity

LD50 Oral - Rat - male - 6,000 mg/kg

Inhalation: No data available

Dermal: No data available

No data available

Skin corrosion/irritation

No data available

Serious eye damage/eye irritation

No data available

Respiratory or skin sensitisation

No data available

Germ cell mutagenicity

in vitro assay

S. typhimurium

Result: negative

Mutagenicity (micronucleus test)

Rat - male and female - Bone marrow

Result: negative

Carcinogenicity

IARC: No component of this product present at levels greater than or equal to 0.1% is identified as probable, possible or confirmed human carcinogen by IARC.

NTP: No component of this product present at levels greater than or equal to 0.1% is identified as a known or anticipated carcinogen by NTP.

OSHA: No component of this product present at levels greater than or equal to 0.1% is on OSHA's list of regulated carcinogens.

Reproductive toxicity

No data available

No data available

Specific target organ toxicity - single exposure

No data available

Specific target organ toxicity - repeated exposure

No data available

Aspiration hazard

No data available

Additional Information

RTECS: DC3325000

prolonged or repeated exposure can cause: narcosis, Bronchitis., Symptoms and signs include headache, dizziness, fatigue, muscular weakness, drowsiness and in extreme cases, loss of consciousness., To the best of our knowledge, the chemical, physical, and toxicological properties have not been thoroughly investigated.

12. ECOLOGICAL INFORMATION

12.1 Toxicity

Toxicity to fish flow-through test LC50 - Pimephales promelas (fathead minnow) - 7.72 mg/l - 96.0 h

Toxicity to daphnia and other aquatic invertebrates static test EC50 - Daphnia magna (Water flea) - 3.6 mg/l - 48 h (OECD Test Guideline 202)

12.2 Persistence and degradability

No data available

12.3 Bioaccumulative potential

No data available

12.4 Mobility in soil

No data available

12.5 Results of PBT and vPvB assessment

PBT/vPvB assessment not available as chemical safety assessment not required/not conducted

12.6 Other adverse effects

An environmental hazard cannot be excluded in the event of unprofessional handling or disposal.
Toxic to aquatic life with long lasting effects.

13. DISPOSAL CONSIDERATIONS

13.1 Waste treatment methods

Product

Burn in a chemical incinerator equipped with an afterburner and scrubber but exert extra care in igniting as this material is highly flammable. Offer surplus and non-recyclable solutions to a licensed disposal company. Contact a licensed professional waste disposal service to dispose of this material.

Contaminated packaging

Dispose of as unused product.

14. TRANSPORT INFORMATION

DOT (US)

UN number: 3295 Class: 3 Packing group: III
Proper shipping name: Hydrocarbons, liquid, n.o.s.
Reportable Quantity (RQ):
Poison Inhalation Hazard: No

IMDG

UN number: 3295 Class: 3 Packing group: III EMS-No: F-E, S-D
Proper shipping name: HYDROCARBONS, LIQUID, N.O.S.

IATA

UN number: 3295 Class: 3 Packing group: III
Proper shipping name: Hydrocarbons, liquid, n.o.s.

15. REGULATORY INFORMATION

SARA 302 Components

No chemicals in this material are subject to the reporting requirements of SARA Title III, Section 302.

SARA 313 Components

The following components are subject to reporting levels established by SARA Title III, Section 313:

	CAS-No.	Revision Date
1,2,4-Trimethylbenzene	95-63-6	2007-07-01

SARA 311/312 Hazards

Fire Hazard, Acute Health Hazard

Massachusetts Right To Know Components

	CAS-No.	Revision Date
1,2,4-Trimethylbenzene	95-63-6	2007-07-01

	CAS-No.	Revision Date
1,2,4-Trimethylbenzene	95-63-6	2007-07-01

Pennsylvania Right To Know Components

	CAS-No.	Revision Date
1,2,4-Trimethylbenzene	95-63-6	2007-07-01

	CAS-No.	Revision Date
1,2,4-Trimethylbenzene	95-63-6	2007-07-01

	CAS-No.	Revision Date
1,2,4-Trimethylbenzene	95-63-6	2007-07-01

New Jersey Right To Know Components

	CAS-No.	Revision Date
1,2,4-Trimethylbenzene	95-63-6	2007-07-01

	CAS-No.	Revision Date
1,2,4-Trimethylbenzene	95-63-6	2007-07-01

California Prop. 65 Components

This product does not contain any chemicals known to State of California to cause cancer, birth defects, or any other reproductive harm.

16. OTHER INFORMATION**Full text of H-Statements referred to under sections 2 and 3.**

Acute Tox.	Acute toxicity
Aquatic Acute	Acute aquatic toxicity
Aquatic Chronic	Chronic aquatic toxicity
Asp. Tox.	Aspiration hazard
Eye Irrit.	Eye irritation
Flam. Liq.	Flammable liquids
H226	Flammable liquid and vapour.
H304	May be fatal if swallowed and enters airways.
H315	Causes skin irritation.
H319	Causes serious eye irritation.
H332	Harmful if inhaled.
H335	May cause respiratory irritation.
H401	Toxic to aquatic life.

HMIS Rating

Health hazard:	2
Chronic Health Hazard:	*
Flammability:	2
Physical Hazard	0

NFPA Rating

Health hazard:	2
Fire Hazard:	2
Reactivity Hazard:	0

Further information

Copyright 2016 Sigma-Aldrich Co. LLC. License granted to make unlimited paper copies for internal use only. The above information is believed to be correct but does not purport to be all inclusive and shall be used only as a guide. The information in this document is based on the present state of our knowledge and is applicable to the product with regard to appropriate safety precautions. It does not represent any guarantee of the properties of the product. Sigma-Aldrich Corporation and its Affiliates shall not be held liable for any damage resulting from handling or from contact with the above product. See www.sigma-aldrich.com and/or the reverse side of invoice or packing slip for additional terms and conditions of sale.

Preparation Information

Sigma-Aldrich Corporation
Product Safety – Americas Region
1-800-521-8956

Version: 4.11

Revision Date: 02/02/2018

Print Date: 11/10/2018

SAFETY DATA SHEET

Version 3.4
Revision Date 06/26/2014
Print Date 11/09/2018

1. PRODUCT AND COMPANY IDENTIFICATION

1.1 Product identifiers

Product name : 1,3,5-Trimethoxybenzene

Product Number : 138827

Brand : Aldrich

CAS-No. : 621-23-8

1.2 Relevant identified uses of the substance or mixture and uses advised against

Identified uses : Laboratory chemicals, Manufacture of substances

1.3 Details of the supplier of the safety data sheet

Company : Sigma-Aldrich
3050 Spruce Street
SAINT LOUIS MO 63103
USA

Telephone : +1 800-325-5832

Fax : +1 800-325-5052

1.4 Emergency telephone number

Emergency Phone # : +1-703-527-3887 (CHEMTREC)

2. HAZARDS IDENTIFICATION

2.1 Classification of the substance or mixture

GHS Classification in accordance with 29 CFR 1910 (OSHA HCS)

Acute toxicity, Oral (Category 4), H302

For the full text of the H-Statements mentioned in this Section, see Section 16.

2.2 GHS Label elements, including precautionary statements

Pictogram



Signal word : Warning

Hazard statement(s)

H302 : Harmful if swallowed.

Precautionary statement(s)

P264 : Wash skin thoroughly after handling.

P270 : Do not eat, drink or smoke when using this product.

P301 + P312 : IF SWALLOWED: Call a POISON CENTER or doctor/ physician if you feel unwell.

P330 : Rinse mouth.

P501 : Dispose of contents/ container to an approved waste disposal plant.

2.3 Hazards not otherwise classified (HNOC) or not covered by GHS - none

3. COMPOSITION/INFORMATION ON INGREDIENTS

3.1 Substances

Synonyms : Phloroglucinol trimethyl ether

Formula : C₉H₁₂O₃
Molecular Weight : 168.19 g/mol
CAS-No. : 621-23-8
EC-No. : 210-673-4

Hazardous components

Component	Classification	Concentration
O,O,O-1,3,5-Trimethylresorcinol		
	Acute Tox. 4; H302	-

For the full text of the H-Statements mentioned in this Section, see Section 16.

4. FIRST AID MEASURES

4.1 Description of first aid measures

General advice

Consult a physician. Show this safety data sheet to the doctor in attendance. Move out of dangerous area.

If inhaled

If breathed in, move person into fresh air. If not breathing, give artificial respiration. Consult a physician.

In case of skin contact

Wash off with soap and plenty of water. Consult a physician.

In case of eye contact

Rinse thoroughly with plenty of water for at least 15 minutes and consult a physician.

If swallowed

Never give anything by mouth to an unconscious person. Rinse mouth with water. Consult a physician.

4.2 Most important symptoms and effects, both acute and delayed

The most important known symptoms and effects are described in the labelling (see section 2.2) and/or in section 11

4.3 Indication of any immediate medical attention and special treatment needed

no data available

5. FIREFIGHTING MEASURES

5.1 Extinguishing media

Suitable extinguishing media

Use water spray, alcohol-resistant foam, dry chemical or carbon dioxide.

5.2 Special hazards arising from the substance or mixture

Carbon oxides

5.3 Advice for firefighters

Wear self contained breathing apparatus for fire fighting if necessary.

5.4 Further information

no data available

6. ACCIDENTAL RELEASE MEASURES

6.1 Personal precautions, protective equipment and emergency procedures

Use personal protective equipment. Avoid dust formation. Avoid breathing vapours, mist or gas. Ensure adequate ventilation. Avoid breathing dust.

For personal protection see section 8.

6.2 Environmental precautions

Do not let product enter drains.

6.3 Methods and materials for containment and cleaning up

Pick up and arrange disposal without creating dust. Sweep up and shovel. Keep in suitable, closed containers for disposal.

6.4 Reference to other sections

For disposal see section 13.

7. HANDLING AND STORAGE

7.1 Precautions for safe handling

Avoid contact with skin and eyes. Avoid formation of dust and aerosols.

Provide appropriate exhaust ventilation at places where dust is formed. Normal measures for preventive fire protection.

For precautions see section 2.2.

7.2 Conditions for safe storage, including any incompatibilities

Keep container tightly closed in a dry and well-ventilated place.

7.3 Specific end use(s)

Apart from the uses mentioned in section 1.2 no other specific uses are stipulated

8. EXPOSURE CONTROLS/PERSONAL PROTECTION

8.1 Control parameters

Components with workplace control parameters

Contains no substances with occupational exposure limit values.

8.2 Exposure controls

Appropriate engineering controls

Handle in accordance with good industrial hygiene and safety practice. Wash hands before breaks and at the end of workday.

Personal protective equipment

Eye/face protection

Safety glasses with side-shields conforming to EN166 Use equipment for eye protection tested and approved under appropriate government standards such as NIOSH (US) or EN 166(EU).

Skin protection

Handle with gloves. Gloves must be inspected prior to use. Use proper glove removal technique (without touching glove's outer surface) to avoid skin contact with this product. Dispose of contaminated gloves after use in accordance with applicable laws and good laboratory practices. Wash and dry hands.

Body Protection

Complete suit protecting against chemicals, The type of protective equipment must be selected according to the concentration and amount of the dangerous substance at the specific workplace.

Respiratory protection

For nuisance exposures use type P95 (US) or type P1 (EU EN 143) particle respirator. For higher level protection use type OV/AG/P99 (US) or type ABEK-P2 (EU EN 143) respirator cartridges. Use respirators and components tested and approved under appropriate government standards such as NIOSH (US) or CEN (EU).

Control of environmental exposure

Do not let product enter drains.

9. PHYSICAL AND CHEMICAL PROPERTIES

9.1 Information on basic physical and chemical properties

- | | |
|--|---|
| a) Appearance | Form: crystalline
Colour: colourless |
| b) Odour | no data available |
| c) Odour Threshold | no data available |
| d) pH | no data available |
| e) Melting point/freezing point | Melting point/range: 50 - 53 °C (122 - 127 °F) - lit. |
| f) Initial boiling point and boiling range | 255 °C (491 °F) - lit. |

- | | |
|---|-----------------------------------|
| g) Flash point | 86.00 °C (186.80 °F) - closed cup |
| h) Evaporation rate | no data available |
| i) Flammability (solid, gas) | no data available |
| j) Upper/lower flammability or explosive limits | no data available |
| k) Vapour pressure | no data available |
| l) Vapour density | no data available |
| m) Relative density | no data available |
| n) Water solubility | no data available |
| o) Partition coefficient: n-octanol/water | log Pow: 1.965 |
| p) Auto-ignition temperature | no data available |
| q) Decomposition temperature | no data available |
| r) Viscosity | no data available |
| s) Explosive properties | no data available |
| t) Oxidizing properties | no data available |

9.2 Other safety information

no data available

10. STABILITY AND REACTIVITY

10.1 Reactivity

no data available

10.2 Chemical stability

Stable under recommended storage conditions.

10.3 Possibility of hazardous reactions

no data available

10.4 Conditions to avoid

no data available

10.5 Incompatible materials

Strong oxidizing agents

10.6 Hazardous decomposition products

Other decomposition products - no data available

In the event of fire: see section 5

11. TOXICOLOGICAL INFORMATION

11.1 Information on toxicological effects

Acute toxicity

Inhalation: no data available

Dermal: no data available

no data available

Skin corrosion/irritation

no data available

Serious eye damage/eye irritation

no data available

Respiratory or skin sensitisation

no data available

Germ cell mutagenicity

no data available

Carcinogenicity

IARC: No component of this product present at levels greater than or equal to 0.1% is identified as probable, possible or confirmed human carcinogen by IARC.

ACGIH: No component of this product present at levels greater than or equal to 0.1% is identified as a carcinogen or potential carcinogen by ACGIH.

NTP: No component of this product present at levels greater than or equal to 0.1% is identified as a known or anticipated carcinogen by NTP.

OSHA: No component of this product present at levels greater than or equal to 0.1% is identified as a carcinogen or potential carcinogen by OSHA.

Reproductive toxicity

no data available

no data available

Specific target organ toxicity - single exposure

no data available

Specific target organ toxicity - repeated exposure

no data available

Aspiration hazard

no data available

Additional Information

RTECS: DC2810000

12. ECOLOGICAL INFORMATION**12.1 Toxicity**

no data available

12.2 Persistence and degradability

no data available

12.3 Bioaccumulative potential

no data available

12.4 Mobility in soil

no data available

12.5 Results of PBT and vPvB assessment

PBT/vPvB assessment not available as chemical safety assessment not required/not conducted

12.6 Other adverse effects

no data available

13. DISPOSAL CONSIDERATIONS**13.1 Waste treatment methods****Product**

Offer surplus and non-recyclable solutions to a licensed disposal company. Contact a licensed professional waste disposal service to dispose of this material. Dissolve or mix the material with a combustible solvent and burn in a chemical incinerator equipped with an afterburner and scrubber.

Contaminated packaging

Dispose of as unused product.

14. TRANSPORT INFORMATION

DOT (US)

Not dangerous goods

IMDG

Not dangerous goods

IATA

Not dangerous goods

15. REGULATORY INFORMATION

SARA 302 Components

SARA 302: No chemicals in this material are subject to the reporting requirements of SARA Title III, Section 302.

SARA 313 Components

SARA 313: This material does not contain any chemical components with known CAS numbers that exceed the threshold (De Minimis) reporting levels established by SARA Title III, Section 313.

SARA 311/312 Hazards

Acute Health Hazard

Massachusetts Right To Know Components

No components are subject to the Massachusetts Right to Know Act.

Pennsylvania Right To Know Components

	CAS-No.	Revision Date
O,O,O-1,3,5-Trimethylresorcinol	621-23-8	

New Jersey Right To Know Components

	CAS-No.	Revision Date
O,O,O-1,3,5-Trimethylresorcinol	621-23-8	

California Prop. 65 Components

This product does not contain any chemicals known to State of California to cause cancer, birth defects, or any other reproductive harm.

16. OTHER INFORMATION

Full text of H-Statements referred to under sections 2 and 3.

Acute Tox.	Acute toxicity
H302	Harmful if swallowed.

HMIS Rating

Health hazard:	1
Chronic Health Hazard:	
Flammability:	0
Physical Hazard	0

NFPA Rating

Health hazard:	1
Fire Hazard:	0
Reactivity Hazard:	0

Further information

Copyright 2014 Sigma-Aldrich Co. LLC. License granted to make unlimited paper copies for internal use only. The above information is believed to be correct but does not purport to be all inclusive and shall be used only as a guide. The information in this document is based on the present state of our knowledge and is applicable to the product with regard to appropriate safety precautions. It does not represent any guarantee of the properties of the product. Sigma-Aldrich Corporation and its Affiliates shall not be held liable for any damage resulting from handling

or from contact with the above product. See www.sigma-aldrich.com and/or the reverse side of invoice or packing slip for additional terms and conditions of sale.

Preparation Information

Sigma-Aldrich Corporation
Product Safety – Americas Region
1-800-521-8956

Version: 3.4

Revision Date: 06/26/2014

Print Date: 11/09/2018

SAFETY DATA SHEET

Version 6.1
Revision Date 05/28/2017
Print Date 06/29/2019

1. PRODUCT AND COMPANY IDENTIFICATION**1.1 Product identifiers**

Product name : Acetone

Product Number : 650501
Brand : SIGALD
Index-No. : 606-001-00-8

CAS-No. : 67-64-1

1.2 Relevant identified uses of the substance or mixture and uses advised against

Identified uses : Laboratory chemicals, Synthesis of substances

1.3 Details of the supplier of the safety data sheet

Company : Sigma-Aldrich Inc.
3050 Spruce Street
ST. LOUIS MO 63103
UNITED STATES

Telephone : +1 314 771-5765
Fax : +1 800 325-5052

1.4 Emergency telephone number

Emergency Phone # : +1-703-527-3887

2. HAZARDS IDENTIFICATION**2.1 Classification of the substance or mixture****GHS Classification in accordance with 29 CFR 1910 (OSHA HCS)**

Flammable liquids (Category 2), H225

Eye irritation (Category 2A), H319

Specific target organ toxicity - single exposure (Category 3), Central nervous system, H336

For the full text of the H-Statements mentioned in this Section, see Section 16.

2.2 GHS Label elements, including precautionary statements

Pictogram



Signal word : Danger

Hazard statement(s)

H225

Highly flammable liquid and vapour.

H319

Causes serious eye irritation.

H336

May cause drowsiness or dizziness.

Precautionary statement(s)

P210

Keep away from heat/sparks/open flames/hot surfaces. No smoking.

P233

Keep container tightly closed.

P240	Ground/bond container and receiving equipment.
P241	Use explosion-proof electrical/ ventilating/ lighting/ equipment.
P242	Use only non-sparking tools.
P243	Take precautionary measures against static discharge.
P261	Avoid breathing dust/ fume/ gas/ mist/ vapours/ spray.
P264	Wash skin thoroughly after handling.
P271	Use only outdoors or in a well-ventilated area.
P280	Wear protective gloves/ eye protection/ face protection.
P303 + P361 + P353	IF ON SKIN (or hair): Take off immediately all contaminated clothing. Rinse skin with water/shower.
P304 + P340 + P312	IF INHALED: Remove person to fresh air and keep comfortable for breathing. Call a POISON CENTER/doctor if you feel unwell.
P305 + P351 + P338	IF IN EYES: Rinse cautiously with water for several minutes. Remove contact lenses, if present and easy to do. Continue rinsing.
P337 + P313	If eye irritation persists: Get medical advice/ attention.
P370 + P378	In case of fire: Use dry sand, dry chemical or alcohol-resistant foam to extinguish.
P403 + P233	Store in a well-ventilated place. Keep container tightly closed.
P403 + P235	Store in a well-ventilated place. Keep cool.
P405	Store locked up.
P501	Dispose of contents/ container to an approved waste disposal plant.

2.3 Hazards not otherwise classified (HNOC) or not covered by GHS

Repeated exposure may cause skin dryness or cracking.

3. COMPOSITION/INFORMATION ON INGREDIENTS

3.1 Substances

Formula	: C ₃ H ₆ O
Molecular weight	: 58.08 g/mol
CAS-No.	: 67-64-1
EC-No.	: 200-662-2
Index-No.	: 606-001-00-8

Hazardous components

Component	Classification	Concentration
Acetone		
	Flam. Liq. 2; Eye Irrit. 2A; STOT SE 3; H225, H319, H336	<= 100 %

For the full text of the H-Statements mentioned in this Section, see Section 16.

4. FIRST AID MEASURES

4.1 Description of first aid measures

General advice

Consult a physician. Show this safety data sheet to the doctor in attendance. Move out of dangerous area.

If inhaled

If breathed in, move person into fresh air. If not breathing, give artificial respiration. Consult a physician.

In case of skin contact

Wash off with soap and plenty of water. Consult a physician.

In case of eye contact

Rinse thoroughly with plenty of water for at least 15 minutes and consult a physician.

If swallowed

Do NOT induce vomiting. Never give anything by mouth to an unconscious person. Rinse mouth with water. Consult a physician.

4.2 Most important symptoms and effects, both acute and delayed

The most important known symptoms and effects are described in the labelling (see section 2.2) and/or in section 11

4.3 Indication of any immediate medical attention and special treatment needed

No data available

5. FIREFIGHTING MEASURES

5.1 Extinguishing media

Suitable extinguishing media

Use water spray, alcohol-resistant foam, dry chemical or carbon dioxide.

5.2 Special hazards arising from the substance or mixture

Carbon oxides

5.3 Advice for firefighters

Wear self-contained breathing apparatus for firefighting if necessary.

5.4 Further information

Use water spray to cool unopened containers.

6. ACCIDENTAL RELEASE MEASURES

6.1 Personal precautions, protective equipment and emergency procedures

Use personal protective equipment. Avoid breathing vapours, mist or gas. Ensure adequate ventilation. Remove all sources of ignition. Evacuate personnel to safe areas. Beware of vapours accumulating to form explosive concentrations. Vapours can accumulate in low areas.

For personal protection see section 8.

6.2 Environmental precautions

Prevent further leakage or spillage if safe to do so. Do not let product enter drains.

6.3 Methods and materials for containment and cleaning up

Contain spillage, and then collect with an electrically protected vacuum cleaner or by wet-brushing and place in container for disposal according to local regulations (see section 13).

6.4 Reference to other sections

For disposal see section 13.

7. HANDLING AND STORAGE

7.1 Precautions for safe handling

Avoid contact with skin and eyes. Avoid inhalation of vapour or mist.

Use explosion-proof equipment. Keep away from sources of ignition - No smoking. Take measures to prevent the build up of electrostatic charge.

For precautions see section 2.2.

7.2 Conditions for safe storage, including any incompatibilities

Keep container tightly closed in a dry and well-ventilated place. Containers which are opened must be carefully resealed and kept upright to prevent leakage.

7.3 Specific end use(s)

Apart from the uses mentioned in section 1.2 no other specific uses are stipulated

8. EXPOSURE CONTROLS/PERSONAL PROTECTION

8.1 Control parameters

Components with workplace control parameters

Derived No Effect Level (DNEL)

Application Area	Exposure routes	Health effect	Value
Workers	Skin contact	Long-term systemic effects	186mg/kg BW/d
Consumers	Ingestion	Long-term systemic effects	62mg/kg BW/d
Consumers	Skin contact	Long-term systemic effects	62mg/kg BW/d
Workers	Inhalation	Acute systemic effects	2420 mg/m3
Workers	Inhalation	Long-term systemic effects	1210 mg/m3

Consumers	Inhalation	Long-term systemic effects	200 mg/m3
-----------	------------	----------------------------	-----------

Predicted No Effect Concentration (PNEC)

Compartment	Value
Soil	33.3 mg/kg
Marine water	1.06 mg/l
Fresh water	10.6 mg/l
Marine sediment	3.04 mg/kg
Fresh water sediment	30.4 mg/kg
Onsite sewage treatment plant	100 mg/l

8.2 Exposure controls

Appropriate engineering controls

Handle in accordance with good industrial hygiene and safety practice. Wash hands before breaks and at the end of workday.

Personal protective equipment

Eye/face protection

Face shield and safety glasses Use equipment for eye protection tested and approved under appropriate government standards such as NIOSH (US) or EN 166(EU).

Skin protection

Handle with gloves. Gloves must be inspected prior to use. Use proper glove removal technique (without touching glove's outer surface) to avoid skin contact with this product. Dispose of contaminated gloves after use in accordance with applicable laws and good laboratory practices. Wash and dry hands.

Full contact

Material: butyl-rubber

Minimum layer thickness: 0.3 mm

Break through time: 480 min

Material tested: Butoject® (KCL 897 / Aldrich Z677647, Size M)

Splash contact

Material: butyl-rubber

Minimum layer thickness: 0.3 mm

Break through time: 480 min

Material tested: Butoject® (KCL 897 / Aldrich Z677647, Size M)

data source: KCL GmbH, D-36124 Eichenzell, phone +49 (0)6659 87300, e-mail sales@kcl.de, test method: EN374

If used in solution, or mixed with other substances, and under conditions which differ from EN 374, contact the supplier of the CE approved gloves. This recommendation is advisory only and must be evaluated by an industria situation of anticipated use by our customers. It should not be construed as offering an approval for any specific use scenario.

Body Protection

Impervious clothing, Flame retardant antistatic protective clothing., The type of protective equipment must be selected according to the concentration and amount of the dangerous substance at the specific workplace.

Respiratory protection

Where risk assessment shows air-purifying respirators are appropriate use (US) or type AXBEK (EN 14387) respirator cartridges as a backup to engine protection, use a full-face supplied air respirator. Use respirators and components tested and approved under appropriate government standards such as NIOSH (US) or CEN (EU).

Control of environmental exposure

Prevent further leakage or spillage if safe to do so. Do not let product enter drains.

9. PHYSICAL AND CHEMICAL PROPERTIES

9.1 Information on basic physical and chemical properties

- | | |
|--------------------|---|
| a) Appearance | Form: liquid, clear
Colour: colourless |
| b) Odour | No data available |
| c) Odour Threshold | No data available |

d) pH	No data available
e) Melting point/freezing point	Melting point/range: -94 °C (-137 °F)
f) Initial boiling point and boiling range	56 °C (133 °F) at 1013 hPa
g) Flash point	-17.0 °C (1.4 °F) - closed cup
h) Evaporation rate	No data available
i) Flammability (solid, gas)	No data available
j) Upper/lower flammability or explosive limits	Upper explosion limit: 13 %(V) Lower explosion limit: 2 %(V)
k) Vapour pressure	533.3 hPa at 39.5 °C (103.1 °F) 245.3 hPa at 20.0 °C(68.0 °F)
l) Vapour density	No data available
m) Relative density	0.791 g/mL at 25 °C (77 °F)
n) Water solubility	completely miscible
o) Partition coefficient: n-octanol/water	log Pow: -0.24
p) Auto-ignition temperature	465.0 °C (869.0 °F)
q) Decomposition temperature	No data available
r) Viscosity	No data available
s) Explosive properties	No data available
t) Oxidizing properties	No data available

9.2 Other safety information

Surface tension	23.2 mN/m at 20.0 °C (68.0 °F)
-----------------	--------------------------------

10. STABILITY AND REACTIVITY

10.1 Reactivity

No data available

10.2 Chemical stability

Stable under recommended storage conditions.

10.3 Possibility of hazardous reactions

Vapours may form explosive mixture with air.

10.4 Conditions to avoid

Heat, flames and sparks.

10.5 Incompatible materials

Bases, Oxidizing agents, Reducing agents, Acetone reacts violently with phosphorous oxychloride.

10.6 Hazardous decomposition products

Hazardous decomposition products formed under fire conditions. - Carbon oxides

Other decomposition products - No data available

In the event of fire: see section 5

11. TOXICOLOGICAL INFORMATION

11.1 Information on toxicological effects

Acute toxicity

LD50 Oral - Rat - 5,800 mg/kg(Acetone)

Remarks: Behavioral:Altered sleep time (including change in righting reflex). Behavioral:Tremor. Behavioral:Headache. Ingestion may cause gastrointestinal irritation, nausea, vomiting and diarrhoea.

LC50 Inhalation - Rat - 8 h - 50,100 mg/m3(Acetone)

Remarks: Drowsiness Dizziness Unconsciousness

LD50 Dermal - Guinea pig - 7,426 mg/kg(Acetone)

No data available(Acetone)

Skin corrosion/irritation

Skin - Rabbit(Acetone)

Result: Mild skin irritation - 24 h

Serious eye damage/eye irritation

Eyes - Rabbit(Acetone)

Result: Eye irritation - 24 h

Respiratory or skin sensitisation

- Guinea pig(Acetone)

Result: Does not cause skin sensitisation.

Germ cell mutagenicity

No data available(Acetone)

Carcinogenicity

This product is or contains a component that is not classifiable as to its classification.(Acetone)

(Acetone)

(Acetone)

IARC: No component of this product present at levels greater than or equal to 0.1% is identified as probable, possible or confirmed human carcinogen by IARC.

NTP: No component of this product present at levels greater than or equal to 0.1% is identified as a known or anticipated carcinogen by NTP.

OSHA: No component of this product present at levels greater than or equal to 0.1% is identified as a carcinogen or potential carcinogen by OSHA.

Reproductive toxicity

No data available(Acetone)

No data available(Acetone)

Specific target organ toxicity - single exposure

May cause drowsiness or dizziness.(Acetone)

Specific target organ toxicity - repeated exposure

No data available

Aspiration hazard

No data available(Acetone)

Additional Information

RTECS: AL3150000

To the best of our knowledge, the chemical, physical, and toxicological properties have not been thoroughly investigated.(Acetone)

Kidney - Irregularities - Based on Human Evidence

Skin - Dermatitis - Based on Human Evidence

12. ECOLOGICAL INFORMATION

12.1 Toxicity

Toxicity to fish	LC50 - Oncorhynchus mykiss (rainbow trout) - 5,540 mg/l - 96 h(Acetone)
Toxicity to daphnia and other aquatic invertebrates	LC50 - Daphnia magna (Water flea) - 8,800 mg/l - 48 h(Acetone)
Toxicity to algae	Remarks: No data available

12.2 Persistence and degradability

Biodegradability	Result: 91 % - Readily biodegradable. (OECD Test Guideline 301B)
------------------	---

12.3 Bioaccumulative potential

Does not bioaccumulate.

12.4 Mobility in soil

No data available(Acetone)

12.5 Results of PBT and vPvB assessment

PBT/vPvB assessment not available as chemical safety assessment not required/not conducted

12.6 Other adverse effects

No data available

13. DISPOSAL CONSIDERATIONS

13.1 Waste treatment methods

Product

Burn in a chemical incinerator equipped with an afterburner and scrubber b highly flammable. Offer surplus and non-recyclable solutions to a licensed disposal company. Contact a licensed professional waste disposal service to dispose of this material.

Contaminated packaging

Dispose of as unused product.

14. TRANSPORT INFORMATION

DOT (US)

UN number: 1090	Class: 3	Packing group: II
Proper shipping name: Acetone		
Reportable Quantity (RQ)	: 5000 lbs	

Poison Inhalation Hazard: No

IMDG

UN number: 1090	Class: 3	Packing group: II	EMS-No: F-E, S-D
Proper shipping name: ACETONE			

IATA

UN number: 1090	Class: 3	Packing group: II
Proper shipping name: Acetone		

15. REGULATORY INFORMATION

SARA 302 Components

No chemicals in this material are subject to the reporting requirements of SARA Title III, Section 302.

SARA 313 Components

This material does not contain any chemical components with known CAS numbers that exceed the threshold (De Minimis) reporting levels established by SARA Title III, Section 313.

SARA 311/312 Hazards

Fire Hazard, Acute Health Hazard, Chronic Health Hazard

Massachusetts Right To Know Components

	CAS-No.	Revision Date
Acetone	67-64-1	

Pennsylvania Right To Know Components

	CAS-No.	Revision Date
Acetone	67-64-1	

New Jersey Right To Know Components

	CAS-No.	Revision Date
Acetone	67-64-1	

California Prop. 65 Components

This product does not contain any chemicals known to State of California to cause cancer, birth defects, or any other reproductive harm.

16. OTHER INFORMATION

Full text of H-Statements referred to under sections 2 and 3.

H225	Highly flammable liquid and vapour.
H319	Causes serious eye irritation.
H336	May cause drowsiness or dizziness.

HMIS Rating

Health hazard:	2
Chronic Health Hazard:	*
Flammability:	3
Physical Hazard	0

NFPA Rating

Health hazard:	2
Fire Hazard:	3
Reactivity Hazard:	0

Further information

Copyright 2016 Sigma-Aldrich Co. LLC. License granted to make unlimited paper copies for internal use only. The above information is believed to be correct but does not purport to be all inclusive and shall be used only as a guide. The information in this document is based on the present state of our knowledge and is applicable to the product with regard to appropriate safety precautions. It does not represent any guarantee of the properties of the product. Sigma-Aldrich Corporation and its Affiliates shall not be held liable for any damage resulting from handling or from contact with the above product. See www.sigma-aldrich.com and/or the reverse side of invoice or packing slip for additional terms and conditions of sale.

Preparation Information

Sigma-Aldrich Corporation
Product Safety – Americas Region
1-800-521-8956
Version: 6.1

Revision Date: 05/28/2017

Print Date: 06/29/2019

SAFETY DATA SHEET

Version 4.13
Revision Date 09/12/2018
Print Date 06/28/2019

1. PRODUCT AND COMPANY IDENTIFICATION

1.1 Product identifiers

Product name : Arsenic

Product Number : 202657

Brand : Aldrich

Index-No. : 033-001-00-X

CAS-No. : 7440-38-2

1.2 Relevant identified uses of the substance or mixture and uses advised against

Identified uses : Laboratory chemicals, Synthesis of substances

1.3 Details of the supplier of the safety data sheet

Company : Sigma-Aldrich
3050 Spruce Street
SAINT LOUIS MO 63103
USA

Telephone : +1 800-325-5832

Fax : +1 800-325-5052

1.4 Emergency telephone number

Emergency Phone # : +1-703-527-3887 (CHEMTREC)

2. HAZARDS IDENTIFICATION

2.1 Classification of the substance or mixture

GHS Classification in accordance with 29 CFR 1910 (OSHA HCS)

Acute toxicity, Oral (Category 4), H302

Acute toxicity, Inhalation (Category 3), H331

Carcinogenicity (Category 1B), H350

Acute aquatic toxicity (Category 1), H400

Chronic aquatic toxicity (Category 1), H410

For the full text of the H-Statements mentioned in this Section, see Section 16.

2.2 GHS Label elements, including precautionary statements

Pictogram



Signal word

Danger

Hazard statement(s)

H302 Harmful if swallowed.

H331 Toxic if inhaled.

H350 May cause cancer.

H410 Very toxic to aquatic life with long lasting effects.

Precautionary statement(s)

P201 Obtain special instructions before use.

P202 Do not handle until all safety precautions have been read and understood.

P261 Avoid breathing dust/ fume/ gas/ mist/ vapours/ spray.

P264	Wash skin thoroughly after handling.
P270	Do not eat, drink or smoke when using this product.
P271	Use only outdoors or in a well-ventilated area.
P273	Avoid release to the environment.
P280	Wear protective gloves/ protective clothing/ eye protection/ face protection.
P301 + P312 + P330	IF SWALLOWED: Call a POISON CENTER/doctor if you feel unwell. Rinse mouth.
P304 + P340 + P311	IF INHALED: Remove person to fresh air and keep comfortable for breathing. Call a POISON CENTER/doctor.
P308 + P313	IF exposed or concerned: Get medical advice/ attention.
P391	Collect spillage.
P403 + P233	Store in a well-ventilated place. Keep container tightly closed.
P405	Store locked up.
P501	Dispose of contents/ container to an approved waste disposal plant.

2.3 Hazards not otherwise classified (HNOC) or not covered by GHS - none

3. COMPOSITION/INFORMATION ON INGREDIENTS

3.1 Substances

Formula	: As
Molecular weight	: 74.92 g/mol
CAS-No.	: 7440-38-2
EC-No.	: 231-148-6
Index-No.	: 033-001-00-X

Hazardous components

Component	Classification	Concentration
Arsenic		
	Acute Tox. 4; Acute Tox. 3; Carc. 1B; Aquatic Acute 1; Aquatic Chronic 1; H302, H331, H350, H410	90 - 100 %

For the full text of the H-Statements mentioned in this Section, see Section 16.

4. FIRST AID MEASURES

4.1 Description of first aid measures

General advice

Consult a physician. Show this safety data sheet to the doctor in attendance. Move out of dangerous area.

If inhaled

If breathed in, move person into fresh air. If not breathing, give artificial respiration. Consult a physician.

In case of skin contact

Wash off with soap and plenty of water. Take victim immediately to hospital. Consult a physician.

In case of eye contact

Flush eyes with water as a precaution.

If swallowed

Never give anything by mouth to an unconscious person. Rinse mouth with water. Consult a physician.

4.2 Most important symptoms and effects, both acute and delayed

The most important known symptoms and effects are described in the labelling (see section 2.2) and/or in section 11

4.3 Indication of any immediate medical attention and special treatment needed

No data available

5. FIREFIGHTING MEASURES

5.1 Extinguishing media

Suitable extinguishing media

Use water spray, alcohol-resistant foam, dry chemical or carbon dioxide.

5.2 Special hazards arising from the substance or mixture

No data available

5.3 Advice for firefighters

Wear self-contained breathing apparatus for firefighting if necessary.

5.4 Further information

No data available

6. ACCIDENTAL RELEASE MEASURES

6.1 Personal precautions, protective equipment and emergency procedures

Wear respiratory protection. Avoid dust formation. Avoid breathing vapours, mist or gas. Ensure adequate ventilation. Evacuate personnel to safe areas. Avoid breathing dust. For personal protection see section 8.

6.2 Environmental precautions

Prevent further leakage or spillage if safe to do so. Do not let product enter drains. Discharge into the environment must be avoided.

6.3 Methods and materials for containment and cleaning up

Pick up and arrange disposal without creating dust. Sweep up and shovel. Keep in suitable, closed containers for disposal.

6.4 Reference to other sections

For disposal see section 13.

7. HANDLING AND STORAGE

7.1 Precautions for safe handling

Avoid contact with skin and eyes. Avoid formation of dust and aerosols. Further processing of solid materials may result in the formation of combustible dusts. The potential for combustible dust formation should be taken into consideration before additional processing occurs.

Provide appropriate exhaust ventilation at places where dust is formed.

For precautions see section 2.2.

7.2 Conditions for safe storage, including any incompatibilities

Keep container tightly closed in a dry and well-ventilated place.

Keep in a dry place.

Storage class (TRGS 510): 6.1B: Non-combustible, acute toxic Cat. 1 and 2 / very toxic hazardous materials

7.3 Specific end use(s)

Apart from the uses mentioned in section 1.2 no other specific uses are stipulated

8. EXPOSURE CONTROLS/PERSONAL PROTECTION

8.1 Control parameters

Components with workplace control parameters

Component	CAS-No.	Value	Control parameters	Basis
Arsenic	7440-38-2	TWA	0.01 mg/m ³	USA. ACGIH Threshold Limit Values (TLV)
	Remarks	Lung cancer Substances for which there is a Biological Exposure Index or Indices (see BEI® section) Confirmed human carcinogen		

		C	0.0020 mg/m ³	USA. NIOSH Recommended Exposure Limits
		Potential Occupational Carcinogen See Appendix A 15 minute ceiling value		

Biological occupational exposure limits

Component	CAS-No.	Parameters	Value	Biological specimen	Basis
	-	inorganic arsenic plus methylated metabolites	35µg As/l	Urine	ACGIH - Biological Exposure Indices (BEI)
	Remarks	End of the workweek (After four or five consecutive working days with exposure)			

8.2 Exposure controls

Appropriate engineering controls

Avoid contact with skin, eyes and clothing. Wash hands before breaks and immediately after handling the product.

Personal protective equipment

Eye/face protection

Face shield and safety glasses Use equipment for eye protection tested and approved under appropriate government standards such as NIOSH (US) or EN 166(EU).

Skin protection

Handle with gloves. Gloves must be inspected prior to use. Use proper glove removal technique (without touching glove's outer surface) to avoid skin contact with this product. Dispose of contaminated gloves after use in accordance with applicable laws and good laboratory practices. Wash and dry hands.

Full contact

Material: Nitrile rubber

Minimum layer thickness: 0.11 mm

Break through time: 480 min

Material tested:Dermatril® (KCL 740 / Aldrich Z677272, Size M)

Splash contact

Material: Nitrile rubber

Minimum layer thickness: 0.11 mm

Break through time: 480 min

Material tested:Dermatril® (KCL 740 / Aldrich Z677272, Size M)

data source: KCL GmbH, D-36124 Eichenzell, phone +49 (0)6659 87300, e-mail sales@kcl.de, test method: EN374

If used in solution, or mixed with other substances, and under conditions which differ from EN 374, contact the supplier of the CE approved gloves. This recommendation is advisory only and must be evaluated by an industrial hygienist and safety officer familiar with the specific situation of anticipated use by our customers. It should not be construed as offering an approval for any specific use scenario.

Body Protection

Complete suit protecting against chemicals, The type of protective equipment must be selected according to the concentration and amount of the dangerous substance at the specific workplace.

Respiratory protection

Where risk assessment shows air-purifying respirators are appropriate use a full-face particle respirator type N100 (US) or type P3 (EN 143) respirator cartridges as a backup to engineering controls. If the respirator is the sole means of protection, use a full-face supplied air respirator. Use respirators and components tested and approved under appropriate government standards such as NIOSH (US) or CEN (EU).

Control of environmental exposure

Prevent further leakage or spillage if safe to do so. Do not let product enter drains. Discharge into the environment must be avoided.

9. PHYSICAL AND CHEMICAL PROPERTIES

9.1 Information on basic physical and chemical properties

a) Appearance	Form: powder Colour: light grey, black
b) Odour	No data available
c) Odour Threshold	No data available
d) pH	No data available
e) Melting point/freezing point	Melting point/range: 817 °C (1,503 °F) - lit.
f) Initial boiling point and boiling range	613 °C (1,135 °F) - lit.
g) Flash point	Not applicable
h) Evaporation rate	No data available
i) Flammability (solid, gas)	No data available
j) Upper/lower flammability or explosive limits	No data available
k) Vapour pressure	No data available
l) Vapour density	No data available
m) Relative density	5.727 g/mL at 25 °C (77 °F)
n) Water solubility	No data available
o) Partition coefficient: n-octanol/water	No data available
p) Auto-ignition temperature	No data available
q) Decomposition temperature	No data available
r) Viscosity	No data available
s) Explosive properties	No data available
t) Oxidizing properties	No data available

9.2 Other safety information

No data available

10. STABILITY AND REACTIVITY

10.1 Reactivity

No data available

10.2 Chemical stability

Stable under recommended storage conditions.

10.3 Possibility of hazardous reactions

No data available

10.4 Conditions to avoid

Heat Exposure to air may affect product quality.

10.5 Incompatible materials

Strong oxidizing agents

10.6 Hazardous decomposition products

Hazardous decomposition products formed under fire conditions. - Arsenic oxides
Other decomposition products - No data available

11. TOXICOLOGICAL INFORMATION

11.1 Information on toxicological effects

Acute toxicity

LD50 Oral - Rat - 763 mg/kg

Remarks: Behavioral:Ataxia. Diarrhoea

LD50 Oral - Mouse - 145 mg/kg

Remarks: Behavioral:Ataxia. Diarrhoea

Inhalation: No data available

Dermal: No data available

No data available

Skin corrosion/irritation

No data available

Serious eye damage/eye irritation

No data available

Respiratory or skin sensitisation

No data available

Germ cell mutagenicity

Carcinogenicity

No data available

IARC: 1 - Group 1: Carcinogenic to humans (Arsenic)

NTP: Known - Known to be human carcinogen (Arsenic)

OSHA: OSHA specifically regulated carcinogen (Arsenic)

Reproductive toxicity

Specific target organ toxicity - single exposure

No data available

Specific target organ toxicity - repeated exposure

No data available

Aspiration hazard

No data available

Additional Information

RTECS: CG0525000

To the best of our knowledge, the chemical, physical, and toxicological properties have not been thoroughly investigated.

Stomach - Irregularities - Based on Human Evidence

Stomach - Irregularities - Based on Human Evidence

12. ECOLOGICAL INFORMATION

12.1 Toxicity

Toxicity to fish LC50 - Pimephales promelas (fathead minnow) - 9.9 mg/l - 96.0 h

Toxicity to daphnia and other aquatic invertebrates EC50 - Daphnia magna (Water flea) - 3.8 mg/l - 48 h

12.2 Persistence and degradability

No data available

12.3 Bioaccumulative potential

No data available

12.4 Mobility in soil

No data available

12.5 Results of PBT and vPvB assessment

PBT/vPvB assessment not available as chemical safety assessment not required/not conducted

12.6 Other adverse effects

An environmental hazard cannot be excluded in the event of unprofessional handling or disposal.

Very toxic to aquatic life with long lasting effects.

13. DISPOSAL CONSIDERATIONS**13.1 Waste treatment methods****Product**

Offer surplus and non-recyclable solutions to a licensed disposal company. Contact a licensed professional waste disposal service to dispose of this material. Dissolve or mix the material with a combustible solvent and burn in a chemical incinerator equipped with an afterburner and scrubber.

Contaminated packaging

Dispose of as unused product.

14. TRANSPORT INFORMATION**DOT (US)**

UN number: 1558 Class: 6.1 Packing group: II
Proper shipping name: Arsenic
Reportable Quantity (RQ): 1 lbs Reportable Quantity (RQ): 1 lbs
Poison Inhalation Hazard: No

IMDG

UN number: 1558 Class: 6.1 Packing group: II EMS-No: F-A, S-A
Proper shipping name: ARSENIC
Marine pollutant: yes

IATA

UN number: 1558 Class: 6.1 Packing group: II
Proper shipping name: Arsenic

15. REGULATORY INFORMATION**SARA 302 Components**

No chemicals in this material are subject to the reporting requirements of SARA Title III, Section 302.

SARA 313 Components

The following components are subject to reporting levels established by SARA Title III, Section 313:

	CAS-No.	Revision Date
Arsenic	7440-38-2	2015-11-23

SARA 311/312 Hazards

Acute Health Hazard, Chronic Health Hazard

:
Reportable Quantity D004 lbs

Massachusetts Right To Know Components

	CAS-No.	Revision Date
Arsenic	7440-38-2	2015-11-23

Pennsylvania Right To Know Components

	CAS-No.	Revision Date
Arsenic	7440-38-2	2015-11-23

	CAS-No.	Revision Date
Arsenic	7440-38-2	2015-11-23

New Jersey Right To Know Components

Arsenic

CAS-No.
7440-38-2

Revision Date
2015-11-23

California Prop. 65 Components

WARNING! This product contains a chemical known to the State of California to cause cancer.
Arsenic

CAS-No.
7440-38-2

Revision Date
2007-09-28

16. OTHER INFORMATION

Full text of H-Statements referred to under sections 2 and 3.

Acute Tox.	Acute toxicity
Aquatic Acute	Acute aquatic toxicity
Aquatic Chronic	Chronic aquatic toxicity
Carc.	Carcinogenicity
H302	Harmful if swallowed.
H331	Toxic if inhaled.
H350	May cause cancer.
H400	Very toxic to aquatic life.
H410	Very toxic to aquatic life with long lasting effects.

Further information

Copyright 2016 Sigma-Aldrich Co. LLC. License granted to make unlimited paper copies for internal use only.
The above information is believed to be correct but does not purport to be all inclusive and shall be used only as a guide. The information in this document is based on the present state of our knowledge and is applicable to the product with regard to appropriate safety precautions. It does not represent any guarantee of the properties of the product. Sigma-Aldrich Corporation and its Affiliates shall not be held liable for any damage resulting from handling or from contact with the above product. See www.sigma-aldrich.com and/or the reverse side of invoice or packing slip for additional terms and conditions of sale.

Preparation Information

Sigma-Aldrich Corporation
Product Safety – Americas Region
1-800-521-8956

Version: 4.13

Revision Date: 09/12/2018

Print Date: 06/28/2019

SAFETY DATA SHEET

Version 6.1
Revision Date 05/28/2017
Print Date 06/28/2019

1. PRODUCT AND COMPANY IDENTIFICATION**1.1 Product identifiers**

Product name : Barium

Product Number : 474711

Brand : Aldrich

CAS-No. : 7440-39-3

1.2 Relevant identified uses of the substance or mixture and uses advised against

Identified uses : Laboratory chemicals, Synthesis of substances

1.3 Details of the supplier of the safety data sheet

Company : Sigma-Aldrich Inc.
3050 Spruce Street
ST. LOUIS MO 63103
UNITED STATES

Telephone : +1 314 771-5765

Fax : +1 800 325-5052

1.4 Emergency telephone number

Emergency Phone # : +1-703-527-3887

2. HAZARDS IDENTIFICATION**2.1 Classification of the substance or mixture****GHS Classification in accordance with 29 CFR 1910 (OSHA HCS)**

Substances and mixtures, which in contact with water, emit flammable gases (Category 2), H261

For the full text of the H-Statements mentioned in this Section, see Section 16.

2.2 GHS Label elements, including precautionary statements

Pictogram



Signal word : Danger

Hazard statement(s)

H261 : In contact with water releases flammable gases.

Precautionary statement(s)

P223 : Do not allow contact with water.

P231 + P232 : Handle under inert gas. Protect from moisture.

P280 : Wear protective gloves/ eye protection/ face protection.

P335 + P334 : Brush off loose particles from skin. Immerse in cool water/ wrap in wet bandages.

P370 + P378 : In case of fire: Use dry sand, dry chemical or alcohol-resistant foam to extinguish.

P402 + P404
P501

Store in a dry place. Store in a closed container.
Dispose of contents/ container to an approved waste disposal plant.

2.3 Hazards not otherwise classified (HNOC) or not covered by GHS - none

3. COMPOSITION/INFORMATION ON INGREDIENTS

3.1 Substances

Formula : Ba
Molecular weight : 137.33 g/mol
CAS-No. : 7440-39-3
EC-No. : 231-149-1

Hazardous components

Component	Classification	Concentration
Barium		
	Water-react. 2; H261	<= 100 %

For the full text of the H-Statements mentioned in this Section, see Section 16.

4. FIRST AID MEASURES

4.1 Description of first aid measures

General advice

Consult a physician. Show this safety data sheet to the doctor in attendance. Move out of dangerous area.

If inhaled

If breathed in, move person into fresh air. If not breathing, give artificial respiration. Consult a physician.

In case of skin contact

Wash off with soap and plenty of water. Consult a physician.

In case of eye contact

Flush eyes with water as a precaution.

If swallowed

Never give anything by mouth to an unconscious person. Rinse mouth with water. Consult a physician.

4.2 Most important symptoms and effects, both acute and delayed

The most important known symptoms and effects are described in the labelling (see section 2.2) and/or in section 11

4.3 Indication of any immediate medical attention and special treatment needed

No data available

5. FIREFIGHTING MEASURES

5.1 Extinguishing media

Suitable extinguishing media

Dry powder

5.2 Special hazards arising from the substance or mixture

Barium oxide

5.3 Advice for firefighters

Wear self-contained breathing apparatus for firefighting if necessary.

5.4 Further information

No data available

6. ACCIDENTAL RELEASE MEASURES

6.1 Personal precautions, protective equipment and emergency procedures

Avoid dust formation. Avoid breathing vapours, mist or gas. Ensure adequate ventilation. Evacuate personnel to safe areas.

For personal protection see section 8.

6.2 Environmental precautions

Prevent further leakage or spillage if safe to do so. Do not let product enter drains.

6.3 Methods and materials for containment and cleaning up

Sweep up and shovel. Contain spillage, and then collect with an electrically protected vacuum cleaner or by wet-brushing and place in container for disposal according to local regulations (see section 13). Do not flush with water. Keep in suitable, closed containers for disposal.

6.4 Reference to other sections

For disposal see section 13.

7. HANDLING AND STORAGE

7.1 Precautions for safe handling

Further processing of solid materials may result in the formation of combu formation should be taken into consideration before additional processing

Provide appropriate exhaust ventilation at places where dust is formed.Keep away from sources of ignition - No smoking.

For precautions see section 2.2.

7.2 Conditions for safe storage, including any incompatibilities

Keep container tightly closed in a dry and well-ventilated place.

Never allow product to get in contact with water during storage.

Store under inert gas.

7.3 Specific end use(s)

Apart from the uses mentioned in section 1.2 no other specific uses are stipulated

8. EXPOSURE CONTROLS/PERSONAL PROTECTION

8.1 Control parameters

Components with workplace control parameters

Component	CAS-No.	Value	Control parameters	Basis
Barium	7440-39-3	TWA	0.500000 mg/m3	USA. ACGIH Threshold Limit Values (TLV)
	Remarks	Eye, skin, & Gastrointestinal irritation Muscular stimulation Not classifiable as a human carcinogen		
		TWA	0.500000 mg/m3	USA. Occupational Exposure Limits (OSHA) - Table Z-1 Limits for Air Contaminants
		TWA	0.500000 mg/m3	USA. ACGIH Threshold Limit Values (TLV)
		Eye irritation Muscular stimulation Skin irritation Gastrointestinal irritation Not classifiable as a human carcinogen		
		TWA	0.500000 mg/m3	USA. NIOSH Recommended Exposure Limits
		TWA	0.5 mg/m3	USA. Occupational Exposure Limits (OSHA) - Table Z-1 Limits for Air Contaminants
		TWA	0.5 mg/m3	USA. ACGIH Threshold Limit Values (TLV)
		Eye irritation Muscular stimulation Skin irritation Gastrointestinal irritation Not classifiable as a human carcinogen		

		TWA	0.5 mg/m ³	USA. NIOSH Recommended Exposure Limits
--	--	-----	-----------------------	--

8.2 Exposure controls

Appropriate engineering controls

Handle in accordance with good industrial hygiene and safety practice. Wash hands before breaks and at the end of workday.

Personal protective equipment

Eye/face protection

Safety glasses with side-shields conforming to EN166 Use equipment for eye protection tested and approved under appropriate government standards such as NIOSH (US) or EN 166(EU).

Skin protection

Handle with gloves. Gloves must be inspected prior to use. Use proper glove removal technique (without touching glove's outer surface) to avoid skin contact with this product. Dispose of contaminated gloves after use in accordance with applicable laws and good laboratory practices. Wash and dry hands.

Full contact

Material: Nitrile rubber

Minimum layer thickness: 0.11 mm

Break through time: 480 min

Material tested:Dermatril® (KCL 740 / Aldrich Z677272, Size M)

Splash contact

Material: Nitrile rubber

Minimum layer thickness: 0.11 mm

Break through time: 480 min

Material tested:Dermatril® (KCL 740 / Aldrich Z677272, Size M)

data source: KCL GmbH, D-36124 Eichenzell, phone +49 (0)6659 87300, e-mail sales@kcl.de, test method: EN374

If used in solution, or mixed with other substances, and under conditions which differ from EN 374, contact the supplier of the CE approved gloves. This recommendation is advisory only and must be evaluated by an industria situation of anticipated use by our customers. It should not be construed as offering an approval for any specific use scenario.

Body Protection

Flame retardant protective clothing, The type of protective equipment must be selected according to the concentration and amount of the dangerous substance at the specific workplace.

Respiratory protection

Where risk assessment shows air-purifying respirators are appropriate use (EN 143) respirator cartridges as a backup to engineering controls. If th full-face supplied air respirator. Use respirators and components tested and approved under appropriate government standards such as NIOSH (US) or CEN (EU).

Control of environmental exposure

Prevent further leakage or spillage if safe to do so. Do not let product enter drains.

9. PHYSICAL AND CHEMICAL PROPERTIES

9.1 Information on basic physical and chemical properties

- | | |
|--|--|
| a) Appearance | Form: Pieces
Colour: grey |
| b) Odour | No data available |
| c) Odour Threshold | No data available |
| d) pH | No data available |
| e) Melting point/freezing point | Melting point/range: 725 °C (1337 °F) - lit. |
| f) Initial boiling point and boiling range | 1,640 °C (2,984 °F) - lit. |
| g) Flash point | ()Not applicable |
| h) Evaporation rate | No data available |

- | | | |
|----|--|--|
| i) | Flammability (solid, gas) | No data available |
| j) | Upper/lower flammability or explosive limits | No data available |
| k) | Vapour pressure | No data available |
| l) | Vapour density | No data available |
| m) | Relative density | 3.6 g/cm ³ at 25 °C (77 °F) |
| n) | Water solubility | No data available |
| o) | Partition coefficient: n-octanol/water | No data available |
| p) | Auto-ignition temperature | No data available |
| q) | Decomposition temperature | No data available |
| r) | Viscosity | No data available |
| s) | Explosive properties | No data available |
| t) | Oxidizing properties | No data available |

9.2 Other safety information

No data available

10. STABILITY AND REACTIVITY

10.1 Reactivity

No data available

10.2 Chemical stability

Stable under recommended storage conditions.

10.3 Possibility of hazardous reactions

Reacts violently with water.

10.4 Conditions to avoid

Exposure to moisture

10.5 Incompatible materials

Oxidizing agents, Water, acids, Oxygen, Chlorinated solvents, Carbon dioxide (CO₂), Halogens, Halogenated hydrocarbon, Alcohols, Sulphur compounds, Hydrogen sulfide gas

10.6 Hazardous decomposition products

Hazardous decomposition products formed under fire conditions. - Barium oxide

Other decomposition products - No data available

In the event of fire: see section 5

11. TOXICOLOGICAL INFORMATION

11.1 Information on toxicological effects

Acute toxicity

No data available Barium

Inhalation: No data available (Barium)

Dermal: No data available (Barium)

No data available (Barium)

Skin corrosion/irritation

No data available (Barium)

Serious eye damage/eye irritation

No data available (Barium)

Respiratory or skin sensitisation

No data available(Barium)

Germ cell mutagenicity

No data available(Barium)

Carcinogenicity

This product is or contains a component that is not classifiable as to its classification.(Barium)
(Barium)
(Barium)

Reproductive toxicity

No data available(Barium)

No data available(Barium)

Specific target organ toxicity - single exposure

No data available(Barium)

Specific target organ toxicity - repeated exposure

No data available

Aspiration hazard

No data available(Barium)

Additional Information

RTECS: CQ8370000

Stomach/intestinal disorders, Nausea, Vomiting, Drowsiness, Dizziness, Gastrointestinal disturbance, Weakness, Tremors, Seizures.(Barium)

To the best of our knowledge, the chemical, physical, and toxicological properties have not been thoroughly investigated.(Barium)

12. ECOLOGICAL INFORMATION**12.1 Toxicity**

Toxicity to fish	mortality NOEC - Cyprinodon variegatus (sheepshead minnow) - 500 mg/l - 96 h(Barium)
	LC50 - Cyprinodon variegatus (sheepshead minnow) - > 500 mg/l - 96 h(Barium)

12.2 Persistence and degradability

No data available

12.3 Bioaccumulative potential

No data available

12.4 Mobility in soil

No data available(Barium)

12.5 Results of PBT and vPvB assessment

PBT/vPvB assessment not available as chemical safety assessment not required/not conducted

12.6 Other adverse effects

No data available

13. DISPOSAL CONSIDERATIONS

13.1 Waste treatment methods

Product

Burn in a chemical incinerator equipped with an afterburner and scrubber b highly flammable. Offer surplus and non-recyclable solutions to a licensed disposal company. Contact a licensed professional waste disposal service to dispose of this material.

Contaminated packaging

Dispose of as unused product.

14. TRANSPORT INFORMATION

DOT (US)

UN number: 1400 Class: 4.3 Packing group: II
Proper shipping name: Barium
Reportable Quantity (RQ) : 1000 lbs

Poison Inhalation Hazard: No

IMDG

UN number: 1400 Class: 4.3 Packing group: II EMS-No: F-G, S-O
Proper shipping name: BARIUM

IATA

UN number: 1400 Class: 4.3 Packing group: II
Proper shipping name: Barium

15. REGULATORY INFORMATION

SARA 302 Components

No chemicals in this material are subject to the reporting requirements of SARA Title III, Section 302.

SARA 313 Components

The following components are subject to reporting levels established by SARA Title III, Section 313:

	CAS-No.	Revision Date
Barium	7440-39-3	2007-07-01

SARA 311/312 Hazards

Reactivity Hazard

Massachusetts Right To Know Components

	CAS-No.	Revision Date
Barium	7440-39-3	2007-07-01

Pennsylvania Right To Know Components

	CAS-No.	Revision Date
Barium	7440-39-3	2007-07-01

New Jersey Right To Know Components

	CAS-No.	Revision Date
Barium	7440-39-3	2007-07-01

16. OTHER INFORMATION

Full text of H-Statements referred to under sections 2 and 3.

H261 In contact with water releases flammable gases.

HMIS Rating

Health hazard:	0
Chronic Health Hazard:	
Flammability:	3
Physical Hazard	1

NFPA Rating

Health hazard:	0
Fire Hazard:	3
Reactivity Hazard:	1
Special hazard.I:	W

Further information

Copyright 2016 Sigma-Aldrich Co. LLC. License granted to make unlimited paper copies for internal use only.

The above information is believed to be correct but does not purport to be all inclusive and shall be used only as a guide. The information in this document is based on the present state of our knowledge and is applicable to the product with regard to appropriate safety precautions. It does not represent any guarantee of the properties of the product. Sigma-Aldrich Corporation and its Affiliates shall not be held liable for any damage resulting from handling or from contact with the above product. See www.sigma-aldrich.com and/or the reverse side of invoice or packing slip for additional terms and conditions of sale.

Preparation Information

Sigma-Aldrich Corporation
Product Safety – Americas Region
1-800-521-8956

Version: 6.1

Revision Date: 05/28/2017

Print Date: 06/28/2019

SAFETY DATA SHEET

Version 4.8

Revision Date 01/11/2018

Print Date 06/28/2019

1. PRODUCT AND COMPANY IDENTIFICATION

1.1 Product identifiers

Product name : Beryllium

Product Number : 378135

Brand : Aldrich

CAS-No. : 7440-41-7

1.2 Relevant identified uses of the substance or mixture and uses advised against

Identified uses : Laboratory chemicals, Synthesis of substances

1.3 Details of the supplier of the safety data sheet

Company : Sigma-Aldrich
3050 Spruce Street
SAINT LOUIS MO 63103
USA

Telephone : +1 800-325-5832

Fax : +1 800-325-5052

1.4 Emergency telephone number

Emergency Phone # : +1-703-527-3887 (CHEMTREC)

2. HAZARDS IDENTIFICATION

2.1 Classification of the substance or mixture

GHS Classification in accordance with 29 CFR 1910 (OSHA HCS)

Acute toxicity, Oral (Category 3), H301

Acute toxicity, Inhalation (Category 2), H330

Skin irritation (Category 2), H315

Eye irritation (Category 2A), H319

Skin sensitisation (Category 1), H317

Carcinogenicity (Category 1B), H350

Specific target organ toxicity - single exposure (Category 3), Respiratory system, H335

Specific target organ toxicity - repeated exposure (Category 1), H372

For the full text of the H-Statements mentioned in this Section, see Section 16.

2.2 GHS Label elements, including precautionary statements

Pictogram



Signal word

Danger

Hazard statement(s)

H301

Toxic if swallowed.

H315

Causes skin irritation.

H317

May cause an allergic skin reaction.

H319

Causes serious eye irritation.

H330

Fatal if inhaled.

H335

May cause respiratory irritation.

H350

May cause cancer.

H372

Causes damage to organs through prolonged or repeated exposure.

Precautionary statement(s)	
P201	Obtain special instructions before use.
P202	Do not handle until all safety precautions have been read and understood.
P260	Do not breathe dust/ fume/ gas/ mist/ vapours/ spray.
P264	Wash skin thoroughly after handling.
P270	Do not eat, drink or smoke when using this product.
P271	Use only outdoors or in a well-ventilated area.
P272	Contaminated work clothing should not be allowed out of the workplace.
P280	Wear protective gloves/ protective clothing/ eye protection/ face protection.
P284	Wear respiratory protection.
P301 + P310 + P330	IF SWALLOWED: Immediately call a POISON CENTER/doctor. Rinse mouth.
P302 + P352	IF ON SKIN: Wash with plenty of soap and water.
P304 + P340 + P310	IF INHALED: Remove person to fresh air and keep comfortable for breathing. Immediately call a POISON CENTER/doctor.
P305 + P351 + P338	IF IN EYES: Rinse cautiously with water for several minutes. Remove contact lenses, if present and easy to do. Continue rinsing.
P308 + P313	IF exposed or concerned: Get medical advice/ attention.
P333 + P313	If skin irritation or rash occurs: Get medical advice/ attention.
P337 + P313	If eye irritation persists: Get medical advice/ attention.
P362	Take off contaminated clothing and wash before reuse.
P403 + P233	Store in a well-ventilated place. Keep container tightly closed.
P405	Store locked up.
P501	Dispose of contents/ container to an approved waste disposal plant.

2.3 Hazards not otherwise classified (HNOC) or not covered by GHS - none

3. COMPOSITION/INFORMATION ON INGREDIENTS

3.1 Substances

Formula	: Be
Molecular weight	: 9.01 g/mol
CAS-No.	: 7440-41-7
EC-No.	: 231-150-7

Hazardous components

Component	Classification	Concentration
Beryllium foil		
	Acute Tox. 3; Acute Tox. 2; Skin Irrit. 2; Eye Irrit. 2A; Skin Sens. 1; Carc. 1B; STOT SE 3; STOT RE 1; H301, H315, H317, H319, H330, H335, H350, H372	90 - 100 %

For the full text of the H-Statements mentioned in this Section, see Section 16.

4. FIRST AID MEASURES

4.1 Description of first aid measures

General advice

Consult a physician. Show this safety data sheet to the doctor in attendance. Move out of dangerous area.

If inhaled

If breathed in, move person into fresh air. If not breathing, give artificial respiration. Consult a physician.

In case of skin contact

Wash off with soap and plenty of water. Take victim immediately to hospital. Consult a physician.

In case of eye contact

Rinse thoroughly with plenty of water for at least 15 minutes and consult a physician.

If swallowed

Never give anything by mouth to an unconscious person. Rinse mouth with water. Consult a physician.

4.2 Most important symptoms and effects, both acute and delayed

The most important known symptoms and effects are described in the labelling (see section 2.2) and/or in section 11

4.3 Indication of any immediate medical attention and special treatment needed

No data available

5. FIREFIGHTING MEASURES**5.1 Extinguishing media****Suitable extinguishing media**

Use water spray, alcohol-resistant foam, dry chemical or carbon dioxide.

5.2 Special hazards arising from the substance or mixture

No data available

5.3 Advice for firefighters

Wear self-contained breathing apparatus for firefighting if necessary.

5.4 Further information

No data available

6. ACCIDENTAL RELEASE MEASURES**6.1 Personal precautions, protective equipment and emergency procedures**

Wear respiratory protection. Avoid dust formation. Avoid breathing vapours, mist or gas. Ensure adequate ventilation. Evacuate personnel to safe areas. Avoid breathing dust. For personal protection see section 8.

6.2 Environmental precautions

Prevent further leakage or spillage if safe to do so. Do not let product enter drains.

6.3 Methods and materials for containment and cleaning up

Pick up and arrange disposal without creating dust. Sweep up and shovel. Keep in suitable, closed containers for disposal.

6.4 Reference to other sections

For disposal see section 13.

7. HANDLING AND STORAGE**7.1 Precautions for safe handling**

Avoid contact with skin and eyes. Avoid formation of dust and aerosols. Further processing of solid materials may result in the formation of combustible dusts. The potential for combustible dust formation should be taken into consideration before additional processing occurs. Provide appropriate exhaust ventilation at places where dust is formed. For precautions see section 2.2.

7.2 Conditions for safe storage, including any incompatibilities

Keep container tightly closed in a dry and well-ventilated place.

Keep in a dry place.

Storage class (TRGS 510): 4.1B: Flammable solid hazardous materials

7.3 Specific end use(s)

Apart from the uses mentioned in section 1.2 no other specific uses are stipulated

8. EXPOSURE CONTROLS/PERSONAL PROTECTION**8.1 Control parameters**

Components with workplace control parameters

Component	CAS-No.	Value	Control parameters	Basis
Beryllium foil	7440-41-7	TWA	2.000000 mg/m3	USA. Occupational Exposure Limits (OSHA) - Table Z-2
		CEIL	5.000000 mg/m3	USA. Occupational Exposure Limits (OSHA) - Table Z-2
		Peak	25.000000 mg/m3	USA. Occupational Exposure Limits (OSHA) - Table Z-2
		TWA	2.000000microg ram per cubic meter	USA. Occupational Exposure Limits (OSHA) - Table Z-2
	Remarks	Z27.29-1970		
		CEIL	5.000000microg ram per cubic meter	USA. Occupational Exposure Limits (OSHA) - Table Z-2
		Z27.29-1970		
		Peak	25.000000micro gram per cubic meter	USA. Occupational Exposure Limits (OSHA) - Table Z-2
		Z27.29-1970		
		TWA	0.000050 mg/m3	USA. ACGIH Threshold Limit Values (TLV)
		Beryllium sensitization Chronic beryllium disease (berylliosis) Confirmed human carcinogen Danger of cutaneous absorption Sensitizer		
		C	0.000500 mg/m3	USA. NIOSH Recommended Exposure Limits
		Potential Occupational Carcinogen See Appendix A		
		See Table Z-2		
		TWA	2.000000microg ram per cubic meter	USA. Occupational Exposure Limits (OSHA) - Table Z-2
		Z27.29-1970		
		TWA	2.000000microg ram per cubic meter	USA. Occupational Exposure Limits (OSHA) - Table Z-2
		Z27.29-1970		
		CEIL	5.000000microg ram per cubic meter	USA. Occupational Exposure Limits (OSHA) - Table Z-2
		Z27.29-1970		
		CEIL	5.000000microg ram per cubic meter	USA. Occupational Exposure Limits (OSHA) - Table Z-2
		Z27.29-1970		
		Peak	25.000000micro gram per cubic meter	USA. Occupational Exposure Limits (OSHA) - Table Z-2
		Z27.29-1970		
		Peak	25.000000micro gram per cubic meter	USA. Occupational Exposure Limits (OSHA) - Table Z-2
		Z27.29-1970		
		TWA	0.000050 mg/m3	USA. ACGIH Threshold Limit Values (TLV)
		Beryllium sensitization Chronic beryllium disease (berylliosis)		

		Adopted values or notations enclosed are those for which changes are proposed in the NIC See Notice of Intended Changes (NIC) Confirmed human carcinogen Danger of cutaneous absorption Sensitizer		
		C	0.000500 mg/m3	USA. NIOSH Recommended Exposure Limits
		Potential Occupational Carcinogen See Appendix A		
		See Table Z-2		
		TWA	2microgram per cubic meter	USA. Occupational Exposure Limits (OSHA) - Table Z-2
		Z27.29-1970		
		CEIL	5microgram per cubic meter	USA. Occupational Exposure Limits (OSHA) - Table Z-2
		Z27.29-1970		
		Peak	25microgram per cubic meter	USA. Occupational Exposure Limits (OSHA) - Table Z-2
		Z27.29-1970		
		C	0.0005 mg/m3	USA. NIOSH Recommended Exposure Limits
		Potential Occupational Carcinogen See Appendix A		
		PEL	0.0002 mg/m3	California permissible exposure limits for chemical contaminants (Title 8, Article 107)
		C	0.025 mg/m3	California permissible exposure limits for chemical contaminants (Title 8, Article 107)

8.2 Exposure controls

Appropriate engineering controls

Avoid contact with skin, eyes and clothing. Wash hands before breaks and immediately after handling the product.

Personal protective equipment

Eye/face protection

Face shield and safety glasses Use equipment for eye protection tested and approved under appropriate government standards such as NIOSH (US) or EN 166(EU).

Skin protection

Handle with gloves. Gloves must be inspected prior to use. Use proper glove removal technique (without touching glove's outer surface) to avoid skin contact with this product. Dispose of contaminated gloves after use in accordance with applicable laws and good laboratory practices. Wash and dry hands.

Full contact

Material: Nitrile rubber

Minimum layer thickness: 0.11 mm

Break through time: 480 min

Material tested:Dermatril® (KCL 740 / Aldrich Z677272, Size M)

Splash contact

Material: Nitrile rubber

Minimum layer thickness: 0.11 mm

Break through time: 480 min

Material tested:Dermatril® (KCL 740 / Aldrich Z677272, Size M)

data source: KCL GmbH, D-36124 Eichenzell, phone +49 (0)6659 87300, e-mail sales@kcl.de, test method: EN374

If used in solution, or mixed with other substances, and under conditions which differ from EN 374, contact the supplier of the CE approved gloves. This recommendation is advisory only and must be evaluated by an

industrial hygienist and safety officer familiar with the specific situation of anticipated use by our customers. It should not be construed as offering an approval for any specific use scenario.

Body Protection

Complete suit protecting against chemicals, The type of protective equipment must be selected according to the concentration and amount of the dangerous substance at the specific workplace.

Respiratory protection

Where risk assessment shows air-purifying respirators are appropriate use a full-face particle respirator type N100 (US) or type P3 (EN 143) respirator cartridges as a backup to engineering controls. If the respirator is the sole means of protection, use a full-face supplied air respirator. Use respirators and components tested and approved under appropriate government standards such as NIOSH (US) or CEN (EU).

Control of environmental exposure

Prevent further leakage or spillage if safe to do so. Do not let product enter drains.

9. PHYSICAL AND CHEMICAL PROPERTIES

9.1 Information on basic physical and chemical properties

- | | |
|---|---|
| a) Appearance | Form: powder
Colour: grey |
| b) Odour | odourless |
| c) Odour Threshold | No data available |
| d) pH | No data available |
| e) Melting point/freezing point | Melting point/range: 1,278 °C (2,332 °F) - lit. |
| f) Initial boiling point and boiling range | 2,970 °C (5,378 °F) - lit. |
| g) Flash point | No data available |
| h) Evaporation rate | No data available |
| i) Flammability (solid, gas) | No data available |
| j) Upper/lower flammability or explosive limits | No data available |
| k) Vapour pressure | No data available |
| l) Vapour density | No data available |
| m) Relative density | 1.85 g/cm ³ at 25 °C (77 °F) |
| n) Water solubility | No data available |
| o) Partition coefficient: n-octanol/water | No data available |
| p) Auto-ignition temperature | No data available |
| q) Decomposition temperature | No data available |
| r) Viscosity | No data available |
| s) Explosive properties | No data available |
| t) Oxidizing properties | No data available |

9.2 Other safety information

No data available

10. STABILITY AND REACTIVITY

10.1 Reactivity

No data available

10.2 Chemical stability

Stable under recommended storage conditions.

10.3 Possibility of hazardous reactions

No data available

10.4 Conditions to avoid

No data available

10.5 Incompatible materials

Alkali metals

10.6 Hazardous decomposition products

Hazardous decomposition products formed under fire conditions. - Beryllium oxides

Other decomposition products - No data available

In the event of fire: see section 5

11. TOXICOLOGICAL INFORMATION

11.1 Information on toxicological effects

Acute toxicity

No data available

Inhalation: No data available

Dermal: No data available

LD50 Intravenous - Rat - 0.496 mg/kg

Remarks: Liver:Hepatitis (hepatocellular necrosis), zonal.

Skin corrosion/irritation

No data available

Serious eye damage/eye irritation

No data available

Respiratory or skin sensitisation

No data available

Germ cell mutagenicity

Hamster

Lungs

Result: negative

Carcinogenicity

Carcinogenicity - Rat - Intratracheal

Tumorigenic:Neoplastic by RTECS criteria. Lungs, Thorax, or Respiration:Tumors. Lungs, Thorax, or Respiration:Bronchiogenic carcinoma.

Carcinogenicity - Rabbit - Intravenous

Tumorigenic:Equivocal tumorigenic agent by RTECS criteria. Musculoskeletal:Tumors.

Possible human carcinogen

IARC: 1 - Group 1: Carcinogenic to humans (Beryllium foil)

NTP: Known - Known to be human carcinogen (Beryllium foil)

Known - Known to be human carcinogenThe reference note has been added by TD based on the background information of the NTP. (Beryllium foil)

OSHA: No component of this product present at levels greater than or equal to 0.1% is on OSHA's list of regulated carcinogens.

Reproductive toxicity

No data available

No data available

Specific target organ toxicity - single exposure

No data available

Specific target organ toxicity - repeated exposure

No data available

Aspiration hazard

No data available

Additional Information

RTECS: DS1750000

12. ECOLOGICAL INFORMATION**12.1 Toxicity**

No data available

12.2 Persistence and degradability

No data available

12.3 Bioaccumulative potential

No data available

12.4 Mobility in soil

No data available

12.5 Results of PBT and vPvB assessment

PBT/vPvB assessment not available as chemical safety assessment not required/not conducted

12.6 Other adverse effects

No data available

13. DISPOSAL CONSIDERATIONS**13.1 Waste treatment methods****Product**

Offer surplus and non-recyclable solutions to a licensed disposal company. Contact a licensed professional waste disposal service to dispose of this material. Dissolve or mix the material with a combustible solvent and burn in a chemical incinerator equipped with an afterburner and scrubber.

Contaminated packaging

Dispose of as unused product.

14. TRANSPORT INFORMATION**DOT (US)**

UN number: 1567 Class: 6.1 (4.1) Packing group: II
Proper shipping name: Beryllium, powder
Reportable Quantity (RQ): 10 lbs
Poison Inhalation Hazard: No

IMDG

UN number: 1567 Class: 6.1 (4.1) Packing group: II EMS-No: F-G, S-G
Proper shipping name: BERYLLIUM POWDER

IATA

UN number: 1567 Class: 6.1 (4.1) Packing group: II
Proper shipping name: Beryllium powder

15. REGULATORY INFORMATION**SARA 302 Components**

No chemicals in this material are subject to the reporting requirements of SARA Title III, Section 302.

SARA 313 Components

The following components are subject to reporting levels established by SARA Title III, Section 313:

	CAS-No.	Revision Date
Beryllium foil	7440-41-7	1993-04-24

SARA 311/312 Hazards

Acute Health Hazard, Chronic Health Hazard

Massachusetts Right To Know Components

	CAS-No.	Revision Date
Beryllium foil	7440-41-7	1993-04-24

Pennsylvania Right To Know Components

	CAS-No.	Revision Date
Beryllium foil	7440-41-7	1993-04-24

	CAS-No.	Revision Date
Beryllium foil	7440-41-7	1993-04-24

New Jersey Right To Know Components

	CAS-No.	Revision Date
Beryllium foil	7440-41-7	1993-04-24

California Prop. 65 Components

WARNING! This product contains a chemical known to the State of California to cause cancer.

	CAS-No.	Revision Date
Beryllium foil	7440-41-7	2008-10-10

16. OTHER INFORMATION

Full text of H-Statements referred to under sections 2 and 3.

Acute Tox.	Acute toxicity
Carc.	Carcinogenicity
Eye Irrit.	Eye irritation
H301	Toxic if swallowed.
H315	Causes skin irritation.
H317	May cause an allergic skin reaction.
H319	Causes serious eye irritation.
H330	Fatal if inhaled.
H335	May cause respiratory irritation.
H350	May cause cancer.
H372	Causes damage to organs through prolonged or repeated exposure.
Skin Irrit.	Skin irritation
Skin Sens.	Skin sensitisation

HMIS Rating

Health hazard:	4
Chronic Health Hazard:	*
Flammability:	0
Physical Hazard	0

NFPA Rating

Health hazard:	4
Fire Hazard:	3
Reactivity Hazard:	3

Further information

Copyright 2016 Sigma-Aldrich Co. LLC. License granted to make unlimited paper copies for internal use only. The above information is believed to be correct but does not purport to be all inclusive and shall be used only as a guide. The information in this document is based on the present state of our knowledge and is applicable to the product with regard to appropriate safety precautions. It does not represent any guarantee of the properties of the product. Sigma-Aldrich Corporation and its Affiliates shall not be held liable for any damage resulting from handling or from contact with the above product. See www.sigma-aldrich.com and/or the reverse side of invoice or packing slip for additional terms and conditions of sale.

Preparation Information

Sigma-Aldrich Corporation
Product Safety – Americas Region
1-800-521-8956

Version: 4.8

Revision Date: 01/11/2018

Print Date: 06/28/2019

SAFETY DATA SHEET

Version 4.8

Revision Date 01/11/2018

Print Date 06/28/2019

1. PRODUCT AND COMPANY IDENTIFICATION

1.1 Product identifiers

Product name : Beryllium

Product Number : 378135

Brand : Aldrich

CAS-No. : 7440-41-7

1.2 Relevant identified uses of the substance or mixture and uses advised against

Identified uses : Laboratory chemicals, Synthesis of substances

1.3 Details of the supplier of the safety data sheet

Company : Sigma-Aldrich
3050 Spruce Street
SAINT LOUIS MO 63103
USA

Telephone : +1 800-325-5832

Fax : +1 800-325-5052

1.4 Emergency telephone number

Emergency Phone # : +1-703-527-3887 (CHEMTREC)

2. HAZARDS IDENTIFICATION

2.1 Classification of the substance or mixture

GHS Classification in accordance with 29 CFR 1910 (OSHA HCS)

Acute toxicity, Oral (Category 3), H301

Acute toxicity, Inhalation (Category 2), H330

Skin irritation (Category 2), H315

Eye irritation (Category 2A), H319

Skin sensitisation (Category 1), H317

Carcinogenicity (Category 1B), H350

Specific target organ toxicity - single exposure (Category 3), Respiratory system, H335

Specific target organ toxicity - repeated exposure (Category 1), H372

For the full text of the H-Statements mentioned in this Section, see Section 16.

2.2 GHS Label elements, including precautionary statements

Pictogram



Signal word

Danger

Hazard statement(s)

H301

Toxic if swallowed.

H315

Causes skin irritation.

H317

May cause an allergic skin reaction.

H319

Causes serious eye irritation.

H330

Fatal if inhaled.

H335

May cause respiratory irritation.

H350

May cause cancer.

H372

Causes damage to organs through prolonged or repeated exposure.

Precautionary statement(s)	
P201	Obtain special instructions before use.
P202	Do not handle until all safety precautions have been read and understood.
P260	Do not breathe dust/ fume/ gas/ mist/ vapours/ spray.
P264	Wash skin thoroughly after handling.
P270	Do not eat, drink or smoke when using this product.
P271	Use only outdoors or in a well-ventilated area.
P272	Contaminated work clothing should not be allowed out of the workplace.
P280	Wear protective gloves/ protective clothing/ eye protection/ face protection.
P284	Wear respiratory protection.
P301 + P310 + P330	IF SWALLOWED: Immediately call a POISON CENTER/doctor. Rinse mouth.
P302 + P352	IF ON SKIN: Wash with plenty of soap and water.
P304 + P340 + P310	IF INHALED: Remove person to fresh air and keep comfortable for breathing. Immediately call a POISON CENTER/doctor.
P305 + P351 + P338	IF IN EYES: Rinse cautiously with water for several minutes. Remove contact lenses, if present and easy to do. Continue rinsing.
P308 + P313	IF exposed or concerned: Get medical advice/ attention.
P333 + P313	If skin irritation or rash occurs: Get medical advice/ attention.
P337 + P313	If eye irritation persists: Get medical advice/ attention.
P362	Take off contaminated clothing and wash before reuse.
P403 + P233	Store in a well-ventilated place. Keep container tightly closed.
P405	Store locked up.
P501	Dispose of contents/ container to an approved waste disposal plant.

2.3 Hazards not otherwise classified (HNOC) or not covered by GHS - none

3. COMPOSITION/INFORMATION ON INGREDIENTS

3.1 Substances

Formula	: Be
Molecular weight	: 9.01 g/mol
CAS-No.	: 7440-41-7
EC-No.	: 231-150-7

Hazardous components

Component	Classification	Concentration
Beryllium foil		
	Acute Tox. 3; Acute Tox. 2; Skin Irrit. 2; Eye Irrit. 2A; Skin Sens. 1; Carc. 1B; STOT SE 3; STOT RE 1; H301, H315, H317, H319, H330, H335, H350, H372	90 - 100 %

For the full text of the H-Statements mentioned in this Section, see Section 16.

4. FIRST AID MEASURES

4.1 Description of first aid measures

General advice

Consult a physician. Show this safety data sheet to the doctor in attendance. Move out of dangerous area.

If inhaled

If breathed in, move person into fresh air. If not breathing, give artificial respiration. Consult a physician.

In case of skin contact

Wash off with soap and plenty of water. Take victim immediately to hospital. Consult a physician.

In case of eye contact

Rinse thoroughly with plenty of water for at least 15 minutes and consult a physician.

If swallowed

Never give anything by mouth to an unconscious person. Rinse mouth with water. Consult a physician.

4.2 Most important symptoms and effects, both acute and delayed

The most important known symptoms and effects are described in the labelling (see section 2.2) and/or in section 11

4.3 Indication of any immediate medical attention and special treatment needed

No data available

5. FIREFIGHTING MEASURES**5.1 Extinguishing media****Suitable extinguishing media**

Use water spray, alcohol-resistant foam, dry chemical or carbon dioxide.

5.2 Special hazards arising from the substance or mixture

No data available

5.3 Advice for firefighters

Wear self-contained breathing apparatus for firefighting if necessary.

5.4 Further information

No data available

6. ACCIDENTAL RELEASE MEASURES**6.1 Personal precautions, protective equipment and emergency procedures**

Wear respiratory protection. Avoid dust formation. Avoid breathing vapours, mist or gas. Ensure adequate ventilation. Evacuate personnel to safe areas. Avoid breathing dust. For personal protection see section 8.

6.2 Environmental precautions

Prevent further leakage or spillage if safe to do so. Do not let product enter drains.

6.3 Methods and materials for containment and cleaning up

Pick up and arrange disposal without creating dust. Sweep up and shovel. Keep in suitable, closed containers for disposal.

6.4 Reference to other sections

For disposal see section 13.

7. HANDLING AND STORAGE**7.1 Precautions for safe handling**

Avoid contact with skin and eyes. Avoid formation of dust and aerosols. Further processing of solid materials may result in the formation of combustible dusts. The potential for combustible dust formation should be taken into consideration before additional processing occurs. Provide appropriate exhaust ventilation at places where dust is formed. For precautions see section 2.2.

7.2 Conditions for safe storage, including any incompatibilities

Keep container tightly closed in a dry and well-ventilated place.

Keep in a dry place.

Storage class (TRGS 510): 4.1B: Flammable solid hazardous materials

7.3 Specific end use(s)

Apart from the uses mentioned in section 1.2 no other specific uses are stipulated

8. EXPOSURE CONTROLS/PERSONAL PROTECTION**8.1 Control parameters**

Components with workplace control parameters

Component	CAS-No.	Value	Control parameters	Basis
Beryllium foil	7440-41-7	TWA	2.000000 mg/m3	USA. Occupational Exposure Limits (OSHA) - Table Z-2
		CEIL	5.000000 mg/m3	USA. Occupational Exposure Limits (OSHA) - Table Z-2
		Peak	25.000000 mg/m3	USA. Occupational Exposure Limits (OSHA) - Table Z-2
		TWA	2.000000microg ram per cubic meter	USA. Occupational Exposure Limits (OSHA) - Table Z-2
	Remarks	Z27.29-1970		
		CEIL	5.000000microg ram per cubic meter	USA. Occupational Exposure Limits (OSHA) - Table Z-2
		Z27.29-1970		
		Peak	25.000000micro gram per cubic meter	USA. Occupational Exposure Limits (OSHA) - Table Z-2
		Z27.29-1970		
		TWA	0.000050 mg/m3	USA. ACGIH Threshold Limit Values (TLV)
		Beryllium sensitization Chronic beryllium disease (berylliosis) Confirmed human carcinogen Danger of cutaneous absorption Sensitizer		
		C	0.000500 mg/m3	USA. NIOSH Recommended Exposure Limits
		Potential Occupational Carcinogen See Appendix A		
		See Table Z-2		
		TWA	2.000000microg ram per cubic meter	USA. Occupational Exposure Limits (OSHA) - Table Z-2
		Z27.29-1970		
		TWA	2.000000microg ram per cubic meter	USA. Occupational Exposure Limits (OSHA) - Table Z-2
		Z27.29-1970		
		CEIL	5.000000microg ram per cubic meter	USA. Occupational Exposure Limits (OSHA) - Table Z-2
		Z27.29-1970		
		CEIL	5.000000microg ram per cubic meter	USA. Occupational Exposure Limits (OSHA) - Table Z-2
		Z27.29-1970		
		Peak	25.000000micro gram per cubic meter	USA. Occupational Exposure Limits (OSHA) - Table Z-2
		Z27.29-1970		
		Peak	25.000000micro gram per cubic meter	USA. Occupational Exposure Limits (OSHA) - Table Z-2
		Z27.29-1970		
		TWA	0.000050 mg/m3	USA. ACGIH Threshold Limit Values (TLV)
		Beryllium sensitization Chronic beryllium disease (berylliosis)		

		Adopted values or notations enclosed are those for which changes are proposed in the NIC See Notice of Intended Changes (NIC) Confirmed human carcinogen Danger of cutaneous absorption Sensitizer		
		C	0.000500 mg/m3	USA. NIOSH Recommended Exposure Limits
		Potential Occupational Carcinogen See Appendix A		
		See Table Z-2		
		TWA	2microgram per cubic meter	USA. Occupational Exposure Limits (OSHA) - Table Z-2
		Z27.29-1970		
		CEIL	5microgram per cubic meter	USA. Occupational Exposure Limits (OSHA) - Table Z-2
		Z27.29-1970		
		Peak	25microgram per cubic meter	USA. Occupational Exposure Limits (OSHA) - Table Z-2
		Z27.29-1970		
		C	0.0005 mg/m3	USA. NIOSH Recommended Exposure Limits
		Potential Occupational Carcinogen See Appendix A		
		PEL	0.0002 mg/m3	California permissible exposure limits for chemical contaminants (Title 8, Article 107)
		C	0.025 mg/m3	California permissible exposure limits for chemical contaminants (Title 8, Article 107)

8.2 Exposure controls

Appropriate engineering controls

Avoid contact with skin, eyes and clothing. Wash hands before breaks and immediately after handling the product.

Personal protective equipment

Eye/face protection

Face shield and safety glasses Use equipment for eye protection tested and approved under appropriate government standards such as NIOSH (US) or EN 166(EU).

Skin protection

Handle with gloves. Gloves must be inspected prior to use. Use proper glove removal technique (without touching glove's outer surface) to avoid skin contact with this product. Dispose of contaminated gloves after use in accordance with applicable laws and good laboratory practices. Wash and dry hands.

Full contact

Material: Nitrile rubber

Minimum layer thickness: 0.11 mm

Break through time: 480 min

Material tested:Dermatril® (KCL 740 / Aldrich Z677272, Size M)

Splash contact

Material: Nitrile rubber

Minimum layer thickness: 0.11 mm

Break through time: 480 min

Material tested:Dermatril® (KCL 740 / Aldrich Z677272, Size M)

data source: KCL GmbH, D-36124 Eichenzell, phone +49 (0)6659 87300, e-mail sales@kcl.de, test method: EN374

If used in solution, or mixed with other substances, and under conditions which differ from EN 374, contact the supplier of the CE approved gloves. This recommendation is advisory only and must be evaluated by an

industrial hygienist and safety officer familiar with the specific situation of anticipated use by our customers. It should not be construed as offering an approval for any specific use scenario.

Body Protection

Complete suit protecting against chemicals, The type of protective equipment must be selected according to the concentration and amount of the dangerous substance at the specific workplace.

Respiratory protection

Where risk assessment shows air-purifying respirators are appropriate use a full-face particle respirator type N100 (US) or type P3 (EN 143) respirator cartridges as a backup to engineering controls. If the respirator is the sole means of protection, use a full-face supplied air respirator. Use respirators and components tested and approved under appropriate government standards such as NIOSH (US) or CEN (EU).

Control of environmental exposure

Prevent further leakage or spillage if safe to do so. Do not let product enter drains.

9. PHYSICAL AND CHEMICAL PROPERTIES

9.1 Information on basic physical and chemical properties

- | | |
|---|---|
| a) Appearance | Form: powder
Colour: grey |
| b) Odour | odourless |
| c) Odour Threshold | No data available |
| d) pH | No data available |
| e) Melting point/freezing point | Melting point/range: 1,278 °C (2,332 °F) - lit. |
| f) Initial boiling point and boiling range | 2,970 °C (5,378 °F) - lit. |
| g) Flash point | No data available |
| h) Evaporation rate | No data available |
| i) Flammability (solid, gas) | No data available |
| j) Upper/lower flammability or explosive limits | No data available |
| k) Vapour pressure | No data available |
| l) Vapour density | No data available |
| m) Relative density | 1.85 g/cm ³ at 25 °C (77 °F) |
| n) Water solubility | No data available |
| o) Partition coefficient: n-octanol/water | No data available |
| p) Auto-ignition temperature | No data available |
| q) Decomposition temperature | No data available |
| r) Viscosity | No data available |
| s) Explosive properties | No data available |
| t) Oxidizing properties | No data available |

9.2 Other safety information

No data available

10. STABILITY AND REACTIVITY

10.1 Reactivity

No data available

10.2 Chemical stability

Stable under recommended storage conditions.

10.3 Possibility of hazardous reactions

No data available

10.4 Conditions to avoid

No data available

10.5 Incompatible materials

Alkali metals

10.6 Hazardous decomposition products

Hazardous decomposition products formed under fire conditions. - Beryllium oxides

Other decomposition products - No data available

In the event of fire: see section 5

11. TOXICOLOGICAL INFORMATION

11.1 Information on toxicological effects

Acute toxicity

No data available

Inhalation: No data available

Dermal: No data available

LD50 Intravenous - Rat - 0.496 mg/kg

Remarks: Liver:Hepatitis (hepatocellular necrosis), zonal.

Skin corrosion/irritation

No data available

Serious eye damage/eye irritation

No data available

Respiratory or skin sensitisation

No data available

Germ cell mutagenicity

Hamster

Lungs

Result: negative

Carcinogenicity

Carcinogenicity - Rat - Intratracheal

Tumorigenic:Neoplastic by RTECS criteria. Lungs, Thorax, or Respiration:Tumors. Lungs, Thorax, or Respiration:Bronchiogenic carcinoma.

Carcinogenicity - Rabbit - Intravenous

Tumorigenic:Equivocal tumorigenic agent by RTECS criteria. Musculoskeletal:Tumors.

Possible human carcinogen

IARC: 1 - Group 1: Carcinogenic to humans (Beryllium foil)

NTP: Known - Known to be human carcinogen (Beryllium foil)

Known - Known to be human carcinogenThe reference note has been added by TD based on the background information of the NTP. (Beryllium foil)

OSHA: No component of this product present at levels greater than or equal to 0.1% is on OSHA's list of regulated carcinogens.

Reproductive toxicity

No data available

No data available

Specific target organ toxicity - single exposure

No data available

Specific target organ toxicity - repeated exposure

No data available

Aspiration hazard

No data available

Additional Information

RTECS: DS1750000

12. ECOLOGICAL INFORMATION**12.1 Toxicity**

No data available

12.2 Persistence and degradability

No data available

12.3 Bioaccumulative potential

No data available

12.4 Mobility in soil

No data available

12.5 Results of PBT and vPvB assessment

PBT/vPvB assessment not available as chemical safety assessment not required/not conducted

12.6 Other adverse effects

No data available

13. DISPOSAL CONSIDERATIONS**13.1 Waste treatment methods****Product**

Offer surplus and non-recyclable solutions to a licensed disposal company. Contact a licensed professional waste disposal service to dispose of this material. Dissolve or mix the material with a combustible solvent and burn in a chemical incinerator equipped with an afterburner and scrubber.

Contaminated packaging

Dispose of as unused product.

14. TRANSPORT INFORMATION**DOT (US)**

UN number: 1567 Class: 6.1 (4.1) Packing group: II
Proper shipping name: Beryllium, powder
Reportable Quantity (RQ): 10 lbs
Poison Inhalation Hazard: No

IMDG

UN number: 1567 Class: 6.1 (4.1) Packing group: II EMS-No: F-G, S-G
Proper shipping name: BERYLLIUM POWDER

IATA

UN number: 1567 Class: 6.1 (4.1) Packing group: II
Proper shipping name: Beryllium powder

15. REGULATORY INFORMATION**SARA 302 Components**

No chemicals in this material are subject to the reporting requirements of SARA Title III, Section 302.

SARA 313 Components

The following components are subject to reporting levels established by SARA Title III, Section 313:

	CAS-No.	Revision Date
Beryllium foil	7440-41-7	1993-04-24

SARA 311/312 Hazards

Acute Health Hazard, Chronic Health Hazard

Massachusetts Right To Know Components

	CAS-No.	Revision Date
Beryllium foil	7440-41-7	1993-04-24

Pennsylvania Right To Know Components

	CAS-No.	Revision Date
Beryllium foil	7440-41-7	1993-04-24

	CAS-No.	Revision Date
Beryllium foil	7440-41-7	1993-04-24

New Jersey Right To Know Components

	CAS-No.	Revision Date
Beryllium foil	7440-41-7	1993-04-24

California Prop. 65 Components

WARNING! This product contains a chemical known to the State of California to cause cancer.

	CAS-No.	Revision Date
Beryllium foil	7440-41-7	2008-10-10

16. OTHER INFORMATION

Full text of H-Statements referred to under sections 2 and 3.

Acute Tox.	Acute toxicity
Carc.	Carcinogenicity
Eye Irrit.	Eye irritation
H301	Toxic if swallowed.
H315	Causes skin irritation.
H317	May cause an allergic skin reaction.
H319	Causes serious eye irritation.
H330	Fatal if inhaled.
H335	May cause respiratory irritation.
H350	May cause cancer.
H372	Causes damage to organs through prolonged or repeated exposure.
Skin Irrit.	Skin irritation
Skin Sens.	Skin sensitisation

HMIS Rating

Health hazard:	4
Chronic Health Hazard:	*
Flammability:	0
Physical Hazard	0

NFPA Rating

Health hazard:	4
Fire Hazard:	3
Reactivity Hazard:	3

Further information

Copyright 2016 Sigma-Aldrich Co. LLC. License granted to make unlimited paper copies for internal use only. The above information is believed to be correct but does not purport to be all inclusive and shall be used only as a guide. The information in this document is based on the present state of our knowledge and is applicable to the product with regard to appropriate safety precautions. It does not represent any guarantee of the properties of the product. Sigma-Aldrich Corporation and its Affiliates shall not be held liable for any damage resulting from handling or from contact with the above product. See www.sigma-aldrich.com and/or the reverse side of invoice or packing slip for additional terms and conditions of sale.

Preparation Information

Sigma-Aldrich Corporation
Product Safety – Americas Region
1-800-521-8956

Version: 4.8

Revision Date: 01/11/2018

Print Date: 06/28/2019



Fisher Scientific

Part of Thermo Fisher Scientific

SAFETY DATA SHEET

Creation Date 13-Sep-2013

Revision Date 21-Jul-2015

Revision Number 2

1. Identification

Product Name Chromium

Cat No. : C318-500

Synonyms Chrome

Recommended Use Laboratory chemicals.

Uses advised against No Information available

Details of the supplier of the safety data sheet

Company

Fisher Scientific
One Reagent Lane
Fair Lawn, NJ 07410
Tel: (201) 796-7100

Emergency Telephone Number

CHEMTREC®, Inside the USA: 800-424-9300
CHEMTREC®, Outside the USA: 001-703-527-3887

2. Hazard(s) identification

Classification

This chemical is considered hazardous by the 2012 OSHA Hazard Communication Standard (29 CFR 1910.1200)

Specific target organ toxicity (single exposure)
Target Organs - Respiratory system.

Category 3

Label Elements

Signal Word

Warning

Hazard Statements

May cause respiratory irritation



Precautionary Statements

Prevention

Avoid breathing dust/fume/gas/mist/vapors/spray
Use only outdoors or in a well-ventilated area

Inhalation

IF INHALED: Remove victim to fresh air and keep at rest in a position comfortable for breathing
Call a POISON CENTER or doctor/physician if you feel unwell

Storage

Store in a well-ventilated place. Keep container tightly closed
Store locked up

Disposal

Dispose of contents/container to an approved waste disposal plant

Hazards not otherwise classified (HNOC)

Very toxic to aquatic life

3. Composition / information on ingredients

Component	CAS-No	Weight %
Chromium	7440-47-3	>95

4. First-aid measures

General Advice	If symptoms persist, call a physician.
Eye Contact	Rinse immediately with plenty of water, also under the eyelids, for at least 15 minutes. Obtain medical attention.
Skin Contact	Wash off immediately with plenty of water for at least 15 minutes. Obtain medical attention.
Inhalation	Move to fresh air. If breathing is difficult, give oxygen. Obtain medical attention.
Ingestion	Do not induce vomiting. Obtain medical attention.
Most important symptoms/effects	None reasonably foreseeable.
Notes to Physician	Treat symptomatically

5. Fire-fighting measures

Unsuitable Extinguishing Media	Carbon dioxide (CO ₂)
Flash Point	Not applicable
Method -	No information available
Autoignition Temperature	Not applicable
Explosion Limits	
Upper	No data available
Lower	No data available
Sensitivity to Mechanical Impact	No information available
Sensitivity to Static Discharge	No information available

Specific Hazards Arising from the Chemical

Dust can form an explosive mixture in air. Do not allow run-off from fire fighting to enter drains or water courses.

Hazardous Combustion Products

Chromium oxide

Protective Equipment and Precautions for Firefighters

As in any fire, wear self-contained breathing apparatus pressure-demand, MSHA/NIOSH (approved or equivalent) and full protective gear.

NFPA

Health
2

Flammability
1

Instability
1

Physical hazards
N/A

6. Accidental release measures

Personal Precautions	Ensure adequate ventilation. Use personal protective equipment. Avoid dust formation.
Environmental Precautions	Do not flush into surface water or sanitary sewer system. Do not allow material to contaminate ground water system. Prevent product from entering drains. Local authorities should be advised if significant spillages cannot be contained. See Section 12 for additional ecological information. Avoid release to the environment. Collect spillage.

Methods for Containment and Clean Up	Avoid dust formation. Sweep up or vacuum up spillage and collect in suitable container for disposal. Keep in suitable, closed containers for disposal.
---	--

7. Handling and storage

Handling	Avoid dust formation. Wear personal protective equipment. Ensure adequate ventilation. Do not get in eyes, on skin, or on clothing. Avoid ingestion and inhalation.
Storage	Keep containers tightly closed in a dry, cool and well-ventilated place. Store under an inert atmosphere.

8. Exposure controls / personal protection

Exposure Guidelines

Component	ACGIH TLV	OSHA PEL	NIOSH IDLH
Chromium	TWA: 0.5 mg/m ³	(Vacated) TWA: 1 mg/m ³ TWA: 1 mg/m ³	IDLH: 250 mg/m ³ TWA: 0.5 mg/m ³

Component	Quebec	Mexico OEL (TWA)	Ontario TWA EV
Chromium	TWA: 0.5 mg/m ³	TWA: 0.5 mg/m ³	TWA: 0.5 mg/m ³

Legend

ACGIH - American Conference of Governmental Industrial Hygienists

OSHA - Occupational Safety and Health Administration

NIOSH IDLH: The National Institute for Occupational Safety and Health Immediately Dangerous to Life or Health

Engineering Measures	Ensure adequate ventilation, especially in confined areas. Ensure that eyewash stations and safety showers are close to the workstation location.
-----------------------------	---

Personal Protective Equipment

Eye/face Protection	Wear appropriate protective eyeglasses or chemical safety goggles as described by OSHA's eye and face protection regulations in 29 CFR 1910.133 or European Standard EN166.
Skin and body protection	Wear appropriate protective gloves and clothing to prevent skin exposure.
Respiratory Protection	Follow the OSHA respirator regulations found in 29 CFR 1910.134 or European Standard EN 149. Use a NIOSH/MSHA or European Standard EN 149 approved respirator if exposure limits are exceeded or if irritation or other symptoms are experienced.
Hygiene Measures	Handle in accordance with good industrial hygiene and safety practice.

9. Physical and chemical properties

Physical State	Powder
Appearance	Silver
Odor	Odorless
Odor Threshold	No information available
pH	No information available
Melting Point/Range	1857.2 °C / 3375 °F

Boiling Point/Range	2640 °C / 4784 °F
Flash Point	Not applicable
Evaporation Rate	Not applicable
Flammability (solid,gas)	No information available
Flammability or explosive limits	
Upper	No data available
Lower	No data available
Vapor Pressure	No information available
Vapor Density	Not applicable
Relative Density	7.2
Solubility	Insoluble in water
Partition coefficient; n-octanol/water	No data available
Autoignition Temperature	Not applicable
Decomposition Temperature	No information available
Viscosity	Not applicable
Molecular Formula	Cr
Molecular Weight	51.996

10. Stability and reactivity

Reactive Hazard	None known, based on information available
Stability	Sensitive to air.
Conditions to Avoid	Incompatible products. Excess heat. Avoid dust formation.
Incompatible Materials	Strong oxidizing agents, Strong acids
Hazardous Decomposition Products	Chromium oxide
Hazardous Polymerization	Hazardous polymerization does not occur.
Hazardous Reactions	None under normal processing.

11. Toxicological information

Acute Toxicity

Component Information	
Toxicologically Synergistic Products	No information available
<u>Delayed and immediate effects as well as chronic effects from short and long-term exposure</u>	

Irritation	May cause irritation of respiratory tract
Sensitization	No information available
Carcinogenicity	The table below indicates whether each agency has listed any ingredient as a carcinogen.

Component	CAS-No	IARC	NTP	ACGIH	OSHA	Mexico
Chromium	7440-47-3	Not listed	Not listed	Not listed	Not listed	Not listed

Mutagenic Effects	No information available
Reproductive Effects	No information available.
Developmental Effects	No information available.
Teratogenicity	No information available.
STOT - single exposure	Respiratory system
STOT - repeated exposure	None known

Aspiration hazard No information available

Symptoms / effects, both acute and delayed No information available

Endocrine Disruptor Information No information available

Other Adverse Effects The toxicological properties have not been fully investigated. See actual entry in RTECS for complete information.

12. Ecological information

Ecotoxicity

The product contains following substances which are hazardous for the environment. Very toxic to aquatic organisms.

Component	Freshwater Algae	Freshwater Fish	Microtox	Water Flea
Chromium	Not listed	LC50: 14.3 mg/l/96 H (Pimephales promelas)	Not listed	EC50: 0.07 mg/l/48 H

Persistence and Degradability Insoluble in water
Bioaccumulation/ Accumulation No information available.

Mobility Is not likely mobile in the environment due its low water solubility.

13. Disposal considerations

Waste Disposal Methods Chemical waste generators must determine whether a discarded chemical is classified as a hazardous waste. Chemical waste generators must also consult local, regional, and national hazardous waste regulations to ensure complete and accurate classification.

14. Transport information

DOT

UN-No UN3077
Proper Shipping Name ENVIRONMENTALLY HAZARDOUS SUBSTANCES, SOLID, N.O.S.
Proper technical name Chromium
Hazard Class 9
Packing Group III

TDG

UN-No UN3077
Proper Shipping Name ENVIRONMENTALLY HAZARDOUS SUBSTANCES, SOLID, N.O.S.
Hazard Class 9
Packing Group III

IATA

UN-No UN3077
Proper Shipping Name Environmentally hazardous substance, solid, n.o.s
Hazard Class 9
Packing Group III

IMDG/IMO

UN-No UN3077
Proper Shipping Name Environmentally hazardous substance, solid, n.o.s
Hazard Class 9
Packing Group III

15. Regulatory information

International Inventories

Component	TSCA	DSL	NDSL	EINECS	ELINCS	NLP	PICCS	ENCS	AICS	IECSC	KECL
Chromium	X	X	-	231-157-5	-		X	-	X	X	X

Legend:

X - Listed

E - Indicates a substance that is the subject of a Section 5(e) Consent order under TSCA.

F - Indicates a substance that is the subject of a Section 5(f) Rule under TSCA.

N - Indicates a polymeric substance containing no free-radical initiator in its inventory name but is considered to cover the designated polymer made with any free-radical initiator regardless of the amount used.

P - Indicates a commenced PMN substance

R - Indicates a substance that is the subject of a Section 6 risk management rule under TSCA.

S - Indicates a substance that is identified in a proposed or final Significant New Use Rule

T - Indicates a substance that is the subject of a Section 4 test rule under TSCA.

XU - Indicates a substance exempt from reporting under the Inventory Update Rule, i.e. Partial Updating of the TSCA Inventory Data Base Production and Site Reports (40 CFR 710(B)).

Y1 - Indicates an exempt polymer that has a number-average molecular weight of 1,000 or greater.

Y2 - Indicates an exempt polymer that is a polyester and is made only from reactants included in a specified list of low concern reactants that comprises one of the eligibility criteria for the exemption rule.

U.S. Federal Regulations

TSCA 12(b) Not applicable

SARA 313

Component	CAS-No	Weight %	SARA 313 - Threshold Values %
Chromium	7440-47-3	>95	1.0

SARA 311/312 Hazardous Categorization

Acute Health Hazard	Yes
Chronic Health Hazard	No
Fire Hazard	No
Sudden Release of Pressure Hazard	No
Reactive Hazard	No

Clean Water Act

Component	CWA - Hazardous Substances	CWA - Reportable Quantities	CWA - Toxic Pollutants	CWA - Priority Pollutants
Chromium	-	-	X	X

Clean Air Act

Component	HAPS Data	Class 1 Ozone Depletors	Class 2 Ozone Depletors
Chromium	X		-

OSHA Occupational Safety and Health Administration

Not applicable

CERCLA

Not applicable

Component	Hazardous Substances RQs	CERCLA EHS RQs
Chromium	5000 lb 10 lb	-

California Proposition 65 This product does not contain any Proposition 65 chemicals

State Right-to-Know

Component	Massachusetts	New Jersey	Pennsylvania	Illinois	Rhode Island
Chromium	X	X	X	X	X

U.S. Department of Transportation

Reportable Quantity (RQ): N
DOT Marine Pollutant N
DOT Severe Marine Pollutant N

U.S. Department of Homeland Security

This product does not contain any DHS chemicals.

Other International Regulations

Mexico - Grade No information available

Canada

This product has been classified in accordance with the hazard criteria of the Controlled Products Regulations (CPR) and the MSDS contains all the information required by the CPR

WHMIS Hazard Class D2B Toxic materials



16. Other information

Prepared By Regulatory Affairs
Thermo Fisher Scientific
Email: EMSDS.RA@thermofisher.com

Creation Date 13-Sep-2013

Revision Date 21-Jul-2015

Print Date 21-Jul-2015

Revision Summary This document has been updated to comply with the US OSHA HazCom 2012 Standard replacing the current legislation under 29 CFR 1910.1200 to align with the Globally Harmonized System of Classification and Labeling of Chemicals (GHS)

Disclaimer

The information provided on this Safety Data Sheet is correct to the best of our knowledge, information and belief at the date of its publication. The information given is designed only as a guide for safe handling, use, processing, storage, transportation, disposal and release and is not to be considered as a warranty or quality specification. The information relates only to the specific material designated and may not be valid for such material used in combination with any other material or in any process, unless specified in the text.

End of SDS

SAFETY DATA SHEET

Version 6.1
Revision Date 03/12/2019
Print Date 06/22/2019

SECTION 1: Identification of the substance/mixture and of the company/undertaking**1.1 Product identifiers**

Product name : Copper

Product Number : 31284
Brand : Aldrich
CAS-No. : 7440-50-8

1.2 Relevant identified uses of the substance or mixture and uses advised against

Identified uses : Laboratory chemicals, Synthesis of substances

1.3 Details of the supplier of the safety data sheet

Company : Sigma-Aldrich Inc.
3050 Spruce Street
ST. LOUIS MO 63103
UNITED STATES

Telephone : +1 314 771-5765
Fax : +1 800 325-5052

1.4 Emergency telephone number

Emergency Phone # : +1-703-527-3887

SECTION 2: Hazards identification**2.1 Classification of the substance or mixture**

Not a hazardous substance or mixture.

2.2 GHS Label elements, including precautionary statements

Not a hazardous substance or mixture.

2.3 Hazards not otherwise classified (HNOC) or not covered by GHS - none**SECTION 3: Composition/information on ingredients****3.1 Substances**

Formula : Cu
Molecular weight : 63.55 g/mol
CAS-No. : 7440-50-8
EC-No. : 231-159-6

Component	Classification	Concentration
-----------	----------------	---------------

Copper,		
		<= 100 %

SECTION 4: First aid measures

4.1 Description of first aid measures

If inhaled

If breathed in, move person into fresh air. If not breathing, give artificial respiration.

In case of skin contact

Wash off with soap and plenty of water.

In case of eye contact

Flush eyes with water as a precaution.

If swallowed

Never give anything by mouth to an unconscious person. Rinse mouth with water.

4.2 Most important symptoms and effects, both acute and delayed

The most important known symptoms and effects are described in the labelling (see section 2.2) and/or in section 11

4.3 Indication of any immediate medical attention and special treatment needed

No data available

SECTION 5: Firefighting measures

5.1 Extinguishing media

Suitable extinguishing media

Use water spray, alcohol-resistant foam, dry chemical or carbon dioxide.

5.2 Special hazards arising from the substance or mixture

Copper oxides

5.3 Advice for firefighters

Wear self-contained breathing apparatus for firefighting if necessary.

5.4 Further information

No data available

SECTION 6: Accidental release measures

6.1 Personal precautions, protective equipment and emergency procedures

Avoid dust formation. Avoid breathing vapours, mist or gas.
For personal protection see section 8.

6.2 Environmental precautions

No special environmental precautions required.

6.3 Methods and materials for containment and cleaning up

Sweep up and shovel. Keep in suitable, closed containers for disposal.

6.4 Reference to other sections

For disposal see section 13.

SECTION 7: Handling and storage

7.1 Precautions for safe handling

Further processing of solid materials may result in the formation of combustible dusts. The potential for combustible dust formation should be taken into consideration before additional processing occurs.

Provide appropriate exhaust ventilation at places where dust is formed.

For precautions see section 2.2.

7.2 Conditions for safe storage, including any incompatibilities

Keep container tightly closed in a dry and well-ventilated place.

Store under inert gas. Air sensitive.

Storage class (TRGS 510): 13: Non Combustible Solids

7.3 Specific end use(s)

Apart from the uses mentioned in section 1.2 no other specific uses are stipulated

SECTION 8: Exposure controls/personal protection

8.1 Control parameters

Components with workplace control parameters

Component	CAS-No.	Value	Control parameters	Basis
Copper,	7440-50-8	TWA	1 mg/m ³	USA. ACGIH Threshold Limit Values (TLV)
	Remarks	Irritation Gastrointestinal metal fume fever		
		TWA	0.2 mg/m ³	USA. ACGIH Threshold Limit Values (TLV)
		Irritation Gastrointestinal metal fume fever		

		TWA	1 mg/m3	USA. NIOSH Recommended Exposure Limits
		TWA	1 mg/m3	USA. NIOSH Recommended Exposure Limits
		TWA	1 mg/m3	USA. Occupational Exposure Limits (OSHA) - Table Z-1 Limits for Air Contaminants
		TWA	0.1 mg/m3	USA. Occupational Exposure Limits (OSHA) - Table Z-1 Limits for Air Contaminants
		PEL	0.1 mg/m3	California permissible exposure limits for chemical contaminants (Title 8, Article 107)

8.2 Exposure controls

Appropriate engineering controls

General industrial hygiene practice.

Personal protective equipment

Eye/face protection

Use equipment for eye protection tested and approved under appropriate government standards such as NIOSH (US) or EN 166(EU).

Skin protection

Handle with gloves. Gloves must be inspected prior to use. Use proper glove removal technique (without touching glove's outer surface) to avoid skin contact with this product. Dispose of contaminated gloves after use in accordance with applicable laws and good laboratory practices. Wash and dry hands.

Full contact

Material: Nitrile rubber

Minimum layer thickness: 0.11 mm

Break through time: 480 min

Material tested: Dermatril® (KCL 740 / Aldrich Z677272, Size M)

Splash contact

Material: Nitrile rubber

Minimum layer thickness: 0.11 mm

Break through time: 480 min

Material tested: Dermatril® (KCL 740 / Aldrich Z677272, Size M)

data source: KCL GmbH, D-36124 Eichenzell, phone +49 (0)6659 87300, e-mail sales@kcl.de, test method: EN374

If used in solution, or mixed with other substances, and under conditions which differ from EN 374, contact the supplier of the CE approved gloves. This recommendation is advisory only and must be evaluated by an industrial hygienist and safety officer familiar with the specific situation of anticipated use by our customers. It should not be construed as offering an approval for any specific use scenario.

Body Protection

Choose body protection in relation to its type, to the concentration and amount of dangerous substances, and to the specific work-place. The type of protective equipment must be selected according to the concentration and amount of the dangerous substance at the specific workplace.

Respiratory protection

Respiratory protection is not required. Where protection from nuisance levels of dusts are desired, use type N95 (US) or type P1 (EN 143) dust masks. Use respirators and components tested and approved under appropriate government standards such as NIOSH (US) or CEN (EU).

Control of environmental exposure

No special environmental precautions required.

SECTION 9: Physical and chemical properties**9.1 Information on basic physical and chemical properties**

a) Appearance	Form: Wire Colour: light red
b) Odour	No data available
c) Odour Threshold	No data available
d) pH	No data available
e) Melting point/freezing point	Melting point/range: 1,083.4 °C (1,982.1 °F)
f) Initial boiling point and boiling range	2,567 °C 4,653 °F
g) Flash point	()No data available
h) Evaporation rate	No data available
i) Flammability (solid, gas)	No data available
j) Upper/lower flammability or explosive limits	No data available
k) Vapour pressure	No data available
l) Vapour density	No data available
m) Relative density	8.940 g/cm ³
n) Water solubility	No data available
o) Partition coefficient: n-octanol/water	No data available
p) Auto-ignition temperature	No data available
q) Decomposition temperature	No data available
r) Viscosity	No data available
s) Explosive properties	No data available
t) Oxidizing properties	No data available

9.2 Other safety information

No data available

SECTION 10: Stability and reactivity

10.1 Reactivity

No data available

10.2 Chemical stability

Stable under recommended storage conditions.

10.3 Possibility of hazardous reactions

No data available

10.4 Conditions to avoid

No data available

10.5 Incompatible materials

Strong acids, Strong oxidizing agents, Acid chlorides, Halogens

10.6 Hazardous decomposition products

Other decomposition products - No data available

Hazardous decomposition products formed under fire conditions. - Copper oxides

In the event of fire: see section 5

SECTION 11: Toxicological information

11.1 Information on toxicological effects

Acute toxicity

No data available

Inhalation: No data available

Dermal: No data available

LD50 Intraperitoneal - Mouse - 3.5 mg/kg

Skin corrosion/irritation

No data available

Serious eye damage/eye irritation

No data available

Respiratory or skin sensitisation

No data available

Germ cell mutagenicity

No data available

Carcinogenicity

IARC: No component of this product present at levels greater than or equal to 0.1% is identified as probable, possible or confirmed human carcinogen by IARC.

NTP: No component of this product present at levels greater than or equal to 0.1% is identified as a known or anticipated carcinogen by NTP.

OSHA: No component of this product present at levels greater than or equal to 0.1% is on OSHA's list of regulated carcinogens.

Reproductive toxicity

No data available

No data available

Specific target organ toxicity - single exposure

No data available

Specific target organ toxicity - repeated exposure

No data available

Aspiration hazard

No data available

Additional Information

RTECS: GL5325000

To the best of our knowledge, the chemical, physical, and toxicological properties have not been thoroughly investigated.

SECTION 12: Ecological information**12.1 Toxicity**

No data available

12.2 Persistence and degradability

The methods for determining biodegradability are not applicable to inorganic substances.

12.3 Bioaccumulative potential

No data available

12.4 Mobility in soil

No data available

12.5 Results of PBT and vPvB assessment

PBT/vPvB assessment not available as chemical safety assessment not required/not conducted

12.6 Other adverse effects

SECTION 13: Disposal considerations**13.1 Waste treatment methods****Product**

Offer surplus and non-recyclable solutions to a licensed disposal company.

Contaminated packaging

Dispose of as unused product.

SECTION 14: Transport information**DOT (US)**

Not dangerous goods

IMDG

Not dangerous goods

IATA

Not dangerous goods

SECTION 15: Regulatory information

SARA 302 Components

No chemicals in this material are subject to the reporting requirements of SARA Title III, Section 302.

SARA 313 Components

This material does not contain any chemical components with known CAS numbers that exceed the threshold (De Minimis) reporting levels established by SARA Title III, Section 313.

SARA 311/312 Hazards

No SARA Hazards

Massachusetts Right To Know Components

No components are subject to the Massachusetts Right to Know Act.

Pennsylvania Right To Know Components

Copper,	CAS-No. 7440-50-8	Revision Date 1993-02-16
---------	----------------------	-----------------------------

Copper,	CAS-No. 7440-50-8	Revision Date 1993-02-16
---------	----------------------	-----------------------------

New Jersey Right To Know Components

Copper,	CAS-No. 7440-50-8	Revision Date 1993-02-16
---------	----------------------	-----------------------------

California Prop. 65 Components

This product does not contain any chemicals known to State of California to cause cancer, birth defects, or any other reproductive harm.

SECTION 16: Other information

Further information

Copyright 2018 Sigma-Aldrich Co. LLC. License granted to make unlimited paper copies for internal use only.

The above information is believed to be correct but does not purport to be all inclusive and shall be used only as a guide. The information in this document is based on the present state of our knowledge and is applicable to the product with regard to appropriate safety precautions. It does not represent any guarantee of the properties of the product. Sigma-Aldrich Corporation and its Affiliates shall not be held liable for any damage resulting from handling or from contact with the above product. See www.sigma-aldrich.com and/or the reverse side of invoice or packing slip for additional terms and conditions of sale.

The branding on the header and/or footer of this document may temporarily not visually match the product purchased as we transition our branding. However, all of the information in the document regarding the product remains unchanged and matches the product ordered. For further information please contact mlsbranding@sial.com.

Version: 6.1

Revision Date: 03/12/2019

Print Date: 06/22/2019

SDS preview

ETHYLBENZENE

DANGER

100-41-4

by Fisher Scientific

Synonyms

Aethylbenzol [German], Benzene, ethyl-, CCRIS 916, Etilbenzene, Etylobenzen [Polish], Phenylethane, UNII-L5I45M5G0O, Aethylbenzol, AI3-09057, EC 202-849-4, Ethyl benzene, Ethylbenzeen, Ethylbenzeen [Dutch], Etilbenzene [Italian], Etylobenzen, HSDB 84, Ethylbenzene, Ethylbenzol, EB, EINECS 202-849-4, NCI-C56393, NSC 406903

Hazard statements

Harmful if inhaled

Highly flammable liquid and vapour

May be fatal if swallowed and enters airways

May cause damage to organs through prolonged or repeated exposure

May cause drowsiness or dizziness

May cause respiratory irritation

Suspected of causing cancer

Precautions

Obtain special instructions before use

Do not handle until all safety precautions have been read and understood

Use personal protective equipment as required

Use only outdoors or in a well-ventilated area

Keep container tightly closed

Ground/bond container and receiving equipment

Use only non-sparking tools

Take precautionary measures against static discharge

Hazard category

Acute toxicity, inhalation, Aspiration hazard, Carcinogenicity, Flammable liquids, Specific target organ toxicity, repeated exposure, Specific target organ toxicity, single exposure; Narcotic effects, Specific target organ toxicity, single exposure; Respiratory tract irritation



2000200020002000¶m1=ZmRwLjFfMDUyNjEwMDNORQ==&unique=1527865145)

The information contained herein is based on data compiled from the chemical components of the (M)SDS and may not accurately represent the safety hazards for the product. Only the manufacturer of the product can make actual representations about the hazard profile of a chemical product. No warranty is expressed or implied regarding the accuracy of these data or the results to be obtained from the use thereof.

© 2017 Chemical Safety Software

SAFETY DATA SHEET

Version 6.1
Revision Date 07/17/2018
Print Date 06/28/2019

1. PRODUCT AND COMPANY IDENTIFICATION

1.1 Product identifiers

Product name : Indeno[1,2,3-*cd*]pyrene

Product Number : 48499

Brand : Supelco

CAS-No. : 193-39-5

1.2 Relevant identified uses of the substance or mixture and uses advised against

Identified uses : Laboratory chemicals, Synthesis of substances

1.3 Details of the supplier of the safety data sheet

Company : Sigma-Aldrich Inc.
3050 Spruce Street
ST. LOUIS MO 63103
UNITED STATES

Telephone : +1 314 771-5765

Fax : +1 800 325-5052

1.4 Emergency telephone number

Emergency Phone # : +1-703-527-3887

2. HAZARDS IDENTIFICATION

2.1 Classification of the substance or mixture

GHS Classification in accordance with 29 CFR 1910 (OSHA HCS)

Carcinogenicity (Category 2), H351

For the full text of the H-Statements mentioned in this Section, see Section 16.

2.2 GHS Label elements, including precautionary statements

Pictogram



Signal word

Warning

Hazard statement(s)
H351

Suspected of causing cancer.

Precautionary statement(s)
P201
P202

Obtain special instructions before use.
Do not handle until all safety precautions have been read and understood.

P281
P308 + P313
P405

Use personal protective equipment as required.
IF exposed or concerned: Get medical advice/ attention.
Store locked up.

2.3 Hazards not otherwise classified (HNOC) or not covered by GHS - none

3. COMPOSITION/INFORMATION ON INGREDIENTS**3.1 Substances**

Formula : C₂₂H₁₂
Molecular weight : 276.33 g/mol
CAS-No. : 193-39-5
EC-No. : 205-893-2

Hazardous components

Component	Classification	Concentration
Indeno[1,2,3-cd]pyrene		
	Carc. 2; H351	<= 100 %

For the full text of the H-Statements mentioned in this Section, see Section 16.

4. FIRST AID MEASURES**4.1 Description of first aid measures****General advice**

Consult a physician. Show this safety data sheet to the doctor in attendance. Move out of dangerous area.

If inhaled

If breathed in, move person into fresh air. If not breathing, give artificial respiration. Consult a physician.

In case of skin contact

Wash off with soap and plenty of water. Consult a physician.

In case of eye contact

Flush eyes with water as a precaution.

If swallowed

Never give anything by mouth to an unconscious person. Rinse mouth with water. Consult a physician.

4.2 Most important symptoms and effects, both acute and delayed

The most important known symptoms and effects are described in the labelling (see section 2.2) and/or in section 11

4.3 Indication of any immediate medical attention and special treatment needed

No data available

5. FIREFIGHTING MEASURES**5.1 Extinguishing media****Suitable extinguishing media**

Use water spray, alcohol-resistant foam, dry chemical or carbon dioxide.

5.2 Special hazards arising from the substance or mixture

Carbon oxides

5.3 Advice for firefighters

Wear self-contained breathing apparatus for firefighting if necessary.

5.4 Further information

No data available

6. ACCIDENTAL RELEASE MEASURES**6.1 Personal precautions, protective equipment and emergency procedures**

Use personal protective equipment. Avoid dust formation. Avoid breathing vapours, mist or gas. Ensure adequate ventilation. Evacuate personnel to safe areas. Avoid breathing dust.

For personal protection see section 8.

6.2 Environmental precautions

Prevent further leakage or spillage if safe to do so. Do not let product enter drains.

6.3 Methods and materials for containment and cleaning up

Pick up and arrange disposal without creating dust. Sweep up and shovel. Keep in suitable, closed containers for disposal.

6.4 Reference to other sections

For disposal see section 13.

7. HANDLING AND STORAGE

7.1 Precautions for safe handling

Avoid contact with skin and eyes. Avoid formation of dust and aerosols. Further processing of solid materials may result in the formation of combustible dusts. The potential for combustible dust formation should be taken into consideration before additional processing occurs.

Provide appropriate exhaust ventilation at places where dust is formed.

For precautions see section 2.2.

7.2 Conditions for safe storage, including any incompatibilities

Keep container tightly closed in a dry and well-ventilated place.

Store at room temperature.

Storage class (TRGS 510): 13: Non Combustible Solids

7.3 Specific end use(s)

Apart from the uses mentioned in section 1.2 no other specific uses are stipulated

8. EXPOSURE CONTROLS/PERSONAL PROTECTION

8.1 Control parameters

Components with workplace control parameters

Contains no substances with occupational exposure limit values.

Hazardous components without workplace control parameters

Biological occupational exposure limits

Component	CAS-No.	Parameters	Value	Biological specimen	Basis
Indeno[1,2,3-cd]pyrene	193-39-5	1-Hydroxypyrene		Urine	ACGIH - Biological Exposure Indices (BEI)
	Remarks	End of shift at end of workweek			

8.2 Exposure controls

Appropriate engineering controls

Handle in accordance with good industrial hygiene and safety practice. Wash hands before breaks and at the end of workday.

Personal protective equipment

Eye/face protection

Safety glasses with side-shields conforming to EN166 Use equipment for eye protection tested and approved under appropriate government standards such as NIOSH (US) or EN 166(EU).

Skin protection

Handle with gloves. Gloves must be inspected prior to use. Use proper glove removal technique (without touching glove's outer surface) to avoid skin contact with this product. Dispose of contaminated gloves after use in accordance with applicable laws and good laboratory practices. Wash and dry hands.

Body Protection

Impervious clothing, The type of protective equipment must be selected according to the concentration and amount of the dangerous substance at the specific workplace.

Respiratory protection

Where risk assessment shows air-purifying respirators are appropriate use a full-face particle respirator type N100 (US) or type P3 (EN 143) respirator cartridges as a backup to engineering controls. If the respirator is the sole means of protection, use a full-face supplied air respirator. Use respirators and components tested and approved under appropriate government standards such as NIOSH (US) or CEN (EU).

Control of environmental exposure

Prevent further leakage or spillage if safe to do so. Do not let product enter drains.

9. PHYSICAL AND CHEMICAL PROPERTIES

9.1 Information on basic physical and chemical properties

a) Appearance	Form: solid
b) Odour	No data available
c) Odour Threshold	No data available
d) pH	No data available
e) Melting point/freezing point	163.6 °C (326.5 °F)
f) Initial boiling point and boiling range	536.0 °C (996.8 °F)
g) Flash point	No data available
h) Evaporation rate	No data available
i) Flammability (solid, gas)	No data available
j) Upper/lower flammability or explosive limits	No data available
k) Vapour pressure	No data available
l) Vapour density	No data available
m) Relative density	No data available
n) Water solubility	No data available
o) Partition coefficient: n-octanol/water	No data available
p) Auto-ignition temperature	No data available
q) Decomposition temperature	No data available
r) Viscosity	No data available
s) Explosive properties	No data available
t) Oxidizing properties	No data available

9.2 Other safety information

No data available

10. STABILITY AND REACTIVITY

10.1 Reactivity

No data available

10.2 Chemical stability

Stable under recommended storage conditions.

10.3 Possibility of hazardous reactions

No data available

10.4 Conditions to avoid

No data available

10.5 Incompatible materials

Strong oxidizing agents

10.6 Hazardous decomposition products

Hazardous decomposition products formed under fire conditions. - Carbon oxides

Other decomposition products - No data available

In the event of fire: see section 5

11. TOXICOLOGICAL INFORMATION

11.1 Information on toxicological effects

Acute toxicity

No data available

Inhalation: No data available

Dermal: No data available

No data available

Skin corrosion/irritation

No data available

Serious eye damage/eye irritation

No data available

Respiratory or skin sensitisation

No data available

Germ cell mutagenicity

No data available

Carcinogenicity

This product is or contains a component that has been reported to be possibly carcinogenic based on its IARC, ACGIH, NTP, or EPA classification.

Limited evidence of carcinogenicity in animal studies

IARC: 2B - Group 2B: Possibly carcinogenic to humans (Indeno[1,2,3-cd]pyrene)

NTP: RAHC - Reasonably anticipated to be a human carcinogen (Indeno[1,2,3-cd]pyrene)

OSHA: No component of this product present at levels greater than or equal to 0.1% is on OSHA's list of regulated carcinogens.

Reproductive toxicity

No data available

No data available

Specific target organ toxicity - single exposure

No data available

Specific target organ toxicity - repeated exposure

No data available

Aspiration hazard

No data available

Additional Information

RTECS: Not available

To the best of our knowledge, the chemical, physical, and toxicological properties have not been thoroughly investigated.

12. ECOLOGICAL INFORMATION

12.1 Toxicity

No data available

12.2 Persistence and degradability

No data available

12.3 Bioaccumulative potential

No data available

12.4 Mobility in soil

No data available(Indeno[1,2,3-cd]pyrene)

12.5 Results of PBT and vPvB assessment

PBT/vPvB assessment not available as chemical safety assessment not required/not conducted

12.6 Other adverse effects

No data available

13. DISPOSAL CONSIDERATIONS

13.1 Waste treatment methods

Product

Offer surplus and non-recyclable solutions to a licensed disposal company. Contact a licensed professional waste disposal service to dispose of this material. Dissolve or mix the material with a combustible solvent and burn in a chemical incinerator equipped with an afterburner and scrubber.

Contaminated packaging

Dispose of as unused product.

14. TRANSPORT INFORMATION

DOT (US)

Not dangerous goods

IMDG

Not dangerous goods

IATA

Not dangerous goods

15. REGULATORY INFORMATION

SARA 302 Components

No chemicals in this material are subject to the reporting requirements of SARA Title III, Section 302.

SARA 313 Components

This material does not contain any chemical components with known CAS numbers that exceed the threshold (De Minimis) reporting levels established by SARA Title III, Section 313.

SARA 311/312 Hazards

Chronic Health Hazard

Massachusetts Right To Know Components

Indeno[1,2,3-cd]pyrene

CAS-No.
193-39-5

Revision Date
1993-04-24

Pennsylvania Right To Know Components

Indeno[1,2,3-cd]pyrene

CAS-No.
193-39-5

Revision Date
1993-04-24

Indeno[1,2,3-cd]pyrene

CAS-No.
193-39-5

Revision Date
1993-04-24

New Jersey Right To Know Components

Indeno[1,2,3-cd]pyrene

CAS-No.
193-39-5

Revision Date
1993-04-24

California Prop. 65 Components

WARNING! This product contains a chemical known to the State of California to cause cancer.

Indeno[1,2,3-cd]pyrene

CAS-No.
193-39-5

Revision Date
2007-09-28

16. OTHER INFORMATION

Full text of H-Statements referred to under sections 2 and 3.

H351 Suspected of causing cancer.

Further information

Copyright 2016 Sigma-Aldrich Co. LLC. License granted to make unlimited paper copies for internal use only. The above information is believed to be correct but does not purport to be all inclusive and shall be used only as a guide. The information in this document is based on the present state of our knowledge and is applicable to the product with regard to appropriate safety precautions. It does not represent any guarantee of the properties of the product. Sigma-Aldrich Corporation and its Affiliates shall not be held liable for any damage resulting from handling or from contact with the above product. See www.sigma-aldrich.com and/or the reverse side of invoice or packing slip for additional terms and conditions of sale.

Preparation Information

Sigma-Aldrich Corporation
Product Safety – Americas Region
1-800-521-8956
Version: 6.1

Revision Date: 07/17/2018

Print Date: 06/28/2019

SAFETY DATA SHEET

according to Regulation (EC) No. 1907/2006

Version 6.0 Revision Date 10.11.2016

Print Date 17.07.2019

GENERIC EU MSDS - NO COUNTRY SPECIFIC DATA - NO OEL DATA

SECTION 1: Identification of the substance/mixture and of the company/undertaking

1.1 Product identifiers

Product name : Iron Metal Clinical

Product Number : NIST937

Brand : Sigma-Aldrich

REACH No. : A registration number is not available for this substance as the substance or its uses are exempted from registration, the annual tonnage does not require a registration or the registration is envisaged for a later registration deadline.

1.2 Relevant identified uses of the substance or mixture and uses advised against

Identified uses : Laboratory chemicals, Manufacture of substances

1.3 Details of the supplier of the safety data sheet

Company : Sigma-Aldrich Inc.
3050 Spruce Street
ST. LOUIS MO 63103
UNITED STATES

Telephone : +1 314 771-5765

Fax : +1 800 325-5052

1.4 Emergency telephone number

Emergency Phone # : +1-703-527-3887

SECTION 2: Hazards identification

2.1 Classification of the substance or mixture

2.2 Label elements

2.3 Other hazards - none

SECTION 3: Composition/information on ingredients

SECTION 4: First aid measures

4.1 Description of first aid measures

No data available

4.2 Most important symptoms and effects, both acute and delayed

The most important known symptoms and effects are described in the labelling (see section 2.2) and/or in section 11

4.3 Indication of any immediate medical attention and special treatment needed

No data available

SECTION 5: Firefighting measures

- 5.1 Extinguishing media**
No data available
- 5.2 Special hazards arising from the substance or mixture**
No data available
- 5.3 Advice for firefighters**
No data available
- 5.4 Further information**
No data available

SECTION 6: Accidental release measures

- 6.1 Personal precautions, protective equipment and emergency procedures**
For personal protection see section 8.
- 6.2 Environmental precautions**
No data available
- 6.3 Methods and materials for containment and cleaning up**
No data available
- 6.4 Reference to other sections**
For disposal see section 13.

SECTION 7: Handling and storage

- 7.1 Precautions for safe handling**
For precautions see section 2.2.
- 7.2 Conditions for safe storage, including any incompatibilities**
No data available
- 7.3 Specific end use(s)**
Apart from the uses mentioned in section 1.2 no other specific uses are stipulated

SECTION 8: Exposure controls/personal protection

- 8.1 Control parameters**
- 8.2 Exposure controls**
No data available

SECTION 9: Physical and chemical properties

- 9.1 Information on basic physical and chemical properties**
 - a) Appearance No data available
 - b) Odour No data available
 - c) Odour Threshold No data available
 - d) pH No data available
 - e) Melting point/freezing point No data available
 - f) Initial boiling point and boiling range No data available
 - g) Flash point No data available
 - h) Evaporation rate No data available
 - i) Flammability (solid, gas) No data available

j)	Upper/lower flammability or explosive limits	No data available
k)	Vapour pressure	No data available
l)	Vapour density	No data available
m)	Relative density	No data available
n)	Water solubility	No data available
o)	Partition coefficient: n-octanol/water	No data available
p)	Auto-ignition temperature	No data available
q)	Decomposition temperature	No data available
r)	Viscosity	No data available
s)	Explosive properties	No data available
t)	Oxidizing properties	No data available

9.2 Other safety information

No data available

SECTION 10: Stability and reactivity

10.1 Reactivity

No data available

10.2 Chemical stability

No data available

10.3 Possibility of hazardous reactions

No data available

10.4 Conditions to avoid

No data available

10.5 Incompatible materials

No data available

10.6 Hazardous decomposition products

In the event of fire: see section 5

SECTION 11: Toxicological information

11.1 Information on toxicological effects

Acute toxicity

Skin corrosion/irritation

Serious eye damage/eye irritation

Respiratory or skin sensitisation

Germ cell mutagenicity

RTECS: Not available

SAFETY DATA SHEET

Version 6.0
Revision Date 05/26/2018
Print Date 06/29/2019

1. PRODUCT AND COMPANY IDENTIFICATION**1.1 Product identifiers**

Product name : Cumene

Product Number : C87657
Brand : Aldrich
Index-No. : 601-024-00-X

CAS-No. : 98-82-8

1.2 Relevant identified uses of the substance or mixture and uses advised against

Identified uses : Laboratory chemicals, Synthesis of substances

1.3 Details of the supplier of the safety data sheet

Company : Sigma-Aldrich Inc.
3050 Spruce Street
ST. LOUIS MO 63103
UNITED STATES

Telephone : +1 314 771-5765
Fax : +1 800 325-5052

1.4 Emergency telephone number

Emergency Phone # : +1-703-527-3887

2. HAZARDS IDENTIFICATION**2.1 Classification of the substance or mixture****GHS Classification in accordance with 29 CFR 1910 (OSHA HCS)**

Flammable liquids (Category 3), H226

Carcinogenicity (Category 2), H351

Specific target organ toxicity - single exposure (Category 3), Respiratory system, H335

Aspiration hazard (Category 1), H304

Acute aquatic toxicity (Category 2), H401

Chronic aquatic toxicity (Category 2), H411

For the full text of the H-Statements mentioned in this Section, see Section 16.

2.2 GHS Label elements, including precautionary statements

Pictogram



Signal word	Danger
Hazard statement(s)	
H226	Flammable liquid and vapour.
H304	May be fatal if swallowed and enters airways.
H335	May cause respiratory irritation.
H351	Suspected of causing cancer.
H411	Toxic to aquatic life with long lasting effects.
Precautionary statement(s)	
P201	Obtain special instructions before use.
P202	Do not handle until all safety precautions have been read and understood.
P210	Keep away from heat/sparks/open flames/hot surfaces. No smoking.
P233	Keep container tightly closed.
P240	Ground/bond container and receiving equipment.
P241	Use explosion-proof electrical/ ventilating/ lighting equipment.
P242	Use only non-sparking tools.
P243	Take precautionary measures against static discharge.
P261	Avoid breathing dust/ fume/ gas/ mist/ vapours/ spray.
P271	Use only outdoors or in a well-ventilated area.
P273	Avoid release to the environment.
P280	Wear protective gloves/ protective clothing/ eye protection/ face protection.
P301 + P310	IF SWALLOWED: Immediately call a POISON CENTER/doctor.
P303 + P361 + P353	IF ON SKIN (or hair): Take off immediately all contaminated clothing. Rinse skin with water/shower.
P304 + P340 + P312	IF INHALED: Remove person to fresh air and keep comfortable for breathing. Call a POISON CENTER/doctor if you feel unwell.
P308 + P313	IF exposed or concerned: Get medical advice/ attention.
P331	Do NOT induce vomiting.
P370 + P378	In case of fire: Use dry sand, dry chemical or alcohol-resistant foam to extinguish.
P391	Collect spillage.
P403 + P233	Store in a well-ventilated place. Keep container tightly closed.
P403 + P235	Store in a well-ventilated place. Keep cool.
P405	Store locked up.
P501	Dispose of contents/ container to an approved waste disposal plant.

2.3 Hazards not otherwise classified (HNOC) or not covered by GHS

May form explosive peroxides.

3. COMPOSITION/INFORMATION ON INGREDIENTS

3.1 Substances

Synonyms : Isopropylbenzene

Molecular weight : 120.19 g/mol
CAS-No. : 98-82-8
EC-No. : 202-704-5
Index-No. : 601-024-00-X

Hazardous components

Component	Classification	Concentration
Cumene		
	Flam. Liq. 3; Carc. 2; STOT SE 3; Asp. Tox. 1; Aquatic Acute 2; Aquatic Chronic 2; H226, H304, H335, H351, H411	<= 100 %

4. FIRST AID MEASURES

4.1 Description of first aid measures

General advice

Consult a physician. Show this safety data sheet to the doctor in attendance. Move out of dangerous area.

If inhaled

If breathed in, move person into fresh air. If not breathing, give artificial respiration. Consult a physician.

In case of skin contact

Wash off with soap and plenty of water. Consult a physician.

In case of eye contact

Flush eyes with water as a precaution.

If swallowed

Do NOT induce vomiting. Never give anything by mouth to an unconscious person. Rinse mouth with water. Consult a physician.

4.2 Most important symptoms and effects, both acute and delayed

The most important known symptoms and effects are described in the labelling (see section 2.2) and/or in section 11

4.3 Indication of any immediate medical attention and special treatment needed

No data available

5. FIREFIGHTING MEASURES

5.1 Extinguishing media

Suitable extinguishing media

Use water spray, alcohol-resistant foam, dry chemical or carbon dioxide.

5.2 Special hazards arising from the substance or mixture

Carbon oxides

5.3 Advice for firefighters

Wear self-contained breathing apparatus for firefighting if necessary.

5.4 Further information

Use water spray to cool unopened containers.

6. ACCIDENTAL RELEASE MEASURES

6.1 Personal precautions, protective equipment and emergency procedures

Use personal protective equipment. Avoid breathing vapours, mist or gas. Ensure adequate ventilation. Remove all sources of ignition. Evacuate personnel to safe areas. Beware of vapours accumulating to form explosive concentrations. Vapours can accumulate in low areas.

For personal protection see section 8.

6.2 Environmental precautions

Prevent further leakage or spillage if safe to do so. Do not let product enter drains. Discharge into the environment must be avoided.

6.3 Methods and materials for containment and cleaning up

Contain spillage, and then collect with an electrically protected vacuum cleaner or by wet-brushing and place in container for disposal according to local regulations (see section 13).

6.4 Reference to other sections

For disposal see section 13.

7. HANDLING AND STORAGE

7.1 Precautions for safe handling

Avoid contact with skin and eyes. Avoid inhalation of vapour or mist.

Keep away from sources of ignition - No smoking. Take measures to prevent the build up of electrostatic charge.

For precautions see section 2.2.

7.2 Conditions for safe storage, including any incompatibilities

Keep container tightly closed in a dry and well-ventilated place. Containers which are opened must be carefully resealed and kept upright to prevent leakage.

Store under inert gas.

Storage class (TRGS 510): 3: Flammable liquids

7.3 Specific end use(s)

Apart from the uses mentioned in section 1.2 no other specific uses are stipulated

8. EXPOSURE CONTROLS/PERSONAL PROTECTION

8.1 Control parameters

Components with workplace control parameters

Component	CAS-No.	Value	Control parameters	Basis
Cumene	98-82-8	TWA	50 ppm	USA. ACGIH Threshold Limit Values (TLV)
	Remarks	Central Nervous System impairment Upper Respiratory Tract irritation Eye irritation Skin irritation Adopted values or notations enclosed are those for which changes are proposed in the NIC See Notice of Intended Changes (NIC)		
		TWA	50 ppm 245 mg/m3	USA. NIOSH Recommended Exposure Limits
		Potential for dermal absorption		
		TWA	50 ppm 245 mg/m3	USA. Occupational Exposure Limits (OSHA) - Table Z-1 Limits for Air Contaminants
		Skin designation The value in mg/m3 is approximate.		
		PEL	50 ppm 245 mg/m3	California permissible exposure limits for chemical contaminants (Title 8, Article 107)
		Skin		

8.2 Exposure controls

Appropriate engineering controls

Handle in accordance with good industrial hygiene and safety practice. Wash hands before breaks and at the end of workday.

Personal protective equipment

Eye/face protection

Face shield and safety glasses Use equipment for eye protection tested and approved under appropriate government standards such as NIOSH (US) or EN 166(EU).

Skin protection

Handle with gloves. Gloves must be inspected prior to use. Use proper glove removal technique (without touching glove's outer surface) to avoid skin contact with this product. Dispose of contaminated gloves after use in accordance with applicable laws and good laboratory practices. Wash and dry hands.

Full contact

Material: Fluorinated rubber

Minimum layer thickness: 0.7 mm

Break through time: 480 min

Material tested: Vitoject® (KCL 890 / Aldrich Z677698, Size M)

Splash contact

Material: Nitrile rubber

Minimum layer thickness: 0.4 mm

Break through time: 30 min

Material tested: Camatril® (KCL 730 / Aldrich Z677442, Size M)

data source: KCL GmbH, D-36124 Eichenzell, phone +49 (0)6659 87300, e-mail sales@kcl.de, test method: EN374

If used in solution, or mixed with other substances, and under conditions which differ from EN 374, contact the supplier of the CE approved gloves. This recommendation is advisory only and must be evaluated by an industrial hygienist and safety officer familiar with the specific situation of anticipated use by our customers. It should not be construed as offering an approval for any specific use scenario.

Body Protection

Complete suit protecting against chemicals, Flame retardant antistatic protective clothing., The type of protective equipment must be selected according to the concentration and amount of the dangerous substance at the specific workplace.

Respiratory protection

Where risk assessment shows air-purifying respirators are appropriate use a full-face respirator with multi-purpose combination (US) or type ABEK (EN 14387) respirator cartridges as a backup to engineering controls. If the respirator is the sole means of protection, use a full-face supplied air respirator. Use respirators and components tested and approved under appropriate government standards such as NIOSH (US) or CEN (EU).

Control of environmental exposure

Prevent further leakage or spillage if safe to do so. Do not let product enter drains. Discharge into the environment must be avoided.

9. PHYSICAL AND CHEMICAL PROPERTIES

9.1 Information on basic physical and chemical properties

- | | |
|---|--|
| a) Appearance | Form: liquid, clear
Colour: colourless |
| b) Odour | No data available |
| c) Odour Threshold | No data available |
| d) pH | No data available |
| e) Melting point/freezing point | Melting point/range: -96 °C (-141 °F) - lit. |
| f) Initial boiling point and boiling range | 152 - 154 °C (306 - 309 °F) - lit. |
| g) Flash point | 31.0 °C (87.8 °F) - closed cup |
| h) Evaporation rate | No data available |
| i) Flammability (solid, gas) | No data available |
| j) Upper/lower flammability or explosive limits | Upper explosion limit: 6.5 %(V)
Lower explosion limit: 0.9 %(V) |
| k) Vapour pressure | 10.7 hPa at 20.0 °C (68.0 °F) |
| l) Vapour density | No data available |
| m) Relative density | 0.864 g/mL at 25 °C (77 °F) |
| n) Water solubility | 0.06 g/l at 25 °C (77 °F) - slightly soluble |
| o) Partition coefficient: n-octanol/water | log Pow: 3.55 at 23 °C (73 °F) |
| p) Auto-ignition temperature | 425.0 °C (797.0 °F) |
| q) Decomposition temperature | No data available |
| r) Viscosity | No data available |
| s) Explosive properties | No data available |
| t) Oxidizing properties | No data available |

9.2 Other safety information

Surface tension 27.69 mN/m at 25 °C (77 °F)

10. STABILITY AND REACTIVITY

10.1 Reactivity

No data available

10.2 Chemical stability

Stable under recommended storage conditions.

Test for peroxide formation before distillation or evaporation. Test for peroxide formation or discard after 1 year.

10.3 Possibility of hazardous reactions

Vapours may form explosive mixture with air.

10.4 Conditions to avoid

Heat, flames and sparks.

10.5 Incompatible materials

Strong oxidizing agents

10.6 Hazardous decomposition products

Hazardous decomposition products formed under fire conditions. - Carbon oxides

Other decomposition products - No data available

In the event of fire: see section 5

11. TOXICOLOGICAL INFORMATION

11.1 Information on toxicological effects

Acute toxicity

LD50 Oral - Rat - male - 2,260 mg/kg

Inhalation: No data available

Dermal: No data available

NOAEL Feed - Rat - male - > 535.8 mg/kg

Skin corrosion/irritation

Skin - Rabbit

Result: No skin irritation

(OECD Test Guideline 404)

Serious eye damage/eye irritation

Eyes - Rabbit

Result: No eye irritation

(OECD Test Guideline 405)

Respiratory or skin sensitisation

- Guinea pig

Result: Did not cause sensitisation on laboratory animals.

(OECD Test Guideline 406)

Germ cell mutagenicity

in vitro assay

S. typhimurium

Result: negative

Mutagenicity (micronucleus test)

Mouse - male and female

Result: negative

Carcinogenicity

IARC: 2B - Group 2B: Possibly carcinogenic to humans (Cumene)

NTP: RAHC - Reasonably anticipated to be a human carcinogen (Cumene)

OSHA: No component of this product present at levels greater than or equal to 0.1% is on OSHA's

list of regulated carcinogens.

Reproductive toxicity

No data available

No data available

Specific target organ toxicity - single exposure

May cause respiratory irritation.

Specific target organ toxicity - repeated exposure

No data available

Aspiration hazard

May be fatal if swallowed and enters airways.

Additional Information

RTECS: GR8575000

narcosis, Central nervous system depression, Dermatitis, Gastrointestinal disturbance, Damage to the lungs., Liver injury may occur., Kidney injury may occur.

Stomach - Irregularities - Based on Human Evidence

Stomach - Irregularities - Based on Human Evidence

12. ECOLOGICAL INFORMATION

12.1 Toxicity

Toxicity to fish LC50 - Oncorhynchus mykiss (rainbow trout) - 4.8 mg/l - 96 h(Cumene)

Toxicity to daphnia and other aquatic invertebrates EC50 - Daphnia (water flea) - 2.14 mg/l - 48 h(Cumene) (OECD Test Guideline 202)

Toxicity to algae EC50 - Pseudokirchneriella subcapitata (green algae) - 2.60 mg/l - 72 h(Cumene)

12.2 Persistence and degradability

Biodegradability Result: - According to the results of tests of biodegradability this product is not readily biodegradable.

No data available

12.3 Bioaccumulative potential

No data available

12.4 Mobility in soil

No data available(Cumene)

12.5 Results of PBT and vPvB assessment

PBT/vPvB assessment not available as chemical safety assessment not required/not conducted

12.6 Other adverse effects

An environmental hazard cannot be excluded in the event of unprofessional handling or disposal.
Toxic to aquatic life with long lasting effects.

13. DISPOSAL CONSIDERATIONS

13.1 Waste treatment methods

Product

Burn in a chemical incinerator equipped with an afterburner and scrubber but exert extra care in igniting as this material is highly flammable. Offer surplus and non-recyclable solutions to a licensed disposal company. Contact a licensed professional waste disposal service to dispose of this material.

Contaminated packaging

Dispose of as unused product.

14. TRANSPORT INFORMATION

DOT (US)

UN number: 1918 Class: 3 Packing group: III
Proper shipping name: Isopropylbenzene
Reportable Quantity (RQ) : 5000 lbs

Poison Inhalation Hazard: No

IMDG

UN number: 1918 Class: 3 Packing group: III EMS-No: F-E, S-E
Proper shipping name: ISOPROPYLBENZENE
Marine pollutant : yes

IATA

UN number: 1918 Class: 3 Packing group: III
Proper shipping name: Isopropylbenzene

15. REGULATORY INFORMATION

SARA 302 Components

No chemicals in this material are subject to the reporting requirements of SARA Title III, Section 302.

SARA 313 Components

The following components are subject to reporting levels established by SARA Title III, Section 313:

	CAS-No.	Revision Date
Cumene	98-82-8	2007-07-01

SARA 311/312 Hazards

Fire Hazard, Acute Health Hazard, Chronic Health Hazard

Massachusetts Right To Know Components

	CAS-No.	Revision Date
Cumene	98-82-8	2007-07-01

Pennsylvania Right To Know Components

	CAS-No.	Revision Date
Cumene	98-82-8	2007-07-01

New Jersey Right To Know Components

	CAS-No.	Revision Date
Cumene	98-82-8	2007-07-01

California Prop. 65 Components

	CAS-No.	Revision Date
WARNING! This product contains a chemical known to the State of California to cause cancer.	98-82-8	2010-06-11
Cumene		

16. OTHER INFORMATION

Full text of H-Statements referred to under sections 2 and 3.

H226	Flammable liquid and vapour.
H304	May be fatal if swallowed and enters airways.
H335	May cause respiratory irritation.
H351	Suspected of causing cancer.
H401	Toxic to aquatic life.
H411	Toxic to aquatic life with long lasting effects.

HMIS Rating

Health hazard:	2
Chronic Health Hazard:	*
Flammability:	3
Physical Hazard	0

NFPA Rating

Health hazard:	2
Fire Hazard:	3
Reactivity Hazard:	0

Further information

Copyright 2016 Sigma-Aldrich Co. LLC. License granted to make unlimited paper copies for internal use only.

The above information is believed to be correct but does not purport to be all inclusive and shall be used only as a guide. The information in this document is based on the present state of our knowledge and is applicable to the product with regard to appropriate safety precautions. It does not represent any guarantee of the properties of the product. Sigma-Aldrich Corporation and its Affiliates shall not be held liable for any damage resulting from handling or from contact with the above product. See www.sigma-aldrich.com and/or the reverse side of invoice or packing slip for additional terms and conditions of sale.

Preparation Information

Sigma-Aldrich Corporation
Product Safety – Americas Region
1-800-521-8956

Version: 6.0

Revision Date: 05/26/2018

Print Date: 06/29/2019

SAFETY DATA SHEET

Version 4.11

Revision Date 10/12/2018

Print Date 06/28/2019

1. PRODUCT AND COMPANY IDENTIFICATION

1.1 Product identifiers

Product name : Lead

Product Number : 391352

Brand : Aldrich

CAS-No. : 7439-92-1

1.2 Relevant identified uses of the substance or mixture and uses advised against

Identified uses : Laboratory chemicals, Synthesis of substances

1.3 Details of the supplier of the safety data sheet

Company : Sigma-Aldrich
3050 Spruce Street
SAINT LOUIS MO 63103
USA

Telephone : +1 800-325-5832

Fax : +1 800-325-5052

1.4 Emergency telephone number

Emergency Phone # : +1-703-527-3887 (CHEMTREC)

2. HAZARDS IDENTIFICATION

2.1 Classification of the substance or mixture

GHS Classification in accordance with 29 CFR 1910 (OSHA HCS)

Acute toxicity, Oral (Category 4), H302

Carcinogenicity (Category 2), H351

Reproductive toxicity (Category 2), H361

Specific target organ toxicity - repeated exposure (Category 2), H373

Acute aquatic toxicity (Category 1), H400

Chronic aquatic toxicity (Category 1), H410

For the full text of the H-Statements mentioned in this Section, see Section 16.

2.2 GHS Label elements, including precautionary statements

Pictogram



Signal word

Warning

Hazard statement(s)

H302

Harmful if swallowed.

H351

Suspected of causing cancer.

H361

Suspected of damaging fertility or the unborn child.

H373

May cause damage to organs through prolonged or repeated exposure.

H410

Very toxic to aquatic life with long lasting effects.

Precautionary statement(s)

P201

Obtain special instructions before use.

P202

Do not handle until all safety precautions have been read and understood.

P260	Do not breathe dust/ fume/ gas/ mist/ vapours/ spray.
P264	Wash skin thoroughly after handling.
P270	Do not eat, drink or smoke when using this product.
P273	Avoid release to the environment.
P280	Wear protective gloves/ protective clothing/ eye protection/ face protection.
P301 + P312 + P330	IF SWALLOWED: Call a POISON CENTER/doctor if you feel unwell. Rinse mouth.
P308 + P313	IF exposed or concerned: Get medical advice/ attention.
P391	Collect spillage.
P405	Store locked up.
P501	Dispose of contents/ container to an approved waste disposal plant.

2.3 Hazards not otherwise classified (HNOC) or not covered by GHS - none

3. COMPOSITION/INFORMATION ON INGREDIENTS

3.1 Substances

Formula	: Pb
Molecular weight	: 207.20 g/mol
CAS-No.	: 7439-92-1
EC-No.	: 231-100-4

Hazardous components

Component	Classification	Concentration
Lead		
	Acute Tox. 4; Carc. 2; STOT RE 1; Aquatic Acute 1; Aquatic Chronic 1; H302, H351, H372, H410	90 - 100 %

For the full text of the H-Statements mentioned in this Section, see Section 16.

4. FIRST AID MEASURES

4.1 Description of first aid measures

General advice

Consult a physician. Show this safety data sheet to the doctor in attendance. Move out of dangerous area.

If inhaled

If breathed in, move person into fresh air. If not breathing, give artificial respiration. Consult a physician.

In case of skin contact

Wash off with soap and plenty of water. Consult a physician.

In case of eye contact

Flush eyes with water as a precaution.

If swallowed

Never give anything by mouth to an unconscious person. Rinse mouth with water. Consult a physician.

4.2 Most important symptoms and effects, both acute and delayed

The most important known symptoms and effects are described in the labelling (see section 2.2) and/or in section 11

4.3 Indication of any immediate medical attention and special treatment needed

No data available

5. FIREFIGHTING MEASURES

5.1 Extinguishing media

Suitable extinguishing media

Use water spray, alcohol-resistant foam, dry chemical or carbon dioxide.

5.2 Special hazards arising from the substance or mixture

No data available

5.3 Advice for firefighters

Wear self-contained breathing apparatus for firefighting if necessary.

5.4 Further information

No data available

6. ACCIDENTAL RELEASE MEASURES

6.1 Personal precautions, protective equipment and emergency procedures

Use personal protective equipment. Avoid dust formation. Avoid breathing vapours, mist or gas. Ensure adequate ventilation. Evacuate personnel to safe areas. Avoid breathing dust.

For personal protection see section 8.

6.2 Environmental precautions

Prevent further leakage or spillage if safe to do so. Do not let product enter drains. Discharge into the environment must be avoided.

6.3 Methods and materials for containment and cleaning up

Pick up and arrange disposal without creating dust. Sweep up and shovel. Keep in suitable, closed containers for disposal.

6.4 Reference to other sections

For disposal see section 13.

7. HANDLING AND STORAGE

7.1 Precautions for safe handling

Avoid contact with skin and eyes. Avoid formation of dust and aerosols. Further processing of solid materials may result in the formation of combustible dusts. The potential for combustible dust formation should be taken into consideration before additional processing occurs.

Provide appropriate exhaust ventilation at places where dust is formed.

For precautions see section 2.2.

7.2 Conditions for safe storage, including any incompatibilities

Keep container tightly closed in a dry and well-ventilated place.

Keep in a dry place.

Storage class (TRGS 510): 6.1D: Non-combustible, acute toxic Cat.3 / toxic hazardous materials or hazardous materials causing chronic effects

7.3 Specific end use(s)

Apart from the uses mentioned in section 1.2 no other specific uses are stipulated

8. EXPOSURE CONTROLS/PERSONAL PROTECTION

8.1 Control parameters

Components with workplace control parameters

Component	CAS-No.	Value	Control parameters	Basis
	Remarks	See 1910.1025		
Lead	7439-92-1	TWA	0.05 mg/m ³	USA. ACGIH Threshold Limit Values (TLV)
		Confirmed animal carcinogen with unknown relevance to humans		
		TWA	0.05 mg/m ³	USA. ACGIH Threshold Limit Values (TLV)
		Central Nervous System impairment Hematologic effects Peripheral Nervous System impairment Substances for which there is a Biological Exposure Index or Indices (see BEI® section) Confirmed animal carcinogen with unknown relevance to humans		

		TWA	0.05 mg/m ³	USA. NIOSH Recommended Exposure Limits
		See Appendix C		

Biological occupational exposure limits

Component	CAS-No.	Parameters	Value	Biological specimen	Basis
	-	Lead	200 µg/l	In blood	ACGIH - Biological Exposure Indices (BEI)
	Remarks	Not critical			

8.2 Exposure controls

Appropriate engineering controls

Handle in accordance with good industrial hygiene and safety practice. Wash hands before breaks and at the end of workday.

Personal protective equipment

Eye/face protection

Safety glasses with side-shields conforming to EN166 Use equipment for eye protection tested and approved under appropriate government standards such as NIOSH (US) or EN 166(EU).

Skin protection

Handle with gloves. Gloves must be inspected prior to use. Use proper glove removal technique (without touching glove's outer surface) to avoid skin contact with this product. Dispose of contaminated gloves after use in accordance with applicable laws and good laboratory practices. Wash and dry hands.

Full contact

Material: Nitrile rubber

Minimum layer thickness: 0.11 mm

Break through time: 480 min

Material tested:Dermatril® (KCL 740 / Aldrich Z677272, Size M)

Splash contact

Material: Nitrile rubber

Minimum layer thickness: 0.11 mm

Break through time: 480 min

Material tested:Dermatril® (KCL 740 / Aldrich Z677272, Size M)

data source: KCL GmbH, D-36124 Eichenzell, phone +49 (0)6659 87300, e-mail sales@kcl.de, test method: EN374

If used in solution, or mixed with other substances, and under conditions which differ from EN 374, contact the supplier of the CE approved gloves. This recommendation is advisory only and must be evaluated by an industrial hygienist and safety officer familiar with the specific situation of anticipated use by our customers. It should not be construed as offering an approval for any specific use scenario.

Body Protection

Complete suit protecting against chemicals, The type of protective equipment must be selected according to the concentration and amount of the dangerous substance at the specific workplace.

Respiratory protection

Where risk assessment shows air-purifying respirators are appropriate use a full-face particle respirator type N100 (US) or type P3 (EN 143) respirator cartridges as a backup to engineering controls. If the respirator is the sole means of protection, use a full-face supplied air respirator. Use respirators and components tested and approved under appropriate government standards such as NIOSH (US) or CEN (EU).

Control of environmental exposure

Prevent further leakage or spillage if safe to do so. Do not let product enter drains. Discharge into the environment must be avoided.

9. PHYSICAL AND CHEMICAL PROPERTIES

9.1 Information on basic physical and chemical properties

- | | |
|---------------|-------------------|
| a) Appearance | Form: powder |
| b) Odour | No data available |

c) Odour Threshold	No data available
d) pH	No data available
e) Melting point/freezing point	Melting point/range: 327.4 °C (621.3 °F) - lit.
f) Initial boiling point and boiling range	1,740 °C (3,164 °F) - lit.
g) Flash point	Not applicable
h) Evaporation rate	No data available
i) Flammability (solid, gas)	No data available
j) Upper/lower flammability or explosive limits	No data available
k) Vapour pressure	No data available
l) Vapour density	No data available
m) Relative density	No data available
n) Water solubility	No data available
o) Partition coefficient: n-octanol/water	No data available
p) Auto-ignition temperature	No data available
q) Decomposition temperature	No data available
r) Viscosity	No data available
s) Explosive properties	No data available
t) Oxidizing properties	No data available

9.2 Other safety information

No data available

10. STABILITY AND REACTIVITY

10.1 Reactivity

No data available

10.2 Chemical stability

Stable under recommended storage conditions.

10.3 Possibility of hazardous reactions

No data available

10.4 Conditions to avoid

No data available

10.5 Incompatible materials

Strong acids

10.6 Hazardous decomposition products

Hazardous decomposition products formed under fire conditions. - Lead oxides

Other decomposition products - No data available

In the event of fire: see section 5

11. TOXICOLOGICAL INFORMATION

11.1 Information on toxicological effects

Acute toxicity

No data available

Inhalation: No data available

Dermal: No data available

No data available

Skin corrosion/irritation

No data available

Serious eye damage/eye irritation

No data available

Respiratory or skin sensitisation

No data available

Germ cell mutagenicity

Rat

Cytogenetic analysis

Carcinogenicity

Limited evidence of carcinogenicity in animal studies

IARC: 2B - Group 2B: Possibly carcinogenic to humans (Lead)

NTP: RAHC - Reasonably anticipated to be a human carcinogenThe reference note has been added by TD based on the background information of the NTP. (Lead)

OSHA: OSHA specifically regulated carcinogen (Lead)

Reproductive toxicity

Reproductive toxicity - Rat - Inhalation

Effects on Newborn: Biochemical and metabolic.

Reproductive toxicity - Rat - Oral

Effects on Newborn: Behavioral.

Reproductive toxicity - Mouse - Oral

Effects on Fertility: Female fertility index (e.g., # females pregnant per females mated). Effects on Fertility: Pre-implantation mortality (e.g., reduction in numbe corpora lutea).

May damage fertility. May damage the unborn child.

Developmental Toxicity - Rat - Inhalation

Effects on Embryo or Fetus: Fetotoxicity (except death, e.g., stunted fetus). Specific Developmental Abnormalities: Blood and lymphatic system (including spleen and marrow).

Developmental Toxicity - Rat - Oral

Specific Developmental Abnormalities: Blood and lymphatic system (including spleen and marrow). Effects on Newborn: Growth statistics (e.g., reduced weight gain).

Developmental Toxicity - Rat - Oral

Effects on Embryo or Fetus: Fetotoxicity (except death, e.g., stunted fetus). Effects on Embryo or Fetus: Fetal death.

Developmental Toxicity - Mouse - Oral

Effects on Embryo or Fetus: Fetotoxicity (except death, e.g., stunted fetus). Effects on Embryo or Fetus: Fetal death.

Specific target organ toxicity - single exposure

No data available

Specific target organ toxicity - repeated exposure

Causes damage to organs through prolonged or repeated exposure.

Aspiration hazard

No data available

Additional Information

RTECS: OF7525000

anemia

Stomach - Irregularities - Based on Human Evidence

12. ECOLOGICAL INFORMATION

12.1 Toxicity

Toxicity to fish	mortality LOEC - Oncorhynchus mykiss (rainbow trout) - 1.19 mg/l - 96.0 h
	LC50 - Micropterus dolomieu - 2.2 mg/l - 96.0 h
	mortality NOEC - Salvelinus fontinalis - 1.7 mg/l - 10.0 d
Toxicity to daphnia and other aquatic invertebrates	mortality LOEC - Daphnia (water flea) - 0.17 mg/l - 24 h
	mortality NOEC - Daphnia (water flea) - 0.099 mg/l - 24 h
Toxicity to algae	mortality EC50 - Skeletonema costatum - 7.94 mg/l - 10 d

12.2 Persistence and degradability

No data available

12.3 Bioaccumulative potential

Bioaccumulation	Oncorhynchus kisutch - 2 Weeks - 150 µg/l
	Bioconcentration factor (BCF): 12

12.4 Mobility in soil

No data available

12.5 Results of PBT and vPvB assessment

PBT/vPvB assessment not available as chemical safety assessment not required/not conducted

12.6 Other adverse effects

An environmental hazard cannot be excluded in the event of unprofessional handling or disposal.
Very toxic to aquatic life with long lasting effects.

13. DISPOSAL CONSIDERATIONS

13.1 Waste treatment methods

Product

Offer surplus and non-recyclable solutions to a licensed disposal company. Contact a licensed professional waste disposal service to dispose of this material. Dissolve or mix the material with a combustible solvent and burn in a chemical incinerator equipped with an afterburner and scrubber.

Contaminated packaging

Dispose of as unused product.

14. TRANSPORT INFORMATION

DOT (US)

UN number: 3077 Class: 9 Packing group: III
Proper shipping name: Environmentally hazardous substance, solid, n.o.s. (Lead)
Reportable Quantity (RQ): 10 lbs
Poison Inhalation Hazard: No

IMDG

UN number: 3077 Class: 9 Packing group: III EMS-No: F-A, S-F
Proper shipping name: ENVIRONMENTALLY HAZARDOUS SUBSTANCE, SOLID, N.O.S. (Lead)
Marine pollutant: yes

IATA

UN number: 3077 Class: 9 Packing group: III
Proper shipping name: Environmentally hazardous substance, solid, n.o.s. (Lead)

Further information

EHS-Mark required (ADR 2.2.9.1.10, IMDG code 2.10.3) for single packagings and combination packagings containing inner packagings with Dangerous Goods > 5L for liquids or > 5kg for solids.

15. REGULATORY INFORMATION

SARA 302 Components

No chemicals in this material are subject to the reporting requirements of SARA Title III, Section 302.

SARA 313 Components

The following components are subject to reporting levels established by SARA Title III, Section 313:

	CAS-No.	Revision Date
Lead	7439-92-1	2015-11-23

SARA 311/312 Hazards

Acute Health Hazard, Chronic Health Hazard

Massachusetts Right To Know Components

	CAS-No.	Revision Date
Lead	7439-92-1	2015-11-23

Pennsylvania Right To Know Components

	CAS-No.	Revision Date
Lead	7439-92-1	2015-11-23

	CAS-No.	Revision Date
Lead	7439-92-1	2015-11-23

New Jersey Right To Know Components

	CAS-No.	Revision Date
Lead	7439-92-1	2015-11-23

California Prop. 65 Components

WARNING! This product contains a chemical known to the State of California to cause cancer.

	CAS-No.	Revision Date
Lead	7439-92-1	2009-02-01

WARNING: This product contains a chemical known to the State of California to cause birth defects or other reproductive harm.

	CAS-No.	Revision Date
Lead	7439-92-1	2009-02-01

16. OTHER INFORMATION

Full text of H-Statements referred to under sections 2 and 3.

Acute Tox.	Acute toxicity
Aquatic Acute	Acute aquatic toxicity
Aquatic Chronic	Chronic aquatic toxicity
Carc.	Carcinogenicity
H302	Harmful if swallowed.
H351	Suspected of causing cancer.
H361	Suspected of damaging fertility or the unborn child.
H372	Causes damage to organs through prolonged or repeated exposure.
H373	May cause damage to organs through prolonged or repeated exposure.

Further information

Copyright 2016 Sigma-Aldrich Co. LLC. License granted to make unlimited paper copies for internal use only.

The above information is believed to be correct but does not purport to be all inclusive and shall be used only as a guide. The information in this document is based on the present state of our knowledge and is applicable to the product with regard to appropriate safety precautions. It does not represent any guarantee of the properties of the product. Sigma-Aldrich Corporation and its Affiliates shall not be held liable for any damage resulting from handling or from contact with the above product. See www.sigma-aldrich.com and/or the reverse side of invoice or packing slip for additional terms and conditions of sale.

Preparation Information

Sigma-Aldrich Corporation
Product Safety – Americas Region
1-800-521-8956

Version: 4.11

Revision Date: 10/12/2018

Print Date: 06/28/2019

SAFETY DATA SHEET

Version 6.0
Revision Date 01/31/2017
Print Date 06/28/2019

1. PRODUCT AND COMPANY IDENTIFICATION

1.1 Product identifiers

Product name : Magnesium

Product Number : 200905
Brand : Sigma-Aldrich
Index-No. : 012-002-00-9

CAS-No. : 7439-95-4

1.2 Relevant identified uses of the substance or mixture and uses advised against

Identified uses : Laboratory chemicals, Synthesis of substances

1.3 Details of the supplier of the safety data sheet

Company : Sigma-Aldrich Inc.
3050 Spruce Street
ST. LOUIS MO 63103
UNITED STATES

Telephone : +1 314 771-5765
Fax : +1 800 325-5052

1.4 Emergency telephone number

Emergency Phone # : +1-703-527-3887

2. HAZARDS IDENTIFICATION

2.1 Classification of the substance or mixture

GHS Classification in accordance with 29 CFR 1910 (OSHA HCS)

Flammable solids (Category 1), H228

Self-heating substances and mixtures (Category 1), H251

Substances and mixtures, which in contact with water, emit flammable gases (Category 2), H261

For the full text of the H-Statements mentioned in this Section, see Section 16.

2.2 GHS Label elements, including precautionary statements

Pictogram



Signal word : Danger

Hazard statement(s)

H228

Flammable solid.

H251

Self-heating: may catch fire.

H261

In contact with water releases flammable gases.

Precautionary statement(s)

P210

Keep away from heat/sparks/open flames/hot surfaces. No smoking.

P223

Keep away from any possible contact with water, because of violent

P231 + P232	reaction and possible flash fire.
P235 + P410	Handle under inert gas. Protect from moisture.
P240	Keep cool. Protect from sunlight.
P241	Ground/bond container and receiving equipment.
P280	Use explosion-proof electrical/ ventilating/ lighting/ equipment.
P335 + P334	Wear protective gloves/ eye protection/ face protection.
	Brush off loose particles from skin. Immerse in cool water/ wrap in wet bandages.
P370 + P378	In case of fire: Use dry sand, dry chemical or alcohol-resistant foam for extinction.
P402 + P404	Store in a dry place. Store in a closed container.
P407	Maintain air gap between stacks/ pallets.
P413	Store bulk masses greater than .? kg/ .? lbs at temperatures not exceeding .? °C/ .? °F.
P420	Store away from other materials.
P501	Dispose of contents/ container to an approved waste disposal plant.

2.3 Hazards not otherwise classified (HNOC) or not covered by GHS

Combustible dust

3. COMPOSITION/INFORMATION ON INGREDIENTS

3.1 Substances

Formula	: Mg
Molecular weight	: 24.31 g/mol
CAS-No.	: 7439-95-4
EC-No.	: 231-104-6
Index-No.	: 012-002-00-9

Hazardous components

Component	Classification	Concentration
Magnesium (non pyrophoric)		
	Flam. Sol. 1; Self-heat. 1; Water-react. 2; H228, H251, H261	<= 100 %

For the full text of the H-Statements mentioned in this Section, see Section 16.

4. FIRST AID MEASURES

4.1 Description of first aid measures

General advice

Move out of dangerous area. Consult a physician. Show this safety data sheet to the doctor in attendance.

If inhaled

If breathed in, move person into fresh air. If not breathing, give artificial respiration. Consult a physician.

In case of skin contact

Wash off with soap and plenty of water. Consult a physician.

In case of eye contact

Flush eyes with water as a precaution.

If swallowed

Do NOT induce vomiting. Never give anything by mouth to an unconscious person. Rinse mouth with water. Consult a physician.

4.2 Most important symptoms and effects, both acute and delayed

The most important known symptoms and effects are described in the labelling (see section 2.2) and/or in section 11

4.3 Indication of any immediate medical attention and special treatment needed

No data available

5. FIREFIGHTING MEASURES

5.1 Extinguishing media

Suitable extinguishing media

Dry powder

5.2 Special hazards arising from the substance or mixture

Magnesium oxide

5.3 Advice for firefighters

Wear self-contained breathing apparatus for firefighting if necessary.

5.4 Further information

No data available

6. ACCIDENTAL RELEASE MEASURES

6.1 Personal precautions, protective equipment and emergency procedures

Avoid dust formation. Avoid breathing vapours, mist or gas. Ensure adequate ventilation. Remove all sources of ignition. Evacuate personnel to safe areas.

For personal protection see section 8.

6.2 Environmental precautions

Prevent further leakage or spillage if safe to do so. Do not let product enter drains.

6.3 Methods and materials for containment and cleaning up

Sweep up and shovel. Contain spillage, and then collect with an electrically protected vacuum cleaner or by wet-brushing and place in container for disposal according to local regulations (see section 13). Do not flush with water. Keep in suitable, closed containers for disposal. Contain spillage, pick up with an electrically protected vacuum cleaner or by wet-brushing and transfer to a container for disposal according to local regulations (see section 13).

6.4 Reference to other sections

For disposal see section 13.

7. HANDLING AND STORAGE

7.1 Precautions for safe handling

Avoid formation of dust and aerosols. Further processing of solid materials may result in the formation of combustion products. Formation should be taken into consideration before additional processing.

Provide appropriate exhaust ventilation at places where dust is formed. Keep away from sources of ignition - No smoking. Take measures to prevent the build up of electrostatic charge.

For precautions see section 2.2.

7.2 Conditions for safe storage, including any incompatibilities

Keep container tightly closed in a dry and well-ventilated place.

Never allow product to get in contact with water during storage.

Store under inert gas. Air and moisture sensitive.

7.3 Specific end use(s)

Apart from the uses mentioned in section 1.2 no other specific uses are stipulated

8. EXPOSURE CONTROLS/PERSONAL PROTECTION

8.1 Control parameters

Components with workplace control parameters

Contains no substances with occupational exposure limit values.

8.2 Exposure controls

Appropriate engineering controls

Handle in accordance with good industrial hygiene and safety practice. Wash hands before breaks and at the end of workday.

Personal protective equipment

Eye/face protection

Face shield and safety glasses Use equipment for eye protection tested and approved under appropriate government standards such as NIOSH (US) or EN 166(EU).

Skin protection

Handle with gloves. Gloves must be inspected prior to use. Use proper glove removal technique (without touching glove's outer surface) to avoid skin contact with this product. Dispose of contaminated gloves after use in accordance with applicable laws and good laboratory practices. Wash and dry hands.

Full contact

Material: Nitrile rubber

Minimum layer thickness: 0.11 mm

Break through time: 480 min

Material tested: Dermatril® (KCL 740 / Aldrich Z677272, Size M)

Splash contact

Material: Nitrile rubber

Minimum layer thickness: 0.11 mm

Break through time: 480 min

Material tested: Dermatril® (KCL 740 / Aldrich Z677272, Size M)

data source: KCL GmbH, D-36124 Eichenzell, phone +49 (0)6659 87300, e-mail sales@kcl.de, test method: EN374

If used in solution, or mixed with other substances, and under conditions which differ from EN 374, contact the supplier of the CE approved gloves. This recommendation is advisory only and must be evaluated by an industria situation of anticipated use by our customers. It should not be construed as offering an approval for any specific use scenario.

Body Protection

Flame retardant antistatic protective clothing., The type of protective equipment must be selected according to the concentration and amount of the dangerous substance at the specific workplace.

Respiratory protection

Where risk assessment shows air-purifying respirators are appropriate use (EN 143) respirator cartridges as a backup to engineering controls. If th full-face supplied air respirator. Use respirators and components tested and approved under appropriate government standards such as NIOSH (US) or CEN (EU).

Control of environmental exposure

Prevent further leakage or spillage if safe to do so. Do not let product enter drains.

9. PHYSICAL AND CHEMICAL PROPERTIES**9.1 Information on basic physical and chemical properties**

- | | |
|---|--|
| a) Appearance | Form: Turnings |
| b) Odour | No data available |
| c) Odour Threshold | No data available |
| d) pH | No data available |
| e) Melting point/freezing point | Melting point/range: 648 °C (1198 °F) - lit. |
| f) Initial boiling point and boiling range | 1,090 °C (1,994 °F) - lit. |
| g) Flash point | ()No data available |
| h) Evaporation rate | No data available |
| i) Flammability (solid, gas) | May form combustible dust concentrations in air. |
| j) Upper/lower flammability or explosive limits | No data available |
| k) Vapour pressure | 1 hPa at 621 °C (1150 °F) |
| l) Vapour density | No data available |
| m) Relative density | 1.74 g/mL at 25 °C (77 °F) |
| n) Water solubility | No data available |

- | | | |
|----|--|---|
| o) | Partition coefficient: n-octanol/water | No data available |
| p) | Auto-ignition temperature | The substance or mixture is classified as self heating with the category 1. |
| q) | Decomposition temperature | No data available |
| r) | Viscosity | No data available |
| s) | Explosive properties | No data available |
| t) | Oxidizing properties | No data available |

9.2 Other safety information

No data available

10. STABILITY AND REACTIVITY

10.1 Reactivity

No data available

10.2 Chemical stability

Stable under recommended storage conditions.

10.3 Possibility of hazardous reactions

Reacts violently with water.

10.4 Conditions to avoid

Heat, flames and sparks. Exposure to moisture

10.5 Incompatible materials

Acids, Strong oxidizing agents, Acid chlorides, Halogens

10.6 Hazardous decomposition products

Hazardous decomposition products formed under fire conditions. - Magnesium oxide

Other decomposition products - No data available

In the event of fire: see section 5

11. TOXICOLOGICAL INFORMATION

11.1 Information on toxicological effects

Acute toxicity

No data available(Magnesium (non pyrophoric))

Inhalation: No data available(Magnesium (non pyrophoric))

Dermal: No data available(Magnesium (non pyrophoric))

No data available(Magnesium (non pyrophoric))

Skin corrosion/irritation

No data available(Magnesium (non pyrophoric))

Serious eye damage/eye irritation

No data available(Magnesium (non pyrophoric))

Respiratory or skin sensitisation

No data available(Magnesium (non pyrophoric))

Germ cell mutagenicity

No data available(Magnesium (non pyrophoric))

Carcinogenicity

IARC: No component of this product present at levels greater than or equal to 0.1% is identified as probable, possible or confirmed human carcinogen by IARC.

No component of this product present at levels greater than or equal to 0.1% is identified as probable, possible or confirmed human carcinogen by IARC.

ACGIH: No component of this product present at levels greater than or equal to 0.1% is identified as a carcinogen or potential carcinogen by ACGIH.

NTP: No component of this product present at levels greater than or equal to 0.1% is identified as a known or anticipated carcinogen by NTP.

No component of this product present at levels greater than or equal to 0.1% is identified as a known or anticipated carcinogen by NTP.

OSHA: No component of this product present at levels greater than or equal to 0.1% is identified as a carcinogen or potential carcinogen by OSHA.

No component of this product present at levels greater than or equal to 0.1% is identified as a carcinogen or potential carcinogen by OSHA.

Reproductive toxicity

No data available(Magnesium (non pyrophoric))

No data available(Magnesium (non pyrophoric))

Specific target organ toxicity - single exposure

No data available(Magnesium (non pyrophoric))

Specific target organ toxicity - repeated exposure

No data available

Aspiration hazard

No data available(Magnesium (non pyrophoric))

Additional Information

RTECS: Not available

burning sensation, Cough, wheezing, laryngitis, Shortness of breath, Headache, Nausea, Vomiting, chills, Fever, fatigue, muscle pain, joint pain, rash, Anorexia.(Magnesium (non pyrophoric))

To the best of our knowledge, the chemical, physical, and toxicological properties have not been thoroughly investigated.(Magnesium (non pyrophoric))

Liver - Irregularities - Based on Human Evidence

Liver - Irregularities - Based on Human Evidence(Magnesium (non pyrophoric))

12. ECOLOGICAL INFORMATION

12.1 Toxicity

No data available

12.2 Persistence and degradability

No data available

12.3 Bioaccumulative potential

No data available

12.4 Mobility in soil

No data available(Magnesium (non pyrophoric))

12.5 Results of PBT and vPvB assessment

PBT/vPvB assessment not available as chemical safety assessment not required/not conducted

12.6 Other adverse effects

No data available

13. DISPOSAL CONSIDERATIONS

13.1 Waste treatment methods

Product

Contact a licensed professional waste disposal service to dispose of this material. Burn in a chemical incinerator equipped with an afterburner and scrubber b highly flammable. Offer surplus and non-recyclable solutions to a licensed disposal company.

Contaminated packaging

Dispose of as unused product.

14. TRANSPORT INFORMATION

DOT (US)

UN number: 1869 Class: 4.1 Packing group: III
Proper shipping name: Magnesium
Poison Inhalation Hazard: No

IMDG

UN number: 1869 Class: 4.1 Packing group: III EMS-No: F-G, S-G
Proper shipping name: MAGNESIUM

IATA

UN number: 1869 Class: 4.1 Packing group: III
Proper shipping name: Magnesium

15. REGULATORY INFORMATION

SARA 302 Components

No chemicals in this material are subject to the reporting requirements of SARA Title III, Section 302.

SARA 313 Components

This material does not contain any chemical components with known CAS numbers that exceed the threshold (De Minimis) reporting levels established by SARA Title III, Section 313.

SARA 311/312 Hazards

Fire Hazard, Reactivity Hazard, Chronic Health Hazard

Massachusetts Right To Know Components

	CAS-No.	Revision Date
Magnesium (non pyrophoric)	7439-95-4	1993-04-24

Pennsylvania Right To Know Components

	CAS-No.	Revision Date
Magnesium (non pyrophoric)	7439-95-4	1993-04-24

New Jersey Right To Know Components

	CAS-No.	Revision Date
Magnesium (non pyrophoric)	7439-95-4	1993-04-24

California Prop. 65 Components

This product does not contain any chemicals known to State of California to cause cancer, birth defects, or any other reproductive harm.

This product does not contain any chemicals known to State of California to cause cancer, birth defects, or any other reproductive harm.

16. OTHER INFORMATION

Full text of H-Statements referred to under sections 2 and 3.

H228	Flammable solid.
H251	Self-heating: may catch fire.
H261	In contact with water releases flammable gases.

HMIS Rating

Health hazard:	0
Chronic Health Hazard:	*
Flammability:	3
Physical Hazard	2

NFPA Rating

Health hazard:	0
Fire Hazard:	0
Reactivity Hazard:	2

Further information

Copyright 2016 Sigma-Aldrich Co. LLC. License granted to make unlimited paper copies for internal use only. The above information is believed to be correct but does not purport to be all inclusive and shall be used only as a guide. The information in this document is based on the present state of our knowledge and is applicable to the product with regard to appropriate safety precautions. It does not represent any guarantee of the properties of the product. Sigma-Aldrich Corporation and its Affiliates shall not be held liable for any damage resulting from handling or from contact with the above product. See www.sigma-aldrich.com and/or the reverse side of invoice or packing slip for additional terms and conditions of sale.

Preparation Information

Sigma-Aldrich Corporation
Product Safety – Americas Region
1-800-521-8956
Version: 6.0

Revision Date: 01/31/2017

Print Date: 06/28/2019

SAFETY DATA SHEET

Version 6.1
Revision Date 05/28/2017
Print Date 06/28/2019

1. PRODUCT AND COMPANY IDENTIFICATION**1.1 Product identifiers**

Product name : Manganese

Product Number : 463728

Brand : Aldrich

CAS-No. : 7439-96-5

1.2 Relevant identified uses of the substance or mixture and uses advised against

Identified uses : Laboratory chemicals, Synthesis of substances

1.3 Details of the supplier of the safety data sheet

Company : Sigma-Aldrich Inc.
3050 Spruce Street
ST. LOUIS MO 63103
UNITED STATES

Telephone : +1 314 771-5765

Fax : +1 800 325-5052

1.4 Emergency telephone number

Emergency Phone # : +1-703-527-3887

2. HAZARDS IDENTIFICATION**2.1 Classification of the substance or mixture****GHS Classification in accordance with 29 CFR 1910 (OSHA HCS)**

Substances and mixtures, which in contact with water, emit flammable gases (Category 1), H260

Acute aquatic toxicity (Category 3), H402

Chronic aquatic toxicity (Category 3), H412

For the full text of the H-Statements mentioned in this Section, see Section 16.

2.2 GHS Label elements, including precautionary statements

Pictogram



Signal word

Danger

Hazard statement(s)

H260

In contact with water releases flammable gases which may ignite spontaneously.

H412

Harmful to aquatic life with long lasting effects.

Precautionary statement(s)

P223

Keep away from any possible contact with water, because of violent reaction and possible flash fire.

P231 + P232

Handle under inert gas. Protect from moisture.

P273	Avoid release to the environment.
P280	Wear protective gloves/ protective clothing/ eye protection/ face protection.
P335 + P334	Brush off loose particles from skin. Immerse in cool water/ wrap in wet bandages.
P370 + P378	In case of fire: Use dry sand, dry chemical or alcohol-resistant foam for extinction.
P402 + P404	Store in a dry place. Store in a closed container.
P501	Dispose of contents/ container to an approved waste disposal plant.

2.3 Hazards not otherwise classified (HNOC) or not covered by GHS - none

3. COMPOSITION/INFORMATION ON INGREDIENTS

3.1 Substances

Formula	: Mn
Molecular weight	: 54.94 g/mol
CAS-No.	: 7439-96-5
EC-No.	: 231-105-1

Hazardous components

Component	Classification	Concentration
Manganese		
	Water-react. 1; Aquatic Acute 3; Aquatic Chronic 3; H260, H412	<= 100 %

For the full text of the H-Statements mentioned in this Section, see Section 16.

4. FIRST AID MEASURES

4.1 Description of first aid measures

General advice

Consult a physician. Show this safety data sheet to the doctor in attendance. Move out of dangerous area.

If inhaled

If breathed in, move person into fresh air. If not breathing, give artificial respiration. Consult a physician.

In case of skin contact

Wash off with soap and plenty of water. Consult a physician.

In case of eye contact

Rinse thoroughly with plenty of water for at least 15 minutes and consult a physician.

If swallowed

Never give anything by mouth to an unconscious person. Rinse mouth with water. Consult a physician.

4.2 Most important symptoms and effects, both acute and delayed

The most important known symptoms and effects are described in the labelling (see section 2.2) and/or in section 11

4.3 Indication of any immediate medical attention and special treatment needed

No data available

5. FIREFIGHTING MEASURES

5.1 Extinguishing media

Suitable extinguishing media

Dry powder Carbon dioxide (CO₂)

Unsuitable extinguishing media

Water

5.2 Special hazards arising from the substance or mixture

Manganese/manganese oxides

5.3 Advice for firefighters

Wear self-contained breathing apparatus for firefighting if necessary.

5.4 Further information

No data available

6. ACCIDENTAL RELEASE MEASURES

6.1 Personal precautions, protective equipment and emergency procedures

Use personal protective equipment. Avoid dust formation. Avoid breathing vapours, mist or gas. Ensure adequate ventilation. Evacuate personnel to safe areas. Avoid breathing dust.

For personal protection see section 8.

6.2 Environmental precautions

Prevent further leakage or spillage if safe to do so. Do not let product enter drains. Discharge into the environment must be avoided.

6.3 Methods and materials for containment and cleaning up

Sweep up and shovel. Contain spillage, and then collect with an electrically protected vacuum cleaner or by wet-brushing and place in container for disposal according to local regulations (see section 13). Do not flush with water. Keep in suitable, closed containers for disposal.

6.4 Reference to other sections

For disposal see section 13.

7. HANDLING AND STORAGE

7.1 Precautions for safe handling

Avoid contact with skin and eyes. Avoid formation of dust and aerosols.

Provide appropriate exhaust ventilation at places where dust is formed. Keep away from sources of ignition - No smoking.

For precautions see section 2.2.

7.2 Conditions for safe storage, including any incompatibilities

Keep container tightly closed in a dry and well-ventilated place.

Never allow product to get in contact with water during storage.

Moisture sensitive. Keep in a dry place.

7.3 Specific end use(s)

Apart from the uses mentioned in section 1.2 no other specific uses are stipulated

8. EXPOSURE CONTROLS/PERSONAL PROTECTION

8.1 Control parameters

Components with workplace control parameters

Component	CAS-No.	Value	Control parameters	Basis
Manganese	7439-96-5	TWA	0.200000 mg/m3	USA. ACGIH Threshold Limit Values (TLV)
	Remarks	Central Nervous System impairment Adopted values or notations enclosed are those for which changes are proposed in the NIC See Notice of Intended Changes (NIC)		
		C	5.000000 mg/m3	USA. Occupational Exposure Limits (OSHA) - Table Z-1 Limits for Air Contaminants
		Ceiling limit is to be determined from breathing-zone air samples.		
		C	5 mg/m3	USA. Occupational Exposure Limits (OSHA) - Table Z-1 Limits for Air Contaminants
		Ceiling limit is to be determined from breathing-zone air samples.		

		TWA	1.000000 mg/m3	USA. NIOSH Recommended Exposure Limits
		ST	3.000000 mg/m3	USA. NIOSH Recommended Exposure Limits
		TWA	1.000000 mg/m3	USA. NIOSH Recommended Exposure Limits
		ST	3.000000 mg/m3	USA. NIOSH Recommended Exposure Limits
		C	5.000000 mg/m3	USA. Occupational Exposure Limits (OSHA) - Table Z-1 Limits for Air Contaminants
		Ceiling limit is to be determined from breathing-zone air samples.		
		TWA	1.000000 mg/m3	USA. NIOSH Recommended Exposure Limits
		ST	3.000000 mg/m3	USA. NIOSH Recommended Exposure Limits
		TWA	0.200000 mg/m3	USA. ACGIH Threshold Limit Values (TLV)
		Central Nervous System impairment Adopted values or notations enclosed are those for which changes are proposed in the NIC See Notice of Intended Changes (NIC) varies		
		TWA	0.100000 mg/m3	USA. ACGIH Threshold Limit Values (TLV)
		Central Nervous System impairment 2015 Adoption varies		
		TWA	0.020000 mg/m3	USA. ACGIH Threshold Limit Values (TLV)
		Central Nervous System impairment 2015 Adoption varies		
		TWA	1 mg/m3	USA. NIOSH Recommended Exposure Limits
		ST	3 mg/m3	USA. NIOSH Recommended Exposure Limits
		TWA	0.1 mg/m3	USA. ACGIH Threshold Limit Values (TLV)
		Central Nervous System impairment Not classifiable as a human carcinogen varies		
		TWA	0.02 mg/m3	USA. ACGIH Threshold Limit Values (TLV)
		Central Nervous System impairment Not classifiable as a human carcinogen varies		

8.2 Exposure controls

Appropriate engineering controls

Handle in accordance with good industrial hygiene and safety practice. Wash hands before breaks and at the end of workday.

Personal protective equipment

Eye/face protection

Safety glasses with side-shields conforming to EN166 Use equipment for eye protection tested and approved under appropriate government standards such as NIOSH (US) or EN 166(EU).

Skin protection

Handle with gloves. Gloves must be inspected prior to use. Use proper glove removal technique (without touching glove's outer surface) to avoid skin contact with this product. Dispose of contaminated gloves after use in accordance with applicable laws and good laboratory practices. Wash and dry hands.

Body Protection

Impervious clothing, Flame retardant protective clothing, The type of protective equipment must be selected according to the concentration and amount of the dangerous substance at the specific workplace.

Respiratory protection

Where risk assessment shows air-purifying respirators are appropriate use (EN 143) respirator cartridges as a backup to engineering controls. If th full-face supplied air respirator. Use respirators and components tested and approved under appropriate government standards such as NIOSH (US) or CEN (EU).

Control of environmental exposure

Prevent further leakage or spillage if safe to do so. Do not let product enter drains. Discharge into the environment must be avoided.

9. PHYSICAL AND CHEMICAL PROPERTIES**9.1 Information on basic physical and chemical properties**

- | | |
|---|---|
| a) Appearance | Form: powder
Colour: grey |
| b) Odour | No data available |
| c) Odour Threshold | No data available |
| d) pH | No data available |
| e) Melting point/freezing point | Melting point/range: 1,244 °C (2,271 °F) - lit. |
| f) Initial boiling point and boiling range | 1,962 °C (3,564 °F) - lit. |
| g) Flash point | ()Not applicable |
| h) Evaporation rate | No data available |
| i) Flammability (solid, gas) | No data available |
| j) Upper/lower flammability or explosive limits | No data available |
| k) Vapour pressure | No data available |
| l) Vapour density | No data available |
| m) Relative density | 7.3 g/mL at 25 °C (77 °F) |
| n) Water solubility | No data available |
| o) Partition coefficient: n-octanol/water | No data available |
| p) Auto-ignition temperature | No data available |
| q) Decomposition temperature | No data available |
| r) Viscosity | No data available |
| s) Explosive properties | No data available |
| t) Oxidizing properties | No data available |

9.2 Other safety information

No data available

10. STABILITY AND REACTIVITY**10.1 Reactivity**

No data available

10.2 Chemical stability

Stable under recommended storage conditions.

10.3 Possibility of hazardous reactions

Reacts violently with water.

10.4 Conditions to avoid

Exposure to moisture

10.5 Incompatible materials

acids, Halogens, Bases, Phosphorus, Sulphur oxides, Peroxides

10.6 Hazardous decomposition products

Hazardous decomposition products formed under fire conditions. - Manganese/manganese oxides

Other decomposition products - No data available

In the event of fire: see section 5

11. TOXICOLOGICAL INFORMATION

11.1 Information on toxicological effects

Acute toxicity

LD50 Oral - Rat - 9,000 mg/kg(Manganese)

Inhalation: No data available(Manganese)

Dermal: No data available(Manganese)

No data available(Manganese)

Skin corrosion/irritation

Skin - Rabbit(Manganese)

Result: Mild skin irritation - 24 h

Serious eye damage/eye irritation

Eyes - Rabbit(Manganese)

Result: Mild eye irritation - 24 h

Respiratory or skin sensitisation

No data available(Manganese)

Germ cell mutagenicity

No data available(Manganese)

Carcinogenicity

IARC: No component of this product present at levels greater than or equal to 0.1% is identified as probable, possible or confirmed human carcinogen by IARC.

No component of this product present at levels greater than or equal to 0.1% is identified as probable, possible or confirmed human carcinogen by IARC.

NTP: No component of this product present at levels greater than or equal to 0.1% is identified as a known or anticipated carcinogen by NTP.

No component of this product present at levels greater than or equal to 0.1% is identified as a known or anticipated carcinogen by NTP.

OSHA: No component of this product present at levels greater than or equal to 0.1% is identified as a carcinogen or potential carcinogen by OSHA.

No component of this product present at levels greater than or equal to 0.1% is identified as a carcinogen or potential carcinogen by OSHA.

Reproductive toxicity

No data available(Manganese)

May cause reproductive disorders.(Manganese)

Specific target organ toxicity - single exposure

No data available(Manganese)

Specific target organ toxicity - repeated exposure

No data available

Aspiration hazard

No data available(Manganese)

Additional Information

RTECS: OO9275000

Men exposed to manganese dusts showed a decrease in fertility. Chronic man system. Early symptoms include languor, sleepiness and weakness in the le disturbances such as uncontrollable laughter and a spastic gait with tend cases. High incidence of pneumonia has been found in workers exposed to t(Manganese)

Stomach - Irregularities - Based on Human Evidence

Stomach - Irregularities - Based on Human Evidence(Manganese)

12. ECOLOGICAL INFORMATION**12.1 Toxicity**

Toxicity to daphnia and other aquatic invertebrates EC50 - Daphnia magna (Water flea) - 40 mg/l - 48 h(Manganese)

12.2 Persistence and degradability

No data available

12.3 Bioaccumulative potential

No data available

12.4 Mobility in soil

No data available(Manganese)

12.5 Results of PBT and vPvB assessment

PBT/vPvB assessment not available as chemical safety assessment not required/not conducted

12.6 Other adverse effects

An environmental hazard cannot be excluded in the event of unprofessional handling or disposal. Harmful to aquatic life.

No data available

13. DISPOSAL CONSIDERATIONS**13.1 Waste treatment methods****Product**

Burn in a chemical incinerator equipped with an afterburner and scrubber b highly flammable. Offer surplus and non-recyclable solutions to a licensed disposal company. Contact a licensed professional waste disposal service to dispose of this material.

Contaminated packaging

Dispose of as unused product.

14. TRANSPORT INFORMATION**DOT (US)**

UN number: 3208

Class: 4.3

Packing group: I

Proper shipping name: Metallic substance, water-reactive, n.o.s. (Manganese)

Poison Inhalation Hazard: No

IMDG

UN number: 3208

Class: 4.3

Packing group: I

EMS-No: F-G, S-N

Proper shipping name: METALLIC SUBSTANCE, WATER-REACTIVE, N.O.S. (Manganese)

IATA

UN number: 3208 Class: 4.3 Packing group: I
Proper shipping name: Metallic substance, water-reactive, n.o.s. (Manganese)
IATA Passenger: Not permitted for transport

15. REGULATORY INFORMATION**SARA 302 Components**

No chemicals in this material are subject to the reporting requirements of SARA Title III, Section 302.

SARA 313 Components

	CAS-No.	Revision Date
Manganese	7439-96-5	2007-07-01

SARA 311/312 Hazards

Reactivity Hazard, Chronic Health Hazard

Massachusetts Right To Know Components

	CAS-No.	Revision Date
Manganese	7439-96-5	2007-07-01

Pennsylvania Right To Know Components

	CAS-No.	Revision Date
Manganese	7439-96-5	2007-07-01

New Jersey Right To Know Components

	CAS-No.	Revision Date
Manganese	7439-96-5	2007-07-01

California Prop. 65 Components

This product does not contain any chemicals known to State of California to cause cancer, birth defects, or any other reproductive harm.

This product does not contain any chemicals known to State of California to cause cancer, birth defects, or any other reproductive harm.

16. OTHER INFORMATION**Full text of H-Statements referred to under sections 2 and 3.**

H260	In contact with water releases flammable gases which may ignite spontaneously.
H402	Harmful to aquatic life.
H412	Harmful to aquatic life with long lasting effects.

HMIS Rating

Health hazard:	0
Chronic Health Hazard:	*
Flammability:	3
Physical Hazard	2

NFPA Rating

Health hazard:	0
Fire Hazard:	0
Reactivity Hazard:	2
Special hazard.I:	W

Further information

Copyright 2016 Sigma-Aldrich Co. LLC. License granted to make unlimited paper copies for internal use only.
The above information is believed to be correct but does not purport to be all inclusive and shall be used only as a guide. The information in this document is based on the present state of our knowledge and is applicable to the product with regard to appropriate safety precautions. It does not represent any guarantee of the properties of the product. Sigma-Aldrich Corporation and its Affiliates shall not be held liable for any damage resulting from handling

or from contact with the above product. See www.sigma-aldrich.com and/or the reverse side of invoice or packing slip for additional terms and conditions of sale.

Preparation Information

Sigma-Aldrich Corporation
Product Safety – Americas Region
1-800-521-8956
Version: 6.1

Revision Date: 05/28/2017

Print Date: 06/28/2019

SAFETY DATA SHEET

Version 3.15
Revision Date 03/05/2018
Print Date 06/28/2019

1. PRODUCT AND COMPANY IDENTIFICATION

1.1 Product identifiers

Product name : Mercury

Product Number : 215457

Brand : Sigma-Aldrich

Index-No. : 080-001-00-0

CAS-No. : 7439-97-6

1.2 Relevant identified uses of the substance or mixture and uses advised against

Identified uses : Laboratory chemicals, Synthesis of substances

1.3 Details of the supplier of the safety data sheet

Company : Sigma-Aldrich
3050 Spruce Street
SAINT LOUIS MO 63103
USA

Telephone : +1 800-325-5832

Fax : +1 800-325-5052

1.4 Emergency telephone number

Emergency Phone # : +1-703-527-3887 (CHEMTREC)

2. HAZARDS IDENTIFICATION

2.1 Classification of the substance or mixture

GHS Classification in accordance with 29 CFR 1910 (OSHA HCS)

Acute toxicity, Inhalation (Category 2), H330

Reproductive toxicity (Category 1B), H360

Specific target organ toxicity - repeated exposure (Category 1), H372

Acute aquatic toxicity (Category 1), H400

Chronic aquatic toxicity (Category 1), H410

For the full text of the H-Statements mentioned in this Section, see Section 16.

2.2 GHS Label elements, including precautionary statements

Pictogram



Signal word

Danger

Hazard statement(s)

H330 Fatal if inhaled.

H360 May damage fertility or the unborn child.

H372 Causes damage to organs through prolonged or repeated exposure.

H410 Very toxic to aquatic life with long lasting effects.

Precautionary statement(s)

P201 Obtain special instructions before use.

P202 Do not handle until all safety precautions have been read and understood.

P260 Do not breathe dust/ fume/ gas/ mist/ vapours/ spray.

P264	Wash skin thoroughly after handling.
P270	Do not eat, drink or smoke when using this product.
P271	Use only outdoors or in a well-ventilated area.
P273	Avoid release to the environment.
P280	Wear protective gloves/ protective clothing/ eye protection/ face protection.
P284	Wear respiratory protection.
P304 + P340 + P310	IF INHALED: Remove person to fresh air and keep comfortable for breathing. Immediately call a POISON CENTER/doctor.
P308 + P313	IF exposed or concerned: Get medical advice/ attention.
P391	Collect spillage.
P403 + P233	Store in a well-ventilated place. Keep container tightly closed.
P405	Store locked up.
P501	Dispose of contents/ container to an approved waste disposal plant.

2.3 Hazards not otherwise classified (HNOC) or not covered by GHS - none

3. COMPOSITION/INFORMATION ON INGREDIENTS

3.1 Substances

Formula	: Hg
Molecular weight	: 200.59 g/mol
CAS-No.	: 7439-97-6
EC-No.	: 231-106-7
Index-No.	: 080-001-00-0

Hazardous components

Component	Classification	Concentration
Mercury		
	Acute Tox. 2; Repr. 1B; STOT RE 1; Aquatic Acute 1; Aquatic Chronic 1; H330, H360, H372, H410	90 - 100 %

For the full text of the H-Statements mentioned in this Section, see Section 16.

4. FIRST AID MEASURES

4.1 Description of first aid measures

General advice

Consult a physician. Show this safety data sheet to the doctor in attendance. Move out of dangerous area.

If inhaled

If breathed in, move person into fresh air. If not breathing, give artificial respiration. Consult a physician.

In case of skin contact

Wash off with soap and plenty of water. Take victim immediately to hospital. Consult a physician.

In case of eye contact

Flush eyes with water as a precaution.

If swallowed

Never give anything by mouth to an unconscious person. Rinse mouth with water. Consult a physician.

4.2 Most important symptoms and effects, both acute and delayed

The most important known symptoms and effects are described in the labelling (see section 2.2) and/or in section 11

4.3 Indication of any immediate medical attention and special treatment needed

No data available

5. FIREFIGHTING MEASURES

5.1 Extinguishing media

Suitable extinguishing media

Use water spray, alcohol-resistant foam, dry chemical or carbon dioxide.

5.2 Special hazards arising from the substance or mixture

No data available

5.3 Advice for firefighters

Wear self-contained breathing apparatus for firefighting if necessary.

5.4 Further information

No data available

6. ACCIDENTAL RELEASE MEASURES

6.1 Personal precautions, protective equipment and emergency procedures

Wear respiratory protection. Avoid breathing vapours, mist or gas. Ensure adequate ventilation. Evacuate personnel to safe areas.

For personal protection see section 8.

6.2 Environmental precautions

Prevent further leakage or spillage if safe to do so. Do not let product enter drains. Discharge into the environment must be avoided.

6.3 Methods and materials for containment and cleaning up

Soak up with inert absorbent material and dispose of as hazardous waste. Keep in suitable, closed containers for disposal. In some instances, a mercury spill kit may be used. Please consult with your site EHS representative to determine the most appropriate clean up method. Soak up with inert absorbent material and dispose of as hazardous waste. Keep in suitable, closed containers for disposal.

6.4 Reference to other sections

For disposal see section 13.

7. HANDLING AND STORAGE

7.1 Precautions for safe handling

Avoid contact with skin and eyes. Avoid inhalation of vapour or mist.

For precautions see section 2.2.

7.2 Conditions for safe storage, including any incompatibilities

Keep container tightly closed in a dry and well-ventilated place. Containers which are opened must be carefully resealed and kept upright to prevent leakage.

Store under inert gas.

Storage class (TRGS 510): 6.1B: Non-combustible, acute toxic Cat. 1 and 2 / very toxic hazardous materials

7.3 Specific end use(s)

Apart from the uses mentioned in section 1.2 no other specific uses are stipulated

8. EXPOSURE CONTROLS/PERSONAL PROTECTION

8.1 Control parameters

Components with workplace control parameters

Component	CAS-No.	Value	Control parameters	Basis
Mercury	7439-97-6	C	0.1 mg/m ³	USA. NIOSH Recommended Exposure Limits
	Remarks	Potential for dermal absorption		
		CEIL	1.0mg/10m ³	USA. Occupational Exposure Limits (OSHA) - Table Z-2
		TWA	0.05 mg/m ³	USA. OSHA - TABLE Z-1 Limits for Air Contaminants - 1910.1000
		Skin notation		

		TWA	0.025 mg/m ³	USA. ACGIH Threshold Limit Values (TLV)
		Central Nervous System impairment Kidney damage Substances for which there is a Biological Exposure Index or Indices (see BEI® section) Not classifiable as a human carcinogen Danger of cutaneous absorption		
		TWA	0.05 mg/m ³	USA. NIOSH Recommended Exposure Limits
		Potential for dermal absorption		

8.2 Exposure controls

Appropriate engineering controls

Avoid contact with skin, eyes and clothing. Wash hands before breaks and immediately after handling the product.

Personal protective equipment

Eye/face protection

Face shield and safety glasses Use equipment for eye protection tested and approved under appropriate government standards such as NIOSH (US) or EN 166(EU).

Skin protection

Handle with gloves. Gloves must be inspected prior to use. Use proper glove removal technique (without touching glove's outer surface) to avoid skin contact with this product. Dispose of contaminated gloves after use in accordance with applicable laws and good laboratory practices. Wash and dry hands.

Full contact

Material: Nitrile rubber

Minimum layer thickness: 0.11 mm

Break through time: 480 min

Material tested:Dermatril® (KCL 740 / Aldrich Z677272, Size M)

Splash contact

Material: Nitrile rubber

Minimum layer thickness: 0.11 mm

Break through time: 480 min

Material tested:Dermatril® (KCL 740 / Aldrich Z677272, Size M)

data source: KCL GmbH, D-36124 Eichenzell, phone +49 (0)6659 87300, e-mail sales@kcl.de, test method: EN374

If used in solution, or mixed with other substances, and under conditions which differ from EN 374, contact the supplier of the CE approved gloves. This recommendation is advisory only and must be evaluated by an industrial hygienist and safety officer familiar with the specific situation of anticipated use by our customers. It should not be construed as offering an approval for any specific use scenario.

Body Protection

Complete suit protecting against chemicals, The type of protective equipment must be selected according to the concentration and amount of the dangerous substance at the specific workplace.

Respiratory protection

Where risk assessment shows air-purifying respirators are appropriate use a full-face respirator with multi-purpose combination (US) or type ABEK (EN 14387) respirator cartridges as a backup to engineering controls. If the respirator is the sole means of protection, use a full-face supplied air respirator. Use respirators and components tested and approved under appropriate government standards such as NIOSH (US) or CEN (EU).

Control of environmental exposure

Prevent further leakage or spillage if safe to do so. Do not let product enter drains. Discharge into the environment must be avoided.

9. PHYSICAL AND CHEMICAL PROPERTIES

9.1 Information on basic physical and chemical properties

- | | |
|---------------|---------------------------------------|
| a) Appearance | Form: liquid
Colour: silver, white |
|---------------|---------------------------------------|

b) Odour	odourless
c) Odour Threshold	No data available
d) pH	No data available
e) Melting point/freezing point	Melting point/range: -38.87 °C (-37.97 °F) - lit.
f) Initial boiling point and boiling range	356.6 °C (673.9 °F) - lit.
g) Flash point	Not applicable
h) Evaporation rate	No data available
i) Flammability (solid, gas)	No data available
j) Upper/lower flammability or explosive limits	No data available
k) Vapour pressure	< 0.01 hPa (< 0.01 mmHg) at 20 °C (68 °F) 1 hPa (1 mmHg) at 126 °C (259 °F)
l) Vapour density	6.93 - (Air = 1.0)
m) Relative density	13.55 g/cm ³ at 25 °C (77 °F)
n) Water solubility	0.00006 g/l at 25 °C (77 °F)
o) Partition coefficient: n-octanol/water	No data available
p) Auto-ignition temperature	No data available
q) Decomposition temperature	No data available
r) Viscosity	No data available
s) Explosive properties	No data available
t) Oxidizing properties	No data available

9.2 Other safety information

Relative vapour density 6.93 - (Air = 1.0)

10. STABILITY AND REACTIVITY

10.1 Reactivity

No data available

10.2 Chemical stability

Stable under recommended storage conditions.

10.3 Possibility of hazardous reactions

No data available

10.4 Conditions to avoid

No data available

10.5 Incompatible materials

Strong oxidizing agents, Ammonia, Azides, Nitrates, Chlorates, Copper

10.6 Hazardous decomposition products

Hazardous decomposition products formed under fire conditions. - Mercury/mercury oxides.

Other decomposition products - No data available

In the event of fire: see section 5

11.1 Information on toxicological effects

No data available

LC50 Inhalation - Rat - male - 2 h - < 27 mg/m3

Dermal: No data available

No data available

No data available

No data available

No data available

No data available

This product is or contains a component that is not classifiable as to its carcinogenicity based on its IARC, ACGIH, NTP, or EPA classification.

IARC: No component of this product present at levels greater than or equal to 0.1% is identified as probable, possible or confirmed human carcinogen by IARC.

NTP: No component of this product present at levels greater than or equal to 0.1% is identified as a known or anticipated carcinogen by NTP.

OSHA: No component of this product present at levels greater than or equal to 0.1% is on OSHA's list of regulated carcinogens.

Presumed human reproductive toxicant

No data available

Causes damage to organs through prolonged or repeated exposure.

No data available

RTECS: OV4550000

To the best of our knowledge, the chemical, physical, and toxicological properties have not been thoroughly investigated.

Stomach - Irregularities - Based on Human Evidence

Stomach - Irregularities - Based on Human Evidence

12.1 Toxicity

Toxicity to fish mortality LC50 - *Cyprinus carpio* (Carp) - 0.160 mg/l - 96 h

No data available

Bioaccumulation Carassius auratus (goldfish) - 1,789 d
- 0.25 µg/l

Bioconcentration factor (BCF): 155,986

12.4 Mobility in soil

No data available

12.5 Results of PBT and vPvB assessment

PBT/vPvB assessment not available as chemical safety assessment not required/not conducted

12.6 Other adverse effects

An environmental hazard cannot be excluded in the event of unprofessional handling or disposal.
Very toxic to aquatic life with long lasting effects.

13. DISPOSAL CONSIDERATIONS

13.1 Waste treatment methods

Product

Offer surplus and non-recyclable solutions to a licensed disposal company. Contact a licensed professional waste disposal service to dispose of this material.

Contaminated packaging

Dispose of as unused product.

14. TRANSPORT INFORMATION

DOT (US)

UN number: 2809 Class: 8 (6.1) Packing group: III
Proper shipping name: A. W. Mercury
Reportable Quantity (RQ): 1 lbs
Poison Inhalation Hazard: No

IMDG

IATA

UN number: 2809 Class: 8 (6.1) Packing group: III
Proper shipping name: Mercury

15. REGULATORY INFORMATION

SARA 302 Components

No chemicals in this material are subject to the reporting requirements of SARA Title III, Section 302.

SARA 313 Components

This material does not contain any chemical components with known CAS numbers that exceed the threshold (De Minimis) reporting levels established by SARA Title III, Section 313.

SARA 311/312 Hazards

Acute Health Hazard, Chronic Health Hazard

Massachusetts Right To Know Components

Mercury	CAS-No. 7439-97-6	Revision Date 2015-11-23
---------	----------------------	-----------------------------

Pennsylvania Right To Know Components

Mercury	CAS-No. 7439-97-6	Revision Date 2015-11-23
---------	----------------------	-----------------------------

Mercury	CAS-No. 7439-97-6	Revision Date 2015-11-23
---------	----------------------	-----------------------------

New Jersey Right To Know Components

Mercury	CAS-No. 7439-97-6	Revision Date 2015-11-23
---------	----------------------	-----------------------------

California Prop. 65 Components

WARNING: This product contains a chemical known to the State of California to cause birth defects or other reproductive harm.
Mercury

CAS-No.
7439-97-6

Revision Date
2013-12-20

16. OTHER INFORMATION

Full text of H-Statements referred to under sections 2 and 3.

Acute Tox.	Acute toxicity
Aquatic Acute	Acute aquatic toxicity
Aquatic Chronic	Chronic aquatic toxicity
H330	Fatal if inhaled.
H360	May damage fertility or the unborn child.
H372	Causes damage to organs through prolonged or repeated exposure.
H400	Very toxic to aquatic life.
H410	Very toxic to aquatic life with long lasting effects.
Repr.	Reproductive toxicity

HMIS Rating

Health hazard:	2
Chronic Health Hazard:	*
Flammability:	0
Physical Hazard	0

NFPA Rating

Health hazard:	2
Fire Hazard:	0
Reactivity Hazard:	0

Further information

Copyright 2016 Sigma-Aldrich Co. LLC. License granted to make unlimited paper copies for internal use only.
The above information is believed to be correct but does not purport to be all inclusive and shall be used only as a guide. The information in this document is based on the present state of our knowledge and is applicable to the product with regard to appropriate safety precautions. It does not represent any guarantee of the properties of the product. Sigma-Aldrich Corporation and its Affiliates shall not be held liable for any damage resulting from handling or from contact with the above product. See www.sigma-aldrich.com and/or the reverse side of invoice or packing slip for additional terms and conditions of sale.

Preparation Information

Sigma-Aldrich Corporation
Product Safety – Americas Region
1-800-521-8956

Version: 3.15

Revision Date: 03/05/2018

Print Date: 06/28/2019

SAFETY DATA SHEET

Version 4.4
Revision Date 07/09/2014
Print Date 11/10/2018

1. PRODUCT AND COMPANY IDENTIFICATION**1.1 Product identifiers**

Product name : Propylbenzene

Product Number : P52407
Brand : Aldrich
Index-No. : 601-024-00-X

CAS-No. : 103-65-1

1.2 Relevant identified uses of the substance or mixture and uses advised against

Identified uses : Laboratory chemicals, Manufacture of substances

1.3 Details of the supplier of the safety data sheet

Company : Sigma-Aldrich
3050 Spruce Street
SAINT LOUIS MO 63103
USA

Telephone : +1 800-325-5832
Fax : +1 800-325-5052

1.4 Emergency telephone number

Emergency Phone # : +1-703-527-3887 (CHEMTREC)

2. HAZARDS IDENTIFICATION**2.1 Classification of the substance or mixture****GHS Classification in accordance with 29 CFR 1910 (OSHA HCS)**

Flammable liquids (Category 3), H226
Specific target organ toxicity - single exposure (Category 3), Respiratory system, H335
Aspiration hazard (Category 1), H304
Acute aquatic toxicity (Category 2), H401
Chronic aquatic toxicity (Category 2), H411

For the full text of the H-Statements mentioned in this Section, see Section 16.

2.2 GHS Label elements, including precautionary statements

Pictogram



Signal word

Danger

Hazard statement(s)

H226 Flammable liquid and vapour.
H304 May be fatal if swallowed and enters airways.
H335 May cause respiratory irritation.
H411 Toxic to aquatic life with long lasting effects.

Precautionary statement(s)

P210 Keep away from heat/sparks/open flames/hot surfaces. - No smoking.
P233 Keep container tightly closed.
P240 Ground/bond container and receiving equipment.
P241 Use explosion-proof electrical/ ventilating/ lighting/ equipment.

P242	Use only non-sparking tools.
P243	Take precautionary measures against static discharge.
P261	Avoid breathing dust/ fume/ gas/ mist/ vapours/ spray.
P271	Use only outdoors or in a well-ventilated area.
P273	Avoid release to the environment.
P280	Wear protective gloves/ protective clothing/ eye protection/ face protection.
P301 + P310	IF SWALLOWED: Immediately call a POISON CENTER or doctor/ physician.
P303 + P361 + P353	IF ON SKIN (or hair): Remove/ Take off immediately all contaminated clothing. Rinse skin with water/ shower.
P304 + P340	IF INHALED: Remove victim to fresh air and keep at rest in a position comfortable for breathing.
P312	Call a POISON CENTER or doctor/ physician if you feel unwell.
P331	Do NOT induce vomiting.
P370 + P378	In case of fire: Use dry sand, dry chemical or alcohol-resistant foam for extinction.
P391	Collect spillage.
P403 + P233	Store in a well-ventilated place. Keep container tightly closed.
P403 + P235	Store in a well-ventilated place. Keep cool.
P405	Store locked up.
P501	Dispose of contents/ container to an approved waste disposal plant.

2.3 Hazards not otherwise classified (HNOC) or not covered by GHS - none

3. COMPOSITION/INFORMATION ON INGREDIENTS

3.1 Substances

Synonyms	: 1-Phenylpropane
Formula	: C ₉ H ₁₂
Molecular Weight	: 120.19 g/mol
CAS-No.	: 103-65-1
EC-No.	: 203-132-9
Index-No.	: 601-024-00-X

Hazardous components

Component	Classification	Concentration
Propylbenzene		
	Flam. Liq. 3; STOT SE 3; Asp. Tox. 1; Aquatic Acute 2; Aquatic Chronic 2; H226, H304, H335, H411	-

For the full text of the H-Statements mentioned in this Section, see Section 16.

4. FIRST AID MEASURES

4.1 Description of first aid measures

General advice

Consult a physician. Show this safety data sheet to the doctor in attendance. Move out of dangerous area.

If inhaled

If breathed in, move person into fresh air. If not breathing, give artificial respiration. Consult a physician.

In case of skin contact

Wash off with soap and plenty of water. Consult a physician.

In case of eye contact

Flush eyes with water as a precaution.

If swallowed

Do NOT induce vomiting. Never give anything by mouth to an unconscious person. Rinse mouth with water. Consult a physician.

4.2 Most important symptoms and effects, both acute and delayed

The most important known symptoms and effects are described in the labelling (see section 2.2) and/or in section 11

4.3 Indication of any immediate medical attention and special treatment needed

no data available

5. FIREFIGHTING MEASURES

5.1 Extinguishing media

Suitable extinguishing media

Use water spray, alcohol-resistant foam, dry chemical or carbon dioxide.

5.2 Special hazards arising from the substance or mixture

Carbon oxides

5.3 Advice for firefighters

Wear self contained breathing apparatus for fire fighting if necessary.

5.4 Further information

Use water spray to cool unopened containers.

6. ACCIDENTAL RELEASE MEASURES

6.1 Personal precautions, protective equipment and emergency procedures

Use personal protective equipment. Avoid breathing vapours, mist or gas. Ensure adequate ventilation. Remove all sources of ignition. Evacuate personnel to safe areas. Beware of vapours accumulating to form explosive concentrations. Vapours can accumulate in low areas.

For personal protection see section 8.

6.2 Environmental precautions

Prevent further leakage or spillage if safe to do so. Do not let product enter drains. Discharge into the environment must be avoided.

6.3 Methods and materials for containment and cleaning up

Contain spillage, and then collect with an electrically protected vacuum cleaner or by wet-brushing and place in container for disposal according to local regulations (see section 13).

6.4 Reference to other sections

For disposal see section 13.

7. HANDLING AND STORAGE

7.1 Precautions for safe handling

Avoid contact with skin and eyes. Avoid inhalation of vapour or mist.

Keep away from sources of ignition - No smoking. Take measures to prevent the build up of electrostatic charge.

For precautions see section 2.2.

7.2 Conditions for safe storage, including any incompatibilities

Keep container tightly closed in a dry and well-ventilated place. Containers which are opened must be carefully resealed and kept upright to prevent leakage.

7.3 Specific end use(s)

Apart from the uses mentioned in section 1.2 no other specific uses are stipulated

8. EXPOSURE CONTROLS/PERSONAL PROTECTION

8.1 Control parameters

Components with workplace control parameters

Contains no substances with occupational exposure limit values.

8.2 Exposure controls

Appropriate engineering controls

Handle in accordance with good industrial hygiene and safety practice. Wash hands before breaks and at the end of workday.

Personal protective equipment

Eye/face protection

Face shield and safety glasses Use equipment for eye protection tested and approved under appropriate government standards such as NIOSH (US) or EN 166(EU).

Skin protection

Handle with gloves. Gloves must be inspected prior to use. Use proper glove removal technique (without touching glove's outer surface) to avoid skin contact with this product. Dispose of contaminated gloves after use in accordance with applicable laws and good laboratory practices. Wash and dry hands.

Full contact

Material: Fluorinated rubber

Minimum layer thickness: 0.7 mm

Break through time: 480 min

Material tested: Vitoject® (KCL 890 / Aldrich Z677698, Size M)

Splash contact

Material: Nitrile rubber

Minimum layer thickness: 0.4 mm

Break through time: 30 min

Material tested: Camatril® (KCL 730 / Aldrich Z677442, Size M)

data source: KCL GmbH, D-36124 Eichenzell, phone +49 (0)6659 87300, e-mail sales@kcl.de, test method: EN374

If used in solution, or mixed with other substances, and under conditions which differ from EN 374, contact the supplier of the CE approved gloves. This recommendation is advisory only and must be evaluated by an industrial hygienist and safety officer familiar with the specific situation of anticipated use by our customers. It should not be construed as offering an approval for any specific use scenario.

Body Protection

Complete suit protecting against chemicals, Flame retardant antistatic protective clothing, The type of protective equipment must be selected according to the concentration and amount of the dangerous substance at the specific workplace.

Respiratory protection

Where risk assessment shows air-purifying respirators are appropriate use a full-face respirator with multi-purpose combination (US) or type ABEK (EN 14387) respirator cartridges as a backup to engineering controls. If the respirator is the sole means of protection, use a full-face supplied air respirator. Use respirators and components tested and approved under appropriate government standards such as NIOSH (US) or CEN (EU).

Control of environmental exposure

Prevent further leakage or spillage if safe to do so. Do not let product enter drains. Discharge into the environment must be avoided.

9. PHYSICAL AND CHEMICAL PROPERTIES

9.1 Information on basic physical and chemical properties

- | | |
|--|--|
| a) Appearance | Form: liquid, clear
Colour: colourless |
| b) Odour | no data available |
| c) Odour Threshold | no data available |
| d) pH | no data available |
| e) Melting point/freezing point | Melting point/range: -99 °C (-146 °F) - lit. |
| f) Initial boiling point and boiling range | 159 °C (318 °F) - lit. |
| g) Flash point | 42.0 °C (107.6 °F) - closed cup |
| h) Evaporation rate | no data available |
| i) Flammability (solid, gas) | no data available |

j)	Upper/lower flammability or explosive limits	Upper explosion limit: 6 %(V) Lower explosion limit: 0.8 %(V)
k)	Vapour pressure	no data available
l)	Vapour density	no data available
m)	Relative density	0.862 g/cm ³ at 25 °C (77 °F)
n)	Water solubility	slightly soluble
o)	Partition coefficient: n-octanol/water	no data available
p)	Auto-ignition temperature	450.0 °C (842.0 °F)
q)	Decomposition temperature	no data available
r)	Viscosity	no data available
s)	Explosive properties	no data available
t)	Oxidizing properties	no data available

9.2 Other safety information

no data available

10. STABILITY AND REACTIVITY

10.1 Reactivity

no data available

10.2 Chemical stability

Stable under recommended storage conditions.

10.3 Possibility of hazardous reactions

no data available

10.4 Conditions to avoid

Heat, flames and sparks.

10.5 Incompatible materials

Strong oxidizing agents

10.6 Hazardous decomposition products

Other decomposition products - no data available

In the event of fire: see section 5

11. TOXICOLOGICAL INFORMATION

11.1 Information on toxicological effects

Acute toxicity

LD50 Oral - rat - 6,040 mg/kg

Remarks: Behavioral: Somnolence (general depressed activity).

LC50 Inhalation - rat - 2 h - 65000 ppm

Dermal: no data available

no data available

Skin corrosion/irritation

no data available

Serious eye damage/eye irritation

no data available

Respiratory or skin sensitisation

no data available

Germ cell mutagenicity

no data available

Carcinogenicity

- IARC: No component of this product present at levels greater than or equal to 0.1% is identified as probable, possible or confirmed human carcinogen by IARC.
- ACGIH: No component of this product present at levels greater than or equal to 0.1% is identified as a carcinogen or potential carcinogen by ACGIH.
- NTP: No component of this product present at levels greater than or equal to 0.1% is identified as a known or anticipated carcinogen by NTP.
- OSHA: No component of this product present at levels greater than or equal to 0.1% is identified as a carcinogen or potential carcinogen by OSHA.

Reproductive toxicity

no data available

no data available

Specific target organ toxicity - single exposure

May cause respiratory irritation.

Specific target organ toxicity - repeated exposure

no data available

Aspiration hazard

May be fatal if swallowed and enters airways.

Additional Information

RTECS: DA8750000

Damage to the lungs., To the best of our knowledge, the chemical, physical, and toxicological properties have not been thoroughly investigated.

Kidney -

12. ECOLOGICAL INFORMATION**12.1 Toxicity**

- Toxicity to fish LC50 - *Oncorhynchus mykiss* (rainbow trout) - 1.55 mg/l - 96.0 h
- Toxicity to daphnia and other aquatic invertebrates Immobilization EC50 - *Daphnia magna* (Water flea) - 2 mg/l - 24 h

12.2 Persistence and degradability

no data available

12.3 Bioaccumulative potential

no data available

12.4 Mobility in soil

no data available

12.5 Results of PBT and vPvB assessment

PBT/vPvB assessment not available as chemical safety assessment not required/not conducted

12.6 Other adverse effects

An environmental hazard cannot be excluded in the event of unprofessional handling or disposal.
Toxic to aquatic life.

Avoid release to the environment.

13. DISPOSAL CONSIDERATIONS

13.1 Waste treatment methods

Product

Burn in a chemical incinerator equipped with an afterburner and scrubber but exert extra care in igniting as this material is highly flammable. Offer surplus and non-recyclable solutions to a licensed disposal company. Contact a licensed professional waste disposal service to dispose of this material.

Contaminated packaging

Dispose of as unused product.

14. TRANSPORT INFORMATION

DOT (US)

UN number: 2364 Class: 3 Packing group: III
Proper shipping name: n-Propyl benzene
Marine pollutant: No
Poison Inhalation Hazard: No

IMDG

UN number: 2364 Class: 3 Packing group: III EMS-No: F-E, S-D
Proper shipping name: n-PROPYLBENZENE
Marine pollutant: No

IATA

UN number: 2364 Class: 3 Packing group: III
Proper shipping name: n-Propylbenzene

15. REGULATORY INFORMATION

SARA 302 Components

SARA 302: No chemicals in this material are subject to the reporting requirements of SARA Title III, Section 302.

SARA 313 Components

SARA 313: This material does not contain any chemical components with known CAS numbers that exceed the threshold (De Minimis) reporting levels established by SARA Title III, Section 313.

SARA 311/312 Hazards

Fire Hazard, Acute Health Hazard

Massachusetts Right To Know Components

	CAS-No.	Revision Date
Propylbenzene	103-65-1	1993-04-24

Pennsylvania Right To Know Components

	CAS-No.	Revision Date
Propylbenzene	103-65-1	1993-04-24

New Jersey Right To Know Components

	CAS-No.	Revision Date
Propylbenzene	103-65-1	1993-04-24

California Prop. 65 Components

This product does not contain any chemicals known to State of California to cause cancer, birth defects, or any other reproductive harm.

16. OTHER INFORMATION

Full text of H-Statements referred to under sections 2 and 3.

Aquatic Acute	Acute aquatic toxicity
Aquatic Chronic	Chronic aquatic toxicity

Asp. Tox.	Aspiration hazard
Flam. Liq.	Flammable liquids
H226	Flammable liquid and vapour.
H304	May be fatal if swallowed and enters airways.
H335	May cause respiratory irritation.
H401	Toxic to aquatic life.
H411	Toxic to aquatic life with long lasting effects.
STOT SE	Specific target organ toxicity - single exposure

HMIS Rating

Health hazard:	2
Chronic Health Hazard:	
Flammability:	2
Physical Hazard	0

NFPA Rating

Health hazard:	2
Fire Hazard:	2
Reactivity Hazard:	0

Further information

Copyright 2014 Sigma-Aldrich Co. LLC. License granted to make unlimited paper copies for internal use only. The above information is believed to be correct but does not purport to be all inclusive and shall be used only as a guide. The information in this document is based on the present state of our knowledge and is applicable to the product with regard to appropriate safety precautions. It does not represent any guarantee of the properties of the product. Sigma-Aldrich Corporation and its Affiliates shall not be held liable for any damage resulting from handling or from contact with the above product. See www.sigma-aldrich.com and/or the reverse side of invoice or packing slip for additional terms and conditions of sale.

Preparation Information

Sigma-Aldrich Corporation
Product Safety – Americas Region
1-800-521-8956

Version: 4.4

Revision Date: 07/09/2014

Print Date: 11/10/2018

SAFETY DATA SHEET

Version 6.2
Revision Date 05/28/2017
Print Date 06/28/2019

1. PRODUCT AND COMPANY IDENTIFICATION

1.1 Product identifiers

Product name : Sodium

Product Number : 483745

Brand : Aldrich

CAS-No. : 7440-23-5

1.2 Relevant identified uses of the substance or mixture and uses advised against

Identified uses : Laboratory chemicals, Synthesis of substances

1.3 Details of the supplier of the safety data sheet

Company : Sigma-Aldrich Inc.
3050 Spruce Street
ST. LOUIS MO 63103
UNITED STATES

Telephone : +1 314 771-5765

Fax : +1 800 325-5052

1.4 Emergency telephone number

Emergency Phone # : +1-703-527-3887

2. HAZARDS IDENTIFICATION

2.1 Classification of the substance or mixture

GHS Classification in accordance with 29 CFR 1910 (OSHA HCS)

Substances and mixtures, which in contact with water, emit flammable gases (Category 1), H260

Skin corrosion (Category 1B), H314

Serious eye damage (Category 1), H318

Carcinogenicity (Category 1A), H350

For the full text of the H-Statements mentioned in this Section, see Section 16.

2.2 GHS Label elements, including precautionary statements

Pictogram



Signal word

Danger

Hazard statement(s)

H260

In contact with water releases flammable gases which may ignite spontaneously.

H314

Causes severe skin burns and eye damage.

H318

Causes serious eye damage.

H350

May cause cancer.

Precautionary statement(s)	
P201	Obtain special instructions before use.
P202	Do not handle until all safety precautions have been read and understood.
P223	Keep away from any possible contact with water, because of violent reaction and possible flash fire.
P231 + P232	Handle under inert gas. Protect from moisture.
P260	Do not breathe dust or mist.
P264	Wash skin thoroughly after handling.
P280	Wear protective gloves/ protective clothing/ eye protection/ face protection.
P281	Use personal protective equipment as required.
P301 + P330 + P331	IF SWALLOWED: Rinse mouth. Do NOT induce vomiting.
P303 + P361 + P353	IF ON SKIN (or hair): Remove/ Take off immediately all contaminated clothing. Rinse skin with water/ shower.
P304 + P340 + P310	IF INHALED: Remove victim to fresh air and keep at rest in a position comfortable for breathing. Immediately call a POISON CENTER or doctor/ physician.
P305 + P351 + P338 + P310	IF IN EYES: Rinse cautiously with water for several minutes. Remove contact lenses, if present and easy to do. Continue rinsing. Immediately call a POISON CENTER/doctor.
P308 + P313	IF exposed or concerned: Get medical advice/ attention.
P335 + P334	Brush off loose particles from skin. Immerse in cool water/ wrap in wet bandages.
P363	Wash contaminated clothing before reuse.
P370 + P378	In case of fire: Use dry sand, dry chemical or alcohol-resistant foam for extinction.
P402 + P404	Store in a dry place. Store in a closed container.
P405	Store locked up.
P501	Dispose of contents/ container to an approved waste disposal plant.

2.3 Hazards not otherwise classified (HNOC) or not covered by GHS

Reacts violently with water.

3. COMPOSITION/INFORMATION ON INGREDIENTS

3.2 Mixtures

Formula : Na
Molecular weight : 22.99 g/mol

Hazardous components

Hazardous components		
Component	Classification	Concentration
Sodium		
CAS-No. 7440-23-5 EC-No. 231-132-9 Index-No. 011-001-00-0	Water-react. 1; Skin Corr. 1B; Eye Dam. 1; H260, H314	>= 90 - <= 100 %
Paraffin oils		
CAS-No. 8012-95-1 EC-No. 232-384-2	Asp. Tox. 1; H304, H304	>= 90 - <= 100 %

For the full text of the H-Statements mentioned in this Section, see Section 16.

4. FIRST AID MEASURES

4.1 Description of first aid measures

General advice

Consult a physician. Show this safety data sheet to the doctor in attendance. Move out of dangerous area.

If inhaled

If breathed in, move person into fresh air. If not breathing, give artificial respiration. Consult a physician.

In case of skin contact

Take off contaminated clothing and shoes immediately. Wash off with soap and plenty of water. Consult a physician.

In case of eye contact

Rinse thoroughly with plenty of water for at least 15 minutes and consult a physician. Continue rinsing eyes during transport to hospital.

If swallowed

Do NOT induce vomiting. Never give anything by mouth to an unconscious person. Rinse mouth with water. Consult a physician.

4.2 Most important symptoms and effects, both acute and delayed

The most important known symptoms and effects are described in the labelling (see section 2.2) and/or in section 11

4.3 Indication of any immediate medical attention and special treatment needed

No data available

5. FIREFIGHTING MEASURES

5.1 Extinguishing media

Suitable extinguishing media

Dry powder

5.2 Special hazards arising from the substance or mixture

Carbon oxides, Sodium oxides

5.3 Advice for firefighters

Wear self-contained breathing apparatus for firefighting if necessary.

5.4 Further information

No data available

6. ACCIDENTAL RELEASE MEASURES

6.1 Personal precautions, protective equipment and emergency procedures

Use personal protective equipment. Avoid dust formation. Avoid breathing vapours, mist or gas. Ensure adequate ventilation. Evacuate personnel to safe areas. Avoid breathing dust.

For personal protection see section 8.

6.2 Environmental precautions

Prevent further leakage or spillage if safe to do so. Do not let product enter drains.

6.3 Methods and materials for containment and cleaning up

Sweep up and shovel. Contain spillage, and then collect with an electrically protected vacuum cleaner or by wet-brushing and place in container for disposal according to local regulations (see section 13). Do not flush with water. Keep in suitable, closed containers for disposal.

6.4 Reference to other sections

For disposal see section 13.

7. HANDLING AND STORAGE

7.1 Precautions for safe handling

Avoid formation of dust and aerosols. Further processing of solid materials may result in the formation of combustion products. Formation should be taken into consideration before additional processing.

Provide appropriate exhaust ventilation at places where dust is formed. Keep away from sources of ignition - No smoking.

For precautions see section 2.2.

7.2 Conditions for safe storage, including any incompatibilities

Keep container tightly closed in a dry and well-ventilated place.
Never allow product to get in contact with water during storage.

Handle and store under inert gas. Air sensitive.

7.3 Specific end use(s)

Apart from the uses mentioned in section 1.2 no other specific uses are stipulated

8. EXPOSURE CONTROLS/PERSONAL PROTECTION

8.1 Control parameters

Components with workplace control parameters

Component	CAS-No.	Value	Control parameters	Basis
Paraffin oils	8012-95-1	STEL	10.000000 mg/m3	USA. ACGIH Threshold Limit Values (TLV)
		TWA	5.000000 mg/m3	USA. Occupational Exposure Limits (OSHA) - Table Z-1 Limits for Air Contaminants
		TWA	5.000000 mg/m3	USA. NIOSH Recommended Exposure Limits
		ST	10.000000 mg/m3	USA. NIOSH Recommended Exposure Limits
		TWA	5.000000 mg/m3	USA. Occupational Exposure Limits (OSHA) - Table Z-1 Limits for Air Contaminants
		TWA	5.000000 mg/m3	USA. ACGIH Threshold Limit Values (TLV)
	Remarks	Upper Respiratory Tract irritation 2015 Adoption Not classifiable as a human carcinogen		
		Upper Respiratory Tract irritation 2015 Adoption Exposure by all routes should be carefully controlled to levels as low as possible. Suspected human carcinogen		
		TWA	5.000000 mg/m3	USA. Occupational Exposure Limits (OSHA) - Table Z-1 Limits for Air Contaminants
		TWA	5.000000 mg/m3	USA. Occupational Exposure Limits (OSHA) - Table Z-1 Limits for Air Contaminants
		Upper Respiratory Tract irritation Exposure by all routes should be carefully controlled to levels as low as possible. Suspected human carcinogen		
		TWA	5.000000 mg/m3	USA. ACGIH Threshold Limit Values (TLV)
		Upper Respiratory Tract irritation Not classifiable as a human carcinogen		
		TWA	5.000000 mg/m3	USA. NIOSH Recommended Exposure Limits
		ST	10.000000 mg/m3	USA. NIOSH Recommended Exposure Limits
		Upper Respiratory Tract irritation Exposure by all routes should be carefully controlled to levels as low as possible. Suspected human carcinogen		

		TWA	5 mg/m3	USA. Occupational Exposure Limits (OSHA) - Table Z-1 Limits for Air Contaminants
		TWA	5 mg/m3	USA. ACGIH Threshold Limit Values (TLV)
		Upper Respiratory Tract irritation Not classifiable as a human carcinogen		
		TWA	5 mg/m3	USA. OSHA - TABLE Z-1 Limits for Air Contaminants - 1910.1000
		TWA	5 mg/m3	USA. NIOSH Recommended Exposure Limits
		ST	10 mg/m3	USA. NIOSH Recommended Exposure Limits

Hazardous components without workplace control parameters

8.2 Exposure controls

Appropriate engineering controls

Handle in accordance with good industrial hygiene and safety practice. Wash hands before breaks and at the end of workday.

Personal protective equipment

Eye/face protection

Face shield and safety glasses Use equipment for eye protection tested and approved under appropriate government standards such as NIOSH (US) or EN 166(EU).

Skin protection

Handle with gloves. Gloves must be inspected prior to use. Use proper glove removal technique (without touching glove's outer surface) to avoid skin contact with this product. Dispose of contaminated gloves after use in accordance with applicable laws and good laboratory practices. Wash and dry hands.

Full contact

Material: Nitrile rubber

Minimum layer thickness: 0.11 mm

Break through time: 480 min

Material tested:Dermatril® (KCL 740 / Aldrich Z677272, Size M)

Splash contact

Material: Nitrile rubber

Minimum layer thickness: 0.11 mm

Break through time: 480 min

Material tested:Dermatril® (KCL 740 / Aldrich Z677272, Size M)

data source: KCL GmbH, D-36124 Eichenzell, phone +49 (0)6659 87300, e-mail sales@kcl.de, test method: EN374

If used in solution, or mixed with other substances, and under conditions which differ from EN 374, contact the supplier of the CE approved gloves. This recommendation is advisory only and must be evaluated by an industria situation of anticipated use by our customers. It should not be construed as offering an approval for any specific use scenario.

Body Protection

Complete suit protecting against chemicals, Flame retardant protective clothing, The type of protective equipment must be selected according to the concentration and amount of the dangerous substance at the specific workplace.

Respiratory protection

Where risk assessment shows air-purifying respirators are appropriate use (EN 143) respirator cartridges as a backup to engineering controls. If th full-face supplied air respirator. Use respirators and components tested and approved under appropriate government standards such as NIOSH (US) or CEN (EU).

Control of environmental exposure

Prevent further leakage or spillage if safe to do so. Do not let product enter drains.

9. PHYSICAL AND CHEMICAL PROPERTIES

9.1 Information on basic physical and chemical properties

a) Appearance

Form: Pieces

b) Odour	No data available
c) Odour Threshold	No data available
d) pH	No data available
e) Melting point/freezing point	Melting point/range: 97.8 °C (208.0 °F) - lit.
f) Initial boiling point and boiling range	883 °C (1621 °F) - lit.
g) Flash point	82 °C (180 °F)
h) Evaporation rate	No data available
i) Flammability (solid, gas)	No data available
j) Upper/lower flammability or explosive limits	No data available
k) Vapour pressure	No data available
l) Vapour density	No data available
m) Relative density	0.97 g/cm ³
n) Water solubility	No data available
o) Partition coefficient: n-octanol/water	No data available
p) Auto-ignition temperature	No data available
q) Decomposition temperature	No data available
r) Viscosity	No data available
s) Explosive properties	No data available
t) Oxidizing properties	No data available

9.2 Other safety information

No data available

10. STABILITY AND REACTIVITY

10.1 Reactivity

No data available

10.2 Chemical stability

Stable under recommended storage conditions.

10.3 Possibility of hazardous reactions

Reacts violently with water.

10.4 Conditions to avoid

Air Do not allow water to enter container.

Exposure to moisture

10.5 Incompatible materials

Oxidizing agents

10.6 Hazardous decomposition products

Other decomposition products - No data available

Hazardous decomposition products formed under fire conditions. - Carbon oxides, Sodium oxides

In the event of fire: see section 5

11. TOXICOLOGICAL INFORMATION

11.1 Information on toxicological effects

Acute toxicity

No data available

Inhalation: No data available

Dermal: No data available

No data available

Skin corrosion/irritation

No data available

Serious eye damage/eye irritation

No data available

Respiratory or skin sensitisation

No data available

Germ cell mutagenicity

No data available

Carcinogenicity

IARC: No component of this product present at levels greater than or equal to 0.1% is identified as probable, possible or confirmed human carcinogen by IARC.

NTP: No component of this product present at levels greater than or equal to 0.1% is identified as a known or anticipated carcinogen by NTP.

OSHA: No component of this product present at levels greater than or equal to 0.1% is identified as a carcinogen or potential carcinogen by OSHA.

Reproductive toxicity

No data available

No data available

Specific target organ toxicity - single exposure

No data available

Specific target organ toxicity - repeated exposure

No data available

Aspiration hazard

No data available

Additional Information

RTECS: Not available

burning sensation, Cough, wheezing, laryngitis, Shortness of breath, spasm, inflammation and edema of the larynx, spasm, inflammation and edema of the bronchi, pneumonitis, pulmonary edema, Material is extremely destructive to tissue of the mucous membranes and upper respiratory tract, eyes, and skin., Aspiration may lead to:, lipid pneumonia, Effects due to ingestion may include:, laxative effect, Gastrointestinal disturbance, To the best of our knowledge, the chemical, physical, and toxicological properties have not been thoroughly investigated.

12. ECOLOGICAL INFORMATION

12.1 Toxicity

No data available

12.2 Persistence and degradability

No data available

12.3 Bioaccumulative potential

No data available

12.4 Mobility in soil

No data available

12.5 Results of PBT and vPvB assessment

PBT/vPvB assessment not available as chemical safety assessment not required/not conducted

12.6 Other adverse effects

No data available

13. DISPOSAL CONSIDERATIONS

13.1 Waste treatment methods

Product

Burn in a chemical incinerator equipped with an afterburner and scrubber b highly flammable. Offer surplus and non-recyclable solutions to a licensed disposal company. Contact a licensed professional waste disposal service to dispose of this material. Dissolve or mix the material with a combustible solvent and burn in a chem scrubber.

Contaminated packaging

Dispose of as unused product.

14. TRANSPORT INFORMATION

DOT (US)

UN number: 1428 Class: 4.3 Packing group: I
Proper shipping name: Sodium
Reportable Quantity (RQ) : 10 lbs

Poison Inhalation Hazard: No

IMDG

UN number: 1428 Class: 4.3 Packing group: I EMS-No: F-G, S-N
Proper shipping name: SODIUM

IATA

UN number: 1428 Class: 4.3 Packing group: I
Proper shipping name: Sodium
IATA Passenger: Not permitted for transport

15. REGULATORY INFORMATION

SARA 302 Components

No chemicals in this material are subject to the reporting requirements of SARA Title III, Section 302.

SARA 313 Components

This material does not contain any chemical components with known CAS numbers that exceed the threshold (De Minimis) reporting levels established by SARA Title III, Section 313.

SARA 311/312 Hazards

Reactivity Hazard, Acute Health Hazard, Chronic Health Hazard

Massachusetts Right To Know Components

	CAS-No.	Revision Date
Sodium	7440-23-5	1993-04-24
Paraffin oils	8012-95-1	2007-03-01

Pennsylvania Right To Know Components

	CAS-No.	Revision Date
Sodium	7440-23-5	1993-04-24
Paraffin oils	8012-95-1	2007-03-01

New Jersey Right To Know Components

Sodium
Paraffin oils

CAS-No.
7440-23-5
8012-95-1

Revision Date
1993-04-24
2007-03-01

California Prop. 65 Components

This product does not contain any chemicals known to State of California to cause cancer, birth defects, or any other reproductive harm.

16. OTHER INFORMATION

Full text of H-Statements referred to under sections 2 and 3.

Asp. Tox.	Aspiration hazard
Eye Dam.	Serious eye damage
H260	In contact with water releases flammable gases which may ignite spontaneously.
H304	May be fatal if swallowed and enters airways.
H314	Causes severe skin burns and eye damage.
H318	Causes serious eye damage.
H350	May cause cancer.
Skin Corr.	Skin corrosion
Water-react.	Substances and mixtures, which in contact with water, emit flammable gases

HMIS Rating

Health hazard:	3
Chronic Health Hazard:	*
Flammability:	4
Physical Hazard	2

NFPA Rating

Health hazard:	3
Fire Hazard:	4
Reactivity Hazard:	2
Special hazard.I:	W

Further information

Copyright 2016 Sigma-Aldrich Co. LLC. License granted to make unlimited paper copies for internal use only.
The above information is believed to be correct but does not purport to be all inclusive and shall be used only as a guide. The information in this document is based on the present state of our knowledge and is applicable to the product with regard to appropriate safety precautions. It does not represent any guarantee of the properties of the product. Sigma-Aldrich Corporation and its Affiliates shall not be held liable for any damage resulting from handling or from contact with the above product. See www.sigma-aldrich.com and/or the reverse side of invoice or packing slip for additional terms and conditions of sale.

Preparation Information

Sigma-Aldrich Corporation
Product Safety – Americas Region
1-800-521-8956
Version: 6.2

Revision Date: 05/28/2017

Print Date: 06/28/2019

SAFETY DATA SHEET

Version 4.10
Revision Date 01/04/2018
Print Date 11/10/2018

1. PRODUCT AND COMPANY IDENTIFICATION**1.1 Product identifiers**

Product name : Trichloroethylene

Product Number : 251402
Brand : Sigma-Aldrich
Index-No. : 602-027-00-9

CAS-No. : 79-01-6

1.2 Relevant identified uses of the substance or mixture and uses advised against

Identified uses : Laboratory chemicals, Synthesis of substances

1.3 Details of the supplier of the safety data sheet

Company : Sigma-Aldrich
3050 Spruce Street
SAINT LOUIS MO 63103
USA

Telephone : +1 800-325-5832
Fax : +1 800-325-5052

1.4 Emergency telephone number

Emergency Phone # : +1-703-527-3887 (CHEMTREC)

2. HAZARDS IDENTIFICATION**2.1 Classification of the substance or mixture****GHS Classification in accordance with 29 CFR 1910 (OSHA HCS)**

Skin irritation (Category 2), H315
Eye irritation (Category 2A), H319
Germ cell mutagenicity (Category 2), H341
Carcinogenicity (Category 1B), H350
Specific target organ toxicity - single exposure (Category 3), Central nervous system, H336
Acute aquatic toxicity (Category 3), H402
Chronic aquatic toxicity (Category 3), H412

For the full text of the H-Statements mentioned in this Section, see Section 16.

2.2 GHS Label elements, including precautionary statements

Pictogram



Signal word

Danger

Hazard statement(s)

H315	Causes skin irritation.
H319	Causes serious eye irritation.
H336	May cause drowsiness or dizziness.
H341	Suspected of causing genetic defects.
H350	May cause cancer.
H412	Harmful to aquatic life with long lasting effects.

Precautionary statement(s)	
P201	Obtain special instructions before use.
P202	Do not handle until all safety precautions have been read and understood.
P261	Avoid breathing dust/ fume/ gas/ mist/ vapours/ spray.
P264	Wash skin thoroughly after handling.
P271	Use only outdoors or in a well-ventilated area.
P273	Avoid release to the environment.
P280	Wear eye protection/ face protection.
P280	Wear protective gloves.
P281	Use personal protective equipment as required.
P302 + P352	IF ON SKIN: Wash with plenty of soap and water.
P304 + P340 + P312	IF INHALED: Remove victim to fresh air and keep at rest in a position comfortable for breathing. Call a POISON CENTER or doctor/ physician if you feel unwell.
P305 + P351 + P338	IF IN EYES: Rinse cautiously with water for several minutes. Remove contact lenses, if present and easy to do. Continue rinsing.
P308 + P313	IF exposed or concerned: Get medical advice/ attention.
P332 + P313	If skin irritation occurs: Get medical advice/ attention.
P337 + P313	If eye irritation persists: Get medical advice/ attention.
P362	Take off contaminated clothing and wash before reuse.
P403 + P233	Store in a well-ventilated place. Keep container tightly closed.
P405	Store locked up.
P501	Dispose of contents/ container to an approved waste disposal plant.

2.3 Hazards not otherwise classified (HNOC) or not covered by GHS - none

3. COMPOSITION/INFORMATION ON INGREDIENTS

3.1 Substances

Synonyms	: TCE Trichloroethene
Formula	: C ₂ HCl ₃
Molecular weight	: 131.39 g/mol
CAS-No.	: 79-01-6
EC-No.	: 201-167-4
Index-No.	: 602-027-00-9

Hazardous components

Component	Classification	Concentration
Trichloroethylene	Skin Irrit. 2; Eye Irrit. 2A; Muta. 2; Carc. 1B; STOT SE 3; Aquatic Acute 3; Aquatic Chronic 3; H315, H319, H336, H341, H350, H412	90 - 100 %

For the full text of the H-Statements mentioned in this Section, see Section 16.

4. FIRST AID MEASURES

4.1 Description of first aid measures

General advice

Consult a physician. Show this safety data sheet to the doctor in attendance. Move out of dangerous area.

If inhaled

If breathed in, move person into fresh air. If not breathing, give artificial respiration. Consult a physician.

In case of skin contact

Wash off with soap and plenty of water. Consult a physician.

In case of eye contact

Rinse thoroughly with plenty of water for at least 15 minutes and consult a physician.

If swallowed

Never give anything by mouth to an unconscious person. Rinse mouth with water. Consult a physician.

4.2 Most important symptoms and effects, both acute and delayed

The most important known symptoms and effects are described in the labelling (see section 2.2) and/or in section 11

4.3 Indication of any immediate medical attention and special treatment needed

No data available

5. FIREFIGHTING MEASURES**5.1 Extinguishing media****Suitable extinguishing media**

Use water spray, alcohol-resistant foam, dry chemical or carbon dioxide.

5.2 Special hazards arising from the substance or mixture

No data available

5.3 Advice for firefighters

Wear self-contained breathing apparatus for firefighting if necessary.

5.4 Further information

No data available

6. ACCIDENTAL RELEASE MEASURES**6.1 Personal precautions, protective equipment and emergency procedures**

Use personal protective equipment. Avoid breathing vapours, mist or gas. Ensure adequate ventilation. Evacuate personnel to safe areas.

For personal protection see section 8.

6.2 Environmental precautions

Prevent further leakage or spillage if safe to do so. Do not let product enter drains. Discharge into the environment must be avoided.

6.3 Methods and materials for containment and cleaning up

Soak up with inert absorbent material and dispose of as hazardous waste. Keep in suitable, closed containers for disposal.

6.4 Reference to other sections

For disposal see section 13.

7. HANDLING AND STORAGE**7.1 Precautions for safe handling**

Avoid contact with skin and eyes. Avoid inhalation of vapour or mist.

For precautions see section 2.2.

7.2 Conditions for safe storage, including any incompatibilities

Keep container tightly closed in a dry and well-ventilated place. Containers which are opened must be carefully resealed and kept upright to prevent leakage.

Light sensitive. Handle and store under inert gas.

Storage class (TRGS 510): 6.1D: Non-combustible, acute toxic Cat.3 / toxic hazardous materials or hazardous materials causing chronic effects

7.3 Specific end use(s)

Apart from the uses mentioned in section 1.2 no other specific uses are stipulated

8. EXPOSURE CONTROLS/PERSONAL PROTECTION

8.1 Control parameters

Components with workplace control parameters

Component	CAS-No.	Value	Control parameters	Basis
Trichloroethylene	79-01-6	TWA	10.000000 ppm	USA. ACGIH Threshold Limit Values (TLV)
	Remarks	Central Nervous System impairment cognitive decrement Renal toxicity Substances for which there is a Biological Exposure Index or Indices (see BEI® section) Suspected human carcinogen		
		STEL	25.000000 ppm	USA. ACGIH Threshold Limit Values (TLV)
		Central Nervous System impairment cognitive decrement Renal toxicity Substances for which there is a Biological Exposure Index or Indices (see BEI® section) Suspected human carcinogen		
		Potential Occupational Carcinogen See Appendix C See Appendix A		
		See Table Z-2		
		TWA	100.000000 ppm	USA. Occupational Exposure Limits (OSHA) - Table Z-2
		Z37.19-1967		
		CEIL	200.000000 ppm	USA. Occupational Exposure Limits (OSHA) - Table Z-2
		Z37.19-1967		
		Peak	300.000000 ppm	USA. Occupational Exposure Limits (OSHA) - Table Z-2
		Z37.19-1967		
		TWA	100 ppm	USA. Occupational Exposure Limits (OSHA) - Table Z-2
		Z37.19-1967		
		CEIL	200 ppm	USA. Occupational Exposure Limits (OSHA) - Table Z-2
		Z37.19-1967		
		Peak	300 ppm	USA. Occupational Exposure Limits (OSHA) - Table Z-2
		Z37.19-1967		

		STEL	100 ppm 537 mg/m ³	California permissible exposure limits for chemical contaminants (Title 8, Article 107)
		C	300 ppm	California permissible exposure limits for chemical contaminants (Title 8, Article 107)
		PEL	25 ppm 135 mg/m ³	California permissible exposure limits for chemical contaminants (Title 8, Article 107)

Biological occupational exposure limits

Component	CAS-No.	Parameters	Value	Biological specimen	Basis
	-	Trichloroacetic acid	15.0000 mg/l	Urine	ACGIH - Biological Exposure Indices (BEI)
	Remarks	End of shift at end of workweek			
		Trichloroethanol	0.5000 mg/l	In blood	ACGIH - Biological Exposure Indices (BEI)
		End of shift at end of workweek			
		Trichloroethylene		In blood	ACGIH - Biological Exposure Indices (BEI)
		End of shift at end of workweek			
		Trichloroethylene		In end-exhaled air	ACGIH - Biological Exposure Indices (BEI)
		End of shift at end of workweek			

8.2 Exposure controls

Appropriate engineering controls

Handle in accordance with good industrial hygiene and safety practice. Wash hands before breaks and at the end of workday.

Personal protective equipment

Eye/face protection

Safety glasses with side-shields conforming to EN166 Use equipment for eye protection tested and approved under appropriate government standards such as NIOSH (US) or EN 166(EU).

Skin protection

Handle with gloves. Gloves must be inspected prior to use. Use proper glove removal technique (without touching glove's outer surface) to avoid skin contact with this product. Dispose of contaminated gloves after use in accordance with applicable laws and good laboratory practices. Wash and dry hands.

Full contact

Material: Fluorinated rubber

Minimum layer thickness: 0.7 mm

Break through time: 480 min

Material tested: Vitoject® (KCL 890 / Aldrich Z677698, Size M)

Splash contact

Material: Fluorinated rubber

Minimum layer thickness: 0.7 mm

Break through time: 480 min

Material tested: Vitoject® (KCL 890 / Aldrich Z677698, Size M)

data source: KCL GmbH, D-36124 Eichenzell, phone +49 (0)6659 87300, e-mail sales@kcl.de, test method: EN374

If used in solution, or mixed with other substances, and under conditions which differ from EN 374, contact the supplier of the CE approved gloves. This recommendation is advisory only and must be evaluated by an industrial hygienist and safety officer familiar with the specific situation of anticipated use by our customers. It should not be construed as offering an approval for any specific use scenario.

Body Protection

Complete suit protecting against chemicals, The type of protective equipment must be selected according to the concentration and amount of the dangerous substance at the specific workplace.

Respiratory protection

Where risk assessment shows air-purifying respirators are appropriate use a full-face respirator with multi-purpose combination (US) or type ABEK (EN 14387) respirator cartridges as a backup to engineering controls. If the respirator is the sole means of protection, use a full-face supplied air respirator. Use respirators and components tested and approved under appropriate government standards such as NIOSH (US) or CEN (EU).

Control of environmental exposure

Prevent further leakage or spillage if safe to do so. Do not let product enter drains. Discharge into the environment must be avoided.

9. PHYSICAL AND CHEMICAL PROPERTIES**9.1 Information on basic physical and chemical properties**

a) Appearance	Form: liquid, clear Colour: colourless
b) Odour	No data available
c) Odour Threshold	No data available
d) pH	No data available
e) Melting point/freezing point	Melting point/range: -84.8 °C (-120.6 °F) - lit.
f) Initial boiling point and boiling range	86.7 °C (188.1 °F) - lit.
g) Flash point	No data available
h) Evaporation rate	No data available
i) Flammability (solid, gas)	No data available
j) Upper/lower flammability or explosive limits	Upper explosion limit: 10.5 %(V) Lower explosion limit: 8 %(V)
k) Vapour pressure	81.3 hPa (61.0 mmHg) at 20.0 °C (68.0 °F)
l) Vapour density	No data available
m) Relative density	1.463 g/mL at 25 °C (77 °F)
n) Water solubility	No data available
o) Partition coefficient: n-octanol/water	log Pow: 2.29log Pow: 5
p) Auto-ignition temperature	410.0 °C (770.0 °F)
q) Decomposition temperature	No data available
r) Viscosity	No data available
s) Explosive properties	No data available
t) Oxidizing properties	No data available

9.2 Other safety information

No data available

10. STABILITY AND REACTIVITY**10.1 Reactivity**

No data available

10.2 Chemical stability

Stable under recommended storage conditions.

10.3 Possibility of hazardous reactions

No data available

10.4 Conditions to avoid

No data available

10.5 Incompatible materials

Oxidizing agents, Strong bases, Magnesium

10.6 Hazardous decomposition products

Hazardous decomposition products formed under fire conditions. - Carbon oxides, Hydrogen chloride gas

Other decomposition products - No data available

In the event of fire: see section 5

11. TOXICOLOGICAL INFORMATION**11.1 Information on toxicological effects****Acute toxicity**

LD50 Oral - Rat - 4,920 mg/kg

LC50 Inhalation - Mouse - 4 h - 8450 ppm

LD50 Dermal - Rabbit - > 20,000 mg/kg

No data available

Skin corrosion/irritation

Skin - Rabbit

Result: Severe skin irritation - 24 h

Serious eye damage/eye irritation

Eyes - Rabbit

Result: Eye irritation - 24 h

Respiratory or skin sensitisation

No data available

Germ cell mutagenicity

Laboratory experiments have shown mutagenic effects.

In vitro tests showed mutagenic effects

Carcinogenicity

This product is or contains a component that has been reported to be probably carcinogenic based on its IARC, OSHA, ACGIH, NTP, or EPA classification.

Possible human carcinogen

IARC: 1 - Group 1: Carcinogenic to humans (Trichloroethylene)

NTP: RAHC - Reasonably anticipated to be a human carcinogen (Trichloroethylene)

OSHA: No component of this product present at levels greater than or equal to 0.1% is on OSHA's list of regulated carcinogens.

Reproductive toxicity

No data available

No data available

Specific target organ toxicity - single exposure

No data available

Specific target organ toxicity - repeated exposure

No data available

Aspiration hazard

No data available

Additional Information

RTECS: KX4550000

burning sensation, Cough, wheezing, laryngitis, Shortness of breath, Headache, Nausea, Vomiting, Exposure to and/or consumption of alcohol may increase toxic effects., Gastrointestinal disturbance, Kidney injury may occur., narcosis
To the best of our knowledge, the chemical, physical, and toxicological properties have not been thoroughly investigated.

12. ECOLOGICAL INFORMATION

12.1 Toxicity

Toxicity to fish	LC50 - Pimephales promelas (fathead minnow) - 41 mg/l - 96.0 h LOEC - other fish - 11 mg/l - 10.0 d NOEC - Oryzias latipes - 40 mg/l - 10.0 d
Toxicity to daphnia and other aquatic invertebrates	EC50 - Daphnia magna (Water flea) - 18.00 mg/l - 48 h
Toxicity to algae	IC50 - Pseudokirchneriella subcapitata (green algae) - 175.00 mg/l - 96 h

12.2 Persistence and degradability

No data available

12.3 Bioaccumulative potential

Does not bioaccumulate.

12.4 Mobility in soil

No data available

12.5 Results of PBT and vPvB assessment

PBT/vPvB assessment not available as chemical safety assessment not required/not conducted

12.6 Other adverse effects

An environmental hazard cannot be excluded in the event of unprofessional handling or disposal.
Harmful to aquatic life with long lasting effects.

An environmental hazard cannot be excluded in the event of unprofessional handling or disposal.

Harmful to aquatic organisms, may cause long-term adverse effects in the aquatic environment.

13. DISPOSAL CONSIDERATIONS

13.1 Waste treatment methods

Product

Offer surplus and non-recyclable solutions to a licensed disposal company. Contact a licensed professional waste disposal service to dispose of this material. Dissolve or mix the material with a combustible solvent and burn in a chemical incinerator equipped with an afterburner and scrubber.

Contaminated packaging

Dispose of as unused product.

14. TRANSPORT INFORMATION

DOT (US)

UN number: 1710 Class: 6.1 Packing group: III
Proper shipping name: Trichloroethylene
Reportable Quantity (RQ): 100 lbs
Poison Inhalation Hazard: No

IMDG

UN number: 1710 Class: 6.1 Packing group: III EMS-No: F-A, S-A
Proper shipping name: TRICHLOROETHYLENE

IATA

UN number: 1710 Class: 6.1 Packing group: III

Proper shipping name: Trichloroethylene

15. REGULATORY INFORMATION

SARA 302 Components

No chemicals in this material are subject to the reporting requirements of SARA Title III, Section 302.

SARA 313 Components

The following components are subject to reporting levels established by SARA Title III, Section 313:

	CAS-No.	Revision Date
Trichloroethylene	79-01-6	2007-07-01

SARA 311/312 Hazards

Acute Health Hazard, Chronic Health Hazard

Massachusetts Right To Know Components

	CAS-No.	Revision Date
Trichloroethylene	79-01-6	2007-07-01

Pennsylvania Right To Know Components

	CAS-No.	Revision Date
Trichloroethylene	79-01-6	2007-07-01

New Jersey Right To Know Components

	CAS-No.	Revision Date
Trichloroethylene	79-01-6	2007-07-01

California Prop. 65 Components

WARNING! This product contains a chemical known to the State of California to cause cancer.

	CAS-No.	Revision Date
Trichloroethylene	79-01-6	2011-09-01

WARNING: This product contains a chemical known to the State of California to cause birth defects or other reproductive harm.

	CAS-No.	Revision Date
Trichloroethylene	79-01-6	2011-09-01

16. OTHER INFORMATION

Full text of H-Statements referred to under sections 2 and 3.

Aquatic Acute	Acute aquatic toxicity
Aquatic Chronic	Chronic aquatic toxicity
Carc.	Carcinogenicity
Eye Irrit.	Eye irritation
H315	Causes skin irritation.
H319	Causes serious eye irritation.
H336	May cause drowsiness or dizziness.
H341	Suspected of causing genetic defects.
H350	May cause cancer.
H402	Harmful to aquatic life.

HMIS Rating

Health hazard:	2
Chronic Health Hazard:	*
Flammability:	0
Physical Hazard	0

NFPA Rating

Health hazard:	2
Fire Hazard:	0
Reactivity Hazard:	0

Further information

Copyright 2016 Sigma-Aldrich Co. LLC. License granted to make unlimited paper copies for internal use only. The above information is believed to be correct but does not purport to be all inclusive and shall be used only as a guide. The information in this document is based on the present state of our knowledge and is applicable to the product with regard to appropriate safety precautions. It does not represent any guarantee of the properties of the product. Sigma-Aldrich Corporation and its Affiliates shall not be held liable for any damage resulting from handling or from contact with the above product. See www.sigma-aldrich.com and/or the reverse side of invoice or packing slip for additional terms and conditions of sale.

Preparation Information

Sigma-Aldrich Corporation
Product Safety – Americas Region
1-800-521-8956

Version: 4.10

Revision Date: 01/04/2018

Print Date: 11/10/2018

SAFETY DATA SHEET

Version 6.1
Revision Date 05/28/2017
Print Date 06/28/2019

1. PRODUCT AND COMPANY IDENTIFICATION**1.1 Product identifiers**

Product name : Thallium

Product Number : 277932
Brand : Aldrich
Index-No. : 081-001-00-3

CAS-No. : 7440-28-0

1.2 Relevant identified uses of the substance or mixture and uses advised against

Identified uses : Laboratory chemicals, Synthesis of substances

1.3 Details of the supplier of the safety data sheet

Company : Sigma-Aldrich Inc.
3050 Spruce Street
ST. LOUIS MO 63103
UNITED STATES

Telephone : +1 314 771-5765
Fax : +1 800 325-5052

1.4 Emergency telephone number

Emergency Phone # : +1-703-527-3887

2. HAZARDS IDENTIFICATION**2.1 Classification of the substance or mixture****GHS Classification in accordance with 29 CFR 1910 (OSHA HCS)**

Acute toxicity, Oral (Category 2), H300
Acute toxicity, Inhalation (Category 2), H330
Acute aquatic toxicity (Category 3), H402
Chronic aquatic toxicity (Category 3), H412

For the full text of the H-Statements mentioned in this Section, see Section 16.

2.2 GHS Label elements, including precautionary statements

Pictogram



Signal word : Danger

Hazard statement(s)

H300 + H330

H412

Fatal if swallowed or if inhaled

Harmful to aquatic life with long lasting effects.

Precautionary statement(s)

P260

P264

Do not breathe dust/ fume/ gas/ mist/ vapours/ spray.

Wash skin thoroughly after handling.

P270	Do not eat, drink or smoke when using this product.
P271	Use only outdoors or in a well-ventilated area.
P273	Avoid release to the environment.
P284	Wear respiratory protection.
P301 + P310 + P330	IF SWALLOWED: Immediately call a POISON CENTER/doctor. Rinse mouth.
P304 + P340 + P310	IF INHALED: Remove person to fresh air and keep comfortable for breathing. Immediately call a POISON CENTER/doctor.
P403 + P233	Store in a well-ventilated place. Keep container tightly closed.
P405	Store locked up.
P501	Dispose of contents/ container to an approved waste disposal plant.

2.3 Hazards not otherwise classified (HNOC) or not covered by GHS - none

3. COMPOSITION/INFORMATION ON INGREDIENTS

3.1 Substances

Formula	: TI
Molecular weight	: 204.38 g/mol
CAS-No.	: 7440-28-0
EC-No.	: 231-138-1
Index-No.	: 081-001-00-3

Hazardous components

Component	Classification	Concentration
Thallium		
	Acute Tox. 2; Aquatic Acute 3; Aquatic Chronic 3; H300 + H330, H412	<= 100 %

For the full text of the H-Statements mentioned in this Section, see Section 16.

4. FIRST AID MEASURES

4.1 Description of first aid measures

General advice

Consult a physician. Show this safety data sheet to the doctor in attendance. Move out of dangerous area.

If inhaled

If breathed in, move person into fresh air. If not breathing, give artificial respiration. Consult a physician.

In case of skin contact

Wash off with soap and plenty of water. Take victim immediately to hospital. Consult a physician.

In case of eye contact

Flush eyes with water as a precaution.

If swallowed

Never give anything by mouth to an unconscious person. Rinse mouth with water. Consult a physician.

4.2 Most important symptoms and effects, both acute and delayed

The most important known symptoms and effects are described in the labelling (see section 2.2) and/or in section 11

4.3 Indication of any immediate medical attention and special treatment needed

No data available

5. FIREFIGHTING MEASURES

5.1 Extinguishing media

Suitable extinguishing media

Use water spray, alcohol-resistant foam, dry chemical or carbon dioxide.

5.2 Special hazards arising from the substance or mixture

thallium oxides

5.3 Advice for firefighters

Wear self-contained breathing apparatus for firefighting if necessary.

5.4 Further information

No data available

6. ACCIDENTAL RELEASE MEASURES

6.1 Personal precautions, protective equipment and emergency procedures

Wear respiratory protection. Avoid dust formation. Avoid breathing vapours, mist or gas. Ensure adequate ventilation. Evacuate personnel to safe areas. Avoid breathing dust.
For personal protection see section 8.

6.2 Environmental precautions

Prevent further leakage or spillage if safe to do so. Do not let product enter drains. Discharge into the environment must be avoided.

6.3 Methods and materials for containment and cleaning up

Pick up and arrange disposal without creating dust. Sweep up and shovel. Keep in suitable, closed containers for disposal.

6.4 Reference to other sections

For disposal see section 13.

7. HANDLING AND STORAGE

7.1 Precautions for safe handling

Avoid contact with skin and eyes. Avoid formation of dust and aerosols. Further processing of solid materials may result in the formation of combu formation should be taken into consideration before additional processing
Provide appropriate exhaust ventilation at places where dust is formed.
For precautions see section 2.2.

7.2 Conditions for safe storage, including any incompatibilities

Keep container tightly closed in a dry and well-ventilated place.

7.3 Specific end use(s)

Apart from the uses mentioned in section 1.2 no other specific uses are stipulated

8. EXPOSURE CONTROLS/PERSONAL PROTECTION

8.1 Control parameters

Components with workplace control parameters

Component	CAS-No.	Value	Control parameters	Basis
Thallium	7440-28-0	TWA	0.100000 mg/m3	USA. ACGIH Threshold Limit Values (TLV)
	Remarks	Alopecia Adopted values or notations enclosed are those for which changes are proposed in the NIC 2010 Revision or addition to the notice of intended changes See Notice of Intended Changes (NIC) Danger of cutaneous absorption		
		TWA	0.020000 mg/m3	USA. ACGIH Threshold Limit Values (TLV)
		Peripheral neuropathy Gastrointestinal damage 2015 Adoption Danger of cutaneous absorption		
		TWA	0.020000 mg/m3	USA. ACGIH Threshold Limit Values (TLV)
		Peripheral neuropathy Gastrointestinal damage		

		Danger of cutaneous absorption varies		
		TWA	0.1 mg/m3	USA. Occupational Exposure Limits (OSHA) - Table Z-1 Limits for Air Contaminants
		Skin designation		
		TWA	0.02 mg/m3	USA. ACGIH Threshold Limit Values (TLV)
		Peripheral neuropathy Gastrointestinal damage Danger of cutaneous absorption varies		
		TWA	0.1 mg/m3	USA. NIOSH Recommended Exposure Limits
		Potential for dermal absorption		

8.2 Exposure controls

Appropriate engineering controls

Avoid contact with skin, eyes and clothing. Wash hands before breaks and immediately after handling the product.

Personal protective equipment

Eye/face protection

Face shield and safety glasses Use equipment for eye protection tested and approved under appropriate government standards such as NIOSH (US) or EN 166(EU).

Skin protection

Handle with gloves. Gloves must be inspected prior to use. Use proper glove removal technique (without touching glove's outer surface) to avoid skin contact with this product. Dispose of contaminated gloves after use in accordance with applicable laws and good laboratory practices. Wash and dry hands.

Full contact

Material: Nitrile rubber

Minimum layer thickness: 0.11 mm

Break through time: 480 min

Material tested:Dermatril® (KCL 740 / Aldrich Z677272, Size M)

Splash contact

Material: Nitrile rubber

Minimum layer thickness: 0.11 mm

Break through time: 480 min

Material tested:Dermatril® (KCL 740 / Aldrich Z677272, Size M)

data source: KCL GmbH, D-36124 Eichenzell, phone +49 (0)6659 87300, e-mail sales@kcl.de, test method: EN374

If used in solution, or mixed with other substances, and under conditions which differ from EN 374, contact the supplier of the CE approved gloves. This recommendation is advisory only and must be evaluated by an industria situation of anticipated use by our customers. It should not be construed as offering an approval for any specific use scenario.

Body Protection

Complete suit protecting against chemicals, The type of protective equipment must be selected according to the concentration and amount of the dangerous substance at the specific workplace.

Respiratory protection

Where risk assessment shows air-purifying respirators are appropriate use (EN 143) respirator cartridges as a backup to engineering controls. If th full-face supplied air respirator. Use respirators and components tested and approved under appropriate government standards such as NIOSH (US) or CEN (EU).

Control of environmental exposure

Prevent further leakage or spillage if safe to do so. Do not let product enter drains. Discharge into the environment must be avoided.

9. PHYSICAL AND CHEMICAL PROPERTIES

9.1 Information on basic physical and chemical properties

a) Appearance

Form: granular

	Colour: light grey
b) Odour	No data available
c) Odour Threshold	No data available
d) pH	No data available
e) Melting point/freezing point	Melting point/range: 303 °C (577 °F) - lit.
f) Initial boiling point and boiling range	1,457 °C (2,655 °F) - lit.
g) Flash point	()Not applicable
h) Evaporation rate	No data available
i) Flammability (solid, gas)	No data available
j) Upper/lower flammability or explosive limits	No data available
k) Vapour pressure	No data available
l) Vapour density	No data available
m) Relative density	No data available
n) Water solubility	No data available
o) Partition coefficient: n-octanol/water	No data available
p) Auto-ignition temperature	No data available
q) Decomposition temperature	No data available
r) Viscosity	No data available
s) Explosive properties	No data available
t) Oxidizing properties	No data available

9.2 Other safety information

No data available

10. STABILITY AND REACTIVITY

10.1 Reactivity

No data available

10.2 Chemical stability

Stable under recommended storage conditions.

10.3 Possibility of hazardous reactions

No data available

10.4 Conditions to avoid

Air sensitive.

10.5 Incompatible materials

Strong acids, Strong oxidizing agents

10.6 Hazardous decomposition products

Hazardous decomposition products formed under fire conditions. - thallium oxides

Other decomposition products - No data available

In the event of fire: see section 5

11. TOXICOLOGICAL INFORMATION

11.1 Information on toxicological effects

Acute toxicity

No data available(Thallium)

Dermal: No data available(Thallium)

No data available(Thallium)

Skin corrosion/irritation

No data available(Thallium)

Serious eye damage/eye irritation

No data available(Thallium)

Respiratory or skin sensitisation

No data available(Thallium)

Germ cell mutagenicity

No data available(Thallium)

Carcinogenicity

IARC: No component of this product present at levels greater than or equal to 0.1% is identified as probable, possible or confirmed human carcinogen by IARC.

No component of this product present at levels greater than or equal to 0.1% is identified as probable, possible or confirmed human carcinogen by IARC.

NTP: No component of this product present at levels greater than or equal to 0.1% is identified as a known or anticipated carcinogen by NTP.

No component of this product present at levels greater than or equal to 0.1% is identified as a known or anticipated carcinogen by NTP.

OSHA: No component of this product present at levels greater than or equal to 0.1% is identified as a carcinogen or potential carcinogen by OSHA.

No component of this product present at levels greater than or equal to 0.1% is identified as a carcinogen or potential carcinogen by OSHA.

Reproductive toxicity

Possible risk of congenital malformation in the fetus.(Thallium)

No data available(Thallium)

Specific target organ toxicity - single exposure

No data available(Thallium)

Specific target organ toxicity - repeated exposure

No data available

Aspiration hazard

No data available(Thallium)

Additional Information

RTECS: XG3425000

The most characteristic symptom of thallium exposure is alopecia (loss of impairment of nail growth often resulting in the appearance of crescent-s Other symptoms in acute poisoning relate chiefly to the gastrointestinal system. Acute poisoning results in swelling of the feet and legs, arthral the hands and feet, mental confusion, polyneuritis with severe pain in th angina-like pains, nephritis, wasting and weakness, and lymphocytosis and peripheral nervous system abnormalities may persist including ataxia, tre disorders, memory loss, and psychoses may develop., To the best of our knowledge, the chemical, physical, and toxicological properties have not been thoroughly investigated.(Thallium)

Stomach - Irregularities - Based on Human Evidence
Stomach - Irregularities - Based on Human Evidence(Thallium)

12. ECOLOGICAL INFORMATION

12.1 Toxicity

Toxicity to fish LC50 - Cyprinodon variegatus (sheepshead minnow) - 21.0 mg/l - 96.0 h(Thallium)

 mortality NOEC - Cyprinodon variegatus (sheepshead minnow) - 14.0 mg/l - 96.0 h(Thallium)

12.2 Persistence and degradability

No data available

12.3 Bioaccumulative potential

No data available

12.4 Mobility in soil

No data available(Thallium)

12.5 Results of PBT and vPvB assessment

PBT/vPvB assessment not available as chemical safety assessment not required/not conducted

12.6 Other adverse effects

An environmental hazard cannot be excluded in the event of unprofessional handling or disposal.
Harmful to aquatic life.

13. DISPOSAL CONSIDERATIONS

13.1 Waste treatment methods

Product

Offer surplus and non-recyclable solutions to a licensed disposal company. Contact a licensed professional waste disposal service to dispose of this material. Dissolve or mix the material with a combustible solvent and burn in a chem scrubber.

Contaminated packaging

Dispose of as unused product.

14. TRANSPORT INFORMATION

DOT (US)

UN number: 3288 Class: 6.1 Packing group: II
Proper shipping name: Toxic solid, inorganic, n.o.s. (Thallium)
Reportable Quantity (RQ) : 1000 lbs

Poison Inhalation Hazard: No

IMDG

UN number: 3288 Class: 6.1 Packing group: II EMS-No: F-A, S-A
Proper shipping name: TOXIC SOLID, INORGANIC, N.O.S. (Thallium)

IATA

UN number: 3288 Class: 6.1 Packing group: II
Proper shipping name: Toxic solid, inorganic, n.o.s. (Thallium)

15. REGULATORY INFORMATION

SARA 302 Components

No chemicals in this material are subject to the reporting requirements of SARA Title III, Section 302.

SARA 313 Components

The following components are subject to reporting levels established by SARA Title III, Section 313:

	CAS-No.	Revision Date
Thallium	7440-28-0	2007-07-01

SARA 311/312 Hazards

Acute Health Hazard, Chronic Health Hazard

Massachusetts Right To Know Components

	CAS-No.	Revision Date
Thallium	7440-28-0	2007-07-01

Pennsylvania Right To Know Components

	CAS-No.	Revision Date
Thallium	7440-28-0	2007-07-01

New Jersey Right To Know Components

	CAS-No.	Revision Date
Thallium	7440-28-0	2007-07-01

California Prop. 65 Components

This product does not contain any chemicals known to State of California to cause cancer, birth defects, or any other reproductive harm.

This product does not contain any chemicals known to State of California to cause cancer, birth defects, or any other reproductive harm.

16. OTHER INFORMATION

Full text of H-Statements referred to under sections 2 and 3.

H300	Fatal if swallowed.
H300 + H330	Fatal if swallowed or if inhaled
H330	Fatal if inhaled.
H402	Harmful to aquatic life.
H412	Harmful to aquatic life with long lasting effects.

HMIS Rating

Health hazard:	4
Chronic Health Hazard:	*
Flammability:	0
Physical Hazard	0

NFPA Rating

Health hazard:	4
Fire Hazard:	0
Reactivity Hazard:	0

Further information

Copyright 2016 Sigma-Aldrich Co. LLC. License granted to make unlimited paper copies for internal use only.

The above information is believed to be correct but does not purport to be all inclusive and shall be used only as a guide. The information in this document is based on the present state of our knowledge and is applicable to the product with regard to appropriate safety precautions. It does not represent any guarantee of the properties of the product. Sigma-Aldrich Corporation and its Affiliates shall not be held liable for any damage resulting from handling or from contact with the above product. See www.sigma-aldrich.com and/or the reverse side of invoice or packing slip for additional terms and conditions of sale.

Preparation Information

Sigma-Aldrich Corporation
Product Safety – Americas Region
1-800-521-8956
Version: 6.1

Revision Date: 05/28/2017

Print Date: 06/28/2019

SAFETY DATA SHEET

Version 4.19
Revision Date 08/07/2018
Print Date 11/10/2018

1. PRODUCT AND COMPANY IDENTIFICATION**1.1 Product identifiers**

Product name : Xylenes

Product Number : 247642

Brand : Sigma-Aldrich

1.2 Relevant identified uses of the substance or mixture and uses advised against

Identified uses : Laboratory chemicals, Synthesis of substances

1.3 Details of the supplier of the safety data sheet

Company : Sigma-Aldrich
3050 Spruce Street
SAINT LOUIS MO 63103
USA

Telephone : +1 800-325-5832

Fax : +1 800-325-5052

1.4 Emergency telephone number

Emergency Phone # : +1-703-527-3887 (CHEMTREC)

2. HAZARDS IDENTIFICATION**2.1 Classification of the substance or mixture****GHS Classification in accordance with 29 CFR 1910 (OSHA HCS)**

Flammable liquids (Category 3), H226

Acute toxicity, Inhalation (Category 4), H332

Skin irritation (Category 2), H315

Carcinogenicity (Category 2), H351

Specific target organ toxicity - single exposure (Category 3), Respiratory system, H335

Specific target organ toxicity - repeated exposure (Category 2), H373

Specific target organ toxicity - repeated exposure, Inhalation (Category 2), Central nervous system, Liver, Kidney, H373

Aspiration hazard (Category 1), H304

Acute aquatic toxicity (Category 2), H401

For the full text of the H-Statements mentioned in this Section, see Section 16.

2.2 GHS Label elements, including precautionary statements

Pictogram



Signal word

Danger

Hazard statement(s)

H226	Flammable liquid and vapour.
H304	May be fatal if swallowed and enters airways.
H315	Causes skin irritation.
H332	Harmful if inhaled.
H335	May cause respiratory irritation.
H351	Suspected of causing cancer.
H373	May cause damage to organs through prolonged or repeated exposure.
H373	May cause damage to organs (Central nervous system, Liver, Kidney)

H401	through prolonged or repeated exposure if inhaled. Toxic to aquatic life.
Precautionary statement(s)	
P201	Obtain special instructions before use.
P202	Do not handle until all safety precautions have been read and understood.
P210	Keep away from heat/sparks/open flames/hot surfaces. No smoking.
P233	Keep container tightly closed.
P240	Ground/bond container and receiving equipment.
P241	Use explosion-proof electrical/ ventilating/ lighting/ equipment.
P242	Use only non-sparking tools.
P243	Take precautionary measures against static discharge.
P260	Do not breathe dust/ fume/ gas/ mist/ vapours/ spray.
P264	Wash skin thoroughly after handling.
P271	Use only outdoors or in a well-ventilated area.
P273	Avoid release to the environment.
P280	Wear protective gloves/ protective clothing/ eye protection/ face protection.
P301 + P310	IF SWALLOWED: Immediately call a POISON CENTER/doctor.
P303 + P361 + P353	IF ON SKIN (or hair): Take off immediately all contaminated clothing. Rinse skin with water/shower.
P304 + P340 + P312	IF INHALED: Remove person to fresh air and keep comfortable for breathing. Call a POISON CENTER/doctor if you feel unwell.
P308 + P313	IF exposed or concerned: Get medical advice/ attention.
P331	Do NOT induce vomiting.
P332 + P313	If skin irritation occurs: Get medical advice/ attention.
P362	Take off contaminated clothing and wash before reuse.
P370 + P378	In case of fire: Use dry sand, dry chemical or alcohol-resistant foam to extinguish.
P403 + P233	Store in a well-ventilated place. Keep container tightly closed.
P403 + P235	Store in a well-ventilated place. Keep cool.
P405	Store locked up.
P501	Dispose of contents/ container to an approved waste disposal plant.

2.3 Hazards not otherwise classified (HNOC) or not covered by GHS - none

3. COMPOSITION/INFORMATION ON INGREDIENTS

3.1 Substances

Synonyms	: Xylene mixture of isomers
Formula	: C ₈ H ₁₀
Molecular weight	: 106.17 g/mol
Registration number	: 01-2119488216-32-XXXX

Hazardous components

Component	Classification	Concentration
Xylene		
	Flam. Liq. 3; Acute Tox. 4; Skin Irrit. 2; STOT SE 3; STOT RE 2; Asp. Tox. 1; Aquatic Acute 2; H226, H304, H315, H332, H335, H373, H401	90 - 100 %
Ethylbenzene		
	Flam. Liq. 2; Acute Tox. 4; Carc. 2; STOT RE 2; Asp. Tox. 1; Aquatic Acute 2; H225, H304, H332, H351, H373, H401	20 - 30 %

For the full text of the H-Statements mentioned in this Section, see Section 16.

4. FIRST AID MEASURES

4.1 Description of first aid measures

General advice

Consult a physician. Show this safety data sheet to the doctor in attendance. Move out of dangerous area.

If inhaled

If breathed in, move person into fresh air. If not breathing, give artificial respiration. Consult a physician.

In case of skin contact

Wash off with soap and plenty of water. Consult a physician.

In case of eye contact

Flush eyes with water as a precaution.

If swallowed

Do NOT induce vomiting. Never give anything by mouth to an unconscious person. Rinse mouth with water. Consult a physician.

4.2 Most important symptoms and effects, both acute and delayed

The most important known symptoms and effects are described in the labelling (see section 2.2) and/or in section 11

4.3 Indication of any immediate medical attention and special treatment needed

No data available

5. FIREFIGHTING MEASURES

5.1 Extinguishing media

Suitable extinguishing media

Dry powder Dry sand

Unsuitable extinguishing media

Do NOT use water jet.

5.2 Special hazards arising from the substance or mixture

No data available

5.3 Advice for firefighters

Wear self-contained breathing apparatus for firefighting if necessary.

5.4 Further information

Use water spray to cool unopened containers.

6. ACCIDENTAL RELEASE MEASURES

6.1 Personal precautions, protective equipment and emergency procedures

Use personal protective equipment. Avoid breathing vapours, mist or gas. Ensure adequate ventilation. Remove all sources of ignition. Evacuate personnel to safe areas. Beware of vapours accumulating to form explosive concentrations. Vapours can accumulate in low areas.

For personal protection see section 8.

6.2 Environmental precautions

Prevent further leakage or spillage if safe to do so. Do not let product enter drains. Discharge into the environment must be avoided.

6.3 Methods and materials for containment and cleaning up

Contain spillage, and then collect with non-combustible absorbent material, (e.g. sand, earth, diatomaceous earth, vermiculite) and place in container for disposal according to local / national regulations (see section 13).

6.4 Reference to other sections

For disposal see section 13.

7. HANDLING AND STORAGE

7.1 Precautions for safe handling

Avoid contact with skin and eyes. Avoid inhalation of vapour or mist.

Keep away from sources of ignition - No smoking. Take measures to prevent the build up of electrostatic charge.

For precautions see section 2.2.

7.2 Conditions for safe storage, including any incompatibilities

Keep container tightly closed in a dry and well-ventilated place. Containers which are opened must be carefully resealed and kept upright to prevent leakage.

Storage class (TRGS 510): 3: Flammable liquids

7.3 Specific end use(s)

Apart from the uses mentioned in section 1.2 no other specific uses are stipulated

8. EXPOSURE CONTROLS/PERSONAL PROTECTION

8.1 Control parameters

Components with workplace control parameters

Component	CAS-No.	Value	Control parameters	Basis
Xylene	1330-20-7	STEL	150 ppm 655 mg/m3	California permissible exposure limits for chemical contaminants (Title 8, Article 107)
		C	300 ppm	California permissible exposure limits for chemical contaminants (Title 8, Article 107)
		PEL	100 ppm 435 mg/m3	California permissible exposure limits for chemical contaminants (Title 8, Article 107)
		TWA	100 ppm 435 mg/m3	USA. Occupational Exposure Limits (OSHA) - Table Z-1 Limits for Air Contaminants
	Remarks	The value in mg/m3 is approximate.		
		TWA	100 ppm	USA. ACGIH Threshold Limit Values (TLV)
		Central Nervous System impairment Upper Respiratory Tract irritation Eye irritation Substances for which there is a Biological Exposure Index or Indices (see BEI® section) Not classifiable as a human carcinogen		
		STEL	150 ppm	USA. ACGIH Threshold Limit Values (TLV)
		Central Nervous System impairment Upper Respiratory Tract irritation Eye irritation Substances for which there is a Biological Exposure Index or Indices (see BEI® section) Not classifiable as a human carcinogen		
Ethylbenzene	100-41-4	TWA	20 ppm	USA. ACGIH Threshold Limit Values (TLV)
		Cochlear impair Kidney damage (nephropathy) Upper Respiratory Tract irritation Substances for which there is a Biological Exposure Index or Indices (see BEI® section) Confirmed animal carcinogen with unknown relevance to humans		

		TWA	100 ppm 435 mg/m3	USA. NIOSH Recommended Exposure Limits
		ST	125 ppm 545 mg/m3	USA. NIOSH Recommended Exposure Limits
		TWA	100 ppm 435 mg/m3	USA. Occupational Exposure Limits (OSHA) - Table Z-1 Limits for Air Contaminants
		The value in mg/m3 is approximate.		
		PEL	5 ppm 22 mg/m3	California permissible exposure limits for chemical contaminants (Title 8, Article 107)
		STEL	30 ppm 130 mg/m3	California permissible exposure limits for chemical contaminants (Title 8, Article 107)

Biological occupational exposure limits

Component	CAS-No.	Parameters	Value	Biological specimen	Basis
	-	Methylhippuric acids	1.5g/g creatinine	Urine	ACGIH - Biological Exposure Indices (BEI)
	Remarks	End of shift (As soon as possible after exposure ceases)			
alkylbenzene		Sum of mandelic acid and phenyl glyoxylic acid	0.15g/g creatinine	Urine	ACGIH - Biological Exposure Indices (BEI)
		End of shift (As soon as possible after exposure ceases)			

8.2 Exposure controls

Appropriate engineering controls

Handle in accordance with good industrial hygiene and safety practice. Wash hands before breaks and at the end of workday.

Personal protective equipment

Eye/face protection

Face shield and safety glasses Use equipment for eye protection tested and approved under appropriate government standards such as NIOSH (US) or EN 166(EU).

Skin protection

Handle with gloves. Gloves must be inspected prior to use. Use proper glove removal technique (without touching glove's outer surface) to avoid skin contact with this product. Dispose of contaminated gloves after use in accordance with applicable laws and good laboratory practices. Wash and dry hands.

Full contact

Material: Fluorinated rubber

Minimum layer thickness: 0.7 mm

Break through time: 480 min

Material tested: Vitoject® (KCL 890 / Aldrich Z677698, Size M)

Splash contact

Material: Fluorinated rubber

Minimum layer thickness: 0.7 mm

Break through time: 480 min

Material tested: Vitoject® (KCL 890 / Aldrich Z677698, Size M)

data source: KCL GmbH, D-36124 Eichenzell, phone +49 (0)6659 87300, e-mail sales@kcl.de, test method: EN374

If used in solution, or mixed with other substances, and under conditions which differ from EN 374, contact the supplier of the CE approved gloves. This recommendation is advisory only and must be evaluated by an industrial hygienist and safety officer familiar with the specific situation of anticipated use by our customers. It should not be construed as offering an approval for any specific use scenario.

Body Protection

Complete suit protecting against chemicals, Flame retardant antistatic protective clothing., The type of protective equipment must be selected according to the concentration and amount of the dangerous substance at the specific workplace.

Respiratory protection

Where risk assessment shows air-purifying respirators are appropriate use a full-face respirator with multi-purpose combination (US) or type ABEK (EN 14387) respirator cartridges as a backup to engineering controls. If the respirator is the sole means of protection, use a full-face supplied air respirator. Use respirators and components tested and approved under appropriate government standards such as NIOSH (US) or CEN (EU).

Control of environmental exposure

Prevent further leakage or spillage if safe to do so. Do not let product enter drains. Discharge into the environment must be avoided.

9. PHYSICAL AND CHEMICAL PROPERTIES**9.1 Information on basic physical and chemical properties**

a) Appearance	Form: clear, liquid Colour: colourless
b) Odour	No data available
c) Odour Threshold	No data available
d) pH	No data available
e) Melting point/freezing point	< 0 °C (< 32 °F)
f) Initial boiling point and boiling range	137 - 140 °C (279 - 284 °F) - lit.
g) Flash point	25 °C (77 °F) - closed cup
h) Evaporation rate	No data available
i) Flammability (solid, gas)	No data available
j) Upper/lower flammability or explosive limits	Upper explosion limit: 7 %(V) Lower explosion limit: 1.1 %(V)
k) Vapour pressure	24 hPa (18 mmHg) at 37.70 °C (99.86 °F)
l) Vapour density	3.67 - (Air = 1.0)
m) Relative density	0.86 g/mL at 25 °C (77 °F)
n) Water solubility	No data available
o) Partition coefficient: n-octanol/water	No data available
p) Auto-ignition temperature	No data available
q) Decomposition temperature	No data available
r) Viscosity	No data available
s) Explosive properties	No data available
t) Oxidizing properties	No data available

9.2 Other safety information

Relative vapour density	3.67 - (Air = 1.0)
-------------------------	--------------------

10. STABILITY AND REACTIVITY**10.1 Reactivity**

No data available

10.2 Chemical stability

Stable under recommended storage conditions.

10.3 Possibility of hazardous reactions

Vapours may form explosive mixture with air.

10.4 Conditions to avoid

Heat, flames and sparks.

10.5 Incompatible materials

Strong oxidizing agents

10.6 Hazardous decomposition products

Hazardous decomposition products formed under fire conditions. - Carbon oxides

Other decomposition products - No data available

In the event of fire: see section 5

11. TOXICOLOGICAL INFORMATION

11.1 Information on toxicological effects

Acute toxicity

No data available

LD50 Oral - Rat - male - 3,523 mg/kg

Remarks: (ECHA)

Dermal: No data available

No data available

Skin corrosion/irritation

No data available

Skin - Rabbit

Result: Irritations

Remarks: (IUCILID)

Drying-out effect resulting in rough and chapped skin. After long-term exposure to the chemical: Dermatitis

Serious eye damage/eye irritation

No data available

Respiratory or skin sensitisation

No data available

In animal experiments: - Mouse

Result: Does not cause skin sensitisation.

(OECD Test Guideline 429)

Germ cell mutagenicity

No data available

Mutagenicity (mammal cell test): chromosome aberration.

Result: negative

(National Toxicology Program)

Ames test

Salmonella typhimurium

Result: negative

Carcinogenicity

IARC: 2B - Group 2B: Possibly carcinogenic to humans (Ethylbenzene)

NTP: No component of this product present at levels greater than or equal to 0.1% is identified as a known or anticipated carcinogen by NTP.

OSHA: No component of this product present at levels greater than or equal to 0.1% is on OSHA's list of regulated carcinogens.

Reproductive toxicity

No data available

No data available

Specific target organ toxicity - single exposure

No data available

Acute oral toxicity - Gastrointestinal disturbance

Acute inhalation toxicity - mucosal irritations, Cough, Shortness of breath, Possible damages:, damage of respiratory tract, Inhalation may lead to the formation of oedemas in the respiratory tract.

Specific target organ toxicity - repeated exposure

No data available

Aspiration hazard

No data available

Additional Information

RTECS: Not available

To the best of our knowledge, the chemical, physical, and toxicological properties have not been thoroughly investigated.

Blurred vision, Incoordination., Headache, Nausea, Vomiting, Dizziness, Weakness, anemia, Prolonged or repeated exposure to skin causes defatting and dermatitis.

To the best of our knowledge, the chemical, physical, and toxicological properties have not been thoroughly investigated.

After absorption:

Systemic effects:

Headache, somnolence, Dizziness, euphoria, agitation, spasms, respiratory paralysis, Unconsciousness, narcosis, inebriation

Effect potentiated by: ethanol

Other dangerous properties can not be excluded.

Handle in accordance with good industrial hygiene and safety practice.

Stomach - Irregularities - Based on Human Evidence

Stomach - Irregularities - Based on Human Evidence

Stomach - Irregularities - Based on Human Evidence (Ethylbenzene)

12. ECOLOGICAL INFORMATION**12.1 Toxicity**

No data available

12.2 Persistence and degradability

No data available

12.3 Bioaccumulative potential

No data available

12.4 Mobility in soil

No data available

12.5 Results of PBT and vPvB assessment

PBT/vPvB assessment not available as chemical safety assessment not required/not conducted

12.6 Other adverse effects

Toxic to aquatic life.

An environmental hazard cannot be excluded in the event of unprofessional handling or disposal.

13. DISPOSAL CONSIDERATIONS**13.1 Waste treatment methods****Product**

Offer surplus and non-recyclable solutions to a licensed disposal company. Burn in a chemical incinerator equipped with an afterburner and scrubber but exert extra care in igniting as this material is highly flammable. Contact a licensed professional waste disposal service to dispose of this material.

Contaminated packaging

Dispose of as unused product.

14. TRANSPORT INFORMATION

DOT (US)

UN number: 1307 Class: 3 Packing group: III
Proper shipping name: Xylenes
Reportable Quantity (RQ): 100 lbs Reportable Quantity (RQ): 100 lbs
Poison Inhalation Hazard: No

IMDG

UN number: 1307 Class: 3 Packing group: III EMS-No: F-E, S-D
Proper shipping name: XYLENES

IATA

UN number: 1307 Class: 3 Packing group: III
Proper shipping name: Xylenes

15. REGULATORY INFORMATION

SARA 302 Components

No chemicals in this material are subject to the reporting requirements of SARA Title III, Section 302.

SARA 313 Components

The following components are subject to reporting levels established by SARA Title III, Section 313:

	CAS-No.	Revision Date
Ethylbenzene	100-41-4	2007-07-01
Xylene	1330-20-7	1993-04-24

SARA 311/312 Hazards

Fire Hazard, Acute Health Hazard, Chronic Health Hazard

Reportable Quantity : F003 lbs

Massachusetts Right To Know Components

	CAS-No.	Revision Date
Xylene	1330-20-7	1993-04-24
Ethylbenzene	100-41-4	2007-07-01

Pennsylvania Right To Know Components

	CAS-No.	Revision Date
Xylene	1330-20-7	1993-04-24
Ethylbenzene	100-41-4	2007-07-01

California Prop. 65 Components

	CAS-No.	Revision Date
, which is/are known to the State of California to cause cancer. For more information go to www.P65Warnings.ca.gov .	100-41-4	2007-09-28
Ethylbenzene		

16. OTHER INFORMATION

Full text of H-Statements referred to under sections 2 and 3.

Acute Tox.	Acute toxicity
Aquatic Acute	Acute aquatic toxicity
Asp. Tox.	Aspiration hazard
Carc.	Carcinogenicity
Flam. Liq.	Flammable liquids
H225	Highly flammable liquid and vapour.
H226	Flammable liquid and vapour.
H304	May be fatal if swallowed and enters airways.
H315	Causes skin irritation.
H332	Harmful if inhaled.

H335	May cause respiratory irritation.
H351	Suspected of causing cancer.
H373	May cause damage to organs through prolonged or repeated exposure if inhaled.
H401	Toxic to aquatic life.
Skin Irrit.	Skin irritation
STOT RE	Specific target organ toxicity - repeated exposure
STOT SE	Specific target organ toxicity - single exposure

Further information

Copyright 2016 Sigma-Aldrich Co. LLC. License granted to make unlimited paper copies for internal use only.

The above information is believed to be correct but does not purport to be all inclusive and shall be used only as a guide. The information in this document is based on the present state of our knowledge and is applicable to the product with regard to appropriate safety precautions. It does not represent any guarantee of the properties of the product. Sigma-Aldrich Corporation and its Affiliates shall not be held liable for any damage resulting from handling or from contact with the above product. See www.sigma-aldrich.com and/or the reverse side of invoice or packing slip for additional terms and conditions of sale.

Preparation Information

Sigma-Aldrich Corporation
Product Safety – Americas Region
1-800-521-8956

Version: 4.19

Revision Date: 08/07/2018

Print Date: 11/10/2018

SAFETY DATA SHEET

Version 6.0
Revision Date 05/28/2017
Print Date 06/28/2019

1. PRODUCT AND COMPANY IDENTIFICATION**1.1 Product identifiers**

Product name : Zinc

Product Number : 324930
Brand : Aldrich
Index-No. : 030-001-00-1

CAS-No. : 7440-66-6

1.2 Relevant identified uses of the substance or mixture and uses advised against

Identified uses : Laboratory chemicals, Synthesis of substances

1.3 Details of the supplier of the safety data sheet

Company : Sigma-Aldrich Inc.
3050 Spruce Street
ST. LOUIS MO 63103
UNITED STATES

Telephone : +1 314 771-5765
Fax : +1 800 325-5052

1.4 Emergency telephone number

Emergency Phone # : +1-703-527-3887

2. HAZARDS IDENTIFICATION**2.1 Classification of the substance or mixture****GHS Classification in accordance with 29 CFR 1910 (OSHA HCS)**

Pyrophoric solids (Category 1), H250
Self-heating substances and mixtures (Category 1), H251
Substances and mixtures, which in contact with water, emit flammable gases (Category 1), H260
Acute aquatic toxicity (Category 1), H400
Chronic aquatic toxicity (Category 1), H410

For the full text of the H-Statements mentioned in this Section, see Section 16.

2.2 GHS Label elements, including precautionary statements

Pictogram



Signal word

Danger

Hazard statement(s)

H250 Catches fire spontaneously if exposed to air.
H251 Self-heating: may catch fire.
H260 In contact with water releases flammable gases which may ignite spontaneously.
H410 Very toxic to aquatic life with long lasting effects.

Precautionary statement(s)	
P210	Keep away from heat/sparks/open flames/hot surfaces. No smoking.
P222	Do not allow contact with air.
P223	Do not allow contact with water.
P231 + P232	Handle under inert gas. Protect from moisture.
P235 + P410	Keep cool. Protect from sunlight.
P273	Avoid release to the environment.
P280	Wear protective gloves/ eye protection/ face protection.
P335 + P334	Brush off loose particles from skin. Immerse in cool water/ wrap in wet bandages.
P370 + P378	In case of fire: Use dry sand, dry chemical or alcohol-resistant foam to extinguish.
P391	Collect spillage.
P402 + P404	Store in a dry place. Store in a closed container.
P407	Maintain air gap between stacks/ pallets.
P413	Store bulk masses greater than .? kg/ .? lbs at temperatures not exceeding .? °C/ .? °F.
P420	Store away from other materials.
P422	Store contents under inert gas.
P501	Dispose of contents/ container to an approved waste disposal plant.

2.3 Hazards not otherwise classified (HNOC) or not covered by GHS

Combustible dust

3. COMPOSITION/INFORMATION ON INGREDIENTS

3.1 Substances

Formula	: Zn
Molecular weight	: 65.39 g/mol
CAS-No.	: 7440-66-6
EC-No.	: 231-175-3
Index-No.	: 030-001-00-1

Hazardous components

Component	Classification	Concentration
Zinc powder (pyrophoric)		
	Pyr. Sol. 1; Self-heat. 1; Water-react. 1; Aquatic Acute 1; Aquatic Chronic 1; H250, H251, H260, H410	<= 100 %

For the full text of the H-Statements mentioned in this Section, see Section 16.

4. FIRST AID MEASURES

4.1 Description of first aid measures

General advice

Consult a physician. Show this safety data sheet to the doctor in attendance. Move out of dangerous area.

If inhaled

If breathed in, move person into fresh air. If not breathing, give artificial respiration. Consult a physician.

In case of skin contact

Wash off with soap and plenty of water. Consult a physician.

In case of eye contact

Flush eyes with water as a precaution.

If swallowed

Never give anything by mouth to an unconscious person. Rinse mouth with water. Consult a physician.

4.2 Most important symptoms and effects, both acute and delayed

The most important known symptoms and effects are described in the labelling (see section 2.2) and/or in section 11

4.3 Indication of any immediate medical attention and special treatment needed

No data available

5. FIREFIGHTING MEASURES

5.1 Extinguishing media

Suitable extinguishing media

Dry powder

5.2 Special hazards arising from the substance or mixture

Zinc/zinc oxides

5.3 Advice for firefighters

Wear self-contained breathing apparatus for firefighting if necessary.

5.4 Further information

No data available

6. ACCIDENTAL RELEASE MEASURES

6.1 Personal precautions, protective equipment and emergency procedures

Avoid dust formation. Avoid breathing vapours, mist or gas. Ensure adequate ventilation. Evacuate personnel to safe areas.

For personal protection see section 8.

6.2 Environmental precautions

Prevent further leakage or spillage if safe to do so. Do not let product enter drains. Discharge into the environment must be avoided.

6.3 Methods and materials for containment and cleaning up

Sweep up and shovel. Contain spillage, and then collect with an electrically protected vacuum cleaner or by wet-brushing and place in container for disposal according to local regulations (see section 13). Do not flush with water. Keep in suitable, closed containers for disposal. Contain spillage, pick up with an electrically protected vacuum cleaner or by wet-brushing and transfer to a container for disposal according to local regulations (see section 13).

6.4 Reference to other sections

For disposal see section 13.

7. HANDLING AND STORAGE

7.1 Precautions for safe handling

Further processing of solid materials may result in the formation of combu formation should be taken into consideration before additional processing

Provide appropriate exhaust ventilation at places where dust is formed.Keep away from sources of ignition - No smoking.

For precautions see section 2.2.

7.2 Conditions for safe storage, including any incompatibilities

Keep container tightly closed in a dry and well-ventilated place.

Never allow product to get in contact with water during storage.

Keep in a dry place.

7.3 Specific end use(s)

Apart from the uses mentioned in section 1.2 no other specific uses are stipulated

8. EXPOSURE CONTROLS/PERSONAL PROTECTION

8.1 Control parameters

Components with workplace control parameters

Contains no substances with occupational exposure limit values.

Hazardous components without workplace control parameters

8.2 Exposure controls

Appropriate engineering controls

Handle in accordance with good industrial hygiene and safety practice. Wash hands before breaks and at the end of workday.

Personal protective equipment

Eye/face protection

Face shield and safety glasses Use equipment for eye protection tested and approved under appropriate government standards such as NIOSH (US) or EN 166(EU).

Skin protection

Handle with gloves. Gloves must be inspected prior to use. Use proper glove removal technique (without touching glove's outer surface) to avoid skin contact with this product. Dispose of contaminated gloves after use in accordance with applicable laws and good laboratory practices. Wash and dry hands.

Protective gloves against thermal risks

Full contact

Material: Nitrile rubber

Minimum layer thickness: 0.11 mm

Break through time: 480 min

Material tested:Dermatril® (KCL 740 / Aldrich Z677272, Size M)

Splash contact

Material: Nitrile rubber

Minimum layer thickness: 0.11 mm

Break through time: 480 min

Material tested:Dermatril® (KCL 740 / Aldrich Z677272, Size M)

data source: KCL GmbH, D-36124 Eichenzell, phone +49 (0)6659 87300, e-mail sales@kcl.de, test method: EN374

If used in solution, or mixed with other substances, and under conditions which differ from EN 374, contact the supplier of the CE approved gloves. This recommendation is advisory only and must be evaluated by an industria situation of anticipated use by our customers. It should not be construed as offering an approval for any specific use scenario.

Body Protection

Flame retardant protective clothing, The type of protective equipment must be selected according to the concentration and amount of the dangerous substance at the specific workplace.

Respiratory protection

Where risk assessment shows air-purifying respirators are appropriate use (EN 143) respirator cartridges as a backup to engineering controls. If th full-face supplied air respirator. Use respirators and components tested and approved under appropriate government standards such as NIOSH (US) or CEN (EU).

Control of environmental exposure

Prevent further leakage or spillage if safe to do so. Do not let product enter drains. Discharge into the environment must be avoided.

9. PHYSICAL AND CHEMICAL PROPERTIES

9.1 Information on basic physical and chemical properties

- | | |
|--|---|
| a) Appearance | Form: powder
Colour: grey |
| b) Odour | No data available |
| c) Odour Threshold | No data available |
| d) pH | No data available |
| e) Melting point/freezing point | Melting point/range: 420 °C (788 °F) - lit. |
| f) Initial boiling point and boiling range | 907 °C (1665 °F) - lit. |
| g) Flash point | ()No data available |
| h) Evaporation rate | No data available |

- | | |
|---|---|
| i) Flammability (solid, gas) | May form combustible dust concentrations in air. |
| j) Upper/lower flammability or explosive limits | No data available |
| k) Vapour pressure | 1 hPa at 487 °C (909 °F) |
| l) Vapour density | No data available |
| m) Relative density | 7.133 g/mL at 25 °C (77 °F) |
| n) Water solubility | No data available |
| o) Partition coefficient: n-octanol/water | log Pow: 5 |
| p) Auto-ignition temperature | The substance or mixture is classified as self heating with the category 1.,
The substance or mixture is pyrophoric with the category 1. |
| q) Decomposition temperature | No data available |
| r) Viscosity | No data available |
| s) Explosive properties | No data available |
| t) Oxidizing properties | No data available |

9.2 Other safety information

No data available

10. STABILITY AND REACTIVITY

10.1 Reactivity

No data available

10.2 Chemical stability

Stable under recommended storage conditions.

10.3 Possibility of hazardous reactions

Reacts violently with water.

10.4 Conditions to avoid

Exposure to moisture

10.5 Incompatible materials

Strong acids and oxidizing agents

10.6 Hazardous decomposition products

Hazardous decomposition products formed under fire conditions. - Zinc/zinc oxides

Other decomposition products - No data available

In the event of fire: see section 5

11. TOXICOLOGICAL INFORMATION

11.1 Information on toxicological effects

Acute toxicity

No data available Zinc powder (pyrophoric)

Inhalation: No data available (Zinc powder (pyrophoric))

Dermal: No data available (Zinc powder (pyrophoric))

No data available (Zinc powder (pyrophoric))

Skin corrosion/irritation

No data available (Zinc powder (pyrophoric))

Serious eye damage/eye irritation

No data available (Zinc powder (pyrophoric))

Respiratory or skin sensitisation

Did not cause sensitisation on laboratory animals.(Zinc powder (pyrophoric))

Germ cell mutagenicity

No data available(Zinc powder (pyrophoric))

Carcinogenicity

IARC: No component of this product present at levels greater than or equal to 0.1% is identified as probable, possible or confirmed human carcinogen by IARC.

NTP: No component of this product present at levels greater than or equal to 0.1% is identified as a known or anticipated carcinogen by NTP.

OSHA: No component of this product present at levels greater than or equal to 0.1% is identified as a carcinogen or potential carcinogen by OSHA.

Reproductive toxicity

No data available(Zinc powder (pyrophoric))

No data available(Zinc powder (pyrophoric))

Specific target organ toxicity - single exposure

No data available(Zinc powder (pyrophoric))

Specific target organ toxicity - repeated exposure

No data available

Aspiration hazard

No data available(Zinc powder (pyrophoric))

Additional Information

RTECS: ZG8600000

chills, dry throat, sweet taste, Fever, Cough, Nausea, Vomiting, Weakness(Zinc powder (pyrophoric))

To the best of our knowledge, the chemical, physical, and toxicological properties have not been thoroughly investigated.(Zinc powder (pyrophoric))

12. ECOLOGICAL INFORMATION**12.1 Toxicity**

Toxicity to fish LC50 - Cyprinus carpio (Carp) - 450.0 µg/l - 96.0 h(Zinc powder (pyrophoric))

Toxicity to daphnia and other aquatic invertebrates LC50 - Daphnia magna (Water flea) - 0.068 mg/l - 48 h(Zinc powder (pyrophoric))

mortality NOEC - Daphnia (water flea) - 0.101 - 0.14 mg/l - 7 d(Zinc powder (pyrophoric))

12.2 Persistence and degradability**12.3 Bioaccumulative potential**

Bioaccumulation Algae - 7 d
at 16 °C - 5 µg/l(Zinc powder (pyrophoric))

Bioconcentration factor (BCF): 466

12.4 Mobility in soil

No data available(Zinc powder (pyrophoric))

12.5 Results of PBT and vPvB assessment

PBT/vPvB assessment not available as chemical safety assessment not required/not conducted

12.6 Other adverse effects

An environmental hazard cannot be excluded in the event of unprofessional handling or disposal.
Very toxic to aquatic life.

13. DISPOSAL CONSIDERATIONS

13.1 Waste treatment methods

Product

Burn in a chemical incinerator equipped with an afterburner and scrubber b highly flammable. Offer surplus and non-recyclable solutions to a licensed disposal company. Contact a licensed professional waste disposal service to dispose of this material.

Contaminated packaging

Dispose of as unused product.

14. TRANSPORT INFORMATION

DOT (US)

UN number: 1436 Class: 4.3 (4.2) Packing group: II
Proper shipping name: Zinc powder
Reportable Quantity (RQ) : 1000 lbs

Poison Inhalation Hazard: No

IMDG

UN number: 1436 Class: 4.3 (4.2) Packing group: II EMS-No: F-G, S-O
Proper shipping name: ZINC POWDER
Marine pollutant : yes

IATA

UN number: 1436 Class: 4.3 (4.2) Packing group: II
Proper shipping name: Zinc powder

15. REGULATORY INFORMATION

SARA 302 Components

No chemicals in this material are subject to the reporting requirements of SARA Title III, Section 302.

SARA 313 Components

The following components are subject to reporting levels established by SARA Title III, Section 313:

	CAS-No.	Revision Date
Zinc powder (pyrophoric)	7440-66-6	1993-04-24

SARA 311/312 Hazards

Reactivity Hazard

Massachusetts Right To Know Components

	CAS-No.	Revision Date
Zinc powder (pyrophoric)	7440-66-6	1993-04-24

Pennsylvania Right To Know Components

	CAS-No.	Revision Date
Zinc powder (pyrophoric)	7440-66-6	1993-04-24

New Jersey Right To Know Components

	CAS-No.	Revision Date
Zinc powder (pyrophoric)	7440-66-6	1993-04-24

California Prop. 65 Components

This product does not contain any chemicals known to State of California to cause cancer, birth defects, or any other reproductive harm.

16. OTHER INFORMATION

Full text of H-Statements referred to under sections 2 and 3.

H250	Catches fire spontaneously if exposed to air.
H251	Self-heating; may catch fire.
H260	In contact with water releases flammable gases which may ignite spontaneously.
H400	Very toxic to aquatic life.
H410	Very toxic to aquatic life with long lasting effects.

HMIS Rating

Health hazard:	0
Chronic Health Hazard:	
Flammability:	3
Physical Hazard	1

NFPA Rating

Health hazard:	0
Fire Hazard:	3
Reactivity Hazard:	1
Special hazard.I:	W

Further information

Copyright 2016 Sigma-Aldrich Co. LLC. License granted to make unlimited paper copies for internal use only.
The above information is believed to be correct but does not purport to be all inclusive and shall be used only as a guide. The information in this document is based on the present state of our knowledge and is applicable to the product with regard to appropriate safety precautions. It does not represent any guarantee of the properties of the product. Sigma-Aldrich Corporation and its Affiliates shall not be held liable for any damage resulting from handling or from contact with the above product. See www.sigma-aldrich.com and/or the reverse side of invoice or packing slip for additional terms and conditions of sale.

Preparation Information

Sigma-Aldrich Corporation
Product Safety – Americas Region
1-800-521-8956
Version: 6.0

Revision Date: 05/28/2017

Print Date: 06/28/2019

Appendix F:
Community Air Monitoring Program
(CAMP)

WP Mall Cleaners & Gas Station Site

WHITE PLAINS, NEW YORK

COMMUNITY AIR MONITORING PROGRAM

Prepared for:

**Hamilton Green I Partners LLC
c/o Knauf Shaw
1400 Crossroads Building
2 State Street
Rochester, New York 14614**

Prepared by:

**SESI CONSULTING ENGINEERS, D.P.C.
12A Maple Avenue
Pine Brook, NJ 07058**

**SEPTEMBER 2021
REVISED APRIL 2022**

Table of Contents

1.0	INTRODUCTION	1
2.0	OBJECTIVES.....	2
3.0	METHODS	2
3.1	CONTINUOUS MONITORNG	2
3.2	PERIODIC MONITORING.....	3
4.0	VOC MONITORING, RESPONSE LEVELS, AND ACTIONS.....	3
5.0	PARTICULATE MONITORING, RESPONSE LEVELS, AND ACTIONS.....	4
6.0	SPECIAL REQUIREMENTS FOR WORK WITHIN 20 FEET OF POTENTIALLY EXPOSED INDIVIDUAL STRUCTURES	5

1.0 INTRODUCTION

This document presents a Community Air Monitoring Plan (CAMP) for the Remedial Investigation/Interim Remedial Measures Workplan (RI/IRMWP) of the property located at 250 Hamilton Avenue, Westchester County, White Plains, New York (the "Site"). The Site consists of a 1.808-acre parcel and is a new tax lot that was formerly a portion of two (2) contiguous lots totaling approximately 3.75 acres. The Site is identified as Tax Lot No. 125.67-5-1..1, as was formerly part of the Hamilton Green BCP Site No. 360177. In this report, when the property identified as 230 Hamilton Avenue is cited, this refers solely to the adjacent Hamilton Green BCP Site and when property identified as 200 Hamilton Avenue is cited, this refers to both the adjacent Hamilton Green BCP Site and this Site. The Site contains the former White Plains Mall parking lot and a portion of the former White Plains Mall, which is currently unoccupied. The Site is bounded to the north by Barker Avenue, to the east by Cottage Place, to the south by Hamilton Avenue, and to the west by the former White Plains Mall. The nearest surface water body is the Bronx River located approximately 0.6 miles west of the Site.

Historic Sanborn fire insurance maps, as outlined in AKRF's Phase I ESA, indicate that the Site contained several private residential dwellings, a candy manufacturer, and a gasoline station located on the southern portion of the Site with greasing operations and four gasoline tanks at 250 Hamilton Avenue on the 1950 map. There is an adjacent off-site gas station with three gasoline tanks at 230 Hamilton Avenue located west of the Site on the 1930 through 1950 maps. Numerous private dwellings were shown within the current building footprint on historic Sanborn maps from 1894 to 1950. Based on these findings, the Phase I ESA identified the potential for abandoned underground storage tanks (USTs) and/or associated petroleum contamination in the Site subsurface associated with the gasoline stations and/or heating oil for the residential dwellings as a recognized environmental condition (REC). The former on-Site structures were likely present until construction of the current two-story shopping mall and east-adjacent asphalt-paved parking lot. Based on historic records and interviews, the western adjacent shopping mall was constructed in 1972 and has operated as the White Plains Mall with a variety of tenants since its construction, including potential dry cleaners listed in historic City Directories.

2.0 OBJECTIVES

The objective of the CAMP is to provide a measure of protection for the downwind community from potential airborne contaminant releases that may arise during all ground intrusive activities, and potentially contaminated soil and material handling and staging. In addition, the CAMP is intended to ensure that dust and contaminants are not leaving the work zone.

3.0 METHODS

The CAMP will include continuous monitoring for particulate matter (e.g., airborne “dust”) and volatile organic compounds (VOCs) during the planned remedial investigation activities. Any CAMP exceedances will be reported to the NYSDEC and NYSDOH on the same business day and as soon as possible. Notification of the exceedance will be sent via email along with the reason for the exceedance, the measure(s) taken to address the exceedance, and if the exceedance was resolved. In addition, the following NYSDEC and NYSDOH personnel will be provided weekly CAMP data summaries for review.

Name	Contact Information
Greta White, NYSDEC Project Manager	greta.white@dec.ny.gov (518) 402-2029
Kristin Kulow, NYSDOH Project Manager	Kristin.kulow@health.ny.gov (607) 353-4335

3.1 CONTINUOUS MONITORNG

Continues monitoring for particulates and VOCs will be conducted during all ground intrusive activities including soil borings, monitoring well installations, and soil vapor probe installations.

3.2 PERIODIC MONITORING

Periodic monitoring for VOCs will be conducted during non-intrusive activities such as the collection of soil and sediment samples or the collection of groundwater samples from existing monitoring wells. "Periodic" monitoring during sample collection consists of taking a reading upon arrival at a sample location, monitoring while opening a well cap or overturning soil, monitoring during well baling/purging, and taking a reading prior to leaving a sample location. In some instances, depending upon the proximity of potentially exposed individuals, continuous monitoring may be required during sampling activities. Examples of such situations include groundwater sampling at wells on the curb of a busy urban street, in the midst of a public park, or adjacent to a school or residence.

4.0 VOC MONITORING, RESPONSE LEVELS, AND ACTIONS

VOC Monitoring, Response Levels, and Actions Volatile organic compounds (VOCs) must be monitored at the downwind perimeter of the immediate work area (i.e., the exclusion zone) on a continuous basis or as otherwise specified. Upwind concentrations should be measured at the start of each workday and periodically thereafter to establish background conditions. The monitoring work will be performed using a photoionization detector (PID) equipped with a 10.6 ev lamp. The equipment will be calibrated at least daily for the contaminant(s) of concern or for an appropriate surrogate. The equipment should be capable of calculating 15-minute running average concentrations, which will be compared to the levels specified below.

- If the ambient air concentration of total organic vapors at the downwind perimeter of the work area or exclusion zone exceeds 5 parts per million (ppm) above background for the 15-minute average, work activities must be temporarily halted and monitoring continued. If the total organic vapor level readily decreases (per instantaneous readings) below 5 ppm over background, work activities can resume with continued monitoring.
- If total organic vapor levels at the downwind perimeter of the work area or exclusion zone persist at levels in excess of 5 ppm over background but less than 25 ppm, work activities must be halted, the source of vapors identified, corrective actions taken to abate emissions, and monitoring continued. After these steps, work activities can resume provided that the total organic vapor level

200 feet downwind of the exclusion zone or half the distance to the nearest potential receptor or residential/commercial structure, whichever is less - but in no case less than 20 feet, is below 5 ppm over background for the 15-minute average.

- If the organic vapor level is above 25 ppm at the perimeter of the work area, activities must be shutdown.

All 15-minute readings must be recorded and be available for State (DEC and DOH) personnel to review. Instantaneous readings, if any, used for decision purposes should also be recorded.

5.0 PARTICULATE MONITORING, RESPONSE LEVELS, AND ACTIONS

Particulate concentrations should be monitored continuously at the upwind and downwind perimeters of the exclusion zone at temporary particulate monitoring stations. The particulate monitoring should be performed using real-time monitoring equipment capable of measuring particulate matter less than 10 micrometers in size (PM-10) and capable of integrating over a period of 15 minutes (or less) for comparison to the airborne particulate action level. The equipment must be equipped with an audible alarm to indicate exceedance of the action level. In addition, fugitive dust migration should be visually assessed during all work activities.

- If the downwind PM-10 particulate level is 100 micrograms per cubic meter (mcg/m³) greater than background (upwind perimeter) for the 15-minute period or if airborne dust is observed leaving the work area, then dust suppression techniques must be employed. Work may continue with dust suppression techniques provided that downwind PM-10 particulate levels do not exceed 150 mcg/m³ above the upwind level and provided that no visible dust is migrating from the work area.
- If, after implementation of dust suppression techniques, downwind PM-10 particulate levels are greater than 150 mcg/m³ above the upwind level, work must be stopped and a re-evaluation of activities initiated. Work can resume provided that dust suppression measures and other controls are successful in reducing the downwind PM-10 particulate concentration to within 150 mcg/m³ of the upwind level and in preventing visible dust migration.

All readings must be recorded and be available for State (DEC and DOH) personnel to review.

6.0 SPECIAL REQUIREMENTS FOR WORK WITHIN 20 FEET OF POTENTIALLY EXPOSED INDIVIDUAL STRUCTURES

When work areas are within 20 feet of potentially exposed populations or occupied structures, the continuous monitoring locations for VOCs and particulates must reflect the nearest potentially exposed individuals and the location of ventilation system intakes for nearby structures. The use of engineering controls such as vapor/dust barriers, temporary negative-pressure enclosures, or special ventilation devices should be considered to prevent exposures related to the work activities and to control dust and odors. Consideration should be given to implementing the planned activities when potentially exposed populations are at a minimum, such as during weekends or evening hours in non-residential settings.

- If total VOC concentrations opposite the walls of occupied structures or next to intake vents exceed 1 ppm, monitoring should occur within the occupied structure(s). Depending upon the nature of contamination, chemical-specific colorimetric tubes of sufficient sensitivity may be necessary for comparing the exposure point concentrations with appropriate pre-determined response levels (response actions should also be pre-determined). Background readings in the occupied spaces must be taken prior to commencement of the planned work. Any unusual background readings should be discussed with NYSDOH prior to commencement of the work.
- If total particulate concentrations opposite the walls of occupied structures or next to intake vents exceed 150 mcg/m³, work activities should be suspended until controls are implemented and are successful in reducing the total particulate concentration to 150 mcg/m³ or less at the monitoring point.
- Depending upon the nature of contamination and remedial activities, other parameters (e.g., explosivity, oxygen, hydrogen sulfide, carbon monoxide) may also need to be monitored. Response levels and actions should be pre-determined, as necessary, for each site.