

**WP MALL CLEANERS & GAS STATION SITE
WESTCHESTER COUNTY
WHITE PLAINS, NEW YORK**

**SITE MANAGEMENT PLAN
NYSDEC Site Number: C360221**

Prepared for:

Hamilton Green I Partners LLC
c/o Knauf Shaw
2600 Innovation Square
100 S. Clinton Avenue
Rochester, New York 14604

Prepared by:

SESI CONSULTING ENGINEERS, D.P.C.
46 Route 46E, Floor 3, Suite 300
Parsippany, New Jersey 07054
973.808.9050

Revisions to Final Approved Site Management Plan:

Revision No.	Date Submitted	Summary of Revision	NYSDEC Approval Date

AUGUST 2023/REVISED DECEMBER 2023

CERTIFICATION STATEMENT

I Fuad Dahan certify that I am currently a NYS registered professional engineer and that this Site Management Plan was prepared in accordance with all applicable statutes and regulations and in substantial conformance with the DER Technical Guidance for Site Investigation and Remediation (DER-10) and Green Remediation (DER-31).



_____ P.E.

12/28/2023 _____ DATE

TABLE OF CONTENTS

**WP MALL CLEANERS & GAS STATION SITE
WESTCHESTER COUNTY
WHITE PLAINS, NEW YORK**

SITE MANAGEMENT PLAN

Table of Contents

LIST OF ACRONYMS	i
ES EXECUTIVE SUMMARY	1
1.0 INTRODUCTION	3
1.1 GENERAL	3
1.2 REVISIONS.....	4
1.3 NOTIFICATIONS.....	4
2.0 SUMMARY OF PREVIOUS REMEDIAL INVESTIGATIONS AND REMEDIAL ACTIONS	6
2.1 SITE LOCATION AND DESCRIPTION.....	6
2.2 PHYSICAL SETTING	6
2.2.1 LAND USE.....	6
2.2.2 GEOLOGY.....	7
2.2.3 HYDROGEOLOGY.....	7
2.3 INVESTIGATION AND REMEDIAL HISTORY.....	8
2.4 REMEDIAL ACTION OBJECTIVES.....	10
2.4.1 GROUNDWATER.....	10
2.4.2 SOIL	10
2.4.3 SOIL VAPOR.....	11
2.5 REMAINING CONTAMINATION.....	11
2.5.1 GROUNDWATER.....	11
3.0 INSTITUTIONAL CONTROL PLAN	15
3.1 GENERAL	15
3.2 INSTITUTIONAL CONTROLS.....	15
3.3 CRITERIA FOR COMPLETION OF REMEDIATION.....	16

3.3.1	MONITORING WELLS ASSOCIATED WITH ORC APPLICATION	16
4.0	MONITORING AND SAMPLING PLAN	18
4.1	GENERAL	18
4.2	POST REMEDIAL GROUNDWATER MONITORING AND SAMPLING.....	18
4.3	GROUNDWATER SAMPLING	19
4.4	MONITORING AND SAMPLING PROTOCOL.....	21
5.0	PERIODIC ASSESSMENTS/EVALUATIONS.....	22
5.1	CLIMATE CHANGE VULNERABILITY ASSESSMENT	22
5.2	GREEN REMEDIATION EVALUATION.....	22
5.2.1	TIMING OF GREEN REMEDIATION EVALUATIONS.....	23
5.2.2	FREQUENCY OF SAMPLING AND OTHER PERIODIC ACTIVITIES	23
5.2.3	METRICS AND REPORTING	23
6.0	REPORTING REQUIREMENTS	24
6.1	SITE MANAGEMENT REPORTS	24
6.2	PERIODIC REVIEW REPORT	25
6.2.1	CERTIFICATION OF INSTITUTIONAL CONTROLS.....	27
6.3	CORRECTIVE MEASURES WORK PLAN	28
7.0	REFERENCES.....	29

TABLES

TABLE 1.1	NOTIFICATIONS
TABLE 2.1	GROUNDWATER ELEVATION DATA
TABLE 2.2	SUMMARY OF POST SOIL REMOVAL IRM VOCs DETECTED IN GROUNDWATER
TABLE 2.3	SUMMARY OF POST REMEDY EXCEEDANCES IN GROUNDWATER
TABLE 4.1	POST REMEDIATION GROUNDWATER SAMPLING REQUIREMENTS AND SCHEDULE
TABLE 4.2	MONITORING WELL CONSTRUCTION DETAILS
TABLE 6.1	SCHEDULE OF INSPECTION REPORTS

FIGURES

FIGURE 1.1	SITE LOCATION MAP
FIGURE 1.2	BCP BOUNDARY MAP
FIGURE 2.1	GROUNDWATER CONTOUR MAP

FIGURE 2.2A PRE-IRM GROUNDWATER LOCATION AND CONCENTRATION PLAN
FIGURE 2.2B POST-IRM GROUNDWATER LOCATION AND CONCENTRATION
PLAN

APPENDICES

APPENDIX A	ENVIRONMENTAL EASEMENT
APPENDIX B	LIST OF SITE CONTACTS
APPENDIX C	SITE SPECIFIC BORING AND MONITORING WELL LOGS
APPENDIX D	QUALITY ASSURANCE PROJECT PLAN
APPENDIX E	HEALTH AND SAFETY PLAN
APPENDIX F	TYPICAL WELL CONSTRUCTION DIAGRAM
APPENDIX G	SMP FORMS
APPENDIX H	FIELD SAMPLING PLAN

LIST OF ACRONYMS

ACM	Asbestos-Containing Material
AWQS	Ambient Water Quality Standards
BCA	Brownfield Cleanup Agreement
BCP	Brownfield Cleanup Program
CCR	Construction Completion Report
COC	Certificate of Completion
DER	Division of Environmental Remediation
EE	Environmental Easement
ELAP	Environmental Laboratory Approval Program
ft-bgs	feet below ground surface
HASP	Health and Safety Plan
IC	Institutional Control
IRMWP	Interim Remedial Measures Work Pla
MTBE	Methyl-tertiary-butyl-ether
NYSDEC	New York State Department of Environmental Conservation
NYSDOH	New York State Department of Health
NYCRR	New York Codes, Rules and Regulations
ORC	Oxygen Releasing Compound
PFAS	Per and Polyfluoroalkyl Substances
PFOA	Perfluorooctanoic Acid
PFOS	Perfluorooctanesulfonic Acid
PHC	Petroleum Hydrocarbon
PRR	Periodic Review Report
QAPP	Quality Assurance Project Plan
RI	Remedial Investigation
SCG	Standards, Criteria and Guidelines
SCO	Soil Cleanup Objective
SMP	Soil Management Plan
SOE	Support of Excavation
SVOC	Semi-volatile Organic Compound
TAL	Target Analyte List
TCL	Target Compound List
USEPA	United States Environmental Protection Agency
UST	Underground Storage Tank
USCO	Unrestricted Soil Cleanup Objectives
VOC	Volatile Organic Compound

ES EXECUTIVE SUMMARY

The following provides a brief summary of the controls implemented for the Site, as well as the inspections, monitoring and reporting activities required by this Site Management Plan:

Site Identification: BCP No.C360221 WP Mall Cleaners & Gas Station Site

<p>Institutional Controls:</p>	<p>1. The Brownfield Cleanup Program (BCP) Site may be used for unrestricted, residential, restricted residential, commercial, and industrial use. The Site is temporarily subject to an environmental easement (EE) in relation to groundwater post-remediation.</p> <p>2. The BCP Site has achieved an Conditional Track 1 unrestricted use remedy. However, the BCP Site is subject to an environmental easement in relation to remaining residual contamination in groundwater.</p> <p>3. Temporary EE and a Site Management Plan (SMP) on Site until groundwater requirements have been met or until data demonstrates that the groundwater contamination has reached asymptotic levels or background levels, at which point the Volunteer will petition to terminate the SMP and EE.</p>
<p>Inspections:</p>	
<p>Monitoring Well Inspections</p>	<p>Quarterly</p>
<p>Evaluations:</p>	
<p>Climate Change Vulnerability Assessment</p>	
<p>Monitoring:</p>	
<ul style="list-style-type: none"> • Monitoring Wells 	<p>Quarterly groundwater monitoring until the results for all parameters show a bulk reduction in groundwater contamination to asymptotic levels to the Department's satisfaction per 6 NYCRR Part 375-3.8(e)(1)(iii)(b) for a Track 1 cleanup or until the off-site source is confirmed.</p>

Site Identification: BCP No.C360221 WP Mall Cleaners & Gas Station Site

Maintenance:	
Monitoring Well Network Maintenance	As needed
Reporting:	
Certification/Periodic Review Report (PRR)	Annually

Further descriptions of the above requirements are provided in detail in the subsequent sections of this Site Management Plan

1.0 INTRODUCTION

1.1 GENERAL

This SMP is a required element of the remedial program for the WP Mall Cleaners & Gas Station Site located in White Plains, Westchester County, New York (hereinafter referred to as the “Site”). A Site Location Map (topographic map) is provided as **Figure 1.1**. The Site is currently in the New York State (NYS) BCP Site No. C360221 which is administered by New York State Department of Environmental Conservation (NYSDEC).

Hamilton Green I Partners LLC entered into a Brownfield Cleanup Agreement (BCA), on April 22, 2022 with the NYSDEC to remediate the site. A figure showing the Site location and boundaries of this Site is provided in **Figure 1.2**. The boundaries of the portion of the Site subject to the temporary Environmental Easement are more fully described in the metes and bounds site description that is part of the Environmental Easement provided in **Appendix A**.

After completion of the remedial work, some contamination remains on the Site, which is hereafter referred to as “remaining contamination”. Institutional controls (ICs) have been incorporated into the Site remedy to control exposure to remaining contamination to ensure protection of public health and the environment on the Site. An Environmental Easement granted to the NYSDEC and recorded with the Westchester County Clerk, requires compliance with this SMP and all ICs placed on the Site.

This SMP was prepared to manage remaining contamination on the Site until the Environmental Easement is extinguished in accordance with ECL Article 71, Title 36. This plan has been approved by the NYSDEC, and compliance with this plan is required by the grantor of the Environmental Easement and the grantor’s successors and assigns. This SMP may only be revised with the approval of the NYSDEC project manager.

It is important to note that:

- This SMP details the Site-specific implementation procedures that are required by the Environmental Easement. Failure to properly implement the SMP is a violation of the Environmental Easement, which is grounds for revocation of the Certificate of Completion (COC); and

- Failure to comply with this SMP is also a violation of Environmental Conservation Law, 6NYCRR Part 375 and the BCA Index # C360221-03-22; Site #C360221 for the Site, and thereby subject to applicable penalties.

All reports associated with the Site can be viewed by contacting the NYSDEC or its successor agency managing environmental issues in New York State. A list of contacts for persons involved with the Site is provided in **Appendix B** of this SMP.

This SMP was prepared by SESI Consulting Engineers, on behalf of Hamilton Green I Partners LLC, in accordance with the requirements of the NYSDEC's DER-10 ("Technical Guidance for Site Investigation and Remediation"), dated May 2010, and the guidelines provided by the NYSDEC. This SMP addresses the means for implementing the ICs that are required by the Environmental Easement for the Site.

1.2 REVISIONS

Revisions to this plan will be proposed in writing to the NYSDEC's project manager. The NYSDEC can also make changes to the SMP or request revisions from the remedial party. Revisions will be necessary upon, but not limited to, the following occurring: a change in media monitoring requirements, upgrades to or shutdown of a remedial system, post-remedial removal of contaminated sediment or soil, or other significant change to the Site conditions. All approved alterations must conform with Article 145 Section 7209 of the Education Law regarding the application of professional seals and alterations. For example, any changes to as-built drawings must be stamped by a New York State Professional Engineer. In accordance with the Environmental Easement for the Site, the NYSDEC project manager will provide a notice of any approved changes to the SMP, and append these notices to the SMP that is retained in its files.

1.3 NOTIFICATIONS

Notifications will be submitted by the property owner to the NYSDEC, as needed, in accordance with NYSDEC's DER – 10 for the following reasons:

1. Written 60-day advance notice of any proposed changes in Site use that are required under the terms of the BCA, 6NYCRR Part 375 and/or Environmental Conservation Law.
2. 7-day advance notice of any field activity associated with the remedial program.

3. Written 15-day advance notice of any proposed ground-intrusive activity pursuant to the Excavation Work Plan (EWP). If the ground-intrusive activity qualifies as a change of use as defined in 6 NYCRR Part 375, the above mentioned 60-day advance notice is also required.
4. Notice within 48 hours of any non-routine maintenance activities.

Any change in the ownership of the Site or the responsibility for implementing this SMP will include the following notifications:

5. At least 60 days prior to the change, the NYSDEC will be notified in writing of the proposed change. This will include a certification that the prospective purchaser/Remedial Party has been provided with a copy of the BCA, and all approved work plans and reports, including this SMP.
6. Within 15 days after the transfer of all or part of the site, the new owner's name, contact representative, and contact information will be confirmed in writing to the NYSDEC.

Table 1.1 includes contact information for the above notification. The information on this table will be updated as necessary to provide accurate contact information. A full listing of Site-related contact information is provided in **Appendix B**.

Table 1.1: Notifications*

Name	Contact Information	Required Notification**
NYSDEC Project Manager Greta White, P.G.	Greta.white@dec.ny.gov (518) 402-2029	All notifications
NYSDEC Project Manager's Supervisor Kiera Thompson, P.G.	kiera.thompson@dec.ny.gov (518) 402-9662	All notifications
NYSDEC Site Control Kelly Lewandowski, PE	(518) 402-9553 kelly.lewandowski@dec.ny.gov	Notifications 1 and 5

* Note: Notifications are subject to change and will be updated as necessary.

** Note: Numbers in this column reference the numbered bullets in the notification list in this section.

2.0 SUMMARY OF PREVIOUS REMEDIAL INVESTIGATIONS AND REMEDIAL ACTIONS

2.1 SITE LOCATION AND DESCRIPTION

The Site is located in White Plains, Westchester County, New York and is identified as Section 125.67/Block 5/Lot 1.1 on the Westchester County Tax Map (see **Figure 1.2**). The Site is an approximately 1.808-acre area and is bounded by Barker Avenue to the north, Hamilton Avenue to the south, Cottage Place to the east, and the Hamilton Green BCP Site (C360177) to the west (see **Figure 1.2** – BCP Boundary Map). The boundaries of the Site are more fully described in **Appendix A** –Environmental Easement. The owner of the Site at the time of issuance of this SMP is/are:

Hamilton Green I Partners LLC

2.2 PHYSICAL SETTING

2.2.1 LAND USE

The Site consists of the following: a vacant lot. The Site is zoned as Transit Development District (TD-1) and is currently being developed into residential apartment housing. Historic Sanborn fire insurance maps indicate that the Site contained several private residential dwellings with automotive garages along Cottage Place (address ranges 3 to 13 Cottage Place), a candy manufacturer, paint establishment, a plumbing shop, and a gasoline station located on the southern portion of the Site with greasing operations and (4) four gasoline tanks. This Site had a historic address of 250 Hamilton Avenue on the 1950 map. That address is now being used for the Site. There was an adjacent off-Site gas station with three (3) gasoline tanks at 230 Hamilton Avenue located west of the Site on the 1930 through 1950 maps, which is located on adjacent lot 125.67-5.1.2 and is the Hamilton Green BCP Site No. C360177. Numerous private dwellings were shown within the building footprint on historic Sanborn maps from 1894 to 1950. Based on these findings, the Phase I ESA identified the potential for abandoned underground storage tanks (USTs) and/or associated petroleum contamination in the Site subsurface, associated with the gasoline station and/or heating oil for the residential dwellings as a recognized environmental concern. The on-Site gasoline station was razed before the mall was constructed in 1972 and before MTBE was introduced into gasoline in 1979. The two-story shopping mall and the east-adjacent asphalt-paved parking lot were constructed in 1972 and operated as the White Plains Mall with a variety of tenants, including possible

dry cleaners listed in historic City Directories, and was razed in September and October 2022.

The properties adjoining the Site and in the neighborhood surrounding the Site primarily include commercial properties. The properties immediately south of the Site include commercial and residential properties; the properties immediately north of the Site include a commercial six-story office building; the properties immediately east of the Site include Berkley College and a Gulf Gas Station; and the properties to the west of the Site include the Hamilton Green BCP Site (C360177).

2.2.2 GEOLOGY

Based on soil borings conducted during subsurface investigations conducted by AKRF, a preliminary geotechnical investigation conducted by GZA, and the SESI remedial investigation (RI) borings, the Site soils were characterized as fill material consisting of loose to dense brown fine to coarse sand with varying amounts of gravel and silt, and occasional trace vegetation and construction debris (brick, crushed stone) to depths of 8 feet below ground surface (ft-bgs). The fill material was underlain by clay and silt with varying sand content between 7 and 13 ft-bgs. The clay and silt layer is underlain by a layer of sand that was encountered at a depth of 10.7 to 18.3 ft-bgs. Bedrock varies across the site from 15 to 40 ft-bgs. Site specific boring logs are provided in **Appendix C**.

2.2.3 HYDROGEOLOGY

During the RI groundwater sampling in September through November 2022, groundwater was encountered at depths ranging from approximately 8.7 feet beneath the former mall lower level to 22.35 ft-bgs at the former parking lot. The groundwater has been determined to flow in a southwesterly direction across the Site. A groundwater contour map is shown in **Figure 2.1**. Groundwater elevation data is provided in **Table 2.1**. Groundwater monitoring well construction logs are provided in **Appendix C**.

Table 2.1: Groundwater Elevation Data

Well ID	Total Depth (ft)	Screen Diameter (in.)	Screen length (ft)	Top of Casing Elevation (ft)	Depth to Water (ft)	Groundwater Elevation (ft)	Sampling Date
TW-1	26	2	15 (15-30 ft)	202.14	20	182.14	10/14/2022
					20.1	182.04	11/22/2022
TW-2	30	2	15 (15-30 ft)	189.77	8.7	181.07	10/14/2022
					8.82	180.95	11/22/2022
TW-3	15	2	10 (5-15 ft)	189.77	8.7	181.07	10/14/2022
					8.82	180.95	11/22/2022
TW-4	30	2	15 (15-30 ft)	189.87	9.15	180.72	10/28/2022
					9	180.87	11/29/2022
MW-1 (GT-1)	25	2	15 (10-25 ft)	199.6	17.55	182.05	10/4/2022
					17.6	182	11/4/2022
MW-4 (GT-4)	25	2	15 (10-25 ft)	191.53	8.9	182.63	10/28/2022
					9	182.53	11/29/2022
MW-5 (GW-4)	28	2	---	202.02	21.5	180.52	9/8/2022
					20.51	181.51	10/28/2022
MW-6 (GW-3)	29	2	---	201.22	22.35	178.87	9/8/2022
					21.87	179.35	10/28/2022
MW-7	30	2	10 (20-30 ft)	202.63	22	180.63	10/4/2022
					22.32	180.31	11/4/2022

Note: --- indicates information not available

2.3 INVESTIGATION AND REMEDIAL HISTORY

The following narrative provides a remedial history timeline and a brief summary of the available project records to document key investigative and remedial milestones for the Site. Full titles for each of the reports referenced below are provided in Section 7.0 - References.

Remedial Investigation Summary

Results of the RI and prior investigations have identified petroleum hydrocarbons (PHCs), volatile organic compounds (VOCs), semi-volatile organic compounds (SVOCs), pesticides, and metals Site-wide in soil at concentrations exceeding the Track 1 Unrestricted Use Soil Cleanup Objectives (USCOs) to depths of 30 ft-bgs across the Site. Groundwater is similarly impacted by VOCs, SVOC, PFAS and metals at concentrations exceeding the Ambient Water Quality Standards (AWQS). Groundwater samples from monitoring wells installed and sampled after implementation of the IRM work resulted in levels of methyl-tertiary-butyl-ether (MTBE), a minor exceedance of 1.2 DCE that exceed the AWQS and PFAS. Based on the lack of an on-site source of MTBE and prior Site

investigations, MTBE is migrating onto the Site in groundwater. The PHC VOCs including 2,2,4-trimethylpentane were detected in soil vapor samples collected on the southern portion of the Site near the historical gas station, and heptane. Other VOCs including benzene, toluene, ethylbenzene, xylenes (BTEX), ethanol, tertiary butyl alcohol were detected at elevated concentrations in vapor samples collected across the Site. Trichloroethene was detected in the Site soil vapor exceeding its New York State Department of Health (NYSDOH) Matrix A lower threshold value on the western portion of the Site.

Summary of Remedial Actions

Interim Remedial Action Performed

In an effort to expedite remediation of the property several interim remedial measures (IRMs) were performed including asphalt asbestos abatement and demolition of the former mall building, installation of support of excavation (SOE) system around the eastern, northern, and southern property boundaries, excavation of all soil impacted above USCOs (140,874 tons), and dewatering of the remedial excavation and treating of 748,000 gallons of contaminated groundwater during the soil IRM. These IRMs were performed in accordance with approved IRM Work Plan (IRMWP) that was last revised April 2022, the details of which are documented in Interim Remedial Actions Construction Completion Report (CCR) submitted by SESI in July 2023 and in the Final Engineering Report.

Remedial Actions Performed

The following is a summary of soil and groundwater remedial actions that were performed per the IRM WP and the Remedial Action Work Plan (RAWP):

- The excavation of an additional 5,524.52 tons of soil exceeding USCOs from the southern portion of the site. In total, 146,398.52 tons of soil impacted above the USCOs have been removed from the Site.
- Dewatering and treatment of an additional 764,000 gallons of contaminated groundwater for a total of 1,512,000 gallons of treated groundwater through November 17, 2023.
- Application of 1,320 pounds of TersOX™ powder oxygen releasing compound (ORC) and 750 pounds of TersOX™ nutrients across the excavated southern portion of the Site for remediation of VOCs in groundwater.

- Installation of a green remedial sub-slab vapor barrier used as the sealing methodology to mitigate against the potential for soil vapor intrusion into the future Site buildings.
- Recording of an EE for conditional Track 1 Sitewide. The EE will remain effective until the Institutional Controls (ICs) are removed if an unconditional Track 1 remedy is accomplished within five (5) years. If the unconditional Track 1 remedy is not achieved in this timeframe as a result of any remaining on-Site groundwater contamination conditions, the EE will continue under a Track 2 remedy.

2.4 REMEDIAL ACTION OBJECTIVES

The Remedial Action Objectives (RAOs) for the Site as listed in the Decision Document dated December 2023 are as follows.

2.4.1 GROUNDWATER

RAOs for Public Health Protection

- Prevent ingestion of groundwater with contaminant levels exceeding drinking water standards.
- Prevent contact with, or inhalation of, volatiles from contaminated groundwater.

RAOs for Environmental Protection

- Restore ground water aquifer to pre-disposal/pre-release conditions, to the extent practicable.
- Remove the source of ground or surface water contamination.

2.4.2 SOIL

RAOs for Public Health Protection

- Prevent ingestion/direct contact with contaminated soil.
- Prevent inhalation of or exposure from contaminants volatilizing from contaminants in soil.

RAOs for Environmental Protection

- Prevent migration of contaminants that would result in groundwater contamination.

2.4.3 SOIL VAPOR

RAOs for Public Health Protection

- Mitigate impacts to public health resulting from existing, or the potential for, soil vapor intrusion into buildings at a site.

2.5 REMAINING CONTAMINATION

2.5.1 GROUNDWATER

April 2023 Mid-IRM VOC Groundwater Sampling Summary

The nine (9) monitoring wells sampled as part of the RI were decommissioned during interim remedial actions (excavation) as reported in the July 2023 CCR, and three (3) new monitoring wells were installed and sampled during the IRM. These three (3) monitoring wells (MW-101, MW-102, and MW-103) were installed in April 2023 as shown on **Figure 2.2**. The wells were installed three (3) to five (5) feet into the weathered bedrock at the excavation base. The wells were constructed with 4-inch PVC well screening ranging from 3 to 5 ft feet in length and solid riser casing to 2 3 feet above grade. The PVC screens were surrounded by clean well sand. The filter sand extends at least about two (2) feet above the screen. Bentonite about one (1) foot thick was then placed on top of the filter sand and the remaining annular space around the PVC riser was grouted with cement/bentonite mix. Subsequently, the wells were developed by purging 3 to 5 well volumes to remove fines and establish a good hydraulic connection between the well and the surrounding formation.

The monitoring wells were sampled on April 17, 2023 for VOCs analysis to determine the IRM's effectiveness in remediating the petroleum hydrocarbon contamination in the vicinity of the former gas station. Prior to sampling approximately three (3) well volumes were purged. As shown, MTBE was detected in MW-102 (80 ug/L) and MW-103 (220 ug/L) at concentrations exceeding the TOGS AWQS of 10 ug/L. No other VOC exceedances were detected. The sample results compared to the AWQSs are presented in **Table 2.2** below.

Table 2.2: Summary of Mid-IRM VOCs Detected in Groundwater

Client Sample ID:		TOGS AWQS	MW-101	MW-102	MW-103
Lab Sample ID			L2320432-01	L2320432-02	L2320432-03
Date Sampled:			4/17/2023	4/17/2023	4/17/2023
Matrix			Groundwater	Groundwater	Groundwater
1,2-Dichloroethane	ug/l	0.6	ND	ND	0.27J
Ethylbenzene	ug/l	5	ND	0.99J	ND
Methyl tert butyl ether	ug/l	10	6.8	80	220
p/m-Xylene	ug/l	5	ND	2.2J	ND
o-Xylene	ug/l	5	ND	1.8J	ND
Xylenes, Total	ug/l		ND	4J	ND
Acetone	ug/l	50	ND	3.7J	ND
1,2,4-Trimethylbenzene	ug/l	5	ND	0.73J	ND
p-Ethyltoluene	ug/l		ND	0.74J	ND
1,2,4,5-Tetramethylbenzene	ug/l	5	ND	1.7J	ND

Notes:

1. ug/L = micrograms per liter
2. ND = compound not detected
3. Bold = compounds detected
4. J = Estimated Concentration
5. Highlight = Concentration exceeds TOGS AWQS
6. Only those compounds detected above method detection limits are provided herein.

MTBE was observed in the mid-IRM groundwater sampling. MTBE was also observed in Phase II investigations at similar or greater concentrations in 2017 and 2018. However, the RI groundwater sampling resulted in MTBE detection below the AWQS in wells TW-2, TW-3 and MW-6. As has been previously noted, the Site cannot be the source of the MTBE due to the fact that MTBE was not in use when the former on-Site gas station was demolished (1972). Therefore, it has been concluded that MTBE is migrating on-site from an off-site source.

The RI wells were not sealed in the rock and water sampled included groundwater from the overburden. The mid-IRM groundwater samples were collected from the wells installed directly into the weathered rock, and therefore are more indicative of the weathered bedrock groundwater. Post excavation observation of the Site and adjoining Hamilton Green site reveals that the bedrock (below fractured or decayed rock) surface slopes downward from the north and east side of the Site to the southwest and into the southern portion of the adjoining Hamilton Green site. In addition, it should be noted that the southern portions of both BCP sites are located in a hydrologic local low-point such that

groundwater is likely to be trapped in this location. This may explain why historic levels of MTBE contamination increase from east to west.

The IRM soil excavation has removed the source of on-Site VOCs from the historical gas station. Excavation of the Site required dewatering. While it is possible these dewatering operations may have had some impacts on the migration of the MTBE from the upstream source, given the age of the historical gas station (Circa 1950s to 1972) it is clear that the historical on-Site gas station cannot be the source of MTBE detected on-Site. In addition, MTBE has been historically documented in the Phase II data in similar or greater concentrations long before the de-watering activities commenced. Dewatering included treatment of the pumped water prior to discharge.

Post Remedy Groundwater Sampling Summary

Four (4) monitoring wells (SMP-TMW-4, SMP-MW-4, SMP-MW-8, and SMP-MW-9) were installed and sampled post-remedy in December 2023. Monitoring wells SMP-MW-8, SMP-MW-9, SMP-TMW-4 and SMP-MW-4 were constructed with 4 feet of screened 2-inch PVC casing, and solid riser extending approximately 6 feet above the concrete pressure slab surface. The filter sand extends at least about one (1) feet above the screen. Hydraulic cement about one (1) foot thick was then placed on top of the filter sand to the concrete pad surface.

As shown on **Figure 2.2B** and **Table 2.3** below MTBE was detected in monitoring wells SMP-TMW-4 (122 ug/L), SMP-MW-8 (669 ug/L), and SMP-MW-9 (181 ug/L) at concentrations exceeding the AQWS (10 ug/L). The CVOC 1,2-dichloroethane (cis-1,2-DCA) was detected in monitoring well SMP-MW-8 at 1 ug/L, above its 0.6 ug/L AWQS. The metals iron (2,170 ug/L max.), manganese (2,980 ug/L max.) and sodium (643,000 ug/L max.) were detected in each well at concentrations exceeding AWQS, 300 ug/L, 300 ug/L, and 20,000 ug/L, respectively. Perfluorooctanoic acid (PFOA, 0.0178 ug/L max.) and perfluorooctanesulfonic acid (PFOS, 0.0172 ug/L max.) were detected at concentrations exceeding AWQS.

Table 2.3: Summary of Post Remedy Exceedances in Groundwater

Client Sample ID:			NY TOGS Class GA GW Standards and Guidance Values	SMP-TW-4	SMP-MW-4	SMP-MW-9	SMP-MW-8
Lab Sample ID:				JD78466-1	JD78577-1	JD78668-1	JD78668-2
Date Sampled:				12/8/2023	12/11/2023	12/12/2023	12/12/2023
Matrix:	CAS#			Ground Water	Ground Water	Ground Water	Ground Water
MS Volatiles (SW846 8260D)							
1,2-Dichloroethane	107-06-2	ug/l	0.6	ND (1.0)	ND (1.0)	ND (1.0)	1
Methyl Tert Butyl Ether	1634-04-4	ug/l	10	122	6.3	181	669
MS Semi-volatiles (EPA DRAFT 1633)							
Perfluorooctanoic acid (PFOA)	335-67-1	ug/l	0.0067	0.0143	0.0178	0.012	0.0139
Perfluorooctanesulfonic acid PFOS)	1763-23-1	ug/l	0.0027	0.0105	0.0172	0.003	0.002 J
Metals Analysis							
Iron	7439-89-6	ug/l	300	<100	633	2170	530
Manganese	7439-96-5	ug/l	300	2250	<15	319	2980
Sodium	7440-23-5	ug/l	20000	339000	177000	334000	643000

Notes:

1. ug/L = micrograms per liter
2. ND = compound not detected
3. Bold and Highlighted = Concentration exceeds TOGS AWQS

3.0 INSTITUTIONAL CONTROL PLAN

3.1 GENERAL

Since remaining contamination exists at the site, ICs are required to protect human health and the environment. This IC Plan describes the procedures for the implementation and management of all ICs at the site. The IC Plan is one component of the SMP and is subject to revision by the NYSDEC.

This plan provides:

- A description of all ICs on the site;
- The basic implementation and intended role of each IC;
- A description of the key components of the ICs set forth in the Environmental Easement;
- A description of the controls to be evaluated during each required inspection and periodic review;
- A description of plans and procedures to be followed for implementation of ICs, for the proper handling of remaining contamination that may be disturbed during maintenance or redevelopment work on the site; and
- Any other provisions necessary to identify or establish methods for implementing the ICs required by the site remedy, as determined by the NYSDEC.

3.2 INSTITUTIONAL CONTROLS

A series of ICs is required by the Decision Document to: (1) prevent future exposure to remaining contamination. Adherence to these ICs on the Site is required by the Environmental Easement on the Site and will be implemented under this SMP. ICs identified in the Environmental Easement may not be discontinued without an amendment to or extinguishment of the Environmental Easement. The IC boundaries are shown on the environmental easement map provided in **Appendix A**. These ICs are:

- The use of groundwater underlying the property is prohibited without necessary water quality treatment as determined by the New York State Department of Health (NYSDOH) or the Westchester County Department of Health to render it safe for use as drinking water or for industrial purposes, and the user must first notify and obtain written approval to do so from the Department.

- Groundwater and other environmental or public health monitoring must be performed as defined in this SMP;
- Data and information pertinent to site management of the Controlled Property must be reported at the frequency and in a manner as defined in this SMP;
- All future activities that will disturb remaining contaminated material must be conducted in accordance with this SMP;
- Access to the Site must be provided to agents, employees or other representatives of the State of New York with reasonable prior notice to the property owner to assure compliance with the restrictions identified by the Environmental Easement.

3.3 CRITERIA FOR COMPLETION OF REMEDIATION

Generally, remedial processes are considered completed when monitoring indicates that the remedy has achieved the remedial action objectives identified by the decision document. The framework for determining when remedial processes are complete is provided in Section 6.4 of NYSDEC DER-10. Unless waived by the NYSDEC, confirmation samples of applicable environmental media are required before terminating any remedial actions at the site. Confirmation samples require Category B deliverables and a Data Usability Summary Report (DUSR).

As discussed below, the NYSDEC may approve termination of a groundwater monitoring program. When a remedial party receives this approval, the remedial party will decommission all site-related monitoring, injection and recovery wells as per the NYSDEC CP-43 policy.

The remedial party will also conduct any needed site restoration activities, such as asphalt patching and decommissioning treatment system equipment. In addition, the remedial party will conduct any necessary restoration of vegetation coverage, trees and wetlands, and will comply with NYSDEC and United States Army Corps of Engineers regulations and guidance. Also, the remedial party will ensure that no ongoing erosion is occurring on the site.

3.3.1 MONITORING WELLS ASSOCIATED WITH ORC APPLICATION

Groundwater monitoring activities to assess the ORC application will continue, as determined by the NYSDEC project manager in consultation with the NYSDOH project

manager, until residual groundwater concentrations are found to be consistently below ambient water quality standards or the site SCGs or have become asymptotic at an acceptable level over an extended period. If monitoring data indicates that monitoring may no longer be required, a proposal to discontinue the remedy will be submitted by the remedial party. Monitoring will continue until permission to discontinue is granted in writing by the NYSDEC project manager. If groundwater contaminant levels become asymptotic at a level that is not acceptable to the NYSDEC, additional injections, source removal, treatment and/or control measures will be evaluated, discussed, and approved by the NYSDEC PM.

4.0 MONITORING AND SAMPLING PLAN

4.1 GENERAL

This Monitoring and Sampling Plan describes the measures for evaluating the overall performance and effectiveness of the remedy. This Monitoring and Sampling Plan may be revised only with the approval of the NYSDEC project manager. Details regarding the sampling procedures, data quality usability objectives, analytical methods, etc. for all samples collected as part of site management for the Site are included in the Quality Assurance Project Plan provided in **Appendix D**. The Site-specific Health and Safety Plan is included in **Appendix E**.

This Monitoring and Sampling Plan describes the methods to be used for:

- Sampling and analysis of all appropriate media (i.e., groundwater);
- Assessing compliance with applicable NYSDEC standards, criteria and guidance (SCGs), particularly groundwater standards; and
- Evaluating Site information periodically to confirm that the remedy continues to be effective in protecting public health and the environment;

To adequately address these issues, this Monitoring and Sampling Plan provides information on:

- Sampling locations, protocol and frequency;
- Information on all designed monitoring systems;
- Analytical sampling program requirements;
- Inspection and maintenance requirements for monitoring wells;
- Monitoring well decommissioning procedures; and
- Annual inspection and periodic certification.

Reporting requirements are provided in Section 6.0 of this SMP.

4.2 POST REMEDIAL GROUNDWATER MONITORING AND SAMPLING

Samples shall be collected from the groundwater monitoring wells and analyzed for VOCs, SVOCs, TAL Metals, and PFAS as listed on Table 6.8 of Part 375.6 by EPA Method 8260C for VOCs, by EPA Method 8270D for SVOCs, TAL metals by EPA Methods 6010/7471, and by EPA Method 1633 for PFAS. The sampling locations required analytical parameters, and the sampling schedule for groundwater sampling are

provided in **Table 4.1** –Post Remediation Groundwater Sampling Requirements and Schedule below. Modification to the frequency or sampling requirements will require approval from the NYSDEC project manager. The proposed sample locations are shown on **Figure 2.2B**.

Table 4.1 –Post Remediation Groundwater Sampling Requirements and Schedule

Monitoring Well I.D	Location	Sample Analysis	Schedule
SMP-MW-101	MW-101	VOCs, SVOCs, TAL Metals, PFAS	Quarterly
SMP-MW-102	MW-102	VOCs, SVOCs, TAL Metals, PFAS	
SMP-MW-4	MW-4	VOCs, SVOCs, TAL Metals, PFAS	
SMP-TW-4	TW-4	VOCs, SVOCs, TAL Metals, PFAS	
SMP-MW-6	MW-6	VOCs, SVOCs, TAL Metals, PFAS	
SMP-MW-7	MW-7	VOCs, SVOCs, TAL Metals, PFAS	
SMP-TW-2	TW-2	VOCs, SVOCs, TAL Metals, PFAS	
SMP-MW-8	Southwestern edge	VOCs, SVOCs, TAL Metals, PFAS	
SMP-MW-9	Southwestern edge	VOCs, SVOCs, TAL Metals, PFAS	

Detailed sample collection and analytical procedures and protocols are provided in **Appendix D** – Quality Assurance Project Plan.

4.3 GROUNDWATER SAMPLING

Groundwater will be monitored quarterly for the full suite of VOCs, SVOCs, TAL metals, and PFAS as outlined in **Table 4.1** until the results for all parameters show a bulk reduction in groundwater contamination or to asymptotic levels to the Department’s satisfaction per 6 NYCRR Part 375-3.8(e)(1)(iii)(b) for a Track 1 cleanup. Modification or reducing the frequency of sampling requirements will require approval from the NYSDEC project manager. If monitoring confirms that the MTBE is continuing to migrate onto the Site, the Volunteer will petition to terminate the easement and the sampling.

Table 4.2 below summarizes the proposed well identification number, as well as the purpose, location, depths, diameter and screened intervals of the wells. As part of the

groundwater monitoring, eight (8) wells within the Site will be monitored to evaluate the effectiveness of the remediation. The monitoring wells are in locations that will evaluate both upgradient, the Site and downgradient groundwater quality as noted on Table 4.2 below. The remedial party will measure depth to the water table for each monitoring well in the network prior to sampling. The typical well construction diagram is included in **Appendix F**.

Table 4.2 – Monitoring Well Construction Details

Monitoring Well I.D	Location	Coordinates (Lat/Long)	Well Diameter (inches)	Elevation (above mean sea level)			Gradient
				Casing	Surface	Screen Top	
SMP-MW-101	MW-101	TBD	2	TBD	TBD	TBD	Upgradient
SMP-MW-102	MW-102	TBD	2	TBD	TBD	TBD	Mid-Site
SMP-MW-4	MW-4	TBD	2	TBD	TBD	TBD	Upgradient
SMP-TW-4	TW-4	TBD	2	TBD	TBD	TBD	Mid-Site
SMP-MW-6	MW-6	TBD	2	TBD	TBD	TBD	Downgradient
SMP-MW-7	MW-7	TBD	2	TBD	TBD	TBD	Mid-Site
SMP-TW-2	TW-2	TBD	2	TBD	TBD	TBD	Downgradient
SMP-MW-8	Southwest	TBD	2	TBD	TBD	TBD	Downgradient
SMP-MW-9	Southwest	TBD	2	TBD	TBD	TBD	Downgradient

Notes:

TBD = to be determined

If biofouling or silt accumulation occurs in the on-Site and/or off-Site monitoring wells, the wells will be physically agitated/surged and redeveloped. Additionally, monitoring wells will be properly decommissioned and replaced, if an event renders the wells unusable. Repairs and/or replacement of wells in the monitoring well network will be performed based on assessments of structural integrity and overall performance.

The NYSDEC project manager will be notified prior to any repair or decommissioning of any monitoring well for the purpose of replacement, and the repair or decommissioning and replacement process will be documented in the subsequent Periodic Review Report. Well decommissioning without replacement will be done only with the prior approval of the NYSDEC project manager. Well abandonment will be performed in accordance with NYSDEC’s guidance entitled “CP-43: Groundwater Monitoring Well Decommissioning Procedures.” Monitoring wells that are decommissioned because they have been

rendered unusable will be replaced in kind in the nearest available location, unless otherwise approved by the NYSDEC project manager.

The sampling frequency may only be modified with the approval of the NYSDEC project manager. This SMP will be modified to reflect changes in sampling plans approved by the NYSDEC project manager.

Deliverables for the groundwater monitoring program are specified in Section 6.0 - Reporting Requirements.

4.4 MONITORING AND SAMPLING PROTOCOL

All sampling activities will be recorded in a field book and associated sampling log as provided in **Appendix G** – Site Management Plan Forms. Other observations (e.g., groundwater monitoring well integrity, etc.) will be noted on the sampling log. The sampling log will serve as the inspection form for the monitoring network. Additional detail regarding monitoring and sampling protocols are provided in the site-specific Field Sampling Plan provided as **Appendix H** of this document.

5.0 PERIODIC ASSESSMENTS/EVALUATIONS

5.1 CLIMATE CHANGE VULNERABILITY ASSESSMENT

Increases in both the severity and frequency of storms/weather events, an increase in sea level elevations along with accompanying flooding impacts, shifting precipitation patterns and wide temperature fluctuation, resulting from global climactic change and instability, have the potential to significantly impact the protectiveness of a given site. Vulnerability assessments provide information so that the site is prepared for the impacts of the increasing frequency and intensity of severe storms/weather events and associated flooding.

This section provides a current vulnerability assessment that evaluates the vulnerability of the site to control severe storms/weather events and associated flooding. This section also identifies vulnerability assessment updates that will be conducted for the site in Periodic Review Reports.

1. The Site is not located in a floodplain.
2. During severe rain events low lying areas of the Site may experience brief flooding limiting access to monitoring wells.
3. High winds are not expected to damage the groundwater wells.
4. The groundwater wells are not vulnerable to loss of electric power.
5. No spill or containment areas exist on the Site that would cause a release during severe weather events.

5.2 GREEN REMEDIATION EVALUATION

NYSDEC's DER-31 Green Remediation requires that green remediation concepts and techniques be considered during all stages of the remedial program including site management, with the goal of improving the sustainability of the cleanup and summarizing the net environmental benefit of any implemented green technology. This section provides an environmental footprint analysis of the remedy, as implemented at the time of this SMP. This section of the SMP also provides a summary of green remediation evaluations to be completed for the site during site management and reported in Periodic Review Reports (PRRs).

5.2.1 TIMING OF GREEN REMEDIATION EVALUATIONS

For major remedial system components, green remediation evaluations and corresponding modifications will be undertaken as part of a formal Remedial System Optimization, or at any time that the NYSDEC project manager feels appropriate, (e.g. during significant maintenance events or in conjunction with storm recovery activities).

Modifications resulting from green remediation evaluations will be routinely implemented and scheduled to occur during planned/routine operation and maintenance activities after approval from the DER project manager. Reporting of these modifications will be presented in the PRR.

5.2.2 FREQUENCY OF SAMPLING AND OTHER PERIODIC ACTIVITIES

Transportation to and from the Site, use of consumables in relation to visiting the Site in order to collect samples, and shipping samples to a laboratory for analyses have direct and/or inherent energy costs. The schedule and/or means of these periodic activities have been prepared so that these tasks can be accomplished in a manner that does not impact remedy protectiveness but reduces expenditure of energy or resources.

5.2.3 METRICS AND REPORTING

As discussed in Section 6.0 and as shown in Appendix H – Field Sampling Plan, information on energy usage, solid waste generation, transportation and shipping, water usage and land use and ecosystems will be recorded to facilitate and document consistent implementation of green remediation during site management and to identify corresponding benefits. A set of metrics has been developed and will be evaluated over time to ensure that green remediation actions are achieving the desired results.

6.0. REPORTING REQUIREMENTS

6.1 SITE MANAGEMENT REPORTS

All site management inspection, maintenance and monitoring events will be recorded on the appropriate site management forms provided in **Appendix G**. These forms are subject to NYSDEC project manager revision. All site management inspection, maintenance, and monitoring events will be conducted by a qualified environmental professional as defined in 6 NYCRR Part 375, a Professional Engineer (PE) who is licensed and registered in New York State, or a qualified person who directly reports to a PE who is licensed and registered in New York State.

All applicable inspection forms and other records, including media sampling data generated for the site during the reporting period will be provided in electronic format to the NYSDEC project manager in accordance with the requirements of **Table 6.1** and summarized in the Periodic Review Report.

Table 6.1: Schedule of Monitoring/Inspection Reports

Task/Report	Reporting Frequency*
Periodic Review Inspection Report	Annually

* The frequency of events will be conducted as specified until otherwise modified by the NYSDEC project manager.

All inspections reports will include, at a minimum:

- Date of event or reporting period;
- Name, company, and position of person(s) conducting monitoring/inspection activities;
- Description of the activities performed;
- Where appropriate, color photographs or sketches showing the approximate location of any problems or incidents noted (included either on the checklist/form or on an attached sheet);
- Type of samples collected (e.g., groundwater);
- Copies of all field forms completed (e.g., well sampling logs, chain-of-custody documentation);

- Sampling results in comparison to appropriate standards/criteria;
- A figure illustrating sample type and sampling locations;
- Copies of all laboratory data sheets and the required laboratory data deliverables required for all points sampled (to be submitted electronically in the NYSDEC-identified format);
- Any observations, conclusions, or recommendations; and
- A determination as to whether contaminant conditions have changed since the last reporting event.

Non-routine event reporting forms will include, at a minimum:

- Date of event;
- Name, company, and position of person(s) conducting non-routine maintenance/repair activities;
- Description of non-routine activities performed;
- Where appropriate, color photographs or sketches showing the approximate location of any problems or incidents (included either on the form or on an attached sheet).

Data will be reported in digital format as determined by the NYSDEC. Currently, data is to be supplied electronically and submitted to the NYSDEC EQUSTM database in accordance with the requirements found at this link <http://www.dec.ny.gov/chemical/62440.html>.

6.2 PERIODIC REVIEW REPORT

The Periodic Review Report (PRR) will be submitted to the NYSDEC project manager beginning 16-months after the Certificate of Completion is issued. After submittal of the initial Periodic Review Report, the next PRR shall be submitted annually to the NYSDEC project manager or at another frequency as may be subsequently required by the NYSDEC project manager. In the event that the Site is subdivided into separate parcels with different ownership, a single Periodic Review Report will be prepared that addresses the site described in **Appendix A** -Environmental Easement. The report will be prepared in accordance with NYSDEC's DER-10 and submitted within 30 days of the end of each certification period. Media sampling results will also be incorporated into the Periodic Review Report. The report will include:

- Identification, assessment and certification of all ICs required by the remedy for the Site.

- Results of the required annual site inspections and severe condition inspections, if applicable.
- Description of any change of use or import of materials that occurred during the certifying period.
- All applicable site management forms and other records generated for the Site during the reporting period in the NYSDEC-approved electronic format, if not previously submitted.
- Identification of any wastes generated during the reporting period, along with waste characterization data, manifests, and disposal documentation.
- A summary of any discharge monitoring data and/or information generated during the reporting period, with comments and conclusions, if any.
- Data summary tables and graphical representations of contaminants of concern by media (groundwater, etc.), which include a listing of all compounds analyzed, along with the applicable standards, with all exceedances highlighted. These tables and figures will include a presentation of past data as part of an evaluation of contaminant concentration trends, including but not limited to:
 - Trend monitoring graphs that present groundwater contaminant levels from before the start of the remedy implementation to the most current sampling data;
 - A current plume map for sites with remaining groundwater contamination; and
 - A groundwater elevation contour map for each gauging event.
- Results of all analyses, copies of all laboratory data sheets, and the required laboratory data deliverables for all samples collected during the reporting period will be submitted in digital format as determined by the NYSDEC. Currently, data is supplied electronically and submitted to the NYSDEC EQUIS™ database in accordance with the requirements found at this link: <http://www.dec.ny.gov/chemical/62440.html>.
- A site evaluation, which includes the following:
 - The compliance of the remedy with the requirements of the Site-specific Decision Document;
 - Any new conclusions or observations regarding site contamination based on inspections or data generated by the Monitoring and Sampling Plan for the media being monitored;
 - Recommendations regarding any necessary changes to the remedy and/or Monitoring and Sampling Plan;

- An update to the climate change vulnerability assessment if site or external conditions have changed since the previous assessment, and recommendations to address vulnerabilities;
- A summary of the Green Remediation evaluation, including a quantitative and qualitative overview of a site's environmental impacts and recommendations to improve the remedy's environmental footprint. The PRR will include the completed Summary of Green Remediation Metrics form provided in **Appendix G**;
- An evaluation of trends in contaminant levels in the affected media to determine if the remedy continues to be effective in achieving remedial goals as specified by the Decision Document; and
- The overall performance and effectiveness of the remedy.

6.2.1 CERTIFICATION OF INSTITUTIONAL CONTROLS

Following the last inspection of the reporting period, a qualified environmental professional as defined in 6 NYCRR Part 375 or Professional Engineer licensed to practice and registered in New York State will prepare, and include in the PRR, the following certification as per the requirements of NYSDEC DER-10:

“For each institutional control identified for the site, I certify that all of the following statements are true:

- *The inspection of the site to confirm the effectiveness of the institutional control required by the remedial program was performed under my direction;*
- *The institutional control employed at this site is unchanged from the date the control was put in place, or last approved by the Department;*
- *Nothing has occurred that would impair the ability of the control to protect the public health and environment;*
- *Nothing has occurred that would constitute a violation or failure to comply with any site management plan for this control;*
- *Access to the site will continue to be provided to the Department to evaluate the remedy, including access to evaluate the continued maintenance of this control;*
- *If a financial assurance mechanism is required under the oversight document for the site, the mechanism remains valid and sufficient for the intended purpose under the document;*

- *Use of the site is compliant with the environmental easement;*
- *To the best of my knowledge and belief, the work and conclusions described in this certification are in accordance with the requirements of the site remedial program; and*
- *The information presented in this report is accurate and complete.*

I certify that all information and statements in this certification form are true. I understand that a false statement made herein is punishable as a Class "A" misdemeanor, pursuant to Section 210.45 of the Penal Law. I, [name], of [business address], am certifying as [Owner or Owner's Designated Site Representative] (and if the site consists of multiple properties): [and I have been authorized and designated by all site owners to sign this certification] for the site."

- *No new information has come to my attention, including groundwater monitoring data from wells located at the site boundary, if any, to indicate that the assumptions made in the qualitative exposure assessment of off-site contamination are no longer valid; and*
- *The assumptions made in the qualitative exposure assessment remain valid.*

The signed certification will be included in the Periodic Review Report, if such report is required for the period. Otherwise, the Certification will be submitted as a stand-alone document.

The Periodic Review Report will be submitted, in electronic format, to the NYSDEC project manager and NYSDOH project manager. The Periodic Review Report may need to be submitted in hard-copy format, as requested by the NYSDEC project manager.

6.3 CORRECTIVE MEASURES WORK PLAN

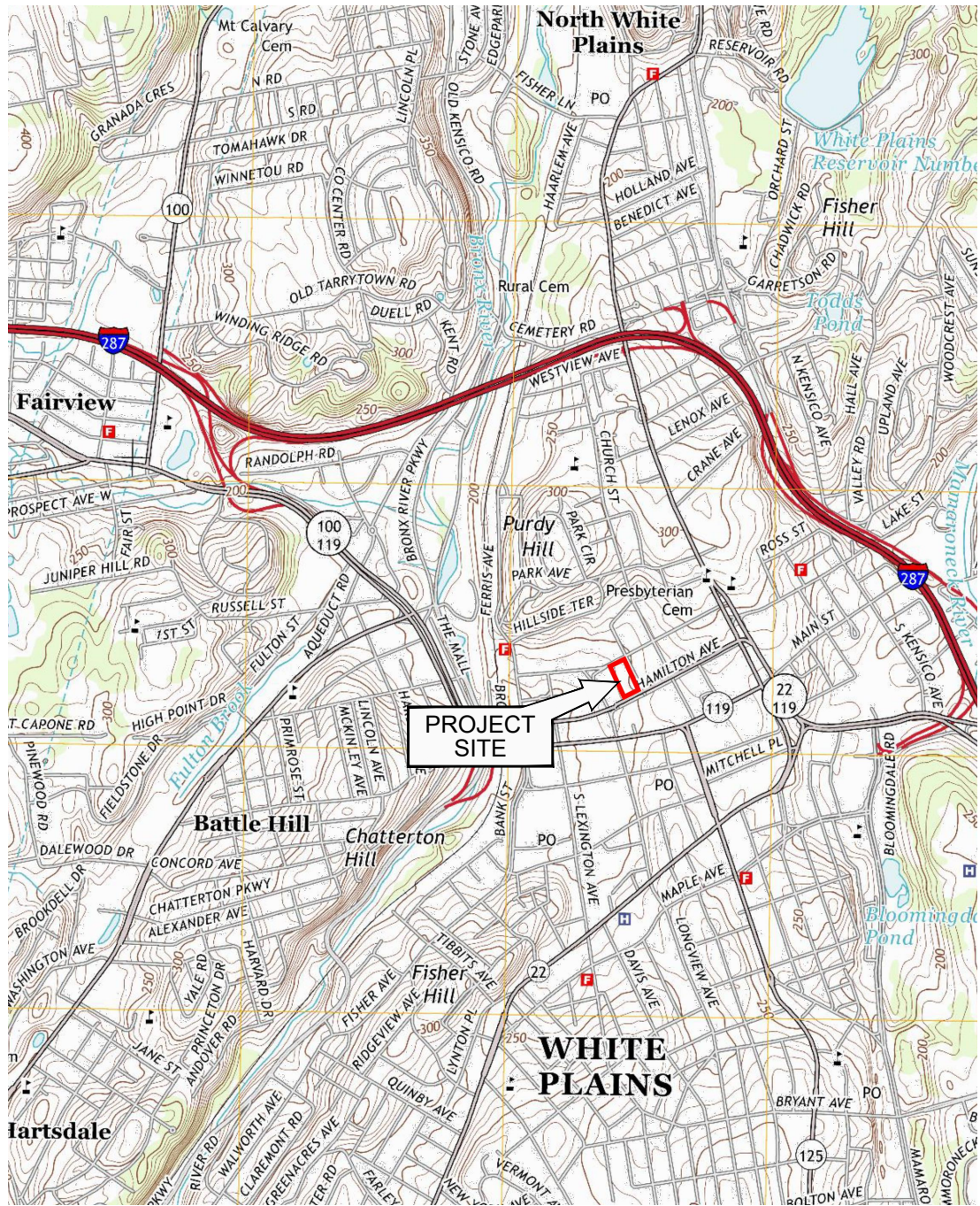
If any component of the remedy is found to have failed, or if the periodic certification cannot be provided due to the failure of an institutional control, a Corrective Measures Work Plan will be submitted to the NYSDEC project manager for approval. This plan will explain the failure and provide the details and schedule for performing work necessary to correct the failure. Unless an emergency condition exists, no work will be performed pursuant to the Corrective Measures Work Plan until it has been approved by the NYSDEC project manager. Upon completion of the Corrective Measure, a signed certification form must be submitted to the Department.

7.0 REFERENCES

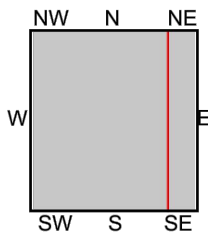
- 6NYCRR Part 375, Environmental Remediation Programs. December 14, 2006.
- NYSDEC DER-10 – “Technical Guidance for Site Investigation and Remediation,” May 2010
- NYSDEC, 1998. Ambient Water Quality Standards and Guidance Values and Groundwater Effluent Limitations Division of Water Technical and Operational Guidance Series (TOGS) 1.1.1. June 1998 (April 2000 addendum).
- Preliminary Geotechnical Engineering Report, White Plains Mall, White Plains, New York, GZA Project No. 12.0076394.00, November 2015.
- Phase I Environmental Site Assessment, 200 Hamilton Avenue, White Plains, New York, AKRF Project Number 170029, AKRF, Inc, May 10, 2017
- Subsurface (Phase II) Investigation, 200 Hamilton Avenue, White Plains, New York, AKRF Project Number 170029, October 2017
- Spill Investigation, NYSDEC Spill Number 1706297, White Plains Mall, 200 Hamilton Avenue, White Plains, New York, AKRF Project Number 170029, April 2018
- Phase I Environmental Site Assessment, WP Mall Cleaners & Gas Station Site, 250 Hamilton Avenue, White Plains, New York, prepared by SESI August 2021.
- Phase II Environmental Site Assessment, WP Mall Cleaners & Gas Station Site, 250 Hamilton Avenue, White Plains, New York, prepared by SESI August 2021.
- Remedial Investigation Report, WP Mall Cleaners & Gas Station Site, 250 Hamilton Avenue, White Plains, New York, prepared by SESI March 2023.
- IRM ORC Application Plan, WP Mall Cleaners & Gas Station Site, 250 Hamilton Avenue, White Plains, New York, prepared by SESI March 2023.
- Interim Remediation Work Plan Addendum No. 2, WP Mall Cleaners & Gas Station Site, 250 Hamilton Avenue, White Plains, New York, prepared by SESI July 2023.
- Interim Remedial Measures Construction Completion Report, WP Mall Cleaners & Gas Station Site, 250 Hamilton Avenue, White Plains, New York, prepared by SESI July 2023.
- Remedial Action Work Plan, WP Mall Cleaners & Gas Station Site, 250 Hamilton Avenue, White Plains, New York, prepared by SESI August 2023.

Figures

N:\ACAD\11793\PHASE II\PARCEL 1\11793 FIG-1.1 SITE LOCATION MAP.DWG 08/02/21 03:33:13PM, jenny, LAYOUT:FIG-1.1



This report includes information from the following map sheet(s).



TP, White Plains, 2013, 7.5-minute
NE, Glenville, 2012, 7.5-minute



250 HAMILTON AVENUE
WHITE PLAINS, NY

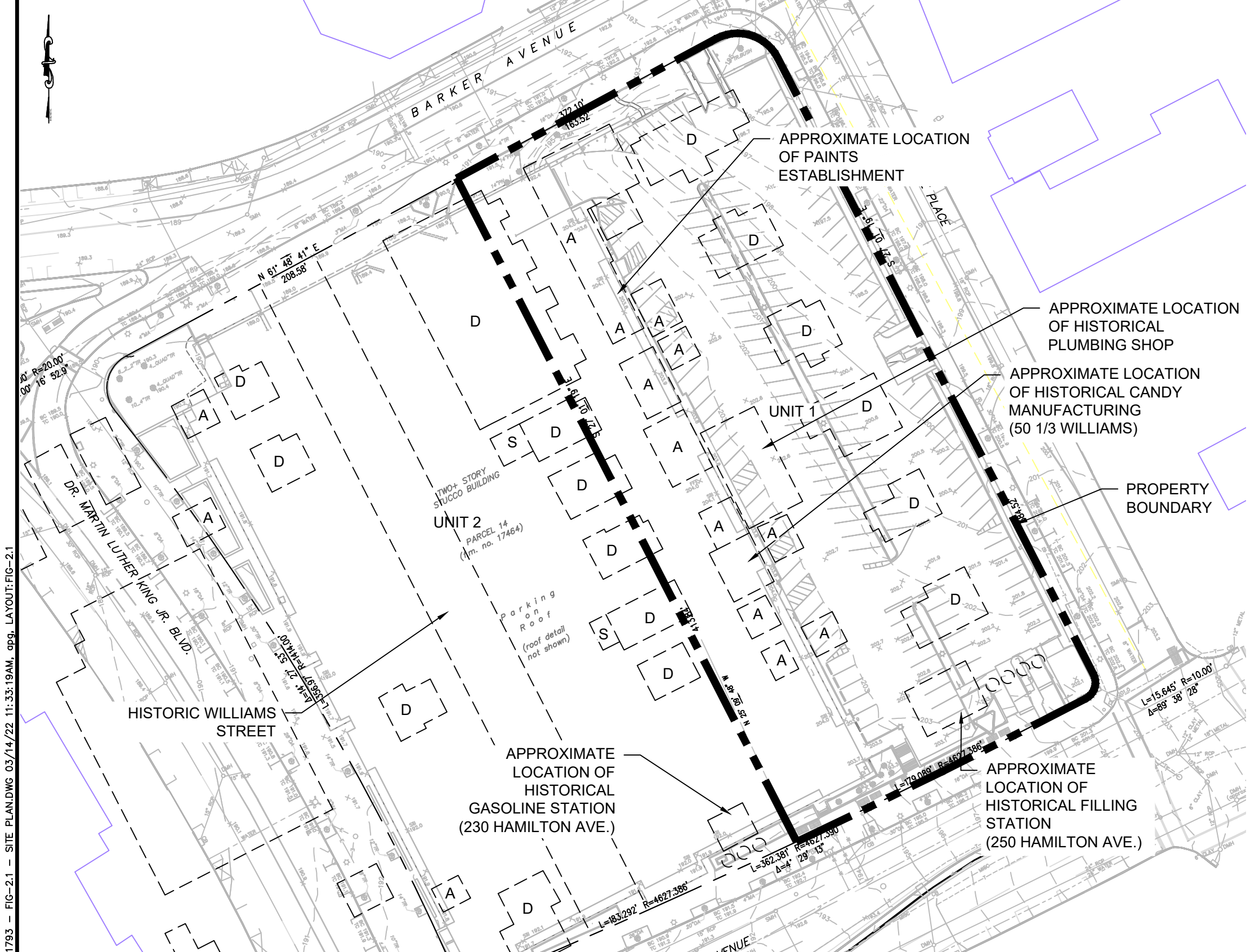
SITE LOCATION PLAN

SESI
CONSULTING
ENGINEERS

SOILS / FOUNDATIONS
SITE DESIGN
ENVIRONMENTAL

12A MAPLE AVE, PINE BROOK, N.J. 07058 PH: 973-808-9050

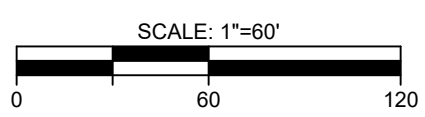
FIG-1.1	
DRAWN BY:	SG
CHECKED BY:	SG
SCALE:	N.T.S.
DATE:	1/3/2023
JOB NO.:	12636



N:\ACAD\11793\11793 - FIG-2.1 - SITE PLAN.DWG 03/14/22 11:33:19AM. dpg. LAYOUT:FIG-2.1

NYS Education Law
 Unauthorized alterations or additions to this plan are a violation of section 7209 (2) of the New York State Education Law. Copies of this map not having the seal of the engineer shall not be valid.

© SESI CONSULTING ENGINEERS 2022
 This drawing and all information contained here on is proprietary information of SESI CONSULTING ENGINEERS and may not be copied or reproduced, either in whole or in part, by any method, without written permission of SESI CONSULTING ENGINEERS

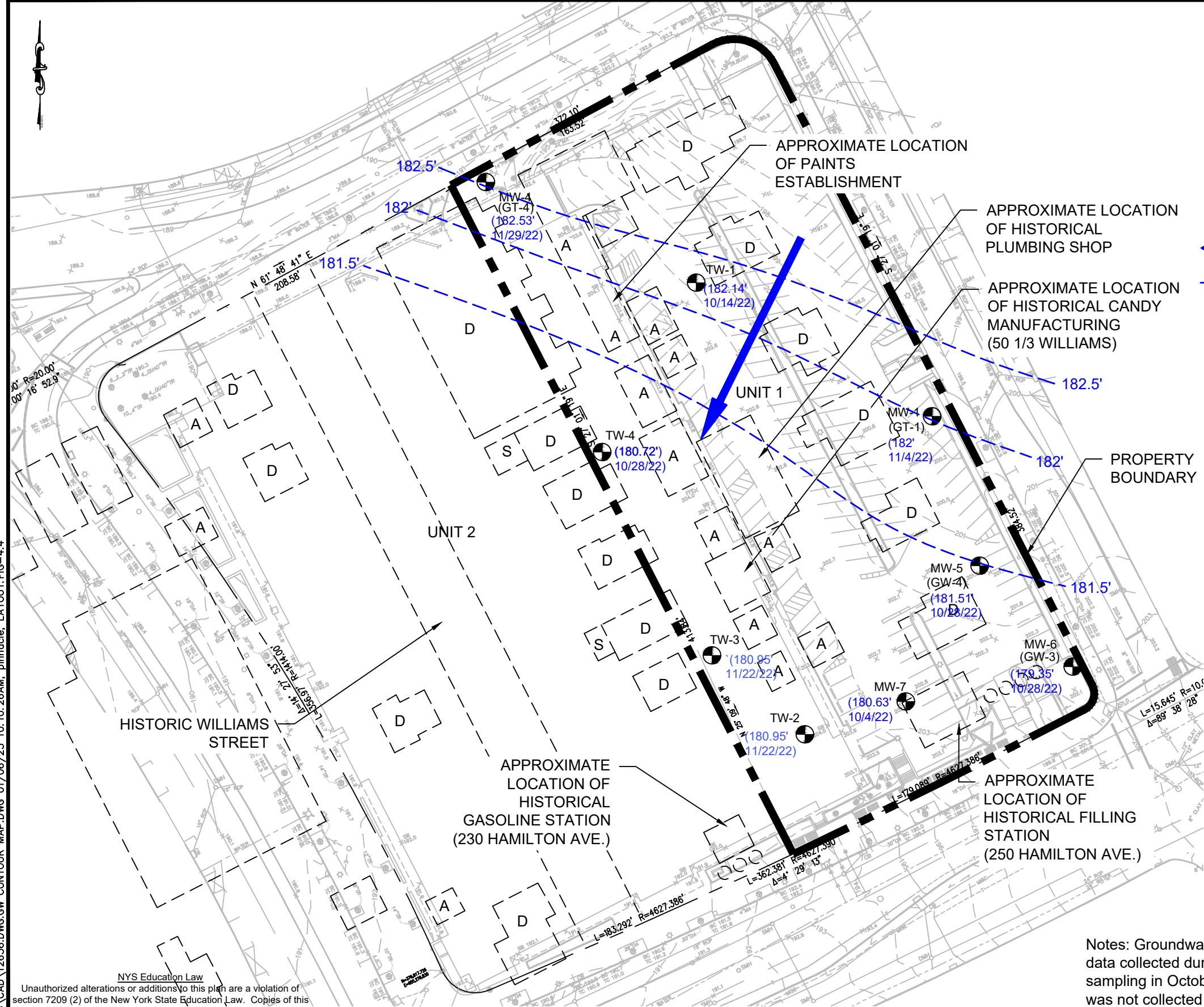


LEGEND:

A - HISTORICAL AUTO STORAGE/GARAGE
 D - HISTORICAL RESIDENTIAL DWELLINGS AND APARTMENTS
 S - STORES

<p>dwg by: aas chk by: FL scale: AS NOTED date: 03/11/2022</p>	<p>SOILS / FOUNDATIONS SITE DESIGN ENVIRONMENTAL</p>
<p>SESI CONSULTING ENGINEERS</p> <p style="font-size: small;">12A MAPLE AVE. PINE BROOK, N.J. 07058 PH: 973-808-9050</p>	
<p>project: WP MALL CLEANERS & GAS STATION SITE (BCP C360221) 250 HAMILTON AVENUE WHITE PLAINS, NY</p>	<p>drawing title: BCP BOUNDARY MAP</p>
<p>job no: 12636 drawing no:</p>	
<p>FIG-1.2</p>	

N:\ACAD\12636\DWG\GW CONTOUR MAP.DWG 01/06/23 10:10:26AM, pinnacle, LAYOUT.FIG-4.4



LEGEND:

- MW-5 (181.51') 10/28/22 - MONITORING WELL GROUNDWATER ELEVATION (ft), AND DATE OF WATER LEVEL READING
- A - HISTORICAL AUTO STORAGE/GARAGE
- D - HISTORICAL RESIDENTIAL DWELLINGS AND APARTMENTS
- S - STORES
- ← - GROUNDWATER FLOW DIRECTION
- - - - GROUNDWATER CONTOUR LINE

dwg by: EC
 chk by: FL
 scale: AS NOTED
 date: 12/27/2022

SESI CONSULTING ENGINEERS
 GEOTECHNICAL | ENVIRONMENTAL | SITE CIVIL
 959 route 46e, 3rd floor, parsippany, nj 07054 ph: 973.808.9050

project: WP MALL CLEANERS & GAS STATION SITE (BCP C360221)
 250 HAMILTON AVENUE
 WHITE PLAINS, NY

drawing title:
GROUNDWATER CONTOUR MAP

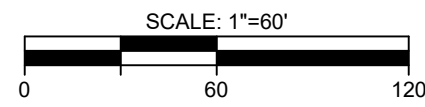
job no: 12636
 drawing no:

FIG-2.1

Notes: Groundwater elevations were derived from water level data collected during Remedial Investigation groundwater sampling in October and November 2022. The water level data was not collected in one concurrent daily event and are therefore the groundwater contours are generalized.

NYS Education Law
 Unauthorized alterations or additions to this plan are a violation of section 7209 (2) of the New York State Education Law. Copies of this map not having the seal of the engineer shall not be valid.

© SESI CONSULTING ENGINEERS 2023
 This drawing and all information contained here on is proprietary information of SESI CONSULTING ENGINEERS and may not be copied or reproduced, either in whole or in part, by any method, without written permission of SESI CONSULTING ENGINEERS



N:_CAD\12636\CAD\12636.DWG.GW SAMPLE LOCATION PLAN.DWG 01/03/23 01:40:05PM, pinnac, LAYOUT: FIG-4.2

Client Sample ID:	NY TOGS Class GA GW Standards and Date Sampled:	MW-4 JD54625-4 10/28/2022	MW-4 JD54625-4F 10/28/2022	MW-4 JD56320-2 11/29/2022	MW-4 JD56320-2F 11/29/2022
Matrix:	Guidance Values (NYSDEC 6/2004)	Ground Water	Groundwater Filtered	Ground Water	Groundwater Filtered
Perfluorooctanoic acid (PFOA)	ng/l 10	16.4	-	16.6	-
Perfluorooctanesulfonic acid (PFOS)	ng/l 10	12	-	9.3	-
Iron	ug/l 300	806	124	1240	<100
Manganese	ug/l 300	1080	1070	942	935
Sodium	ug/l 20000	433000	415000	454000	450000

Client Sample ID:	NY TOGS Class GA GW Standards and Date Sampled:	TW-1 JD53884-1 10/14/2022	TW-1 JD53884-1F 10/14/2022	TW-1 JD56240-1 11/23/2022	TW-1 JD56240-1F 11/23/2022
Matrix:	Guidance Values (NYSDEC 6/2004)	Ground Water	Groundwater Filtered	Ground Water	Groundwater Filtered
Perfluorooctanoic acid (PFOA)	ng/l 10	19.9	-	15.5	-
Perfluorooctanesulfonic acid (PFOS)	ng/l 10	29.6	-	38.2	-
Iron	ug/l 300	7950	<100	6560	116
Manganese	ug/l 300	4820	5560	12600	12600
Sodium	ug/l 20000	1410000	1420000	1640000	1670000

Client Sample ID:	NY TOGS Class GA GW Standards and Date Sampled:	TW-4 JD54625-3 10/28/2022	TW-4 JD54625-3F 10/28/2022	TW-4 JD56320-1 11/29/2022	TW-4 JD56320-1F 11/29/2022
Matrix:	Guidance Values (NYSDEC 6/2004)	Ground Water	Groundwater Filtered	Ground Water	Groundwater Filtered
Perfluorooctanoic acid (PFOA)	ng/l 10	18.4	-	71.2	-
Perfluorooctanesulfonic acid (PFOS)	ng/l 10	24.3	-	152	-
Iron	ug/l 300	1720	<100	<100	<100
Manganese	ug/l 300	6270	8180	152	151
Sodium	ug/l 20000	773000	764000	113000	110000

Client Sample ID:	NY TOGS Class GA GW Standards and Date Sampled:	TW-3 JD53684-3 10/14/2022	TW-3 JD53684-3F 10/14/2022	TW-3 JD56156-1 11/22/2022	TW-3 JD56156-1F 11/22/2022
Matrix:	Guidance Values (NYSDEC 6/2004)	Ground Water	Groundwater Filtered	Ground Water	Groundwater Filtered
Perfluorooctanoic acid (PFOA)	ng/l 10	16.5	-	3.6	-
Iron	ug/l 300	1780	<100	437	<100
Manganese	ug/l 300	1030	1050	139	68.2
Sodium	ug/l 20000	113000	110000	106000	101000

Client Sample ID:	NY TOGS Class GA GW Standards and Date Sampled:	TW-2 JD53684-2 10/14/2022	TW-2 JD53684-2F 10/14/2022	TW-2 JD56156-2 11/22/2022	TW-2 JD56156-2F 11/22/2022
Matrix:	Guidance Values (NYSDEC 6/2004)	Ground Water	Groundwater Filtered	Ground Water	Groundwater Filtered
Ethylbenzene	ug/l 5	167	-	175	-
Isopropylbenzene	ug/l 5	28.4	-	26.5	-
m,p-xylene	ug/l 5	109	-	197	-
xylene (total)	ug/l 5	110	-	198	-
Perfluorooctanoic acid (PFOA)	ng/l 10	41.3	-	33.4	-
Perfluorooctanesulfonic acid (PFOS)	ng/l 10	7.6	-	5.7	-
Naphthalene	ug/l 10	25.1	-	21.6	-
Iron	ug/l 300	41900	28300	50700	21500
Manganese	ug/l 300	6480	6410	16200	15900
Sodium	ug/l 20000	245000	228000	261000	265000

Client Sample ID:	NY TOGS Class GA GW Standards and Date Sampled:	MW-102 L2320432-02 4/17/2023
Matrix:	Guidance Values (NYSDEC 6/2004)	Groundwater
Ethylbenzene	ug/l 5	0.99J
Methyl tert butyl ether	ug/l 10	80
p,m-xylene	ug/l 5	2.2J
o-xylene	ug/l 5	1.8J
Xylenes, Total	ug/l 5	4J
Acetone	ug/l 50	3.7J
1,2,4-Trimethylbenzene	ug/l 5	0.73J
p-Ethyltoluene	ug/l 5	0.74J
1,2,4,5-Tetramethylbenzene	ug/l 5	1.7J

Client Sample ID:	NY TOGS Class GA GW Standards and Date Sampled:	MW-7 JD53159-2 10/4/2022	MW-7 JD53159-2F 10/4/2022	MW-7 JD55111-2 11/4/2022	MW-7 JD55111-2F 11/4/2022
Matrix:	Guidance Values (NYSDEC 6/2004)	Ground Water	Groundwater Filtered	Ground Water	Groundwater Filtered
Benzene	ug/l 1	3.2	-	2.5	-
Ethylbenzene	ug/l 5	632	-	529	-
Isopropylbenzene	ug/l 5	79.8	-	80.3	-
Toluene	ug/l 5	18.1	-	14.5	-
m,p-xylene	ug/l 5	1500	-	855	-
o-xylene	ug/l 5	168	-	157	-
xylene (total)	ug/l 5	1670	-	1010	-
2,4-Dimethylphenol	ug/l 1	11.5	-	7.1	-
alpha-BHC	ug/l 0.01	ND (0.0081)	-	0.011	-
Iron	ug/l 300	5050	<100	5140	4390
Lead	ug/l 25	42.9	29.2	31	22.1
Manganese	ug/l 300	2090	2290	4440	4230
Sodium	ug/l 20000	87200	97500	208000	196000

Client Sample ID:	NY TOGS Class GA GW Standards and Date Sampled:	MW-6 JD51519-2 9/8/2022	MW-6 JD51519-2F 9/8/2022	MW-6 JD54625-2 10/28/2022	MW-6 JD54625-2F 10/28/2022
Matrix:	Guidance Values (NYSDEC 6/2004)	Ground Water	Groundwater Filtered	Ground Water	Groundwater Filtered
Antimony	ug/l 3	7.9	7	<30	<30
Cadmium	ug/l 5	5.3	<3.0	<3.0	<3.0
Iron	ug/l 300	11900	8440	1860	215
Manganese	ug/l 300	20400	20200	10700	9890
Sodium	ug/l 20000	1410000	1420000	1440000	1400000

Client Sample ID:	NY TOGS Class GA GW Standards and Date Sampled:	MW-103 L2320432-03 4/17/2023
Matrix:	Guidance Values (NYSDEC 6/2004)	Groundwater
1,2-Dichloroethane	ug/l 0.6	0.27J
Methyl tert butyl ether	ug/l 10	220

Client Sample ID:	NY TOGS Class GA GW Standards and Date Sampled:	MW-1 JD53159-1 10/4/2022	MW-1 JD53159-1F 10/4/2022	MW-1 JD55111-1 11/4/2022	MW-1 JD55111-1F 11/4/2022
Matrix:	Guidance Values (NYSDEC 6/2004)	Ground Water	Groundwater Filtered	Ground Water	Groundwater Filtered
Perfluorooctanoic acid (PFOA)	ng/l 10	31.6	-	23.4	-
Pentachlorophenol	ug/l 1	5.3	-	ND (4.0)	-
Antimony	ug/l 3	41.3	<6.0	<6.0	<6.0
Arsenic	ug/l 2.5	44.5	<3.0	<3.0	<3.0
Cadmium	ug/l 5	45.4	<3.0	<3.0	<3.0
Iron	ug/l 300	1170	<100	445	<100
Lead	ug/l 25	44.2	<3.0	<3.0	<3.0
Manganese	ug/l 300	221	211	183	478
Selenium	ug/l 10	45.3	<1.0	<1.0	<1.0
Sodium	ug/l 20000	814000	1110000	1180000	1270000

Client Sample ID:	NY TOGS Class GA GW Standards and Date Sampled:	MW-101 L2320432-01 4/17/2023
Matrix:	Guidance Values (NYSDEC 6/2004)	Groundwater
Methyl tert butyl ether	ug/l 10	6.8

- LEGEND:**
- MW-5 - RI MONITORING WELL
 - MW-101 - MID-IRM MONITORING WELL
 - A - HISTORICAL AUTO STORAGE/GARAGE
 - D - HISTORICAL RESIDENTIAL DWELLINGS AND APARTMENTS
 - S - STORES

Gulf gas station

dwg by: EC
chk by: FL
scale: AS NOTED
date: 12/27/2022

SESI CONSULTING ENGINEERS
 GEOTECHNICAL | ENVIRONMENTAL | SITE CIVIL
 959 route 46e, 3rd floor, parsippany, nj 07054 ph: 973.808.9050

project: WP MALL CLEANERS & GAS STATION SITE
 (BCP C360221)
 250 HAMILTON AVENUE
 WHITE PLAINS, NY

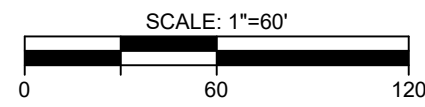
drawing title:
GROUNDWATER SAMPLE LOCATIONS AND CONCENTRATIONS

job no: 12636
drawing no:

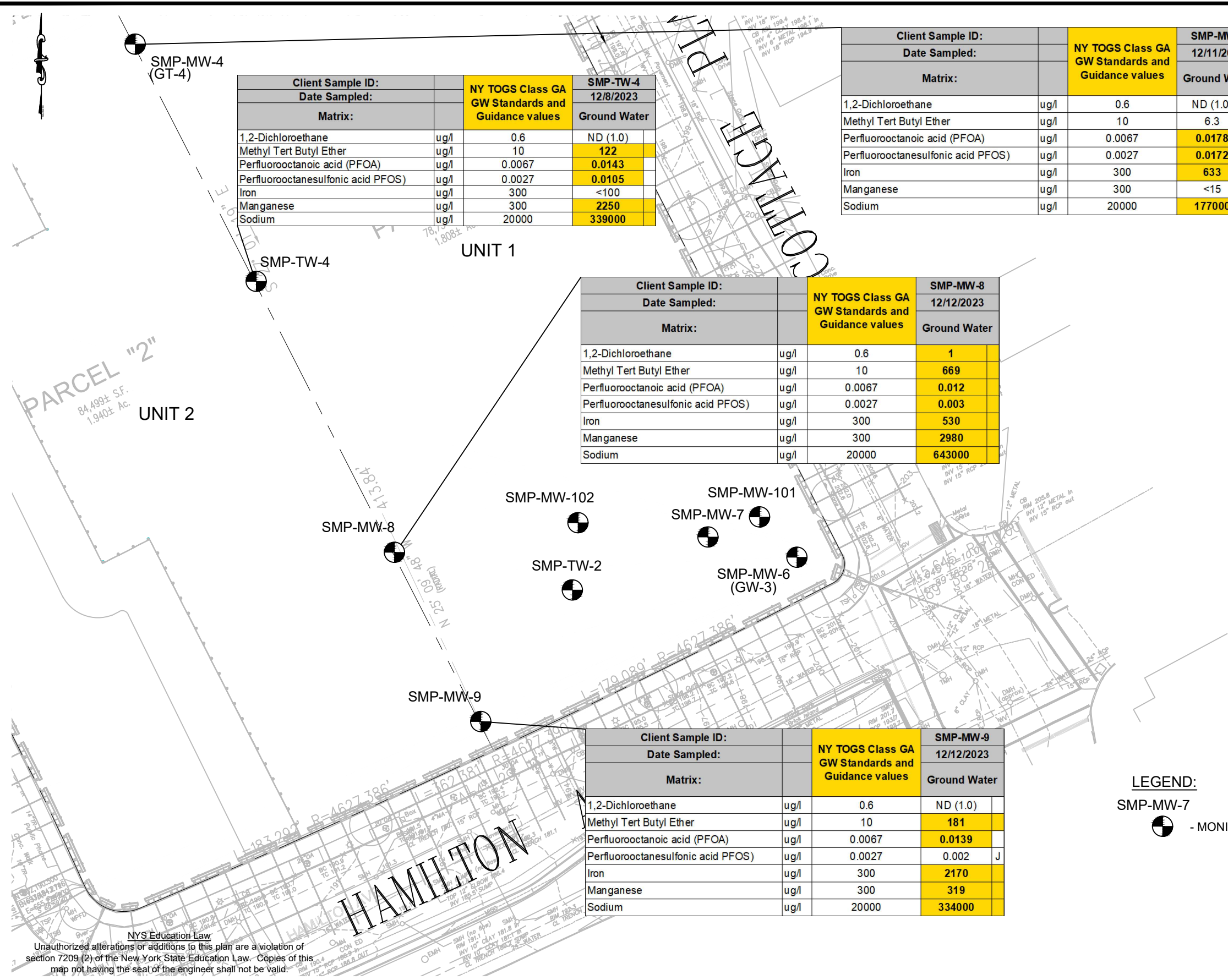
FIG-2.2A

Unauthorized alterations or additions to this plan are in violation of section 7209 (2) of the New York State Education Law. A map not having the seal of the engineer shall not be valid.

© SESI CONSULTING ENGINEERS 2023
 This drawing and all information contained here on is proprietary information of SESI CONSULTING ENGINEERS and may not be copied or reproduced, either in whole or in part, by any method, without written permission of SESI CONSULTING ENGINEERS



N:\ACAD\13104\ENVIRONMENTAL\RAWP\13104.DWG.PROPOSED MON WELL PLAN.DWG 12/21/23 11:34:50AM .app. LAYOUT.FIG-2.2B



Client Sample ID:	SMP-TW-4	
Date Sampled:	12/8/2023	
Matrix:	NY TOGS Class GA GW Standards and Guidance values	Ground Water
1,2-Dichloroethane	ug/l 0.6	ND (1.0)
Methyl Tert Butyl Ether	ug/l 10	122
Perfluorooctanoic acid (PFOA)	ug/l 0.0067	0.0143
Perfluorooctanesulfonic acid PFOS	ug/l 0.0027	0.0105
Iron	ug/l 300	<100
Manganese	ug/l 300	2250
Sodium	ug/l 20000	339000

Client Sample ID:	SMP-MW-4	
Date Sampled:	12/11/2023	
Matrix:	NY TOGS Class GA GW Standards and Guidance values	Ground Water
1,2-Dichloroethane	ug/l 0.6	ND (1.0)
Methyl Tert Butyl Ether	ug/l 10	6.3
Perfluorooctanoic acid (PFOA)	ug/l 0.0067	0.0178
Perfluorooctanesulfonic acid PFOS	ug/l 0.0027	0.0172
Iron	ug/l 300	633
Manganese	ug/l 300	<15
Sodium	ug/l 20000	177000

Client Sample ID:	SMP-MW-8	
Date Sampled:	12/12/2023	
Matrix:	NY TOGS Class GA GW Standards and Guidance values	Ground Water
1,2-Dichloroethane	ug/l 0.6	1
Methyl Tert Butyl Ether	ug/l 10	669
Perfluorooctanoic acid (PFOA)	ug/l 0.0067	0.012
Perfluorooctanesulfonic acid PFOS	ug/l 0.0027	0.003
Iron	ug/l 300	530
Manganese	ug/l 300	2980
Sodium	ug/l 20000	643000

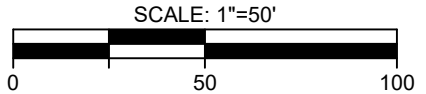
Client Sample ID:	SMP-MW-9	
Date Sampled:	12/12/2023	
Matrix:	NY TOGS Class GA GW Standards and Guidance values	Ground Water
1,2-Dichloroethane	ug/l 0.6	ND (1.0)
Methyl Tert Butyl Ether	ug/l 10	181
Perfluorooctanoic acid (PFOA)	ug/l 0.0067	0.0139
Perfluorooctanesulfonic acid PFOS	ug/l 0.0027	0.002
Iron	ug/l 300	2170
Manganese	ug/l 300	319
Sodium	ug/l 20000	334000

LEGEND:
 - MONITORING WELL LOCATION

NYS Education Law
 Unauthorized alterations or additions to this plan are a violation of section 7209 (2) of the New York State Education Law. Copies of this map not having the seal of the engineer shall not be valid.

© SESI CONSULTING ENGINEERS 2023
 This drawing and all information contained here on is proprietary information of SESI CONSULTING ENGINEERS and may not be copied or reproduced, either in whole or in part, by any method, without written permission of SESI CONSULTING ENGINEERS

REFERENCE
 1. PLAN TAKEN FROM "MONITOR WELL LOCATION SKETCH PREPARED BY LINE & GRADE SURVEYORS D.P.S. DATED 11/14/2022.
 2. SOE SHOWN TAKEN FROM SOE PLAN BY JZN DATED 09/21/2022.



dwg by: EC
 chk by: SG
 scale: AS NOTED
 date: 12/21/2023

SESI CONSULTING ENGINEERS
 GEOTECHNICAL | ENVIRONMENTAL | SITE CIVIL
 959 route 46e, 3rd floor, Parsippany, nj 07054 ph: 973.808.9050

project: WP MALL CLEANERS & GAS STATION SITE
 (BCP C360221)
 250 HAMILTON AVENUE
 WHITE PLAINS, NY

title: POST-IRM GROUNDWATER SAMPLE LOCATIONS AND CONCENTRATIONS

job no: 12636
 drawing no:

FIG-2.2B

Appendix A:
Environmental Easement

SCHEDULE A

"Deed Description and Brownfield Cleanup Program Site Environmental Easement Area"

ALL that certain plot, piece or parcel of land situate, lying and being in the City of White Plains, County of Westchester and State of New York, bounded and described as follows:

BEGINNING at a point on the westerly side of Cottage Place at the southerly end of a curve having a radius of 25.00 feet, a central angle of 91° 10' 00" and a length of 39.78 feet which curve connects the southerly side of Barker Avenue with the westerly side of Cottage Place, as shown on a certain map entitled "Disposition Parcel No. 14, W. P. Mall Corp." which map is filed in the Westchester County Clerk's Office, Division of Land Records on June 9, 1971 as Map No. 17464;

RUNNING THENCE along the westerly side of Cottage Place, South 27° 01' 19" East a distance of 384.52 feet to a point;

THENCE along a curve to the right having a radius of 10.00 feet, a central angle of 89° 38' 28" and a length of 15.645 feet to a point along the northerly side of Hamilton Avenue;

THENCE along the northerly side of Hamilton Avenue along a curve to the right having a radius of 4627.386 feet and a length of 179.089 feet to a point;

THENCE through the lands known as Disposition Parcel No. 14, North 27° 01' 19" West a distance of 413.84 feet to a point along the southerly side of Barker Avenue;

THENCE along the southerly side of Barker Avenue North 61° 48' 41" East a distance of 163.52 feet to a point;

THENCE along a curve to the right having a radius of 25.00 feet, a central angle of 91° 10' 00" and a length of 39.78 feet to the point and place of BEGINNING.

Containing within said bounds 1.808± acres of land.

REFERENCE IS MADE TO A MAP ENTITLED "CONDOMINIUM MAP PREPARED FOR HAMILTON GREEN CONDOMINIUM" FILED IN THE WESTCHESTER COUNTY CLERK'S OFFICE, DIVISION OF LAND RECORDS AS MAP No. 29553.

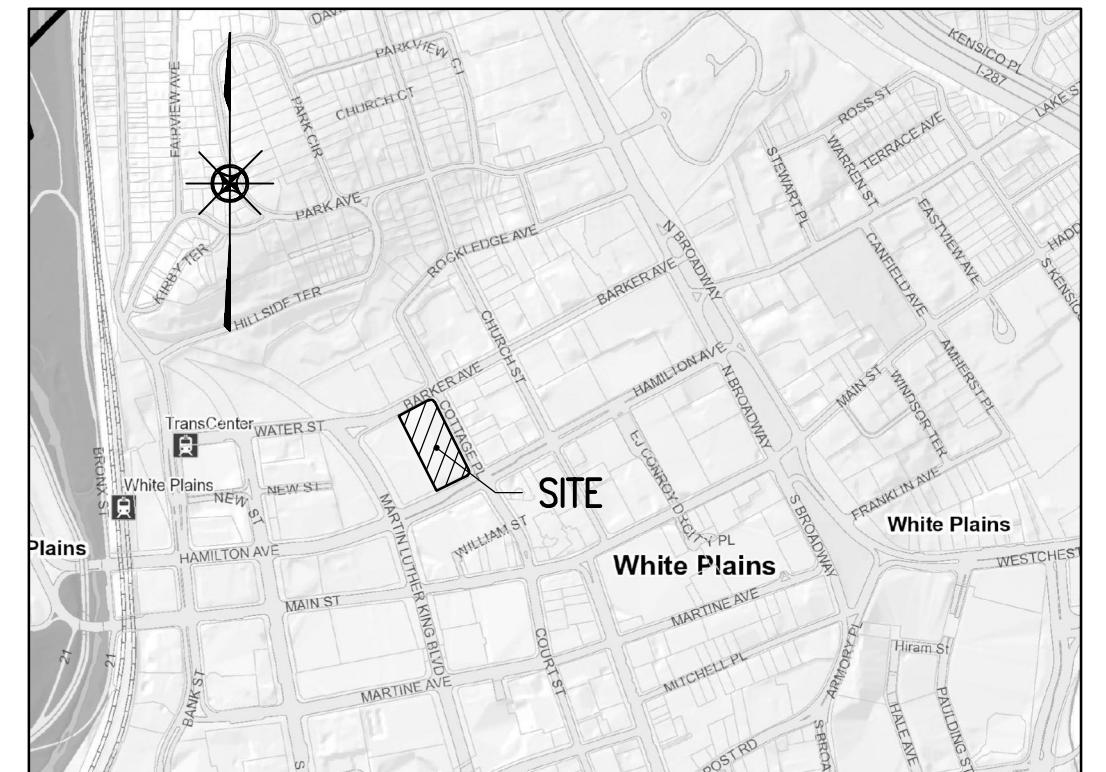
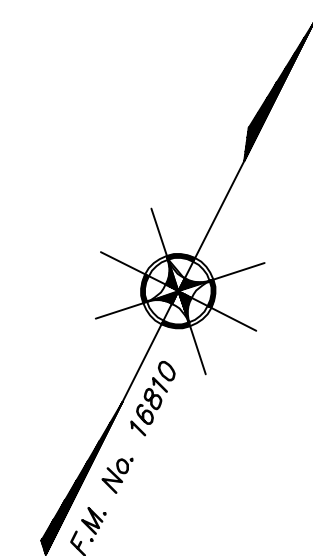
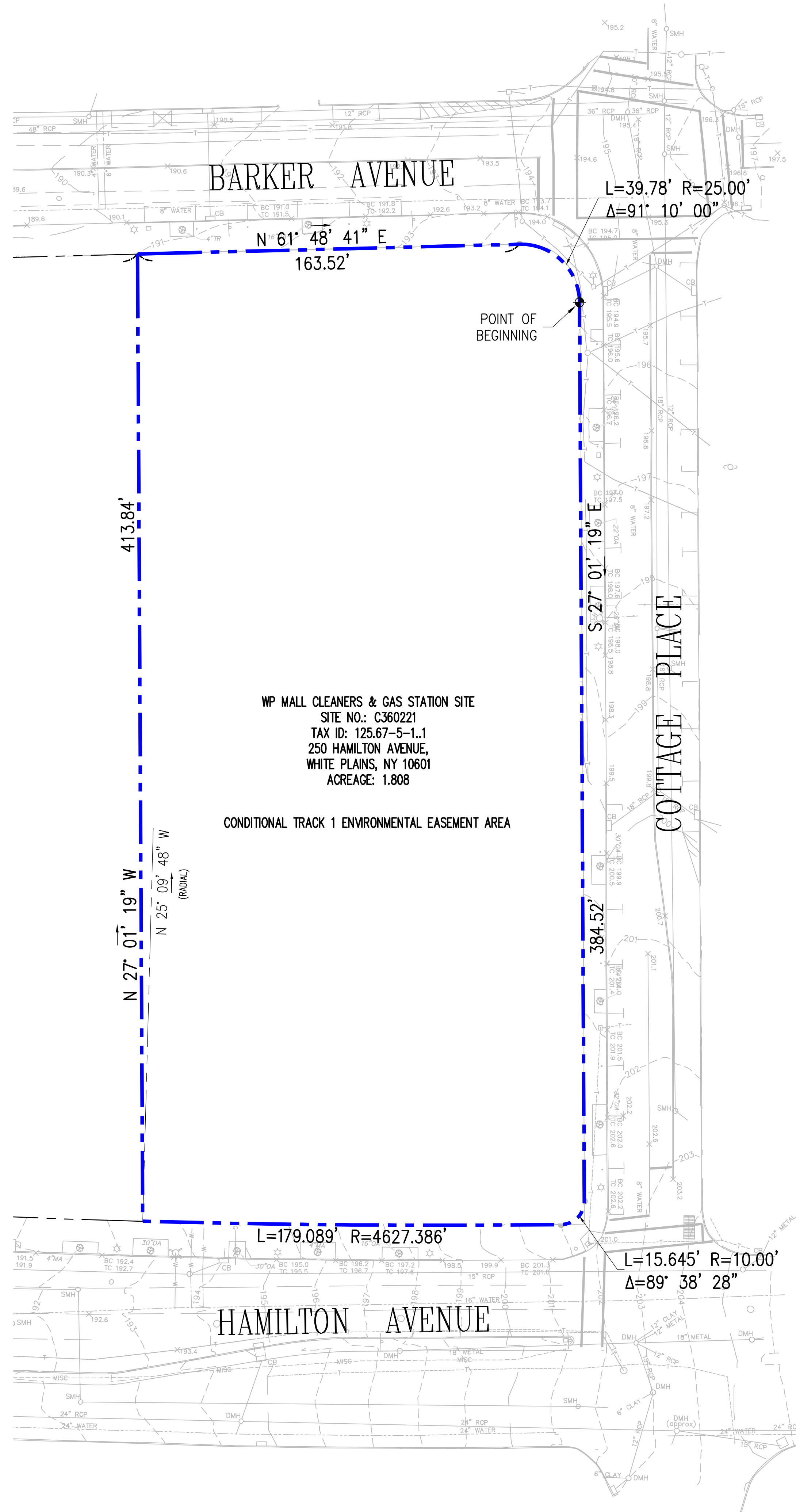
REFERENCE IS MADE TO A MAP ENTITLED "MAP SHOWING LANDS TO BE ACQUIRED BY THE CITY OF WHITE PLAINS FOR THE LAYING OUT AND WIDENING OF" ON FILE IN THE WESTCHESTER COUNTY CLERK'S OFFICE, DIVISION OF LAND RECORDS AS MAP No. 16810. MAP ENTITLED "DISPOSITION PARCEL No. 14, W.P. MALL CORP." DATED MARCH 19, 1971 FILED IN THE WESTCHESTER COUNTY CLERK'S OFFICE, DIVISION OF LAND RECORDS AS MAP No. 17464 AND LIBER 6992, PAGE 716.

PLANIMETRIC BACKGROUND INFORMATION WAS PROVIDED BY INSITE ENGINEERING, SURVEYING & LANDSCAPE ARCHITECTURE PC.

CONTOURS AND SPOT ELEVATIONS ARE RELATIVE TO NORTH AMERICAN VERTICAL DATUM 1988 (NAVD-88).

THE SURVEYOR'S SEAL, SIGNATURE AND ANY CERTIFICATION APPEARING HEREON SIGNIFY THAT, TO THE BEST OF HIS KNOWLEDGE AND BELIEF, THIS SURVEY WAS PREPARED IN ACCORDANCE WITH THE MINIMUM STANDARDS FOR LAND SURVEYS AS SET FORTH IN THE CODE OF PRACTICE ADOPTED BY THE NEW YORK STATE ASSOCIATION OF PROFESSIONAL LAND SURVEYORS, INC.

UNAUTHORIZED ALTERATION OR ADDITION TO A SURVEY MAP BEARING A LICENSED LAND SURVEYOR'S SEAL IS A VIOLATION OF SECTION 7209, SUB-DIVISION 2 OF THE NEW YORK STATE EDUCATION LAW.



VICINITY MAP

WP MALL CLEANERS & GAS STATION SITE
 SITE NO.: C360221
 TAX ID: 125.67-5-1.1
 250 HAMILTON AVENUE,
 WHITE PLAINS, NY 10601
 ACREAGE: 1.808

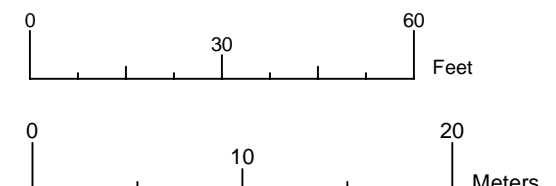
CONDITIONAL TRACK 1 ENVIRONMENTAL EASEMENT AREA

LEGEND:

--- BROWNFIELD CLEANUP SITE ENVIRONMENTAL EASEMENT AREA

"The Temporary Environmental Easement Area is subject to an environmental easement held by the New York State Department of Environmental Conservation pursuant to Title 36 of Article 71 of the New York Environmental Conservation Law. The engineering and institutional controls for this Easement are set forth in the Site Management Plan (SMP). A copy of the SMP must be obtained by any party with an interest in the property. The SMP can be obtained from NYS Department of Environmental Conservation, Division of Environmental Remediation, Site Control Section, 625 Broadway, Albany, NY 12233 or at derweb@dec.ny.gov."


BROWNFIELD CLEANUP PROGRAM
 PREPARED FOR
HAMILTON GREEN I PARTNERS LLC
 PROPERTY SITUATE IN THE
 CITY OF WHITE PLAINS
 COUNTY OF WESTCHESTER
 STATE OF NEW YORK



DATE: JULY 27, 2023
 REV.: AUGUST 3, 2023 (MISC. NOTES)
 REV.: AUGUST 11, 2023 (REV. AREA)
 REV.: SEPTEMBER 15, 2023 (PARCEL NAME)
 REV.: NOVEMBER 28, 2023 (REV. AREA-NOTES)

LINE & GRADE SURVEYORS D.P.C.


23 Nepperhan Avenue
 Elmsford, New York 10523
 Phone: (914) 347-3141
 email: office@lineandgrade.net



Appendix B:
List of Site Contacts

Name	Company	Project Position	Address	Phone Number/Email
Todd Rechler	Hamilton Green I Partners, LLC	Volunteer Contact	625 TXT Plaza Uniondale, New York, 115526	(212) 715-6610 todd@rxr.com
Linda Shaw, esq	Knauf Shaw	Attorney for Volunteer	2600 Innovation Square 100 S. Clinton Avenue, Rochester, New York 14604	(585) 546-8430 lshaw@nyenvlaw.com
Greta White, PG	NYSDEC	Project Manager	625 Broadway, 11th Floor, Albany, NY 12233	(518) 402-2029 Greta.white@dec.ny.gov
Kiera Thompson, PG	NYSDEC	Project Manager Supervisor	625 Broadway, 11th Floor, Albany, NY 12233	(518) 402-9662 kiera.thompson@dec.ny.gov
David Pollock	NYSDEC	Regional Environmental Quality Supervisor	21 South Putt Corners Road, New Paltz, NY 12561-1696	(845) 256-3138 david.pollock@dec.ny.gov
Kelly Lewandowski, PE	NYSDEC	Chief, Site Control Section	625 Broadway, 11th Floor, Albany, NY 12233	(518) 402-9553 kelly.lewandowski@dec.ny.gov
Kristen Kulow	NYSDOH	Project Manager	28 Hill Street, Suite 201, Oneonta, NY 13820	Kristin.kulow@health.ny.gov
Melissa Doroski, MPH	NYSDOH			(518) 402-7857 Melissa.Doroski@health.ny.gov
Fuad Dahan, P.E.	SESI Consulting Engineers, DPC	Principal Engineer of Record	959 Route 46, Parsippany, NJ 07054	(973) 808-9050 fd@sesi.org
Steven Gustems. P.G.	SESI Consulting Engineers, DPC	Project Manager	959 Route 46, Parsippany, NJ 07054	(973) 808-9050 ssg@sesi.org

Appendix C:
Site-Specific Boring Logs

				PROJECT NAME: 200 Hamilton Ave.		GEOPROBE NO. RI-SB5		
				LOCATION: White Plains NY		JOB NO. 12636		
				METHOD: Direct Push		GROUND ELEVATION: -		
GEOPROBE BY: ARCO				DATE STARTED: 9/8/2022		GROUNDWATER TABLE DEPTH:		
INSPECTOR: CC				DATE COMPLETED: 9/8/2022		0 Hr. -	24 Hr. -	Date -
DEPTH (ft)	RECOVERY (in)	SAMPLE TUBE No.	DEPTH		ENVIRONMENTAL SOIL SAMPLE NAME	SOIL DESCRIPTION AND STRATIFICATION	PID	Depth (ft.)
			FROM (ft)	TO (ft)				
0						0-1' Concrete	0	0-7
						1-4' Tan fine Clayey SAND, tr Fill (brick)	0.1	7.5
					RI-SB6 (4.5-5)	4-5' Black coarse to fine SAND, tr meduim Gravel	0	8-10.0
						5-6' Black/light brown meduim to fine SAND, with Fill	4.7	10.5
5	36	1	0	5		6-6.5' Concrete with meduim Gravel	40	11
						6.5-7' Brown meduim to fine SAND	48	11.5
					RI-SB6 (7.5-8)	7-10' Light brown meduim to fine SAND	112	12
						10-11' Brown coarse to meduim Clayey SAND	112	12.5
						11-11.5' FILL (Concrete, Brick, Gravel)	23	13
10		2	5	10	RI-SB6 (11.5-12)	11.5-13.5' Gray CLAY, Stained, tr. Silt	18	13.5
						13.5-15' Gray meduim to fine Silty SAND	9	14
						15-15.5' Brown CLAY, stained, tr Silt	2	14.5
					RI-SB6 (16-16.5)	15.5-16.5' Tan meduim to fine Clayey SAND	0	15
						16.5-17' Quartz	38	15.5
15	54	3	10	15		17-20' Gray meduim to fine SAND, tr. Silt	43.4	16
					RI-SB6 (20-20.5)	20-21.5' - Brown meduim to fine Clayey SAND	2	16.5
						21.5-23' Gray fine SAND	0.4	17
						END OF BORING +23' Refusal	0.4	17.5
							0	18
20	54	4	15	20			0.2	18.5
							0	19-20
							4.7	20.5
							2	21
							2.7	21.5
25	54	5	20	23			2	22
							0	22-23
30								
35								
40								


Nominal I.D. of Hole	in.
Nominal I.D. of Barrel Sampler	1 3/8 in

The subsurface information shown hereon was obtained for the design and estimating purposes for our client. It is made available to authorized users only that they may have access to the same information available to our client. It is presented in good faith, but it is not intended as a substitute for investigations, interpretations or judgment of such authorized users. Information on the logs should not be relied upon without the geotechnical engineers recommendations contained in the report from which these logs were extracted.

Pp: Pocket Penetrometer; DP: Direct Push

Approximate Change in Strata: _____ Inferred Change in Strata: _____

Soil descriptions represent a field identification after D. M. Burmister unless otherwise noted.

				PROJECT NAME: 200 Hamilton Ave.		GEOPROBE NO. RI-SB1	
				LOCATION: White Plains NY		JOB NO. 12636	
				METHOD: Direct Push		GROUND ELEVATION: -	
GEOPROBE BY: ARCO				DATE STARTED: 9/8/2022		GROUNDWATER TABLE DEPTH:	
INSPECTOR: CC				DATE COMPLETED: 9/8/2022		0 Hr. -	24 Hr. -
DEPTH (ft)	RECOVERY (in)	SAMPLE TUBE No.	DEPTH		ENVIRONMENTAL SOIL SAMPLE NAME	SOIL DESCRIPTION AND STRATIFICATION	PID
			FROM (ft)	TO (ft)			
0						0-0.5' Asphalt	0
5	30	1	0	5	RI-SB1 (3-3.5)	0.5-1' Tan coarse to medium SAND with meduim Gravel, tr. Glass	0
						1-2' Brown meduim to fine Clayey SAND	0
						2-3' Green/tan Fine SAND	0
						3-4' Brown meduim to fine Sandy CLAY, tr. Silt	0
10	60	2	5	10	RI-SB1 (6.5-7)	4-5' Brown meduim to fine Silty SAND	0
						5-6' Brown/black meduim to fine Sandy CLAY	0
						6-6.5' Dark brown coarse to meduim SAND, little meduim gravel	0
						6.5-7' Dark brown CLAY, tr Silt	0
15	60	3	10	15	RI-SB1 (10-10.5)	7-7.5' Light brown meduim to fine Clayey SAND	0
						7-9.5' Gray coarse to fine SAND	0
						9.5-11' Dark brown meduim to fine SAND, tr meduim Gravel	0
						11-12.5' Gray coarse to meduim Silty SAND	0
20	54	4	15	16.5	RI-SB1 (15.5-16)	12.5-13.5' Gray meduim to fine SAND	0
						13.5-15' Gray coarse to fine Clayey SAND, tr meduim gravel and quartz	0
						Water at 15'	0
						15-16.5' Brown meduim to fine Sandy CLAY	0
						END OF BORING +/- 16.5' Refusal	
25							
30							
35							
40							


Nominal I.D. of Hole	in.
Nominal I.D. of Barrel Sampler	1 1/8 in

The subsurface information shown hereon was obtained for the design and estimating purposes for our client. It is made available to authorized users only that they may have access to the same information available to our client. It is presented in good faith, but it is not intended as a substitute for investigations, interpretations or judgment of such authorized users. Information on the logs should not be relied upon without the geotechnical engineers recommendations contained in the report from which these logs were extracted.

Pp: Pocket Penetrometer; DP: Direct Push

Approximate Change in Strata: _____ Inferred Change in Strata: _____

Soil descriptions represent a field identification after D. M. Burmister unless otherwise noted.

				PROJECT NAME: 200 Hamilton Ave.		GEOPROBE NO. RI-SB2	
				LOCATION: White Plains NY		JOB NO. 12636	
				METHOD: Direct Push		GROUND ELEVATION: -	
GEOPROBE BY: ARCO				DATE STARTED: 9/8/2022		GROUNDWATER TABLE DEPTH:	
INSPECTOR: CC				DATE COMPLETED: 9/8/2022		0 Hr. -	24 Hr. -
DEPTH (ft)	RECOVERY (in)	SAMPLE TUBE No.	DEPTH		ENVIRONMENTAL SOIL SAMPLE NAME	SOIL DESCRIPTION AND STRATIFICATION	PID
			FROM (ft)	TO (ft)			
0						0-0.5' Asphalt	0
						0.5-3.5' Brown meduim to fine Silty SAND tr. Small Gravel	0
						3.5-4' Tan Coarse SAND, with crushed quartz	0
					RI-SB2 (4.5-5)	4-6' Gray/dark brown meduim to fine Silty SAND, tr Quartz	0
5	42	1	0	5	RI-SB2 (6.5-7)	6-7' Tan/brown meduim to fine Silty	0
						7-7.5' FILL (brick), with Black fine Sand	0
						7.5-8' Black Fine SAND, tr. Meduim Gravel	0
						8-10' Gray/black me to fine Silty SAND, tr Quartz	0
					RI-SB2 (11.5-12)	10-12.5' FILL, with Tan coarse to meduim Sand, tr. meduim Gravel	0
10	42	2	5	10		12.5-13.5' FILL, With Black coarse to medium Sand	0
						13.5-14' Dark brown meduim to fine Sandy Clay	0
						14-15' Light brown Silty SAND	0
						15-16.5' Black meduim to fine Clayey SAND, tr Fill (brick)	0
					RI-SB2 (16.5-17)	16.5-17.5' Light brown meduim to fine Sandy CLAY	0
15	48	3	10	15		17.5-18' Dark brown meduim to fine Sandy CLAY, tr. Meduim Gravel	0
						18-20' Light brown meduim to fine Clayey SAND, tr. Silt	0
						END OF BORING +20' Refusal	0
20	48	4	15	19			
25							
30							
35							
40							


Nominal I.D. of Hole	in.
Nominal I.D. of Barrel Sampler	1 1/8 in

The subsurface information shown hereon was obtained for the design and estimating purposes for our client. It is made available to authorized users only that they may have access to the same information available to our client. It is presented in good faith, but it is not intended as a substitute for investigations, interpretations or judgment of such authorized users. Information on the logs should not be relied upon without the geotechnical engineers recommendations contained in the report from which these logs were extracted.

Pp: Pocket Penetrometer; DP: Direct Push

Approximate Change in Strata: _____ Inferred Change in Strata: _____

Soil descriptions represent a field identification after D. M. Burmister unless otherwise noted.

				PROJECT NAME: 200 Hamilton Ave.		GEOPROBE NO. RI-SB3			
				LOCATION: White Plains NY		JOB NO. 12636			
				METHOD: Direct Push		GROUND ELEVATION: -			
GEOPROBE BY: ARCO				DATE STARTED: 9/8/2022		GROUNDWATER TABLE DEPTH:			
INSPECTOR: CC				DATE COMPLETED: 9/8/2022		0 Hr. -	24 Hr. -	Date -	
DEPTH (ft)	RECOVERY (in)	SAMPLE TUBE No.	DEPTH		ENVIRONMENTAL SOIL SAMPLE NAME	SOIL DESCRIPTION AND STRATIFICATION	PID		
			FROM (ft)	TO (ft)					
0									
5	30	1	0	5		0-1.5' FILL(Concrete), with Tan coarse to meduim Sand	0		
						1.5-3.5' Brown meduim to fine SAND	0		
						RI-SB3 (4-4.5)	3.5-5' Brown meduim to fine Clayey SAND	0	
						5-6.5' Brown meduim to fine Clayey SAND, tr concrete	0		
						6.5-7' Brown fine Silty SAND	0		
10	54	2	5	10		RI-SB3 (7.5-8)	7-9' Brown CLAY, tr. Silt	0	
							9-11.5' Brown meduim to fine Sandy CLAY	0	
							RI-SB3 (12-12.5)	11.5-15' Light brown meduim to fine Silty SAND	0
							15-16' Brown CLAY, tr Silt	0	
							RI-SB3 (16.5-17)	16-17' Gray meduim to fine Clayey SAND tr. Meduim gravel	0
15	54	3	10	15		17-19' Brown coarse to fine SAND, with bedrock	0		
						END OF BORING +-19' Refusal			
20	54	4	10	19					
25									
30									
35									
40									


Nominal I.D. of Hole	in.
Nominal I.D. of Barrel Sampler	1 3/8 in

The subsurface information shown hereon was obtained for the design and estimating purposes for our client. It is made available to authorized users only that they may have access to the same information available to our client. It is presented in good faith, but it is not intended as a substitute for investigations, interpretations or judgment of such authorized users. Information on the logs should not be relied upon without the geotechnical engineers recommendations contained in the report from which these logs were extracted.

Pp: Pocket Penetrometer; DP: Direct Push

Approximate Change in Strata: _____ Inferred Change in Strata: _____

Soil descriptions represent a field identification after D. M. Burmister unless otherwise noted.

				PROJECT NAME: 200 Hamilton Ave.		GEOPROBE NO. RI-SB4		
				LOCATION: White Plains NY		JOB NO. 12636		
				METHOD: Direct Push		GROUND ELEVATION: -		
GEOPROBE BY: ARCO				DATE STARTED: 9/8/2022		GROUNDWATER TABLE DEPTH:		
INSPECTOR: CC				DATE COMPLETED: 9/8/2022		0 Hr. - 24 Hr. - Date -		
DEPTH (ft)	RECOVERY (in)	SAMPLE TUBE No.	DEPTH		ENVIRONMENTAL SOIL SAMPLE NAME	SOIL DESCRIPTION AND STRATIFICATION	PID	Depth (ft.)
			FROM (ft)	TO (ft)				
0						0-0.5' Asphalt	0.1	0.5
						0.5-3' Brown meduim to fine Silty SAND	0.3	1
					RI-SB4 (3-3.5)	3-3.5' Brown meduim to fine tr. large Gravel	0.1	1.5
						3.5-4' Tan/brown coarse to meduim SAND, with meduim Gravel	0	2-5.5
5	48	1				4-5' Brown meduim to fine Silty SAND	0.5	6
						5-6' Brown meduim to fine SAND, tr. Fill	0	-
					RI-SB4 (7-7.5)	6-7.5' Brown Silty CLAY	0	-
						7.5-8.5' Tan/brown meduim to fine Clayey SAND	0	-
10	54	2				8.5-9.5' Brown meduim to fine SAND tr. Silt	0	-
						9.5-10' Brown Fine SAND tr. Quatz	0	-
						10-11' Brown CLAY tr Silt	0	-
					RI-SB4 (11-11.5)	11-11.5' Tan/brown meduim to fine Silty SAND, tr small Gravel	0	-
						11.5-12' Brown meduim to fine Sandy CLAY	0	-
15	54	3				12-13.5' Brown Fine SAND with meduim Gravel, tr. Quatz	0	-
						13.5-14' Brown Fine SAND	0	-
					RI-SB4 (14.5-15)	14-15' Brown coarse to meduim SAND, with Bedrock	0	15
						END OF BORING +-15' Refusal		
20								
25								
30								
35								
40								


Nominal I.D. of Hole	in.
Nominal I.D. of Barrel Sampler	1 3/8 in

The subsurface information shown hereon was obtained for the design and estimating purposes for our client. It is made available to authorized users only that they may have access to the same information available to our client. It is presented in good faith, but it is not intended as a substitute for investigations, interpretations or judgment of such authorized users. Information on the logs should not be relied upon without the geotechnical engineers recommendations contained in the report from which these logs were extracted.

Pp: Pocket Penetrometer; DP: Direct Push

Approximate Change in Strata: _____ Inferred Change in Strata: _____

Soil descriptions represent a field identification after D. M. Burmister unless otherwise noted.

				PROJECT NAME: 200 Hamilton Ave.		GEOPROBE NO. RI-SB5		
				LOCATION: White Plains NY		JOB NO. 12636		
				METHOD: Direct Push		GROUND ELEVATION: -		
GEOPROBE BY: ARCO				DATE STARTED: 9/8/2022		GROUNDWATER TABLE DEPTH:		
INSPECTOR: CC				DATE COMPLETED: 9/8/2022		0 Hr. -	24 Hr. -	Date -
DEPTH (ft)	RECOVERY (in)	SAMPLE TUBE No.	DEPTH		ENVIRONMENTAL SOIL SAMPLE NAME	SOIL DESCRIPTION AND STRATIFICATION	PID	Depth (ft.)
			FROM (ft)	TO (ft)				
0						0-0.5' Concrete	0	
						0.5-1' Brown coarse to meduim SAND, tr meduim Gravel	0	
						1-3.5' Brown meduim to fine Clayey SAND	0	
						3.5-4' Concrete	0	
5	36	1	0	5	RI-SB5 (4.5-5)	4-5' Gray/dark brown coarse to meduim Silty SAND, tr. Concrete	0	
						5-7' Tan coarse to meduim SAND, with Concrete	0	
					RI-SB5 (7.5-8)	7-10' Dark brown/gray CLAY, tr. Silt	0	
						10-11' Dark brown coarse to meduim SAND	0	
10	24	2	5	10	RI-SB5 (11.5-12)	11-12.5' Dark brown Fine Silty SAND	0	
						12.5-15' Light brown/orange fine SAND	0	
						15-16.5' Black meduim to fine Clayey SAND	0	
					RI-SB5 (16.5-17)	16.5-18.5' Light brown/orange Fine SAND	0	
						18.5-20' Light brown/orange coarse to fine Clayey Sand	0	
15	48	3	10	15		Water at 20'	0	
						20-21.5' Brown Clayey meduim to fine SAND	0	
					RI-SB5 (21.5-22)	21.5-23.5' Brown coarse to meduim SAND, tr. meduim Gravel	0	
						23.5-25' Tan CLAY tr. Silt and Quartz	0	
						25-27' Brown meduim to fine Sandy CLAY	0	
20	54	4	15	20	RI-SB5 (27.5-28)	27-30' Tan/brown meduim SAND	0	
						END OF BORING +- 30' Refusal		
25	48	5	20	25				
30	48	6	25	30				
35								
40								


Nominal I.D. of Hole	in.
Nominal I.D. of Barrel Sampler	1 1/8 in

The subsurface information shown hereon was obtained for the design and estimating purposes for our client. It is made available to authorized users only that they may have access to the same information available to our client. It is presented in good faith, but it is not intended as a substitute for investigations, interpretations or judgment of such authorized users. Information on the logs should not be relied upon without the geotechnical engineers recommendations contained in the report from which these logs were extracted.

Pp: Pocket Penetrometer; DP: Direct Push

Approximate Change in Strata: _____ Inferred Change in Strata: _____

Soil descriptions represent a field identification after D. M. Burmister unless otherwise noted.

				PROJECT NAME: WP Mail Cleaners and Gas station		GEOPROBE NO. RI-SB17	
				LOCATION: 200 Hamilton Ave		JOB NO. 12636	
				METHOD: Directpush		GROUND ELEVATION:	
GEOPROBE BY: Enviroprobe				DATE STARTED: 10/11/2022		GROUNDWATER TABLE DEPTH:	
INSPECTOR: CC				DATE COMPLETED: 10/11/2022		0 Hr.	24 Hr.
DEPTH (ft)	RECOVERY (in)	SAMPLE TUBE No.	DEPTH		ENVIRONMENTAL SOIL SAMPLE NAME	SOIL DESCRIPTION AND STRATIFICATION	PID
			FROM (ft)	TO (ft)			
0					RI-SB17 (1.5-2)	0-3.5' Brown meduim to fine SAND, trace silt, trace historic fill	0 ppm to 11'
						3.5-5.5' Brown meduim to fine silty CLAY, little small Gravel	0.8 ppm to 15'
						5.5-6' Concrete	0.1 ppm to 25'
					RI-SB17(6-6.5)	6-10.5' Brown meduim to fine Silty CLAY little small Gravel	
5	42	1			RI-SB17(11-11.5), DUP-120221011	10.5-11.5' Grey fine sandy CLAY, some meduim Gravel	
						11.5-14' Grey fine Silty SAND	
					RI-SB17(15.5-16), DUP-220221011	14-16.5' same as above however with black staining	
						16.5-21' Grey fine Clayey SAND	
10	36	2			RI-SB17 (21-21.5)	21-25' Grey fine SAND, some meduim (-) to large Gravel	
						Boring Terminated from refusal +/- 25 ft	
15	54	3					
20	60	4					
25	60	5					
30							
35							
40							

Nominal I.D. of Hole	in.
Nominal I.D. of Barrel Sampler	1 1/2 in.


The subsurface information shown hereon was obtained for the design and estimating purposes for our client. It is made available to authorized users only that they may have access to the same information available to our client. It is presented in good faith, but it is not intended as a substitute for investigations, interpretations or judgment of such authorized users. Information on the logs should not be relied upon without the geotechnical engineers recommendations contained in the report from which these logs were extracted.

Pp: Pocket Penetrometer; DP: Direct Push

Approximate Change in Strata: _____ Inferred Change in Strata: _____

Soil descriptions represent a field identification after D. M. Burmister unless otherwise noted.

FIGURE #

				PROJECT NAME: WP Mail Cleaners and Gas station		GEOPROBE NO. RI-SB18	
				LOCATION: 200 Hamilton Ave		JOB NO. 12636	
				METHOD: Directpush		GROUND ELEVATION:	
GEOPROBE BY: Enviroprobe				DATE STARTED: 10/11/2022		GROUNDWATER TABLE DEPTH:	
INSPECTOR: CC				DATE COMPLETED: 10/11/2022		0 Hr.	24 Hr.
DEPTH (ft)	RECOVERY (in)	SAMPLE TUBE No.	DEPTH		ENVIRONMENTAL SOIL SAMPLE NAME	SOIL DESCRIPTION AND STRATIFICATION	PID
			FROM (ft)	TO (ft)			
0						0-1' Concrete	0 ppm to 9.5'
5	42	1			RI-SB18 (1-1.5)	1-3.5' Light brown meduim to fine Clayey SAND	0.8 ppm at 10'
						3.5-6' Light brown fine SAND, trace Silt	4.5 ppm at 10.5'
						6-6.5' Concrete	4 ppm at 11'
					RI-SB18(6.5-7)	6.5-9' Brown orange fine SAND, water at 9'	3.5 ppm at 11.5'
10	54	2			RI-SB18 (11-11.5)	9-12.5' Grey fine Clayey SAND	2 ppm at 12'
					RI-SB18 (16-16.5)	12.5-17' Grey course to meduim SAND, little Glacial Till	1.4 ppm at 12.5'
					RI-SB18 (22.5-23)	17-22.5' Grey fine Clayey SAND, some meduim Gravel	0.6 ppm to 16'
					RI-SB18 (28-28.5)	22.5-27' Grey coarse to fine SAND, some meduim (-) to large Gravel	16.6 ppm at 16.5'
15	42	3				27-28.5' Grey fine SAND	0 ppm to 28.5'
						Boring Terminated due to Refusal +/- 28.5 ft	
20	60	4					
25	48	5					
30							
35							
40							


Nominal I.D. of Hole	in.
Nominal I.D. of Barrel Sampler	1 3/8 in

The subsurface information shown hereon was obtained for the design and estimating purposes for our client. It is made available to authorized users only that they may have access to the same information available to our client. It is presented in good faith, but it is not intended as a substitute for investigations, interpretations or judgment of such authorized users. Information on the logs should not be relied upon without the geotechnical engineers recommendations contained in the report from which these logs were extracted.

Pp: Pocket Penetrometer; DP: Direct Push

Approximate Change in Strata: _____ Inferred Change in Strata: _____

Soil descriptions represent a field identification after D. M. Burmister unless otherwise noted.

				PROJECT NAME: WP Mail Cleaners and Gas station		GEOPROBE NO. RI-SB19	
				LOCATION: 200 Hamilton Ave		JOB NO. 12636	
				METHOD: Directpush		GROUND ELEVATION:	
GEOPROBE BY: Enviroprobe				DATE STARTED: 10/11/2022		GROUNDWATER TABLE DEPTH:	
INSPECTOR: CC				DATE COMPLETED: 10/11/2022		0 Hr.	24 Hr.
DEPTH (ft)	RECOVERY (in)	SAMPLE TUBE No.	DEPTH		ENVIRONMENTAL SOIL SAMPLE NAME	SOIL DESCRIPTION AND STRATIFICATION	PID
			FROM (ft)	TO (ft)			
0						0-1' Concrete	0 ppm to 10'
5	36	1			RI-SB19 (1.5-2)	1-5.5' Light brown meduim to fine SAND, trace Silt	0.4 ppm at 10.5'
						5.5-6' Concrete	63 ppm at 11'
					RI-SB19 (6-6.5)	6-8' Tan brown coarse to fine SAND	11.5'
						8-10 Brown fine SAND	100 ppm at 12'
10	42	2			RI-SB19 (11.5-12)	10-12' Same as above, stained black	5 ppm at 12.5'
						12-13.5' Brown with black staining Clayey SAND	3.5 ppm at 13'
						13-15' Brown fine Sandy CLAY	1 ppm at 13.5'
					RI-SB19(15-15.5)	15-17.5' Brown coarse to fine SAND some Glacial Till	0.2 ppm at 14'
					RI-SB19(20.5-21)	17.5'-25' Grey meduim to fine SAND	0.1 ppm to 20'
15	60	3			RI-SB19(29-29.5)	25-30' Grey fine SAND some meduim (-) to large Gravel	10 ppm to 21'
						Boring Terminated +/- 30 ft	0.5 ppm to 22'
							5 ppm at 22.5'
							0.8 ppm at 23'
20	60	4					1 ppm at 23.5'
							0.6 ppm to 25.5'
							2 ppm to 30'
25	60	5					
30	24	6					
35							
40							


Nominal I.D. of Hole	in.
Nominal I.D. of Barrel Sampler	1 3/8 in

The subsurface information shown hereon was obtained for the design and estimating purposes for our client. It is made available to authorized users only that they may have access to the same information available to our client. It is presented in good faith, but it is not intended as a substitute for investigations, interpretations or judgment of such authorized users. Information on the logs should not be relied upon without the geotechnical engineers recommendations contained in the report from which these logs were extracted.

Pp: Pocket Penetrometer; DP: Direct Push

Approximate Change in Strata: _____ Inferred Change in Strata: _____

Soil descriptions represent a field identification after D. M. Burmister unless otherwise noted.

			PROJECT NAME: WP Mail Cleaners and Gas station		GEOPROBE NO. RI-SB20		
			LOCATION: 200 Hamilton Ave		JOB NO. 12636		
			METHOD: Directpush		GROUND ELEVATION:		
GEOPROBE BY: Enviroprobe			DATE STARTED: 10/11/2022		GROUNDWATER TABLE DEPTH:		
INSPECTOR: CC			DATE COMPLETED: 10/11/2022		0 Hr.	24 Hr.	
DEPTH (ft)	RECOVERY (in)	SAMPLE TUBE No.	DEPTH		ENVIRONMENTAL SOIL SAMPLE NAME	SOIL DESCRIPTION AND STRATIFICATION	PID
			FROM (ft)	TO (ft)			
0						0-1' Concrete	0 ppm to 30'
5	48	1			RI-SB20 (1-1.5)	1-6' Brown meduim (+) fine Sandy CLAY, trace Historic Fill	
						6-6.5' Concrete	
					RI-SB20 (6.5-7)	6.5-9' Brown fine SAND, trace Silt, Water at 7.5'	
10	54	2			RI-SB20 (10.5-11)	9-13' Brown orange Fine Sandy CLAY	
					RI-SB20 (16.5-17)	13-20' Brown meduim (+) fine SAND	
					RI-SB20 (24-24.5)	20-25' Grey fine SAND	
					RI-SB20 (27.5-28)	25-26.5' Grey Fine SAND, trace Glacial Till	
						26.5-30 Grey Fine SAND	
					Boring Terminated +/- 30 ft		
15	60	3					
20	42	4					
25	42	5					
30	60	6					
35							
40							

Nominal I.D. of Hole	in.
Nominal I.D. of Barrel Sampler	1 3/8 in.


The subsurface information shown hereon was obtained for the design and estimating purposes for our client. It is made available to authorized users only that they may have access to the same information available to our client. It is presented in good faith, but it is not intended as a substitute for investigations, interpretations or judgment of such authorized users. Information on the logs should not be relied upon without the geotechnical engineers recommendations contained in the report from which these logs were extracted.

Pp: Pocket Penetrometer; DP: Direct Push

Approximate Change in Strata: _____ Inferred Change in Strata: _____

Soil descriptions represent a field identification after D. M. Burmister unless otherwise noted.

FIGURE #

				PROJECT NAME: WP Mail Cleaners and Gas station		GEOPROBE NO. RI-SB21	
				LOCATION: 200 Hamilton Ave		JOB NO. 12636	
				METHOD: Directpush		GROUND ELEVATION:	
GEOPROBE BY: Enviroprobe				DATE STARTED: 10/11/2022		GROUNDWATER TABLE DEPTH:	
INSPECTOR: CC				DATE COMPLETED: 10/11/2022		0 Hr.	24 Hr.
DEPTH (ft)	RECOVERY (in)	SAMPLE TUBE No.	DEPTH		ENVIRONMENTAL SOIL SAMPLE NAME	SOIL DESCRIPTION AND STRATIFICATION	PID
			FROM (ft)	TO (ft)			
0						0-1' Concrete	0 ppm to 30'
5	42	1			RI-SB21 (1.5-2)	1-2.5' Brown meduim (-) to fine Clayey SAND, trace Historic Fill	
						2.5-5' Brown meduim (-) to fine Clayey SAND	
						5-6.5' Concrete	
					RI-SB21 (7.5-8)	6.5-11' Brown fine Silty SAND	
10	48	2				11-11.5' Brown fine Silty Sand , some meduim Gravel	
					RI-SB21 (11.5-12), (18-18.5), (22.5-23)	11.5-25' Brown fine Clayey SAND	
						25-26.5' Grey fine SAND	
					RI-SB21 (26.5-27)	26.5-30' Brown fine SAND	
					Boring Terminated +/- 30 ft		
15	60	3					
20	42	4					
25	60	5					
30	60	6					
35							
40							


Nominal I.D. of Hole	in.
Nominal I.D. of Barrel Sampler	1 1/2 in.

The subsurface information shown hereon was obtained for the design and estimating purposes for our client. It is made available to authorized users only that they may have access to the same information available to our client. It is presented in good faith, but it is not intended as a substitute for investigations, interpretations or judgment of such authorized users. Information on the logs should not be relied upon without the geotechnical engineers recommendations contained in the report from which these logs were extracted.

Pp: Pocket Penetrometer; DP: Direct Push

Approximate Change in Strata: _____ Inferred Change in Strata: _____

Soil descriptions represent a field identification after D. M. Burmister unless otherwise noted.

				PROJECT NAME: WP Mail Cleaners and Gas station		GEOPROBE NO. RI-SB22		
				LOCATION: 200 Hamilton Ave		JOB NO. 12636		
				METHOD: Directpush		GROUND ELEVATION:		
GEOPROBE BY: Enviroprobe				DATE STARTED: 10/11/2022		GROUNDWATER TABLE DEPTH:		
INSPECTOR: CC				DATE COMPLETED: 10/11/2022		0 Hr.	24 Hr.	
DEPTH (ft)	RECOVERY (in)	SAMPLE TUBE No.	DEPTH		ENVIRONMENTAL SOIL SAMPLE NAME	SOIL DESCRIPTION AND STRATIFICATION	PID	
			FROM (ft)	TO (ft)				
0						0-1' Concrete	0 ppm to 30'	
5	36	1			RI-SB22 (2.5-3)	1-7' Dark brown meduim (-) to fine SAND, little meduim (+) to large Gravel, trace Silt		
					RI-SB22 (7-7.5)	7-10 Brown fine SAND, trace Silt		
							10-11' Dark brown fine Sandy CLAY, little large Gravel	
					RI-SB22 (12.5-13)		11-15' Brown fine SAND, some meduim (+) to large Gravel	
10	30	2				15-19' Brown fine Sandy CLAY, some meduim (+) to large Gravel		
					RI-SB22 (19.5-20), (24-24.5), (29-29.5)		19-30' Brown fine SAND	
							Boring Terminated +/- 30 ft	
15	30	3						
20	42	4						
25	60	5						
30	48	6						
35								
40								

Nominal I.D. of Hole	in.
Nominal I.D. of Barrel Sampler	1 1/2 in.


The subsurface information shown hereon was obtained for the design and estimating purposes for our client. It is made available to authorized users only that they may have access to the same information available to our client. It is presented in good faith, but it is not intended as a substitute for investigations, interpretations or judgment of such authorized users. Information on the logs should not be relied upon without the geotechnical engineers recommendations contained in the report from which these logs were extracted.

Pp: Pocket Penetrometer; DP: Direct Push

Approximate Change in Strata: _____ Inferred Change in Strata: _____

Soil descriptions represent a field identification after D. M. Burmister unless otherwise noted.

FIGURE #

			PROJECT NAME: WP Mail Cleaners and Gas station		GEOPROBE NO. RI-SB23		
			LOCATION: 200 Hamilton Ave		JOB NO. 12636		
			METHOD: Directpush		GROUND ELEVATION:		
GEOPROBE BY: Enviroprobe			DATE STARTED: 10/10/2022		GROUNDWATER TABLE DEPTH:		
INSPECTOR: CC			DATE COMPLETED: 10/10/2022		0 Hr.	24 Hr.	
DEPTH (ft)	RECOVERY (in)	SAMPLE TUBE No.	DEPTH		ENVIRONMENTAL SOIL SAMPLE NAME	SOIL DESCRIPTION AND STRATIFICATION	PID
			FROM (ft)	TO (ft)			
0						0-1' Concrete	0 ppm to 25'
5	36	1			RI-SB23 (3.5-4)	0.5-3' Light Brown meduim (-) to fine SAND, and Historic Fill	
					RI-SB23 (8-8.5)	3-5.5' Dark Brown fine Sandy CLAY, some Historic Fill	
					RI-SB23 (13-13.5)	5.5-10' Brown grey fine Silty SAND	
						10-15' Brown fine SAND	
10	54	2				15-17' Brown fine Clayey SAND	
					RI-SB23 (18-18.5)	17-19.5' Brown fine SAND	
					RI-SB23 (23.5-24)	19.5-25' Brown fine SAND	
						Boring Terminated +/- 25 ft	
15	36	3					
20	60	4					
25	42	5					
30	48	6					
35							
40							


Nominal I.D. of Hole	in.
Nominal I.D. of Barrel Sampler	1 3/8 in

The subsurface information shown hereon was obtained for the design and estimating purposes for our client. It is made available to authorized users only that they may have access to the same information available to our client. It is presented in good faith, but it is not intended as a substitute for investigations, interpretations or judgment of such authorized users. Information on the logs should not be relied upon without the geotechnical engineers recommendations contained in the report from which these logs were extracted.

Pp: Pocket Penetrometer; DP: Direct Push

Approximate Change in Strata: _____ Inferred Change in Strata: _____

Soil descriptions represent a field identification after D. M. Burmister unless otherwise noted.

				PROJECT NAME: 200 Hamilton Ave		GEOPROBE NO. RI-SP 7	
				LOCATION: Valhalla, NY		JOB NO. 12836	
				METHOD: Direct push		GROUND ELEVATION: n/a	
GEOPROBE BY: AARCO				DATE STARTED: 9/10/2022		GROUNDWATER TABLE DEPTH:	
INSPECTOR: Joe A				DATE COMPLETED: 9/10/2022		0 Hr.	20'
				24 Hr.		Date 9/10/22	
DEPTH (ft)	RECOVERY (in)	SAMPLE TUBE No.	DEPTH		ENVIRONMENTAL SOIL SAMPLE NAME	SOIL DESCRIPTION AND STRATIFICATION	PID
			FROM (ft)	TO (ft)			
0	12					Dark brown, light brown and black coarse to fine sand, some fine gravel, little silt, asphalt debris, moist	
	12						
	12						
	8						
	0						
5	12					Dark brown silty sand, wood debris, brick debris, weathered rock fragments, moist	
	12						
	12						
	0						
	0						
10	12					Little brown, dark brown and black coarse to fine sand, some silt, weathered rock fragments, moist	
	12						
	12						
	0						
	0						
15	12					Tan brown coarse to fine sand, some fine gravel, trace silt, moist	
	12						
	12						
	0						
	0						
20	12					As above, wet	
	12						
	12						
	12						
	0						
25	12					25' - 29' 6": As above, wet	
	12						
	12						
	12						
	0						
30	12					29' 6": Grey silty sand	
	12						
	12						
	6						
	0						
35						Boring RI-SP 7 terminated due to refusal at approximately 30' bsg	
40							


Nominal I.D. of Hole	in.
Nominal I.D. of Barrel Sampler	1 1/8 in.

The subsurface information shown hereon was obtained for the design and estimating purposes for our client. It is made available to authorized users only that they may have access to the same information available to our client. It is presented in good faith, but it is not intended as a substitute for investigations, interpretations or judgment of such authorized users. Information on the logs should not be relied upon without the geotechnical engineers recommendations contained in the report from which these logs were extracted.

Pp: Pocket Penetrometer; DP: Direct Push

Approximate Change in Strata: _____ Inferred Change in Strata: _____

Soil descriptions represent a field identification after D. M. Burmister unless otherwise noted.

				PROJECT NAME: 200 Hamilton Ave		GEOPROBE NO. RI-SP 8		
				LOCATION: Valhalla, NY		JOB NO. 12836		
				METHOD: Direct push		GROUND ELEVATION: n/a		
GEOPROBE BY: AARCO				DATE STARTED: 9/10/2022		GROUNDWATER TABLE DEPTH:		
INSPECTOR: Joe A				DATE COMPLETED: 9/10/2022		0 Hr.	22.5'	
						24 Hr.	Date 9/10/22	
DEPTH (ft)	RECOVERY (in)	SAMPLE TUBE No.	DEPTH		ENVIRONMENTAL SOIL SAMPLE NAME	SOIL DESCRIPTION AND STRATIFICATION	PID	
			FROM (ft)	TO (ft)				
0	12					Light brown coarse to fine sand, little medium to fine gravel, trace silt moist		
	12							
	12						Dark brown and greenish brown coarse to fine sand, some coarse to fine gravel, trace silt, asphalt debris	
	4							
5	0							
	12					dark brown and black coarse to fine sand, little coarse to fine gravel trace silt, weathered rock fragments, asphalt debris		
	12							
	12							
8								
10	0							
	12					10' - 11' 6": As above, moist		
	12							
	12							
12								
15	2					11' 6" - 15': Light brown silty sand, weathered rock fragments, moist		
	12							
	12							
	12							
20	12					As above, brick debris		
	12							
	12							
	12							
25	12					20' - 22' 6": Brown and tan brown coarse to fine sand some fine gravel, trace silt, moist		
	12							
	10							
	0							
30	0					22' 6" - 25': gray sandy silt, wet		
	12							
	12							
	0							
35	12					As above, wet		
	12							
	12							
	0							
40						Boring RI-SP 8 terminated due to refusal at approximately 28' bsg		


Nominal I.D. of Hole	in.
Nominal I.D. of Barrel Sampler	1 1/2 in.

The subsurface information shown hereon was obtained for the design and estimating purposes for our client. It is made available to authorized users only that they may have access to the same information available to our client. It is presented in good faith, but it is not intended as a substitute for investigations, interpretations or judgment of such authorized users. Information on the logs should not be relied upon without the geotechnical engineers recommendations contained in the report from which these logs were extracted.

Pp: Pocket Penetrometer; DP: Direct Push

Approximate Change in Strata: _____ Inferred Change in Strata: _____

Soil descriptions represent a field identification after D. M. Burmister unless otherwise noted.

				PROJECT NAME: 200 Hamilton Ave		GEOPROBE NO. RI-SP 9	
				LOCATION: Valhalla, NY		JOB NO. 12836	
				METHOD: Direct push		GROUND ELEVATION: n/a	
GEOPROBE BY: AARCO				DATE STARTED: 9/10/2022		GROUNDWATER TABLE DEPTH:	
INSPECTOR: Joe A				DATE COMPLETED: 9/10/2022		0 Hr.	24 Hr.
Date		9/10/22					
DEPTH (ft)	RECOVERY (in)	SAMPLE TUBE No.	DEPTH		ENVIRONMENTAL SOIL SAMPLE NAME	SOIL DESCRIPTION AND STRATIFICATION	PID
			FROM (ft)	TO (ft)			
0							
5	12					Dark brown coarse to fine sand, some silt, asphalt and brick debris concrete debris	
	12						
	12						
	12						
	0						
10	12					Light brown silty sand, weathered rock fragments, moist	
	12						
	12						
	12						
	0						
15	12					Light brown and grey medium to fine sand, trace silt, weathered rock fragments, moist	
	12						
	12						
	12						
	0						
20	12					As above, moist	
	12						
	12						
	12						
	0						
25						Boring RI-SP 9 terminated fue to refusal at approximately 20' bsg	
30							
35							
40							


Nominal I.D. of Hole	in.
Nominal I.D. of Barrel Sampler	1 1/2 in.

The subsurface information shown hereon was obtained for the design and estimating purposes for our client. It is made available to authorized users only that they may have access to the same information available to our client. It is presented in good faith, but it is not intended as a substitute for investigations, interpretations or judgment of such authorized users. Information on the logs should not be relied upon without the geotechnical engineers recommendations contained in the report from which these logs were extracted.

Pp: Pocket Penetrometer; DP: Direct Push

Approximate Change in Strata: _____ Inferred Change in Strata: _____

Soil descriptions represent a field identification after D. M. Burmister unless otherwise noted.

				PROJECT NAME: 200 Hamilton Ave		GEOPROBE NO. RI-SP10	
				LOCATION: Valhalla, NY		JOB NO. 12836	
				METHOD: Direct push		GROUND ELEVATION: n/a	
GEOPROBE BY: AARCO				DATE STARTED: 9/10/2022		GROUNDWATER TABLE DEPTH:	
INSPECTOR: Joe A				DATE COMPLETED: 9/10/2022		0 Hr.	15'
						24 Hr.	Date 9/10/22
DEPTH (ft)	RECOVERY (in)	SAMPLE TUBE No.	DEPTH		ENVIRONMENTAL SOIL SAMPLE NAME	SOIL DESCRIPTION AND STRATIFICATION	PID
			FROM (ft)	TO (ft)			
0	12					Light brown and dark brown medium to fine sand, some silt weathered rock fragments, asphalt debris, moist	
	12						
	12						
5	4						
	0					As above, moist, slight fuel odor	
	12						
	12						
10	8						
	0					As above, moist	
	12						
	12						
15	0						
	12					Light brown and tan brown medium to fine sand, trace silt silty sand seams, wet	
	12						
	12						
20	12						
	12					As above, wet	
	12						
	12						
25	12						
	4					Grey and black silty sand, fuel odor	
30							
						Boring RI-SP 10 terminated due to refusal at approximately 25' bsg	
35							
						Boring RI-SP 10 terminated due to refusal at approximately 25' bsg	
40							


Nominal I.D. of Hole	in.
Nominal I.D. of Barrel Sampler	1 1/8 in.

The subsurface information shown hereon was obtained for the design and estimating purposes for our client. It is made available to authorized users only that they may have access to the same information available to our client. It is presented in good faith, but it is not intended as a substitute for investigations, interpretations or judgment of such authorized users. Information on the logs should not be relied upon without the geotechnical engineers recommendations contained in the report from which these logs were extracted.

Pp: Pocket Penetrometer; DP: Direct Push

Approximate Change in Strata: _____ Inferred Change in Strata: _____

Soil descriptions represent a field identification after D. M. Burmister unless otherwise noted.

				PROJECT NAME: 200 Hamilton Ave		GEOPROBE NO. RI-SP 11	
				LOCATION: Valhalla, NY		JOB NO. 12836	
				METHOD: Direct push		GROUND ELEVATION: n/a	
GEOPROBE BY: AARCO				DATE STARTED: 9/10/2022		GROUNDWATER TABLE DEPTH:	
INSPECTOR: Joe A				DATE COMPLETED: 9/10/2022		0 Hr.	24 Hr.
						Date 9/10/22	
DEPTH (ft)	RECOVERY (in)	SAMPLE TUBE No.	DEPTH		ENVIRONMENTAL SOIL SAMPLE NAME	SOIL DESCRIPTION AND STRATIFICATION	PID
			FROM (ft)	TO (ft)			
0							
5	12					3" Asphalt	
	12						
	12					Dark brown coarse to fine sand, some silt, weathered rock fragments	
	2					moist	
10	0						
	12					Light grey and dark brown coarse to fine sand, some medium to fine gravel, little silt, weathered rock fragments, moist	
	12					Light grey medium to fine sand, some silt, moist	
	8						
15	0						
	12					As above, moist	
	12						
	12						
20	12					As above, moist	
	12						
	12						
	12						
25	12						
	12					Boring RI-SP 11 was terminated due to refusal at approximately 20' bsg	
	12						
	12						
30	12						
	12						
	12						
	12						
35	12						
	12						
	12						
	12						
40	12						
	12						
	12						
	12						


Nominal I.D. of Hole	in.
Nominal I.D. of Barrel Sampler	1 1/2 in.

The subsurface information shown hereon was obtained for the design and estimating purposes for our client. It is made available to authorized users only that they may have access to the same information available to our client. It is presented in good faith, but it is not intended as a substitute for investigations, interpretations or judgment of such authorized users. Information on the logs should not be relied upon without the geotechnical engineers recommendations contained in the report from which these logs were extracted.

Pp: Pocket Penetrometer; DP: Direct Push

Approximate Change in Strata: _____ Inferred Change in Strata: _____

Soil descriptions represent a field identification after D. M. Burmister unless otherwise noted.

				PROJECT NAME: 200 Hamilton Ave		GEOPROBE NO. RI-SP12	
				LOCATION: Valhalla, NY		JOB NO. 12836	
				METHOD: Direct push		GROUND ELEVATION: n/a	
GEOPROBE BY: AARCO				DATE STARTED: 9/10/2022		GROUNDWATER TABLE DEPTH:	
INSPECTOR: Joe A				DATE COMPLETED: 9/10/2022		0 Hr.	20'
						24 Hr.	Date 9/10/22
DEPTH (ft)	RECOVERY (in)	SAMPLE TUBE No.	DEPTH		ENVIRONMENTAL SOIL SAMPLE NAME	SOIL DESCRIPTION AND STRATIFICATION	PID
			FROM (ft)	TO (ft)			
0	12					Dark brown and light grey coarse to fine sand some medium to fine gravel, weathered rock fragments asphalt debris, moist	
	12						
	12						
	2						
	0						
5	12					Light brown silty sand, little fine gravel, asphalt and brick debris moist	
	12						
	12						
	4						
	0						
10	12					Light grey and light brown silty sand, black clay seams weathered rock fragments, moist	
	12						
	12						
	9						
	0						
15	12					As above, moist	
	12						
	12						
	12						
	2						
20	12					Light gray sandy silt, wet	
	12						
	12						
	12						
	2						
25	12					Boring RI-SP12 was terminated due to refusal at approximately 22' bsg	
	12						
30							
35							
40							


Nominal I.D. of Hole	in.
Nominal I.D. of Barrel Sampler	1 1/8 in.

The subsurface information shown hereon was obtained for the design and estimating purposes for our client. It is made available to authorized users only that they may have access to the same information available to our client. It is presented in good faith, but it is not intended as a substitute for investigations, interpretations or judgment of such authorized users. Information on the logs should not be relied upon without the geotechnical engineers recommendations contained in the report from which these logs were extracted.

Pp: Pocket Penetrometer; DP: Direct Push

Approximate Change in Strata: _____ Inferred Change in Strata: _____

Soil descriptions represent a field identification after D. M. Burmister unless otherwise noted.

		PROJECT NAME:		200 Hamilton Ave		GEOPROBE NO.		RI-SP13	
		LOCATION:		Valhalla, NY		JOB NO.		12836	
		METHOD:		Direct push		GROUND ELEVATION:		n/a	
GEOPROBE BY:		AARCO		DATE STARTED:		9/10/2022		GROUNDWATER TABLE DEPTH:	
INSPECTOR:		Joe A		DATE COMPLETED:		9/10/2022		0 Hr. 24 Hr. Date	
DEPTH (ft)	RECOVERY (in)	SAMPLE TUBE No.	DEPTH		ENVIRONMENTAL SOIL SAMPLE NAME	SOIL DESCRIPTION AND STRATIFICATION	PID		
			FROM (ft)	TO (ft)					
0	12					Light brown coarse to fine sand, trace silt some medium to fine gravel, asphalt and concrete debris, moist			
	12								
	6								
	0								
	0								
5	12					As above, black clay seams, slight fuel odor, moist	8 ppm		
	12						8 ppm		
	12						8 ppm		
	6						8 ppm		
	0						8 ppm		
10	12					Light grey and light brown medium to fine sand, trace silt, slight fuel odor moist	8 ppm		
	12						8 ppm		
	12						8 ppm		
	6						8 ppm		
	0						8 ppm		
15	12					Boring RI-SP 13 terminated due to refusal at 15' below subgrade			
	12								
	12								
	12								
	0								
20									
25									
30									
35									
40									


Nominal I.D. of Hole	in.
Nominal I.D. of Barrel Sampler	1 1/8 in.

The subsurface information shown hereon was obtained for the design and estimating purposes for our client. It is made available to authorized users only that they may have access to the same information available to our client. It is presented in good faith, but it is not intended as a substitute for investigations, interpretations or judgment of such authorized users. Information on the logs should not be relied upon without the geotechnical engineers recommendations contained in the report from which these logs were extracted.

Pp: Pocket Penetrometer; DP: Direct Push

Approximate Change in Strata: _____ Inferred Change in Strata: _____

Soil descriptions represent a field identification after D. M. Burmister unless otherwise noted.

				PROJECT NAME: 200 Hamilton Ave		GEOPROBE NO. RI-SP 11	
				LOCATION: Valhalla, NY		JOB NO. 12836	
				METHOD: Direct push		GROUND ELEVATION: n/a	
GEOPROBE BY: AARCO				DATE STARTED: 9/10/2022		GROUNDWATER TABLE DEPTH:	
INSPECTOR: Joe A				DATE COMPLETED: 9/10/2022		0 Hr.	24 Hr.
Date		9/10/22					
DEPTH (ft)	RECOVERY (in)	SAMPLE TUBE No.	DEPTH		ENVIRONMENTAL SOIL SAMPLE NAME	SOIL DESCRIPTION AND STRATIFICATION	PID
			FROM (ft)	TO (ft)			
0							
5	12					Dark brown and greenish brown medium to fine sand, some silt, weathered rock fragments, asphalt debris, moist	
	12						
	12						
	6						
10	12					As above, black clay seam, moist	
	12						
	12						
	2						
15	12					As above, strong fuel odor, moist	
	12						
	12						
	12						
20	12					Light brown sandy silt, moist, fuel odor	
	12						
	12						
	12						
25	12					As above, moist, strong fuel odor	
	12						
	12						
	12						
30	12					Tan brown and light brown medium to fine sand, little silt, moist fuel odor	
	12						
	12						
	12						
35	12					As above, moist, strong fuel odor	
	12						
	12						
	12						
40	12					Boring RI-SP 14 was terminated due to refusal at approximately 22' bsg	
	12						
	12						
	12						


Nominal I.D. of Hole	in.
Nominal I.D. of Barrel Sampler	1 1/8 in.

The subsurface information shown hereon was obtained for the design and estimating purposes for our client. It is made available to authorized users only that they may have access to the same information available to our client. It is presented in good faith, but it is not intended as a substitute for investigations, interpretations or judgment of such authorized users. Information on the logs should not be relied upon without the geotechnical engineers recommendations contained in the report from which these logs were extracted.

Pp: Pocket Penetrometer; DP: Direct Push

Approximate Change in Strata: _____ Inferred Change in Strata: _____

Soil descriptions represent a field identification after D. M. Burmister unless otherwise noted.

				PROJECT NAME: 200 Hamilton Ave		GEOPROBE NO. RI-SP 15	
				LOCATION: Valhalla, NY		JOB NO. 12836	
				METHOD: Direct push		GROUND ELEVATION: n/a	
GEOPROBE BY: AARCO				DATE STARTED: 9/10/2022		GROUNDWATER TABLE DEPTH:	
INSPECTOR: Joe A				DATE COMPLETED: 9/10/2022		0 Hr.	24 Hr.
		Date		9/10/22			
DEPTH (ft)	RECOVERY (in)	SAMPLE TUBE No.	DEPTH		ENVIRONMENTAL SOIL SAMPLE NAME	SOIL DESCRIPTION AND STRATIFICATION	PID
			FROM (ft)	TO (ft)			
0							
5	12				Light brown and greenish brown coarse to fine sand, trace silt asphalt debris		
	12						
	12						
	0						
	0						
10	12				Dark brown and greenish brown coarse to fine sand, some silt, moist slight fuel odor	13 ~ 41 ppm	
	12					13 ~ 41 ppm	
	12					13 ~ 41 ppm	
	8					13 ~ 41 ppm	
	0					13 ~ 41 ppm	
15	12				As above, black, moist, strong fuel odor	13 ~ 41 ppm	
	12					13 ~ 41 ppm	
	12					13 ~ 41 ppm	
	8					13 ~ 41 ppm	
	0					13 ~ 41 ppm	
20	12				As above, moist, strong fuel odor	13 ~ 41 ppm	
	12					13 ~ 41 ppm	
	12					Light brown and tan brown medium to fine sand, trace silt, moist, weathered rock fragments, fuel odor	13 ~ 41 ppm
	12					13 ~ 41 ppm	
	6					13 ~ 41 ppm	
25	12				As above, moist, strong fuel odor	13 ~ 41 ppm	
	12					13 ~ 41 ppm	
	0					13 ~ 41 ppm	
	0					13 ~ 41 ppm	
							Boring RI-SP 15 was terminated due to refusal at approximately 24' bsg
30							
35							
40							


Nominal I.D. of Hole	in.
Nominal I.D. of Barrel Sampler	1 3/8 in

The subsurface information shown hereon was obtained for the design and estimating purposes for our client. It is made available to authorized users only that they may have access to the same information available to our client. It is presented in good faith, but it is not intended as a substitute for investigations, interpretations or judgment of such authorized users. Information on the logs should not be relied upon without the geotechnical engineers recommendations contained in the report from which these logs were extracted.

Pp: Pocket Penetrometer; DP: Direct Push

Approximate Change in Strata: _____ Inferred Change in Strata: _____

Soil descriptions represent a field identification after D. M. Burmister unless otherwise noted.

				PROJECT NAME: 200 Hamilton Ave		GEOPROBE NO. RI-SP 16	
				LOCATION: Valhalla, NY		JOB NO. 12836	
				METHOD: Direct push		GROUND ELEVATION: n/a	
GEOPROBE BY: AARCO				DATE STARTED: 9/10/2022		GROUNDWATER TABLE DEPTH:	
INSPECTOR: Joe A				DATE COMPLETED: 9/10/2022		0 Hr.	24 Hr.
		Date				9/10/22	
DEPTH (ft)	RECOVERY (in)	SAMPLE TUBE No.	DEPTH		ENVIRONMENTAL SOIL SAMPLE NAME	SOIL DESCRIPTION AND STRATIFICATION	PID
			FROM (ft)	TO (ft)			
0	12					Dark brown coarse to fine sand, some silty, asphalt debris, weathered rock fragments, moist	
	12						
	12						
	6						
	0						
5	12					Dark grey and greenish brown silty sand, weathered rock fragments strong fuel odor	18ppm
	12						18ppm
	12						18ppm
	4						18ppm
	0						18ppm
10	12					As above, moist, strong fuel odor	18ppm
	12						18ppm
	12						18ppm
	0						18ppm
	0						18ppm
15	12					As above, moist, strong fuel odor	18ppm
	12						18ppm
	12						18ppm
	0						18ppm
	0						18ppm
20	12					As above, moist, strong fuel odor	18ppm
	12						18ppm
	6						18ppm
	0						18ppm
	0						18ppm
25	12					Boring RI-SP 16 was terminated due to refusal at approximately 19' bsg	
	12						
	12						
	12						
	12						
30	12						
	12						
	12						
	12						
	12						
35	12						
	12						
	12						
	12						
	12						
40	12						
	12						
	12						
	12						
	12						


Nominal I.D. of Hole	in.
Nominal I.D. of Barrel Sampler	1 1/2 in.

The subsurface information shown hereon was obtained for the design and estimating purposes for our client. It is made available to authorized users only that they may have access to the same information available to our client. It is presented in good faith, but it is not intended as a substitute for investigations, interpretations or judgment of such authorized users. Information on the logs should not be relied upon without the geotechnical engineers recommendations contained in the report from which these logs were extracted.

Pp: Pocket Penetrometer; DP: Direct Push


Approximate Change in Strata: _____ Inferred Change in Strata: _____

Soil descriptions represent a field identification after D. M. Burmister unless otherwise noted.

	PROJECT NAME:	WP Mall Cleaners and Gas Station				MONITORING WELL NO.	TW-1			
	PROJECT LOCATION:	200 Hamilton Ave.				JOB NO.	12636			
						GROUND ELEVATION:				
BORING BY:	AARCO	DATE STARTED	10/13/22	DEVELOPMENT PERIOD	hr with recharge	INSIDE CASING DIAMETER (in)	2			
INSPECTOR:	CC	DATE COMPLETED	10/13/22	DEVELOPMENT METHOD	Pumping	BOREHOLE DIAMETER (in)	3			
NJ DEP PERMIT NO.:		DATE DEVELOPED	10/13/22	DEVELOPMENT RATE	1.25 gpm	INITIAL WATER LEVEL (ft):	19.6			
WELL CONSTRUCTION		DEPTH (ft)	Sample	Blows on Spoon				REC	SOIL DESCRIPTION AND STRATIFICATION	P.I.D.
		0		0/6	6/12	12/18	18/24	(in)		
Depth (feet below grade) Top of Casing 0 Ground Surface 0 Top of Riser 0.3 Top of Seal 2 Top of Sand Pack 4 Top of Screen 16 Bottom of Screen 26 Bottom of Boring 26 Remarks									N/A No boring performed	
Casing Type: Steel Manhole Well Cap: Yes Grout Type: Cement Well Key: NO Riser Pipe: PVC Sand/Gravel Pack Size: #2 Screen Size: 0.01		5								
		10								
		15								
		20								
		25								
		30								
		35								
		40								


Approximate Change in Strata: _____ Inferred Change in Strata: _____

The subsurface information shown hereon was obtained for the design and estimating purposes for our client. It is made available to authorized users only that they may have access to the same information available to our client. It is presented in good faith, but it is not intended as a substitute for investigations, interpretations or judgment of such authorized users. Information on the logs should not be relied upon without the geotechnical engineers recommendations contained in the report from which these logs were extracted. Soil descriptions represent a field identification after D. M. Burmister unless otherwise noted.

	PROJECT NAME:	WP Mall Cleaners and Gas Station				MONITORING WELL NO.	TW-2			
	PROJECT LOCATION:	200 Hamilton Ave.				JOB NO.	12636			
						GROUND ELEVATION:	-			
BORING BY:	AARCO	DATE STARTED	10/13/22	DEVELOPMENT PERIOD	25 mins	INSIDE CASING DIAMETER (in)	2			
INSPECTOR:	CC	DATE COMPLETED	10/13/22	DEVELOPMENT METHOD	Pumping	BOREHOLE DIAMETER (in)	3			
NJ DEP PERMIT NO.:		DATE DEVELOPED	10/13/22	DEVELOPMENT RATE	1.25 gpm	INITIAL WATER LEVEL (ft):	10'			
WELL CONSTRUCTION		DEPTH (ft)	Sample	Blows on Spoon				REC	SOIL DESCRIPTION AND STRATIFICATION	P.I.D.
		0		0/6	6/12	12/18	18/24	(in)		
Depth (feet below grade) Top of Casing 0 Ground Surface 0 Top of Riser 0.3 Top of Seal 2 Top of Sand Pack 4 Top of Screen 7.6 Bottom of Screen 17.6 Bottom of Boring 30 Remarks		0							N/A No boring performed	
Casing Type: Steel Manhole		5								
Well Cap: Yes		10								
Grout Type: Cement		15								
Well Key: NO		20								
Riser Pipe: PVC		25								
Sand/Gravel Pack Size: #2		30								
Screen Size: 0.01		35								
		40								


Approximate Change in Strata: _____ Inferred Change in Strata: _____

The subsurface information shown hereon was obtained for the design and estimating purposes for our client. It is made available to authorized users only that they may have access to the same information available to our client. It is presented in good faith, but it is not intended as a substitute for investigations, interpretations or judgment of such authorized users. Information on the logs should not be relied upon without the geotechnical engineers recommendations contained in the report from which these logs were extracted. Soil descriptions represent a field identification after D. M. Burmister unless otherwise noted.

	PROJECT NAME:	WP Mall Cleaners and Gas Station				MONITORING WELL NO.	TW-3			
	PROJECT LOCATION:	200 Hamilton Ave.				JOB NO.	12636			
						GROUND ELEVATION:	-			
BORING BY:	AARCO	DATE STARTED	10/13/22	DEVELOPMENT PERIOD	25 mins	INSIDE CASING DIAMETER (in)	2			
INSPECTOR:	CC	DATE COMPLETED	10/13/22	DEVELOPMENT METHOD	Pumping	BOREHOLE DIAMETER (in)	3			
NJ DEP PERMIT NO.:		DATE DEVELOPED	10/13/22	DEVELOPMENT RATE	1.25 gpm	INITIAL WATER LEVEL (ft):	10'			
WELL CONSTRUCTION		DEPTH (ft)	Sample	Blows on Spoon				REC	SOIL DESCRIPTION AND STRATIFICATION	P.I.D.
				0/6	6/12	12/18	18/24			
Depth (feet below grade) Top of Casing 0 Ground Surface 0 Top of Riser 0.3 Top of Seal 1 Top of Sand Pack 3 Top of Screen 6.8 Bottom of Screen 16.8 Bottom of Boring 30 Remarks		0							N/A No boring performed	
Casing Type: Steel Manhole Well Cap: Yes Grout Type: Cement Well Key: NO Riser Pipe: PVC Sand/Gravel Pack Size: #2 Screen Size: 0.01		5								
		10								
		15								
		20								
		25								
		30								
		35								
		40								


Approximate Change in Strata: _____ Inferred Change in Strata: _____

The subsurface information shown hereon was obtained for the design and estimating purposes for our client. It is made available to authorized users only that they may have access to the same information available to our client. It is presented in good faith, but it is not intended as a substitute for investigations, interpretations or judgment of such authorized users. Information on the logs should not be relied upon without the geotechnical engineers recommendations contained in the report from which these logs were extracted. Soil descriptions represent a field identification after D. M. Burmister unless otherwise noted.

	PROJECT NAME:	WP Mall Cleaners and Gas Station				MONITORING WELL NO.	TW-4			
	PROJECT LOCATION:	200 Hamilton Ave.				JOB NO.	12636			
						GROUND ELEVATION:	-			
BORING BY:	AARCO	DATE STARTED	10/27/22	DEVELOPMENT PERIOD	10 mins	INSIDE CASING DIAMETER (in)	2			
INSPECTOR:	CC	DATE COMPLETED	10/27/22	DEVELOPMENT METHOD	Pumping	BOREHOLE DIAMETER (in)	4			
NJ DEP PERMIT NO.:		DATE DEVELOPED	10/27/22	DEVELOPMENT RATE	1.5 gpm	INITIAL WATER LEVEL (ft):	9			
WELL CONSTRUCTION		DEPTH (ft)	Sample	Blows on Spoon				REC	SOIL DESCRIPTION AND STRATIFICATION	P.I.D.
		0		0/6	6/12	12/18	18/24	(in)		
Depth (feet below grade) Top of Casing 0 Ground Surface 0 Top of Riser 0.5 Top of Seal 1 Top of Sand Pack 4 Top of Screen 7 Bottom of Screen 22 Bottom of Boring 22.5 Remarks		0							N/A No boring performed	
Casing Type: Steel Manhole		5								
Well Cap: Yes										
Grout Type: Concrete/Cement										
Well Key: No		10								
Riser Pipe: PVC										
		15								
Sand/Gravel Pack Size: #2 ANSI 61 Screen Size: 0.01		20								
		25								
		30								
		35								
		40								


Approximate Change in Strata: _____ Inferred Change in Strata: _____

The subsurface information shown hereon was obtained for the design and estimating purposes for our client. It is made available to authorized users only that they may have access to the same information available to our client. It is presented in good faith, but it is not intended as a substitute for investigations, interpretations or judgment of such authorized users. Information on the logs should not be relied upon without the geotechnical engineers recommendations contained in the report from which these logs were extracted. Soil descriptions represent a field identification after D. M. Burmister unless otherwise noted.

	PROJECT NAME:	WP Mall Cleaners and Gas Station				MONITORING WELL NO.	MW-4				
	PROJECT LOCATION:	200 Hamilton Ave.				JOB NO.	12636				
						GROUND ELEVATION:	-				
BORING BY:	AARCO	DATE STARTED	10/27/22	DEVELOPMENT PERIOD	10 mins	INSIDE CASING DIAMETER (in)	2				
INSPECTOR:	CC	DATE COMPLETED	10/27/22	DEVELOPMENT METHOD	Pumping	BOREHOLE DIAMETER (in)	4				
NJ DEP PERMIT NO.:		DATE DEVELOPED	10/27/22	DEVELOPMENT RATE	1.5 gpm	INITIAL WATER LEVEL (ft):	9				
WELL CONSTRUCTION			H (ft)	Sample	Blows on Spoon				REC (in)	SOIL DESCRIPTION AND STRATIFICATION	P.I.D.
					0/6	6/12	8	4			
Depth (feet below grade) Top of Casing: 0 Ground Surface: 0 Top of Riser: 0.5 Top of Seal: 1 Top of Sand Pack: 2.5 Top of Screen: 7 Bottom of Screen: 22 Bottom of Boring: 22.5 Remarks:			0							N/A No boring performed	
Casing Type: Steel Manhole Well Cap: Yes Grout Type: Cement Well Key: NO Riser Pipe: PVC Sand/Gravel Pack Size: #2 ANSI 61 Screen Size: 0.01			5								
			10								
			15								
			20								
			25								
			30								
			35								
			40								


Approximate Change in Strata: _____ Inferred Change in Strata: _____

The subsurface information shown hereon was obtained for the design and estimating purposes for our client. It is made available to authorized users only that they may have access to the same information available to our client. It is presented in good faith, but it is not intended as a substitute for investigations, interpretations or judgment of such authorized users. Information on the logs should not be relied upon without the geotechnical engineers recommendations contained in the report from which these logs were extracted. Soil descriptions represent a field identification after D. M. Burmister unless otherwise noted.

	PROJECT NAME:	WP Mall Cleaners and Gas Station				MONITORING WELL NO.	MW-1				
	PROJECT LOCATION:	200 Hamilton Ave.				JOB NO.	12636				
						GROUND ELEVATION:	-				
BORING BY:	AARCO	DATE STARTED	11/3/22	DEVELOPMENT PERIOD	1 Hr	INSIDE CASING DIAMETER (in)	2				
INSPECTOR:	CC	DATE COMPLETED	11/3/22	DEVELOPMENT METHOD	Pumping	BOREHOLE DIAMETER (in)	4				
NJ DEP PERMIT NO.:		DATE DEVELOPED	11/3/22	DEVELOPMENT RATE	1.5 gpm	INITIAL WATER LEVEL (ft):	20'				
WELL CONSTRUCTION			H (ft)	Sample	Blows on Spoon				REC (in)	SOIL DESCRIPTION AND STRATIFICATION	P.I.D.
					0/6	6/12	8	4			
Depth (feet below grade) Top of Casing 0 Ground Surface 0 Top of Riser 0.5 Top of Seal 1 Top of Sand Pack 4 Top of Screen 6 Bottom of Screen 21 Bottom of Boring 21 Remarks			0							N/A No boring performed	
Casing Type: Steel Manhole Well Cap: Yes Grout Type: Cement Well Key: NO Riser Pipe: PVC Sand/Gravel Pack Size: #2 ANSI 61 Screen Size: 0.01			5								
			10								
			15								
			20								
			25								
			30								
			35								
			40								

Approximate Change in Strata: _____ Inferred Change in Strata: _____


The subsurface information shown hereon was obtained for the design and estimating purposes for our client. It is made available to authorized users only that they may have access to the same information available to our client. It is presented in good faith, but it is not intended as a substitute for investigations, interpretations or judgment of such authorized users. Information on the logs should not be relied upon without the geotechnical engineers recommendations contained in the report from which these logs were extracted. Soil descriptions represent a field identification after D. M. Burmister unless otherwise noted.

	PROJECT NAME:	250 Hamilton Ave			MONITORING WELL NO.	SMP-MW-4			
	PROJECT LOCATION:	White Plains, NY			JOB NO.	12636/ 13104			
					GROUND ELEVATION:				
BORING BY: AARCO (Rob +2)	DATE STARTED	12/8/23	DEVELOPMENT PERIOD	Until clear	INSIDE CASING DIAMETER (in)	2			
INSPECTOR: Emily Quach, Matthew M	DATE COMPLETED	12/8/23	DEVELOPMENT METHOD	Sub Pump	BOREHOLE DIAMETER (in)	4			
	DATE DEVELOPED	12/8/23	DEVELOPMENT RATE	NA	INITIAL WATER LEVEL (ft):	3.7			
WELL CONSTRUCTION	DEPTH (ft)	Sample	Blows on Spoon				REC	SOIL DESCRIPTION AND STRATIFICATION	P.I.D.
			0/6	6/12	12/18	18/24			
Depth (feet below grade) Top of Riser +5.4' Ground Surface 0 Top of Casing N/A Top of Seal 0 Top of Sand Pack 1.9' Top of Screen 2.9' Bottom of Screen 6.9' Bottom of Boring 6.9'	0						Direct Push Well Install - No Soil Classification		
Casing Type: Stickup Well Cap: J plug Grout Type: Hydraulic cement Bentonite Well Key: Riser Pipe: 2" PVC Sand/Gravel Pack Size: #2 Screen Size: 20 slot	5							Boring Complete at 7 Feet BGS	
	10								
	15								
	20								
	25								
	30								
	35								
	40								
Remarks									

Approximate Change in Strata: _____ Inferred Change in Strata: _____


The subsurface information shown hereon was obtained for the design and estimating purposes for our client. It is made available to authorized users only that they may have access to the same information available to our client. It is presented in good faith, but it is not intended as a substitute for investigations, interpretations or judgment of such authorized users. Information on the logs should not be relied upon without the geotechnical engineers recommendations contained in the report from which these logs were extracted. Soil descriptions represent a field identification after D. M. Burmister unless otherwise noted.

FIGURE 2.2B

	PROJECT NAME:	250 Hamilton Ave				MONITORING WELL NO.	SMP-TW-4		
	PROJECT LOCATION:	White Plains, NY				JOB NO.	12636/ 13104		
						GROUND ELEVATION:			
BORING BY: AARCO (Rob +2)	DATE STARTED	12/8/23	DEVELOPMENT PERIOD	Until Clear	INSIDE CASING DIAMETER (in)	2			
INSPECTOR: Emily Quach, Matthew M	DATE COMPLETED	12/8/23	DEVELOPMENT METHOD	Sub Pump	BOREHOLE DIAMETER (in)	4			
	DATE DEVELOPED	12/8/23	DEVELOPMENT RATE	NA	INITIAL WATER LEVEL (ft):	6.32			
WELL CONSTRUCTION	DEPTH (ft)	Sample	Blows on Spoon				REC (in)	SOIL DESCRIPTION AND STRATIFICATION	P.I.D.
			0/6	6/12	12/18	18/24			
Depth (feet below grade) Top of Riser +4.9' Ground Surface 0 Top of Casing N/A Top of Seal 0 Top of Sand Pack 1.8' Top of Screen 2.8' Bottom of Screen 6.8' Bottom of Boring 6.8'	0						Direct Push Well Install - No Soil Classification		
Casing Type: Stickup Well Cap: J plug Grout Type: Hydraulic cement Bentonite Well Key: Riser Pipe: 2" PVC Sand/Gravel Pack Size: #2 Screen Size: 20 slot	5							Boring Complete at 7 Feet BGS	
	10								
	15								
	20								
	25								
	30								
	35								
	40								
Remarks									


Approximate Change in Strata: _____ Inferred Change in Strata: _____

The subsurface information shown hereon was obtained for the design and estimating purposes for our client. It is made available to authorized users only that they may have access to the same information available to our client. It is presented in good faith, but it is not intended as a substitute for investigations, interpretations or judgment of such authorized users. Information on the logs should not be relied upon without the geotechnical engineers recommendations contained in the report from which these logs were extracted. Soil descriptions represent a field identification after D. M. Burmister unless otherwise noted.

	PROJECT NAME:	250 Hamilton Ave			MONITORING WELL NO.	SMP-MW-6			
	PROJECT LOCATION:	White Plains, NY			JOB NO.	12636/ 13104			
					GROUND ELEVATION:				
BORING BY: AARCO (Rob +2)	DATE STARTED	11/8/23	DEVELOPMENT PERIOD	Until Clear	INSIDE CASING DIAMETER (in)	2			
INSPECTOR: Emily Quach, James Bind	DATE COMPLETED	11/8/23	DEVELOPMENT METHOD	Sub Pump	BOREHOLE DIAMETER (in)	6			
	DATE DEVELOPED	12/12/23	DEVELOPMENT RATE	NA	INITIAL WATER LEVEL (ft) FROM TOP OF RISER	6.2			
WELL CONSTRUCTION	DEPTH (ft)	Sample	Blows on Spoon				REC	SOIL DESCRIPTION AND STRATIFICATION	P.I.D.
			0/6	6/12	12/18	18/24			
Depth (feet below grade) Top of Riser +6 Ground Surface 0 Top of Casing N/A Top of Seal 0 Top of Sand Pack 1 Top of Screen 1 Bottom of Screen 3 Bottom of Boring 3	0						No Soil Classification		
Casing Type: Stickup Well Cap: J plug Grout Type: Hydraulic cement Bentonite Well Key: Riser Pipe: 2" PVC Sand/Gravel Pack Size: #2 Screen Size: 20 slot	5								
	10								
	15								
	20								
	25								
	30								
	35								
	40								
Remarks									


Approximate Change in Strata: _____ Inferred Change in Strata: _____

The subsurface information shown hereon was obtained for the design and estimating purposes for our client. It is made available to authorized users only that they may have access to the same information available to our client. It is presented in good faith, but it is not intended as a substitute for investigations, interpretations or judgment of such authorized users. Information on the logs should not be relied upon without the geotechnical engineers recommendations contained in the report from which these logs were extracted. Soil descriptions represent a field identification after D. M. Burmister unless otherwise noted.

	PROJECT NAME:	250 Hamilton Ave			MONITORING WELL NO.	SMP-MW-7			
	PROJECT LOCATION:	White Plains, NY			JOB NO.	12636/ 13104			
					GROUND ELEVATION:				
BORING BY: AARCO (Rob +2)	DATE STARTED	11/8/23	DEVELOPMENT PERIOD	Until Clear	INSIDE CASING DIAMETER (in)	2			
INSPECTOR: Emily Quach, James Bind	DATE COMPLETED	11/8/23	DEVELOPMENT METHOD	Sub Pump	BOREHOLE DIAMETER (in)	6			
	DATE DEVELOPED	12/12/23	DEVELOPMENT RATE	NA	INITIAL WATER LEVEL (ft): FROM TOP OF 6' RISER	6.2			
WELL CONSTRUCTION	DEPTH (ft)	Sample	Blows on Spoon				REC	SOIL DESCRIPTION AND STRATIFICATION	P.I.D.
			0/6	6/12	12/18	18/24			
Depth (feet below grade) Top of Riser +6 Ground Surface 0 Top of Casing N/A Top of Seal 0 Top of Sand Pack 1 Top of Screen 1 Bottom of Screen 3 Bottom of Boring 3	0						No Soil Classification		
Casing Type: Stickup	5								
Well Cap: J plug Grout Type: Hydraulic cement									
Bentonite									
Well Key:	10								
Riser Pipe: 2" PVC									
	15								
Sand/Gravel Pack Size: #2	20								
Screen Size: 20 slot	25								
	30								
	35								
	40								
Remarks									


Approximate Change in Strata: _____ Inferred Change in Strata: _____

The subsurface information shown hereon was obtained for the design and estimating purposes for our client. It is made available to authorized users only that they may have access to the same information available to our client. It is presented in good faith, but it is not intended as a substitute for investigations, interpretations or judgment of such authorized users. Information on the logs should not be relied upon without the geotechnical engineers recommendations contained in the report from which these logs were extracted. Soil descriptions represent a field identification after D. M. Burmister unless otherwise noted.

	PROJECT NAME:	250 Hamilton Ave			MONITORING WELL NO.	SMP-MW-8			
	PROJECT LOCATION:	White Plains, NY			JOB NO.	12636/ 13104			
					GROUND ELEVATION:				
BORING BY: AARCO (Rob +2)	DATE STARTED	12/12/23	DEVELOPMENT PERIOD	Until Clear	INSIDE CASING DIAMETER (in)	2			
INSPECTOR: Emily Quach, James Bind	DATE COMPLETED	12/12/23	DEVELOPMENT METHOD	Sub Pump	BOREHOLE DIAMETER (in)	4			
	DATE DEVELOPED	12/12/23	DEVELOPMENT RATE	NA	INITIAL WATER LEVEL (ft):	6.05			
WELL CONSTRUCTION	DEPTH (ft)	Sample	Blows on Spoon				REC	SOIL DESCRIPTION AND STRATIFICATION	P.I.D.
			0/6	6/12	12/18	18/24			
Depth (feet below grade) Top of Riser +4.78' Ground Surface 0 Top of Casing N/A Top of Seal 0 Top of Sand Pack 1' Top of Screen 1' Bottom of Screen 5' Bottom of Boring 5'	0						Direct Push Well Install - No Soil Classification		
Casing Type: Stickup Well Cap: J plug Grout Type: Hydraulic cement Bentonite Well Key: Riser Pipe: 2" PVC Sand/Gravel Pack Size: #2 Screen Size: 20 slot	5						Boring Complete at 5 Feet BGS		
	10								
	15								
	20								
	25								
	30								
	35								
	40								
Remarks									


Approximate Change in Strata: _____ Inferred Change in Strata: _____

The subsurface information shown hereon was obtained for the design and estimating purposes for our client. It is made available to authorized users only that they may have access to the same information available to our client. It is presented in good faith, but it is not intended as a substitute for investigations, interpretations or judgment of such authorized users. Information on the logs should not be relied upon without the geotechnical engineers recommendations contained in the report from which these logs were extracted. Soil descriptions represent a field identification after D. M. Burmister unless otherwise noted.

	PROJECT NAME:	250 Hamilton Ave			MONITORING WELL NO.	SMP-MW-9				
	PROJECT LOCATION:	White Plains, NY			JOB NO.	12636/ 13104				
					GROUND ELEVATION:					
BORING BY: AARCO (Rob +2)	DATE STARTED	12/12/23	DEVELOPMENT PERIOD	Until Clear	INSIDE CASING DIAMETER (in)	2				
INSPECTOR: Emily Quach, James Bind	DATE COMPLETED	12/12/23	DEVELOPMENT METHOD	Sub Pump	BOREHOLE DIAMETER (in)	6				
	DATE DEVELOPED	12/12/23	DEVELOPMENT RATE	NA	INITIAL WATER LEVEL (ft):	6.16				
WELL CONSTRUCTION		DEPTH (ft)	Sample	Blows on Spoon				REC	SOIL DESCRIPTION AND STRATIFICATION	P.I.D.
				0/6	6/12	12/18	18/24			
Depth (feet below grade) Top of Riser 4.95' Ground Surface 0 Top of Casing N/A Top of Seal 0 Top of Sand Pack 1' Top of Screen 2' Bottom of Screen 8' Bottom of Boring 8'		0							Direct Push Well Install - No Soil Classification	
Casing Type: Stickup Well Cap: J plug Grout Type: Hydraulic cement Bentonite Well Key: Riser Pipe: 2" PVC Sand/Gravel Pack Size: #2 Screen Size: 20 slot		5								
		10							Boring Complete at 8 Feet BGS	
		15								
		20								
		25								
		30								
		35								
		40								
Remarks										


Approximate Change in Strata: _____ Inferred Change in Strata: _____

The subsurface information shown hereon was obtained for the design and estimating purposes for our client. It is made available to authorized users only that they may have access to the same information available to our client. It is presented in good faith, but it is not intended as a substitute for investigations, interpretations or judgment of such authorized users. Information on the logs should not be relied upon without the geotechnical engineers recommendations contained in the report from which these logs were extracted. Soil descriptions represent a field identification after D. M. Burmister unless otherwise noted.

	PROJECT NAME:	250 Hamilton Ave			MONITORING WELL NO.	SMP-MW-101				
	PROJECT LOCATION:	White Plains, NY			JOB NO.	12636/ 13104				
					GROUND ELEVATION:					
BORING BY: AARCO (Rob +2)	DATE STARTED	11/8/23	DEVELOPMENT PERIOD	Until Clear	INSIDE CASING DIAMETER (in)	2				
INSPECTOR: Emily Quach, James Bind	DATE COMPLETED	11/8/23	DEVELOPMENT METHOD	Sub Pump	BOREHOLE DIAMETER (in)	6				
	DATE DEVELOPED	12/12/23	DEVELOPMENT RATE	NA	INITIAL WATER LEVEL (ft) FROM TOP OF 6' RISER	6.2				
WELL CONSTRUCTION		DEPTH (ft)	Sample	Blows on Spoon				REC (in)	SOIL DESCRIPTION AND STRATIFICATION	P.I.D.
				0/6	6/12	12/18	18/24			
Depth (feet below grade) Top of Riser +6 Ground Surface 0 Top of Casing N/A Top of Seal 0 Top of Sand Pack 1 Top of Screen 1 Bottom of Screen 3 Bottom of Boring 3		0						No Soil Classification		
Casing Type: Stickup Well Cap: J plug Grout Type: Hydraulic cement Bentonite Well Key: Riser Pipe: 2" PVC Sand/Gravel Pack Size: #2 Screen Size: 20 slot		5								
		10								
		15								
		20								
		25								
		30								
		35								
		40								
Remarks										

Approximate Change in Strata: _____ Inferred Change in Strata: _____


The subsurface information shown hereon was obtained for the design and estimating purposes for our client. It is made available to authorized users only that they may have access to the same information available to our client. It is presented in good faith, but it is not intended as a substitute for investigations, interpretations or judgment of such authorized users. Information on the logs should not be relied upon without the geotechnical engineers recommendations contained in the report from which these logs were extracted. Soil descriptions represent a field identification after D. M. Burmister unless otherwise noted.

	PROJECT NAME:	250 Hamilton Ave			MONITORING WELL NO.	SMP-MW-102			
	PROJECT LOCATION:	White Plains, NY			JOB NO.	12636/ 13104			
					GROUND ELEVATION:				
BORING BY: AARCO (Rob +2)	DATE STARTED	11/8/23	DEVELOPMENT PERIOD	Until Clear	INSIDE CASING DIAMETER (in)	2			
INSPECTOR: Emily Quach, James Bind	DATE COMPLETED	11/8/23	DEVELOPMENT METHOD	Sub Pump	BOREHOLE DIAMETER (in)	6			
	DATE DEVELOPED	12/12/23	DEVELOPMENT RATE	NA	INITIAL WATER LEVEL (ft): FROM TOP OF 6' RISER	6.2			
WELL CONSTRUCTION	DEPTH (ft)	Sample	Blows on Spoon				REC	SOIL DESCRIPTION AND STRATIFICATION	P.I.D.
			0/6	6/12	12/18	18/24			
Depth (feet below grade) Top of Riser +6 Ground Surface 0 Top of Casing N/A Top of Seal 0 Top of Sand Pack 1 Top of Screen 1 Bottom of Screen 3 Bottom of Boring 3	0						No Soil Classification		
Casing Type: Stickup Well Cap: J plug Grout Type: Hydraulic cement Bentonite Well Key: Riser Pipe: 2" PVC Sand/Gravel Pack Size: #2 Screen Size: 20 slot	5								
	10								
	15								
	20								
	25								
	30								
	35								
	40								
Remarks									

Approximate Change in Strata: _____ Inferred Change in Strata: _____

The subsurface information shown hereon was obtained for the design and estimating purposes for our client. It is made available to authorized users only that they may have access to the same information available to our client. It is presented in good faith, but it is not intended as a substitute for investigations, interpretations or judgment of such authorized users. Information on the logs should not be relied upon without the geotechnical engineers recommendations contained in the report from which these logs were extracted. Soil descriptions represent a field identification after D. M. Burmister unless otherwise noted.

FIGURE 2.2B

	PROJECT NAME:	250 Hamilton Ave			MONITORING WELL NO.	SMP-TW-2				
	PROJECT LOCATION:	White Plains, NY			JOB NO.	12636/ 13104				
					GROUND ELEVATION:					
BORING BY: AARCO (Rob +2)	DATE STARTED	11/8/23	DEVELOPMENT PERIOD	Until Clear	INSIDE CASING DIAMETER (in)	2				
INSPECTOR: Emily Quach, James Bind	DATE COMPLETED	11/8/23	DEVELOPMENT METHOD	Sub Pump	BOREHOLE DIAMETER (in)	6				
	DATE DEVELOPED	12/12/23	DEVELOPMENT RATE	NA	INITIAL WATER LEVEL (ft): FROM TOP OF 6' RISER	6.2				
WELL CONSTRUCTION		DEPTH (ft)	Sample	Blows on Spoon				REC	SOIL DESCRIPTION AND STRATIFICATION	P.I.D.
		0		0/6	6/12	12/18	18/24	(in)		
Depth (feet below grade) Top of Riser +6 Ground Surface 0 Top of Casing N/A Top of Seal 0 Top of Sand Pack 1 Top of Screen 1 Bottom of Screen 3 Bottom of Boring 3									No Soil Classification	
Casing Type: Stickup Well Cap: J plug Grout Type: Hydraulic cement Bentonite Well Key: Riser Pipe: 2" PVC Sand/Gravel Pack Size: #2 Screen Size: 20 slot		5								
		10								
		15								
		20								
		25								
		30								
		35								
		40								
Remarks										

Approximate Change in Strata: _____ Inferred Change in Strata: _____

The subsurface information shown hereon was obtained for the design and estimating purposes for our client. It is made available to authorized users only that they may have access to the same information available to our client. It is presented in good faith, but it is not intended as a substitute for investigations, interpretations or judgment of such authorized users. Information on the logs should not be relied upon without the geotechnical engineers recommendations contained in the report from which these logs were extracted. Soil descriptions represent a field identification after D. M. Burmister unless otherwise noted.

Appendix D:
Quality Assurance Project Plan

WP Mall Cleaners & Gas Station Site

**WHITE PLAINS, NEW YORK
NYSDEC NUMBER: C360221**

Quality Assurance Project Plan (QAPP)

Prepared for:

**Hamilton Green I Partners LLC
c/o Knauf Shaw
1400 Crossroads Building
2 State Street
Rochester, New York 14614**

Prepared by:

**SESI CONSULTING ENGINEERS, D.P.C.
959 Route 46E, Floor 3, Suite 300
Parsippany NJ 07054**

**SEPTEMBER 2021
REVISED AUGUST 2023**

Table of Contents

1.0	PROJECT DESCRIPTION	1
2.1	Project Principal	2
2.2	Principal Engineer	2
2.3	Project Manager	2
2.4	Remedial Investigation Program Manager	2
2.5	Field Team Leader	2
2.6	Quality Assurance Officer	3
3.0	QA/QC OBJECTIVES FOR MEASUREMENT OF DATA	3
3.1	COMPLETENESS	3
3.2	REPRESENTATIVENESS	3
3.3	COMPARABILITY	4
3.4	PRECISION AND ACCURACY	4
4.0	SAMPLING PROCEDURES	5
4.1	SAMPLING PROGRAM	5
4.1.1	Drilling/Sampling Procedures	6
4.1.2	Monitoring Well Completion	6
4.1.3	Well Development	7
4.1.4	Decontamination	8
4.1.5	PFAS Sampling Considerations	8
4.2	GROUNDWATER SAMPLING PROGRAM	9
4.2.1	Well Evacuation	9
4.2.2	Sampling Procedure	9
4.3	Soil Vapor Sampling	10
4.4	SAMPLE PRESERVATION AND SHIPMENT	11
5.0	SAMPLE CUSTODY	11
5.1	FIELD SAMPLE CUSTODY	11
5.2	LABORATORY SAMPLE CUSTODY	12
5.3	FINAL EVIDENCE FILES	12
6.0	CALIBRATION PROCEDURES	13
7.0	ANALYTICAL PROCEDURES	13
7.1	VOLATILE ORGANICS (VOA)	13
7.2	SEMI-VOLATILE ORGANIC COMPOUNDS	13

7.3	PESTICIDE AND PCB COMPOUNDS	14
7.4	METALS	14
7.5	PER- AND POLYFLUOROALKYL SUBSTANCES.....	14
7.6	SITE SPECIFICITY OF ANALYSES.....	16

1.0 PROJECT DESCRIPTION

This document presents the quality assurance project plan (QAPP) for the Site Management Plan (SMP) of the property located at 250 Hamilton Avenue, Westchester County, White Plains, New York (the "Site"). The Site consists of a 1.808-acre parcel and is a new tax lot that was formerly a portion of two (2) contiguous lots totaling approximately 3.75 acres. The Site is identified as Tax Lot No. 125.67-5-1..1 and was formerly part of the Hamilton Green BCP Site No. 360177. In this report, when the property identified as 230 Hamilton Avenue is cited, this refers solely to the adjacent Hamilton Green BCP Site and when property identified as 200 Hamilton Avenue is cited, this refers to both the adjacent Hamilton Green BCP Site and this Site. The Site contains the former White Plains Mall parking lot and a portion of the former White Plains Mall. The mall and adjacent parking area were razed in September and October 2022. The Site is bounded to the north by Barker Avenue, to the east by Cottage Place, to the south by Hamilton Avenue, and to the west by the former White Plains Mall. The nearest surface water body is the Bronx River located approximately 0.6 miles west of the Site.

Historic Sanborn fire insurance maps, as outlined in AKRF's Phase I ESA, indicate that the Site contained several private residential dwellings, a candy manufacturer, and a gasoline station located on the southern portion of the Site with greasing operations and four (4) gasoline tanks at 250 Hamilton Avenue on the 1950 map. There is an adjacent off-site gas station with three (3) gasoline tanks at 230 Hamilton Avenue, located west of the Site on the 1930 through 1950 maps. Numerous private dwellings were shown within the current building footprint on historic Sanborn maps from 1894 to 1950. Based on these findings, the Phase I ESA identified the potential for abandoned underground storage tanks (USTs) and/or associated petroleum contamination in the Site subsurface associated with the gasoline stations and/or heating oil for the residential dwellings as a recognized environmental condition (REC). The former on-Site structures were likely present until construction of the current two-story shopping mall and east-adjacent asphalt-paved parking lot. Based on historic records and interviews, the western adjacent shopping mall was constructed in 1972 and has operated as the White Plains Mall with a variety of tenants since its construction, including potential dry cleaners listed in historic City Directories.

2.0 PROJECT ORGANIZATION

The RIWP will be conducted by Soils Engineering Services, Inc. (SESI), on behalf of Hamilton Green I Partners LLC. The organization of SESI's key project management and field staff, and respective areas of responsibility, is presented below.

2.1 Project Principal

Fuad Dahan PhD, P.E.

Provide technical and administrative oversight and guidance throughout the project, assist in securing company resources, participate in technical review of deliverables, and attend key meetings as needed.

2.2 Principal Engineer

Fuad Dahan, PhD, P.E.

Provide technical guidance and review of reports, analytical data. Will have key involvement in screening and development of remedial alternatives.

2.3 Project Manager

Steven Gustems

Responsible for maintaining the day-to-day schedule for completing the fieldwork and deliverables according to BCP program requirements and client expectations.

2.4 Remedial Program Manager

Steven Gustems

Responsible for coordinating and directing field efforts of SESI staff and subcontractors, and for maintaining that work is done according to QAPP specifications.

2.5 Field Team Leader

Jonathan Stuart

Responsible for overseeing field work during the RI, including observing subcontractors, maintaining field notes, and collecting samples of various environmental media, in accordance with the NYSDEC-approved Work Plan.

2.6 Quality Assurance Officer

Jonathan Stuart

Responsible for reviewing sampling procedures and certify that the data was collected and analyzed using the appropriate procedures.

3.0 QA/QC OBJECTIVES FOR MEASUREMENT OF DATA

In cases where NYSDOH ELAP Certification exists for a specific group or category of parameters, the laboratories performing analysis in connection with this project will have appropriate NYSDOH ELAP Certification. Analytical Service Protocol (ASP, June 2000) Category B deliverables are required for all samples. For QAPP procedures for PFAS and 1,4 Dioxane, see the Remedial Investigation Interim Remedial Measures Work Plan (RI IRMWP) Appendix E, Soil and Groundwater Sampling Plan for Emerging Contaminants.

Detection limits set by NYSDEC-ASP (June 2000) will be used for all sample analyses unless otherwise noted. If NYSDEC-ASP-dictated detection limits prove insufficient to assess project goals (i.e., comparison to drinking water standards or attainment of ARARs), then ASP Special Analytical Services (SAS) or other appropriate methods will be utilized.

The quality assurance/quality control objectives for all measurement data include completeness, representativeness, comparability, precision and accuracy.

3.1 COMPLETENESS

The analyses performed must be appropriate and inclusive. The parameters selected for analysis are chosen to meet the objectives of the study.

Completeness of the analyses will be assessed by comparing the number of parameters intended to be analyzed with the number of parameters successfully determined and validated. Data must meet QC acceptance criteria for 100 percent or more of requested determinations.

3.2 REPRESENTATIVENESS

Samples must be taken of the population and, where appropriate, the population will be characterized statistically to express the degree to which the data accurately and

precisely represent a characteristic of a population, parameter variations at a sampling point, a process, or environmental condition.

Non-dedicated sampling devices will be cleaned between sampling points by washing and rinsing with pesticide-grade methanol, followed by a thorough rinse with distilled water. Specific cleaning techniques are described in the Field Sampling Procedure. Two types of blank samples will accompany each sample set where Target Compound List (TCL) volatiles are to be analyzed (water matrix only). A trip blank, consisting of a 40 ml VOA vial of organic-free water prepared by the laboratory, will accompany each set of sample bottles from the laboratory to the field and back. This bottle will remain sealed throughout the shipment and sampling process. This blank will be analyzed for TCL volatile organic compounds along with the groundwater samples to ensure that contamination with TCL volatile compounds has not occurred during the bottle preparation, shipment and sampling phase of the project. In order to check for contaminant carryover when non-dedicated sampling equipment is used, a rinsate blank will be submitted to the laboratory. This blank will also be analyzed for TCL volatile organic compounds. The TCL compounds are identified in the United States Environmental Protection Agency (USEPA) Contract Laboratory Program dated October 2016.

The analysis results obtained from the determination of identical parameters in field duplicate samples can be used to further assess the representativeness of the sample data.

3.3 COMPARABILITY

Consistency in the acquisition, preparation, handling and analysis of samples is necessary in order for the results to be compared where appropriate. Additionally, the results obtained from analyses of the samples will be compared with the results obtained in previous studies, if available.

To ensure the comparability of analytical results with those obtained in previous or future testing, all samples will be analyzed by NYSDEC-approved methods. The NYSDEC-ASP mandated holding times for various analyses will be strictly adhered to.

3.4 PRECISION AND ACCURACY

The validity of the data produced will be assessed for precision and accuracy. Analytical methods which will be used include gas chromatography/mass spectrometry (GC/MS), gas chromatography (GC), colorimetry, atomic spectroscopy, gravimetric and titrametric

techniques. The following outlines the procedures for evaluating precision and accuracy, routine monitoring procedures, and corrective actions to maintain analytical quality control. All data evaluations will be consistent with NYSDEC-ASP procedures (June 2000). Data will be 100 percent compliant with NYSDEC-ASP requirements.

The number of duplicate, spiked and blank samples analyzed will a minimum of 1 duplicate for every 20 samples per each medium of groundwater and soil. The inclusion and frequency of analysis of field blanks will be on the order of one per every 20 samples (soil) but not more than one per day. For the aqueous matrix field blanks will be collected at a frequency of one per day. Samples to be analyzed for volatile organic compounds will be accompanied by a trip blank for each shipment and field blanks (water matrix) or field blanks (soil).

Quality assurance audit samples will be prepared and submitted by the laboratory QA manager for each analytical procedure used. The degree of accuracy and the recovery of analyte to be expected for the analysis of QA samples and spiked samples is dependent upon the matrix, method of analysis, and compound or element being determined. The concentration of the analyte relative to the detection limit is also a major factor in determining the accuracy of the measurement. The lower end of the analytical range for most analyses is generally accepted to be five times the detection limit. At or above this level, the determination and spike recoveries for metals in water samples will be expected to range from 75 to 125 percent. The recovery of organic surrogate compounds and matrix spiking compounds determined by GC/MS will be compared to the guidelines for recovery of individual compounds as established by the United States Environmental Protection Agency Contract Laboratory Program dated 7/85 or as periodically updated.

The quality of results obtained for inorganic ion and demand parameters will be assessed by comparison of QC data with laboratory control charts for each test.

4.0 SAMPLING PROCEDURES

4.1 SAMPLING PROGRAM

The sampling program for this project will include soil, groundwater and soil vapor. Soil samples will be collected from split spoon sampling or macrocore devices retrieved from soil borings. Groundwater samples will be collected from groundwater monitoring wells using low flow purging techniques. Soil vapor samples will be collected from vapor points screened in the vadose zone using Summa Canisters.

4.1.1 Drilling/Sampling Procedures

Soil and groundwater samples will be collected by means of a soil boring program. Soil borings shall be completed using the hollow stem auger drilling methods, direct push methods, or rotary drilling methods, whichever methods are determined to be best suited to site conditions by the SESI project manager and SESI field team leader.

Soil samples will be collected from soil borings and analyzed in accordance with the NYSDEC-approved Work Plan. Monitoring wells for groundwater sample collection will be installed in select completed soil borings. Either hollow stem auger (HSA) or direct push drilling methods may be utilized for monitoring well completion.

Samples of the encountered overburden materials shall be collected continuously during drilling so that a complete soil profile is examined and described by the SESI field geologist. The sampling method employed shall be ASTM D-1586/Split Barrel Sampling using a standard 2-foot long, 2-inch outside diameter split- spoon sampler with a 140-pound hammer, in cases where HSA methods are used. Upon retrieval of the sampling barrel, the collected sample shall be placed in glass jars and labeled, stored on site (on ice in a cooler if necessary), and transmitted to the appropriate testing laboratory or storage facility. Chain-of-custody procedures will be practiced following Section 15, EPA-600/4-82-029, Handbook for Sampling and Sample Preservation of Water and Waste Waters.

A geologist or engineer will be on site during the drilling operations to fully describe each soil sample, following the New York State Soil Description Procedure, and to retain representative portions of each sample.

The drilling contractor will be responsible for obtaining accurate and representative samples, informing the geologist of changes in drilling pressure, keeping a separate general log of soils encountered including blow counts [i.e., the number of blows from a soil sampling drive weight (140 pounds)] required to drive the split-spoon sampler in 6-inch increments and installing monitoring wells to levels directed by the supervising geologist following specifications further outlined in this protocol.

4.1.2 Monitoring Well Completion

Monitoring wells will be constructed of 0.010-inch slot size PVC well screen and riser casing. Other materials utilized for completion will be washed silica sand (Q-Rock No. 4 or approved equivalent) bentonite grout, Portland cement, and a protective steel locking

well casing and cap with locks. The depth of the wells will be determined based on the depth to water, type of contaminant and field conditions encountered.

The monitoring well installation method for wells installed within unconsolidated sediments shall be to place the screen and riser assembly into the casing once the screen interval has been selected. At that time, a washed silica sand pack will be placed around the well screen if required to prevent screen plugging. If a sand pack is not warranted, the auger string will be pulled back to allow the native aquifer material to collapse 2 to 3 feet above the top of the screen. Bentonite pellets will then be added to the annulus between the casing and the inside auger to insure proper sealing. Cement/bentonite grout will continue to be added during the extraction of the augers until the entire aquifer thickness has been sufficiently sealed off from horizontal and/or vertical flow above the screened interval. During placement of sand and bentonite pellets, frequent measurements will be made to check the height of the sand pack and thickness of bentonite layers by a weighted drop tape measure.

A bolt-down protective curb box will be installed, flush with the ground, or steel "stick-up" protective casing and secured by a Portland cement seal. The cement seal shall extend laterally at least 1 foot in all directions from the protective casing and shall slope gently away to drain water away from the well.

4.1.3 Well Development

All monitoring wells will be developed or cleared of all fine-grained materials and sediments that have settled in or around the well during installation so that the screen is transmitting representative portions of the groundwater. The development will be by one of two methods, pumping or bailing groundwater from the well until it yields relatively sediment-free water.

A decontaminated pump or bailer will be used and subsequently decontaminated after each use following procedures outlined in the Decontamination Protocol. Pumping or bailing will cease when the turbidity falls below 50 NTUs or until specific conductivity, pH, and temperature are stable (i.e., consecutive readings are within 10 percent with no overall upward or downward trends in measurements). Well development water will be contained in drums and properly disposed off-site.

4.1.4 Decontamination

All drilling equipment and associated tools including augers, drill rods, sampling equipment, wrenches and any other equipment or tools that have come in contact with contaminated materials will be decontaminated before any drilling on site begins, between each well, and prior to removing any equipment from the site. The preferred decontamination procedure will be to scrape the equipment from any residual soils and then rinse with water and Alconox®. Every effort will be made to minimize the generation of contaminated water, which will be drummed, to extent possible, for disposal.

4.1.5 PFAS Sampling Considerations

This section contains the materials limitations for Per- and polyfluoroalkyl substances sampling in accordance with the NYSDEC Sampling, Analysis, and Assessment of Per- and Polyfluoroalkyl Substances (April 2023).

The groundwater samples will be analyzed for PFAS using Modified USEPA Method 1633. Reporting limits for PFOA and PFOS will not exceed 2 nanograms per liter (ng/L). Category B deliverables and an electronic data deliverable will be completed.

PFAS are very persistent in the environment and in the human body. Due to their presence in a variety of products, persistence in the environment and very low drinking water standards, care must be used when groundwater sampling for PFAS to avoid cross contamination from the sampling equipment and personal protective equipment (PPE).

No fabric softener will be used on clothing to be worn in field. Cosmetics, moisturizers, hand cream, unauthorized sunscreen, insect repellent or other related products will not be used the morning of sampling. The field samplers will wear powder-free nitrile gloves while filling and sealing the sample bottles. The sampling equipment components and sample containers will not come in contact with material that may potentially contain PFAS such as aluminum foil, low density polyethylene (LDPE), glass or polytetrafluoroethylene (PTFE, Teflon™) materials including sample bottle cap liners with a PTFE layer. Clothing that contains PTFE material (including GORE-TEX®) or that have been waterproofed with PFAS materials will be avoided. Food and drink packaging materials will be avoided, as well.

Sampling will be performed using certified PFAS-free sampling materials such as stainless steel, high density polyethylene (HDPE), PVC, silicone, acetate or polypropylene pump and tubing. Rinse water must be laboratory-provided certified PFAS-free distilled or de-ionized water. Standard two step decontamination using Alconox® detergent and clean certified PFAS-free water rinse will be performed for equipment that does come in contact with PFAS materials.

No waterproof field books, plastic clipboards, binders, or spiral hard cover will be used for PFAS containers. No adhesives (i.e. Post-It® Notes), sharpies, or permanent markers will be used for PFAS containers. The PFAS containers will be labeled with ballpoint pens. PFAS samples will be stored in separate cooler filled with regular ice only with no chemical (blue) ice packs.

Pre-cleaned sample bottles with closures, coolers, sample labels and a chain of custody form will be provided by the laboratory.

4.2 GROUNDWATER SAMPLING PROGRAM.

4.2.1 Well Evacuation

Prior to sampling a monitoring well, the static water level will be recorded. All well data will be recorded on a field sampling record. The wells will be sampled in accordance with the USEPA guidelines for the Low Flow Purging Sampling (LFPS). The purpose of LFPS is to collect groundwater samples from monitoring wells that are representative of ambient groundwater conditions in the aquifer. The LFPS method reduces turbidity which is needed particularly when sampling for metals.

4.2.2 Sampling Procedure

The wells will be sampled using the LFPS technique. A flow rate of 100 ml to 250 ml per minute is used to purge the wells. Drawdown should not exceed 0.3 feet. QED bladder pumps or peristaltic pumps are used for this method. The pump intake is lowered to the mid-point of the water column or as subsurface features such as bedrock fractures or more permeable zones warrant. At the initiation of low flow purging a water level is recorded as well as field parameters. Field parameters are then monitored every five minutes during low flow purging using a flow through cell. When three consecutive measurements of pH differ by 0.1 units or less, with ORP within 10 mv or less, turbidity varies 10 percent or less, conductivity differs by 3 percent or less and dissolved oxygen by 10 percent or less, sampling may begin. Flow through cells are used so continuous

real time readings are made. When the parameters stabilize the flow through cell is disconnected and sample bottles are filled directly from the tubing.

4.3 Soil Vapor Sampling

Soil vapor sampling will be conducted in accordance with NYSDOH Guidance for Evaluating Soil Vapor Intrusion in New York State (October 2006). Soil vapor samples will be collected in the vadose zone from shallow (5 feet) well points. Each vapor point will be installed in a shallow boring drilled either by hand-operated equipment (e.g. hand auger or percussion hammer drill), or by a small truck-mounted drill rig. Drilling equipment used shall be based on soil conditions, and the method that provides the most practical approach.

Each vapor point will consist of an inert sampling tube (polyethylene, stainless steel, or Teflon®) with a 6-inch screened section at the bottom through which soil vapors can be sampled. The screen slot size will be 0.0075 inches. A sampling zone will be created around the screened section by backfilling with 1 to 2 feet of porous coarse sand or glass beads, and at least three feet of bentonite will be placed above the porous sampling zone to form a seal from the surface. Native clean soil will be packed around the remaining annulus to the ground surface.

Each designated soil vapor sampling location will be purged of a minimum of three volumes using a low volume pump, and then attached to a regulator, and secured with a clamp. The regulator will then be attached to a 1-liter summa canister.

The regulator will be set to collect a soil vapor sample at a flow rate of less than 0.2 liters per minute. After the summa canister is filled, the valve will be closed.

Each canister will be listed according to a specific sample I.D. on a chain of custody form. Sample canisters will be delivered to the laboratory within 24 hours and analyzed for VOCs by method TO-15. The detection limit for VOCs will be 1 µg/m³ or less. The soil vapor sampling effort will include the use of inert helium tracer gas to verify that the soil vapor samples are not diluted by ambient air. The atmosphere around the sampling tube will be enriched with the tracer gas, and the soil vapor sample will be collected in the presence of the enriched tracer atmosphere. This will be accomplished by placing an inverted plastic pail over the sampling point and filling the pail with the tracer gas via a small tube penetrating the site of the pail. Refer to NYSDOH Guidance for Evaluating Soil Vapor Intrusion in New York State (October 2006).

Weather conditions in the 48 hours prior to the test, and during the test, will be noted, including average wind speed, precipitation, temperature, and barometric pressure.

4.4 SAMPLE PRESERVATION AND SHIPMENT

Since all bottles will contain the necessary preservatives as shown in Table 4.1, they need only be filled. The 40 ml VOA vials must be filled brim full with no air bubbles. The other bottles should be filled to within about 1 inch from the top.

The bottles will be sent from the laboratory in coolers which will be organized on a per site basis. Following sample collection, the bottles should be placed on ice in the shipping cooler. The samples will be cooled to 4°C, but not frozen.

Final packing and shipment of coolers will be performed in accordance with guidelines outlined in the ASP.

5.0 SAMPLE CUSTODY

The program for sample custody and sample transfer is in compliance with the NYSDEC-ASP, as periodically updated. If samples may be needed for legal purposes, chain-of-custody procedures, as defined by NEIC Policies and Procedures (USEPA-330/9-78-001-R, Revised June 1988) will be used. Sample chain-of-custody is initiated by the laboratory with selection and preparation of the sample containers. To reduce the chance for error, the number of personnel handling the samples should be minimized.

5.1 FIELD SAMPLE CUSTODY

A chain-of-custody record accompanies the samples from initial sample container selection and preparation at the laboratory, shipment to the field for sample containment and preservation, and return to the laboratory. Two copies of this record follow the samples to the laboratory. The laboratory maintains one file copy and the completed original is returned to the site inspection team. Individual sample containers provided by the laboratory are used for shipping samples. The shipping containers are insulated and ice is used to maintain samples at approximately 4°C until samples are returned and in the custody of the laboratory. All sample bottles within each shipping container are individually labeled and controlled. Samples are to be shipped to the laboratory within 24-48 hours of the day of collection depending on parameter holding times.

Each sample shipping container is assigned a unique identification number by the laboratory. This number is recorded on the chain-of-custody record and is marked with indelible ink on the outside of the shipping container. The field sampler will indicate the sample designation/location number in the space provided on the appropriate chain-of-custody form for each sample collected. The shipping container is closed and a seal provided by the laboratory is affixed to the latch. This seal must be broken to open the container, and this indicates possible tampering if the seal is broken before receipt at the

laboratory. The laboratory will contact the site investigation team leader and the sample will not be analyzed if tampering is apparent.

5.2 LABORATORY SAMPLE CUSTODY

The site investigation team leader or Project Quality Assurance Officer notifies the laboratory of upcoming field sampling activities and the subsequent transfer of samples to the laboratory. This notification will include information concerning the number and type of samples to be shipped as well as the anticipated date of arrival.

The laboratory sample program meets the following criteria:

- The laboratory has designated a sample custodian who is responsible for maintaining custody of the samples and for maintaining all associated records documenting that custody.
- Upon receipt of the samples, the custodian will check the original chain-of-custody documents and compare them with the labeled contents of each sample container for correctness and traceability. The sample custodian signs the chain-of-custody record and records the date and time received.
- Care is exercised to annotate any labeling or descriptive errors. In the event of discrepant documentation, the laboratory will immediately contact the site investigation team leader as part of the corrective action process. A qualitative assessment of each sample container is performed to note any anomalies, such as broken or leaking bottles. This assessment is recorded as part of the incoming chain-of-custody procedure.
- The samples are stored in a secured area at a temperature of approximately 4°C until analyses are to commence.
- A laboratory chain-of-custody record accompanies the sample or sample fraction through final analysis for control.
- A copy of the chain-of-custody form will accompany the laboratory report and will become a permanent part of the project records.

5.3 FINAL EVIDENCE FILES

Final evidence files include all originals of laboratory reports and are maintained under documented control in a secure area.

A sample or an evidence file is under custody if:

- It is in your possession; it is in your view, after being in your possession.
- It was in your possession and you placed it in a secure area.
- It is in a designated secure area.

6.0 CALIBRATION PROCEDURES

Instruments and equipment used to gather, generate or measure environmental data will be calibrated with sufficient frequency and in such a manner that accuracy and reproducibility of results are consistent with the appropriate manufacturer's specifications or project specific requirements. The procedures for instrument calibration, calibration verification, and the frequency of calibrations are described in the ASP. The calibration of instruments used for the determination of metals will be as described in the appropriate CLP standard operating procedures.

Calibration of other instruments required for measurements associated with these analyses will be in accordance with the manufacturer's recommendations and the standard operating procedures of the laboratory.

7.0 ANALYTICAL PROCEDURES

Analytical procedures shall conform to the most recent revision of the NYSDEC-ASP (June 2005) and are summarized on Table 7.1. In the absence of USEPA or NYSDEC guidelines, appropriate procedures shall be submitted for approval by NYSDEC prior to use.

The procedures for the sample preparation and analysis for organic compounds are as specified in the NYSDEC-ASP. Analytical cleanups are mandatory where matrix interferences are noted. No sample shall be diluted any more than 1 to 5 times. The sample shall be either re-extracted, re-sonicated, re-stream distilled, etc. or be subjected to any one analytical cleanup noted in SW846 or a combination thereof. The analytical laboratory shall expend such effort and discretion to demonstrate good laboratory practice and demonstrate an attempt to best achieve the method detection limit.

7.1 VOLATILE ORGANICS (VOA)

For the analysis of water samples for Target Compound List (TCL), volatile organic compounds (VOCs), no sample preparation is required. The analytical procedure for volatiles is detailed in NYSDEC-ASP (Volume I, Section D-I). A measured portion of the sample is placed in the purge and trap apparatus and the sample analysis is performed by gas chromatography/mass spectrometry for the first round. USEPA Method 8260C will be used, plus tentatively identified compounds (TICs). USEPA Methods 8010 or 8020 (gas chromatography with different detectors) will be used if subsequent rounds with lower limits of detection are warranted.

7.2 SEMI-VOLATILE ORGANIC COMPOUNDS

The extraction and analytical procedures used for preparation of water, soil and sediment samples for the analysis of the TCL semi-volatile organic compounds are

described in NYSDEC-ASP Volume I, Section D-III. USEPA Method 8270D will be used, plus tentatively identified compounds (TICs).

Instrument calibration, compound identification, and quantitation are performed as described in Section 6 of this document and in the NYSDEC-ASP.

7.3 PESTICIDE AND PCB COMPOUNDS

The sample preservation procedures for gas chromatography for pesticides and PCB's will be as described in the NYSDEC-ASP methods (Section D-IV). The analysis of standard mixes, blanks and spiked samples will be performed at the prescribed frequency with adherence to the 72-hour requirement described in the method.

7.4 METALS

Water, soil and waste samples will be analyzed for the metals listed in Table 7.1. The detection limits for these metals are as specified in the NYSDEC-ASP, Section D-V. The instrument detection limits will be determined using calibration standards and procedures specified in the NYSDEC-ASP. The detection limits for individual samples may be higher due to the sample matrix. The procedures for these analyses will be as described in the NYSDEC-ASP.

The analyses for metals will be performed by atomic absorption spectroscopy (AAS) or inductively-coupled plasma emission spectroscopy (ICPES), as specified in the ASP with regard to AAS flame analysis.

7.5 PER- AND POLYFLUOROALKYL SUBSTANCES

The NYSDEC has developed a list of 40 PFAS Analytes List on Table 7.1 for remedial programs. These are:

- Perfluorobutanesulfonic acid
- Perfluoropentanesulfonic acid
- Perfluorohexanesulfonic acid
- Perfluoroheptanesulfonic acid
- Perfluorooctanesulfonic acid
- Perfluorononanesulfonic acid
- Perfluorodecanesulfonic acid
- Perfluorododecanesulfonic acid
- Perfluorobutanoic acid
- Perfluoropentanoic acid
- Perfluorohexanoic acid

- Perfluoroheptanoic acid
- Perfluorooctanoic acid
- Perfluorononanoic acid
- Perfluorodecanoic acid
- Perfluoroundecanoic acid
- Perfluorododecanoic acid
- Perfluorotridecanoic acid
- Perfluorotetradecanoic acid
- Perfluorohexadecanoic acid
- Hexafluoropropylene oxide dimer acid
- 4,8-Dioxa-3H-perfluorononanoic acid
- Perfluoro-3-methoxypropanoic acid
- Perfluoro-4-methoxybutanoic acid
- Nonafluoro-3,6-dioxaheptanoic acid
- 4:2 Fluorotelomer sulfonic acid
- 6:2 Fluorotelomer sulfonate
- 8:2 Fluorotelomer sulfonate
- 3:3 Fluorotelomer carboxylic acid
- 5:3 Fluorotelomer carboxylic acid
- 7:3 Fluorotelomer carboxylic acid
- Perfluorooctane sulfonamide
- N-methylperfluorooctane sulfonamide
- N-ethylperfluorooctane sulfonamide
- N-methyl perfluorooctanesulfonamidoacetic acid
- N-ethyl perfluorooctanesulfonamidoacetic acid
- N-methylperfluorooctane sulfonamidoethanol
- N-ethylperfluorooctane sulfonamidoethanol
- 9-Chlorohexadecafluoro-3-oxanonane-1-sulfonic acid (F-53B Major)
- 11-Chloroeicosafluoro-3-oxaundecane-1-sulfonic acid (F-53B Minor)
- Perfluoro(2-ethoxyethane) sulfonic acid

Currently, ELAP does not offer certification for PFAS compounds in matrices other than finished drinking water. Per the NYSDEC April 2023 memo on emergent contaminant sampling, the analytical procedure for soil and groundwater sampling of PFAS is Modified EPA Method 1633. The reporting limit for PFAS in soil samples is 0.5 ug/kg. Reporting limits for perfluorooctanoic acid (PFOA) and perfluorooctanesulfonic acid (PFOS) in groundwater should not exceed 2 ng/L.

7.6 SITE SPECIFICITY OF ANALYSES

Work plans prepared for remedial investigation waste sites contain recommendations for the chemical parameters to be determined for each site. Thus, some or all of the referenced methods will apply to the analysis of samples collected at the individual waste sites. Analyses of Target Compound List (TCL) analytes will be performed on all samples.

TABLE 4.1 – SAMPLE CONTAINERIZATION

PARAMETER & ANALYTICAL METHOD	NO.	BOTTLE TYPE	PRESERVATIVE⁽¹⁾	HOLDING TIME
Aqueous Samples				
SVOCs (BNAs) – USEPA 8270D or E	2	1-liter amber glass bottle	None	7 days (until extraction) 40 days (extracted)
Pesticides – USEPA 8081B	2	1-liter amber glass bottle	None	7 days (until extraction) 40 days (extracted)
PCBs – USEPA 8082A	2	1-liter amber glass bottle	None	7 days (until extraction) 40 days (extracted)
VOCs – USEPA 8260C or D	2	40 mL, glass vial with septum cap	Hydrochloric Acid to pH <2	14 days
Metals ⁽²⁾ - 6010C or D, Mercury 7470A	1	1-liter, plastic bottle	Nitric acid to pH <2	180 days Mercury: 28 days
Cyanide – SM 4500-CN-E	1	1-liter, plastic	Sodium Hydroxide to pH >12	14 days
PFAS – USEPA 537M	2	250 ml HDPE plastic bottle	unpreserved	14 days
Soil, Sediment, Solid Waste Samples				
VOCs – USEPA 8260C or D	3	15-gram EnCore samplers	None	14 days
SVOCs (BNAs) – USEPA 8270D or E	1	4-oz. glass jar with Teflon lid	None	14 days (until extraction), 40 days (extracted)
Pesticides – USEPA 8081B	1	4-oz. glass jar with Teflon lid	None	14 days (until extraction) 40 days (extracted)
PCBs – USEPA 8082A	1	4-oz. glass jar with Teflon lid	None	none
Metals ⁽²⁾ - 6010C or D, Mercury 7471B	1	4-oz. glass jar with Teflon lid	None	180 days Cyanide: 14 days Mercury: 28 days
PFAS – USEPA 537M	1	4-oz HDPE Plastic jar	unpreserved	14 days
Soil Vapor / Indoor Air Samples				
VOCs – USEPA TO-15	1	Summa Canister	None	30 days

(1) All samples will be preserved with ice during collection and shipment to 0-6 degrees C.

(2) From verified time of sample receipt by the analytical laboratory (within 24 to 48 hours of collection).

(3) A complete list of compounds is provided on Table 7.1.

TABLE 4.2 – SAMPLING PROCEDURE FOR MONITORING WELLS USING VOLUME AVERAGED PURGING

1. Initial static water level recorded with an electric contact probe accurate to the nearest 0.1 foot.
2. Sampling device and electric contact probe decontaminated.
 - a. Sampling device and probe are rinsed with pesticide-grade methanol and distilled water.
 - b. Methanol is collected into a large funnel which empties into a five- gallon container.
3. Sampling device lowered into well.
 - a. Bailer lowered by dedicated PVC or polypropylene line.
4. Sample taken.
 - a. Sample is poured slowly from the open end of the bailer with the sample bottle tilted so that aeration and turbulence are minimized.
 - b. Duplicate sample is collected when appropriate.
5. Samples are capped, labeled and placed in laboratory coolers with ice packs or bagged ice.
6. All equipment is cleaned with successive rinses of pesticide-grade methanol and distilled water.
 - a. Dedicated line is disposed of or left at well site.
7. Equipment/wash blanks are collected when non-dedicated sampling equipment is used.
8. Chain-of-custody forms are completed in triplicate.
 - a. The original and one carbon copy are put into a zip-lock bag and placed into the cooler.
9. The original will be returned following sample analysis.
 - a. A second carbon copy is kept on file.
10. Cooler is sealed with strapping tape and chain-of-custody seals to assure integrity and to prevent tampering of sample.

TABLE 4.3 – SAMPLING PROCEDURE FOR MONITORING WELLS USING LOW-STEES (LOW-FLOW) METHODS

1. Initial static water level recorded with an electric contact probe accurate to the nearest 0.1 foot.
2. Sampling device is lowered into well. Slowly lower the pump, safety cable, tubing and electrical lines into the well to the depth specified for that well. Pump intake must be no less than 2 feet from the bottom of the well to prevent disturbance and resuspension of sediments which may be at the bottom of the well.
3. Measure water level again: Before starting the pump, measure the water level again with the pump in the well. Leave the water level measuring device in the well.
4. Purge Well: Start pumping the well at 200 to 500 milliliters per minute (ml/min). The water level should be monitored approximately every five minutes. Ideally, a steady flow rate should be maintained that results in a stabilized water level (drawdown of 0.3 ft or less). Pumping rates should, if needed, be reduced to the minimum capabilities of the pump to ensure stabilization of the water level. As noted above, care should be taken to maintain pump suction and to avoid entrainment of air in the tubing. Record each adjustment made to the pumping rate and the water level measured immediately after each adjustment.
5. Monitor Indicator Parameters: During purging of the well, monitor and record the field indicator parameters (turbidity, temperature, specific conductance, pH, Eh, and DO) approximately every five minutes. The well is considered stabilized and ready for sample collection when the indicator parameters have stabilized for three consecutive readings as follows (Puls and Barcelona, 1996):
 - a. 0.1 for pH
 - b. 3% for specific conductance (conductivity)
 - c. 10 mv for redox potential
 - d. 10% for DO and turbidity
6. Dissolved oxygen and turbidity usually require the longest time to achieve stabilization. The pump must not be removed from the well between purging and sampling.
7. Collect Samples: Collect samples at a flow rate between 100 and 250 ml/min and such that drawdown of the water level within the well does not exceed the maximum allowable drawdown of 0.3 ft. VOC samples must be collected first and directly into sample containers. All sample containers should be filled with minimal turbulence by allowing the ground water to flow from the tubing gently down the inside of the container.
8. Ground water samples to be analyzed for volatile organic compounds (VOCs) require pH adjustment. The appropriate EPA Program Guidance should be consulted to determine whether pH adjustment is necessary. If pH adjustment is necessary for VOC sample preservation, the amount of acid to be added to each sample vial prior to sampling should be determined, drop by drop, on a separate and

equal volume of water (e.g., 40 ml). Groundwater purged from the well prior to sampling can be used for this purpose.

9. Remove Pump and Tubing: After collection of the samples, the tubing, unless permanently installed, must be properly discarded or dedicated to the well for resampling by hanging the tubing inside the well.
10. Measure and record well depth.
11. Close and lock the well.
12. Samples are capped, labeled and placed in laboratory coolers with ice packs or bagged ice.
13. All equipment is cleaned with successive rinses of pesticide-grade methanol and distilled water.
 - a. Dedicated line is disposed of or left at well site.
14. Equipment/wash blanks are collected when non-dedicated sampling equipment is used.
15. Chain-of-custody forms are completed in triplicate.
 - a. The original and one carbon copy are put into a zip-lock bag and placed into the cooler. The original will be returned following sample analysis.
 - b. A second carbon copy is kept on file.
16. Cooler is sealed with strapping tape and chain-of-custody seals to assure integrity and to prevent tampering of sample.

Table 7.1

**Volatiles Target Compound List (TCL) and
Contract Required Quantitation Limits (CRQL)
for Aqueous Samples**

	Volatile Analyte	CAS Number	Trace Water By SIM (µg/L)	Trace Level Water (µg/L)	Low Level Water (µg/L)
1.	Dichlorodifluoromethane	75-71-8		0.50	5.0
2.	Chloromethane	74-87-3		0.50	5.0
3.	Vinyl Chloride	75-01-4		0.50	5.0
4.	Bromomethane	74-83-9		0.50	5.0
5.	Chloroethane	75-00-3		0.50	5.0
6.	Trichlorofluoromethane	75-69-4		0.50	5.0
7.	1,1-Dichloroethene	75-35-4		0.50	5.0
8.	1,1,2-Trichloro-1,2,2-trifluoroethane	76-13-1		0.50	5.0
9.	Acetone	67-64-1		5.0	10.0
10.	Carbon Disulfide	75-15-0		0.50	5.0
11.	Methyl Acetate	79-20-9		0.50	5.0
12.	Methylene chloride	75-09-2		0.50	5.0
13.	trans-1,2-Dichloroethene	156-60-5		0.50	5.0
14.	Methyl tert-Butyl Ether	1634-04-4		0.50	5.0
15.	1,1-Dichloroethane	75-34-3		0.50	5.0
16.	cis-1,2-Dichloroethene	156-59-2		0.50	5.0
17.	2-Butanone	78-93-3		5.0	10.0
18.	Bromochloromethane	74-97-5		0.50	5.0
19.	Chloroform	67-66-3		0.50	5.0
20.	1,1,1-Trichloroethane	71-55-6		0.50	5.0
21.	Cyclohexane	110-82-7		0.50	5.0
22.	Carbon tetrachloride	56-23-5		0.50	5.0
23.	Benzene	71-43-2		0.50	5.0
24.	1,2-Dichloroethane	107-06-2		0.50	5.0
25.	1,4-Dioxane	123-91-1	1.0	25	125
26.	Trichloroethane	79-01-6		0.50	5.0

Table 7.1

**Volatiles Target Compound List (TCL) and
Contract Required Quantitation Limits (CRQL)
for Aqueous Samples (Continued)**

	Volatile Analyte	CAS Number	Trace Water By SIM (µg/L)	Trace Level Water (µg/L)	Low Level Water (µg/L)
27.	Methylcyclohexane	108-87-2		0.50	5.0
28.	1,2-Dichloropropane	78-87-5		0.50	5.0
29.	Bromodichloromethane	75-27-4		0.50	5.0
30.	cis-1,3-Dichloropropene	10061-01-5		0.50	5.0
31.	4-methyl-2-pentanone	108-10-1		5.0	10.0
32.	Toluene	108-88-3		0.50	5.0
33.	Trans-1,3-Dichloropropene	10061-02-6		0.50	5.0
34.	1,1,2-Trichloroethane	79-00-5		0.50	5.0
35.	Tetrachloroethene	127-18-4		0.50	5.0
36.	2-Hexanone	591-78-6		5.0	10.0
37.	Dibromochloromethane	124-48-1		0.50	5.0
38.	1,2-Dibromoethane	106-93-4	0.05	0.50	5.0
39.	Chlorobenzene	108-90-7		0.50	5.0
40.	Ethylbenzene	100-41-4		0.50	5.0
41.	Xylenes (Total)	1330-20-7		0.50	5.0
42.	Styrene	100-42-5		0.50	5.0
43.	Bromoform	75-25-2		0.50	5.0
44.	Isopropylbenzene	98-82-8		0.50	5.0
45.	1,1,2,2-Tetrachloroethane	79-34-5		0.50	5.0
46.	1,3-Dichlorobenzene	541-73-1		0.50	5.0
47.	1,4-Dichlorobenzene	106-46-7		0.50	5.0
48.	1,2-Dichlorobenzene	95-50-1		0.50	5.0
49.	1,2-Dibromo-3-chloropropane	96-12-8	0.05	0.50	5.0
50.	1,2,4-Trichlorobenzene	120-82-1		0.50	5.0
51.	1,2,3-Trichlorobenzene	87-61-6		0.50	5.0

Table 7.1

**Volatiles Target Compound List (TCL) and
Contract Required Quantitation Limits (CRQL)
for Solid Samples**

	Volatile Analyte	CAS Number	Low Level Soil (µg/Kg)	Med. Level Soil (µg/Kg)
1.	Dichlorodifluoromethane	75-71-8	5.0	500
2.	Chloromethane	74-87-3	5.0	500
3.	Vinyl Chloride	75-01-4	5.0	500
4.	Bromomethane	74-83-9	5.0	500
5.	Chloroethane	75-00-3	5.0	500
6.	Trichlorofluoromethane	75-69-4	5.0	500
7.	1,1-Dichloroethene	75-35-4	5.0	500
8.	1,1,2-Trichloro-1,2,2-trifluoroethane	76-13-1	5.0	500
9.	Acetone	67-64-1	10.0	1000
10.	Carbon Disulfide	75-15-0	5.0	500
11.	Methyl Acetate	79-20-9	5.0	500
12.	Methylene chloride	75-09-2	5.0	500
13.	trans-1,2-Dichloroethene	156-60-5	5.0	500
14.	Methyl tert-Butyl Ether	1634-04-4	5.0	500
15.	1,1-Dichloroethane	75-34-3	5.0	500
16.	cis-1,2-Dichloroethene	156-59-2	5.0	500
17.	2-Butanone	78-93-3	10.0	1000
18.	Bromochloromethane	74-97-5	5.0	500
19.	Chloroform	67-66-3	5.0	500
20.	1,1,1-Trichloroethane	71-55-6	5.0	500
21.	Cyclohexane	110-82-7	5.0	500
22.	Carbon tetrachloride	56-23-5	5.0	500
23.	Benzene	71-43-2	5.0	500
24.	1,2-Dichloroethane	107-06-2	5.0	500
25.	1,4-Dioxane	123-91-1	125	12500
26.	Trichloroethane	79-01-6	5.0	500
27.	Methylcyclohexane	108-87-2	5.0	500
28.	1,2-Dichloropropane	78-87-5	5.0	500

Table 7.1

**Volatiles Target Compound List (TCL) and
Contract Required Quantitation Limits (CRQL)
for Solid Samples (Continued)**

	Volatile Analyte	CAS Number	Low Level Soil (µg/Kg)	Med. Level Soil (µg/Kg)
29.	Bromodichloromethane	75-27-4	5.0	500
30.	cis-1,3-Dichloropropene	10061-01-5	5.0	500
31.	4-methyl-2-pentanone	108-10-1	10.0	1000
32.	Toluene	108-88-3	5.0	500
33.	Trans-1,3-Dichloropropene	10061-02-6	5.0	500
34.	1,1,2-Trichloroethane	79-00-5	5.0	500
35.	Tetrachloroethene	127-18-4	5.0	500
36.	2-Hexanone	591-78-6	10.0	1000
37.	Dibromochloromethane	124-48-1	5.0	500
38.	1,2-Dibromoethane	106-93-4	5.0	500
39.	Chlorobenzene	108-90-7	5.0	500
40.	Ethylbenzene	100-41-4	5.0	500
41.	Xylenes (Total)	1330-20-7	5.0	500
42.	Styrene	100-42-5	5.0	500
43.	Bromoform	75-25-2	5.0	500
44.	Isopropylbenzene	98-82-8	5.0	500
45.	1,1,2,2-Tetrachloroethane	79-34-5	5.0	500
46.	1,3-Dichlorobenzene	541-73-1	5.0	500
47.	1,4-Dichlorobenzene	106-46-7	5.0	500
48.	1,2-Dichlorobenzene	95-50-1	5.0	500
49.	1,2-Dibromo-3-chloropropane	96-12-8	5.0	500
50.	1,2,4-Trichlorobenzene	120-82-1	5.0	500
51.	1,2,3-Trichlorobenzene	87-61-6	5.0	500

Table 7.1

**Semivolatiles Target Compound List (TCL) and
Contract Required Quantitation Limits (CRQL)
for Aqueous Samples**

	Semivolatile Analyte	CAS Number	Low Water By SIM ¹ (µg/L)	Water (µg/L)
1.	Benzaldehyde	100-52-7		5.0
2.	Phenol	108-95-2	0.10	5.0
3.	Bis-(2-chloroethyl) ether	111-44-4		5.0
4.	2-Chlorophenol	95-57-8	0.10	5.0
5.	2-Methylphenol	95-48-7	0.10	5.0
6.	2,2'-Oxybis (1-chloropropane) ³	108-60-1		5.0
7.	Acetophenone	98-86-2		5.0
8.	4-Methylphenol	106-44-5	0.10	5.0
9.	N-Nitroso-di-n-propylamine	621-64-7		5.0
10.	Hexachloroethane	67-72-1		5.0
11.	Nitrobenzene	98-95-3		5.0
12.	Isophorone	78-59-1		5.0
13.	2-Nitrophenol	88-75-5	0.10	5.0
14.	2,4-Dimethylphenol	105-67-9	0.10	5.0
15.	Bis (2-chloroethoxy) methane	111-91-1		5.0
16.	2,4-Dichlorophenol	120-83-2	0.10	5.0
17.	Naphthalene	91-20-3	0.10	5.0
18.	4-Chloroaniline	106-47-8		5.0
19.	Hexachlorobutadiene	87-68-3		5.0
20.	Caprolactam	105-60-2		5.0
21.	4-Chloro-3-methylphenol	59-50-7	0.10	5.0
22.	2-Methylnaphthalene	91-57-6		5.0
23.	Hexachlorocyclopentadiene	77-47-4		5.0
24.	2,4,6-Trichlorophenol	88-06-2	0.10	5.0
25.	2,4,5-Trichlorophenol ⁴	95-95-4	0.20	10.0
26.	1,1'-Biphenyl	92-52-4		5.0
27.	2-Chloronaphthalene	91-58-7		5.0

Source

NYSDEC ASP Exhibit C

9

1/2005

Table 7.1

**Semivolatiles Target Compound List (TCL) and
Contract Required Quantitation Limits (CRQL)
for Aqueous Samples (Continued)**

	Semivolatile Analyte	CAS Number	Low Water By SIM ¹ (µg/L)	Water (µg/L)
28.	2-Nitroaniline ⁴	88-74-4		10.0
29.	Dimethylphthalate	131-11-3		5.0
30.	2,6-Dinitrotoluene	606-20-2		5.0
31.	Acenaphthylene	208-96-8	0.10	5.0
32.	3-Nitroaniline ⁴	99-09-2		10.0
33.	Acenaphthene	83-32-9	0.10	5.0
34.	2,4-Dinitrophenol ⁴	51-28-5	0.20	10.0
35.	4-Nitrophenol ⁴	100-02-7	0.20	10.0
36.	Dibenzofuran	132-64-9		5.0
37.	2,4-Dinitrotoluene	121-14-2		5.0
38.	Diethylphthalate	84-66-2		5.0
39.	Fluorene	86-73-7	0.10	5.0
40.	4-Chlorophenyl-phenyl ether	7005-72-3		5.0
41.	4-Nitroaniline ⁴	100-01-6		10.0
42.	4,6-Dinitro-2-methylphenol ⁴	534-52-1	0.20	10.0
43.	N-Nitrosodiphenylamine	86-30-6		5.0
44.	1,2,4,5-Tetrachlorobenzene	95-34-3		5.0
45.	4-Bromophenyl-phenylether	101-55-3		5.0
46.	Hexachlorobenzene	100-52-7		5.0
47.	Atrazine	108-95-2	0.10	5.0
48.	Pentachlorophenol	111-44-4	0.20	10.0
49.	Phenanthrene	95-57-8	0.10	5.0
50.	Anthracene	95-48-7	0.10	5.0
51.	Carbazole	108-60-1		5.0
52.	Di-n-butylphthalate	98-86-2		5.0

Table 7.1

**Semivolatiles Target Compound List (TCL) and
Contract Required Quantitation Limits (CRQL)
for Aqueous Samples (Continued)**

	Semivolatile Analyte	CAS Number	Low Water By SIM ¹ (µg/L)	Water (µg/L)
53.	Fluoroanthene	106-44-5	0.10	5.0
54.	Pyrene	621-64-7		5.0
55.	Butylbenzylphthalate	67-72-1		5.0
56.	3,3'-Dichlorobenzidine	98-95-3		5.0
57.	Benzo (a) anthracene	78-59-1		5.0
58.	Chrysene	88-75-5	0.10	5.0
59.	Bis (2-ethylhexyl) phthalate	105-67-9	0.10	5.0
60.	Di-n-octylphthalate	111-91-1		5.0
61.	Benzo (b) fluoranthene	120-83-2	0.10	5.0
62.	Benzo (k) fluoranthene	91-20-3	0.10	5.0
63.	Benzo (a) pyrene	106-47-8		5.0
64.	Indeno (1,2,3-cd) pyrene	87-68-3		5.0
65.	Benzo (a,h) anthracene	105-60-2		5.0
66.	Benzo (g,h,i) perylene	59-50-7	0.10	5.0

Table 7.1

**Semivolatiles Target Compound List (TCL) and
Contract Required Quantitation Limits (CRQL)
for Solid Samples**

	Semivolatile Analyte	CAS Number	Low Level By SIM ¹ (µg/Kg)	Low Level Solids ² (µg/Kg)	Med. Level Solids ² (µg/Kg)
1.	Benzaldehyde	100-52-7		170	50000
2.	Phenol	108-95-2	3.3	170	50000
3.	Bis-(2-chloroethyl) ether	111-44-4		170	50000
4.	2-Chlorophenol	95-57-8	3.3	170	50000
5.	2-Methylphenol	95-48-7	3.3	170	50000
6.	2,2'-Oxybis (1-chloropropane) ³	108-60-1		170	50000
7.	Acetophenone	98-86-2		170	50000
8.	4-Methylphenol	106-44-5	3.3	170	50000
9.	N-Nitroso-di-n-propylamine	621-64-7		170	50000
10.	Hexachloroethane	67-72-1		170	50000
11.	Nitrobenzene	98-95-3		170	50000
12.	Isophorone	78-59-1		170	50000
13.	2-Nitrophenol	88-75-5	3.3	170	50000
14.	2,4-Dimethylphenol	105-67-9	3.3	170	50000
15.	Bis (2-chloroethoxy) methane	111-91-1		170	50000
16.	2,4-Dichlorophenol	120-83-2	3.3	170	50000
17.	Naphthalene	91-20-3	3.3	170	50000
18.	4-Chloroaniline	106-47-8		170	50000
19.	Hexachlorobutadiene	87-68-3		170	50000
20.	Caprolactam	105-60-2		170	50000
21.	4-Chloro-3-methylphenol	59-50-7	3.3	170	50000
22.	2-Methylnaphthalene	91-57-6		170	50000
23.	Hexachlorocyclopentadiene	77-47-4		170	50000
24.	2,4,6-Trichlorophenol	88-06-2	3.3	170	50000

Table 7.1

**Semivolatiles Target Compound List (TCL) and
Contract Required Quantitation Limits (CRQL)
for Solid Samples (Continued)**

	Semivolatile Analyte	CAS Number	Low Level By SIM ¹ (µg/Kg)	Low Level Solids ² (µg/Kg)	Med. Level Solids ² (µg/Kg)
25.	2,4,5-Trichlorophenol ⁴	95-95-4	6.7	330	100000
26.	1,1'-Biphenyl	92-52-4		170	50000
27.	2-Chloronaphthalene	91-58-7		170	50000
28.	2-Nitroaniline ⁴	88-74-4		330	100000
29.	Dimethylphthalate	131-11-3		170	50000
30.	2,6-Dinitrotoluene	606-20-2		170	50000
31.	Acenaphthylene	208-96-8	3.3	170	50000
32.	3-Nitroaniline ⁴	99-09-2		330	100000
33.	Acenaphthene	83-32-9	3.3	170	50000
34.	2,4-Dinitrophenol ⁴	51-28-5	6.7	330	100000
35.	4-Nitrophenol ⁴	100-02-7	6.7	330	100000
36.	Dibenzofuran	132-64-9		170	50000
37.	2,4-Dinitrotoluene	121-14-2		170	50000
38.	Diethylphthalate	84-66-2		170	50000
39.	Fluorene	86-73-7	3.3	170	50000
40.	4-Chlorophenyl-phenyl ether	7005-72-3		170	50000
41.	4-Nitroaniline ⁴	100-01-6		330	100000
42.	4,6-Dinitro-2-methylphenol ⁴	534-52-1	6.7	330	100000
43.	N-Nitrosodiphenylamine	86-30-6		170	50000
44.	1,2,4,5-Tetrachlorobenzene	95-34-3		170	50000
45.	4-Bromophenyl-phenylether	101-55-3		170	50000
46.	Hexachlorobenzene	118-74-1		170	10000
47.	Atrazine	1912-24-9		170	50000
48.	Pentachlorophenol	87-86-5	6.7	330	100000

Table 7.1

**Semivolatiles Target Compound List (TCL) and
Contract Required Quantitation Limits (CRQL)
for Solid Samples (Continued)**

	Semivolatile Analyte	CAS Number	Low Level By SIM ¹ (µg/Kg)	Low Level Solids ² (µg/Kg)	Med. Level Solids ² (µg/Kg)
49.	Phenanthrene	85-01-8	3.3	170	50000
50.	Anthracene	120-12-7	3.3	170	50000
51.	Carbazole	86-74-8		170	50000
52.	Di-n-butylphthalate	84-74-2		170	50000
53.	Fluoroanthene	206-44-0	3.3	170	50000
54.	Pyrene	129-00-0	3.3	170	50000
55.	Butylbenzylphthalate	85-68-7		170	50000
56.	3,3'-Dichlorobenzidine	91-94-1		170	50000
57.	Benzo (a) anthracene	56-55-3	3.3	170	50000
58.	Chrysene	218-01-9	3.3	170	50000
59.	Bis (2-ethylhexyl) phthalate	117-81-7		170	50000
60.	Di-n-octylphthalate	117-84-0		170	50000
61.	Benzo (b) fluoranthene	205-99-2	3.3	170	50000
62.	Benzo (k) fluoranthene	207-08-9	3.3	170	50000
63.	Benzo (a) pyrene	50-32-8	3.3	170	50000
64.	Indeno (1,2,3-cd) pyrene	193-39-5	3.3	170	50000
65.	Benzo (a,h) anthracene	53-70-3	3.3	170	50000
66.	Benzo (g,h,i) perylene	191-24-2	3.3	170	50000

Source

NYSDEC ASP Exhibit C

14

1/2005

Table 7.1

**Pesticide Target Compound List (TCL) and
Contract Required Quantitation Limits (CRQL)
For Aqueous and Solid Samples**

	Pesticide Analyte	CAS Number	Water (µg/L)	Solids ¹ (µg/Kg)
1.	alpha-BHC	319-84-6	0.050	1.7
2.	beta-BHC	319-85-7	0.050	1.7
3.	delta-BHC	319-86-8	0.050	1.7
4.	gamma-BHC (Lindane)	58-89-9	0.050	1.7
5.	Heptachlor	76-44-8	0.050	1.7
6.	Aldrin	309-00-2	0.050	1.7
7.	Heptachlor epoxide ²	1024-57-3	0.050	1.7
8.	Endosulfan I	959-98-8	0.050	1.7
9.	Dieldrin	60-57-1	0.10	3.3
10.	4,4'-DDE	72-55-9	0.10	3.3
11.	Endrin	72-20-8	0.10	3.3
12.	Endosulfan II	33213-65-9	0.10	3.3
13.	4,4'-DDD	72-54-8	0.10	3.3
14.	Endosulfan sulfate	1031-07-8	0.10	3.3
15.	4,4'-DDT	50-29-3	0.10	3.3
16.	Methoxychlor	72-43-5	0.10	3.3
17.	Endrin ketone	53494-70-5	0.10	3.3
18.	Endrin aldehyde	7421-93-4	0.10	3.3
19.	alpha-Chlordane	5103-71-9	0.050	1.7
20.	gamma-Chlordane	5103-74-2	0.050	1.7
21.	Toxaphene	8001-35-2	5.0	34

Pesticide Notes

¹ There is no differentiation between the preparation of low and medium soil samples in this method for the analysis of pesticides.

² Only the exo-epoxy isomer (isomer B) of heptachlor epoxide is reported on the data reporting forms (Exhibit B).

Table 7.1

**PCB Aroclor Target Compound List (TCL) and
Contract Required Quantitation Limits (CRQL)
For Aqueous and Solid Samples**

	Aroclor Analyte	CAS Number	Water (µg/L)	Solids ¹ (µg/Kg)
1.	Arochlor-1016	12674-11-2	1.0	33
2.	Arochlor-1221	11104-28-2	1.0	33
3.	Arochlor-1232	11141-16-5	1.0	33
4.	Arochlor-1242	53469-21-9	1.0	33
5.	Arochlor-1248	12672-29-6	1.0	33
6.	Arochlor-1254	11097-69-1	1.0	33
7.	Arochlor-1260	11096-82-5	1.0	33
8.	Arochlor-1262	37324-23-5	1.0	33
9.	Arochlor-1268	11100-14-4	1.0	33

Aroclor PCB Notes

¹ There is no differentiation between the preparation of low and medium soil samples in this method for the analysis of Aroclor PCBs.

Table 7.1

**PCB Congeners Target Compound List (TCL) and
Contract Required Quantitation Limits (CRQL)
For Aqueous and Solid Samples**

	Congener Analyte	IUPAC Number	CAS Number	Water (pg/L)	Solids ¹ (ng/Kg)
1.	2-MoCB	1	2051-60-7	20	2.0
2.	4-MoCB	3	2051-62-9	20	2.0
3.	2,2'-DiCB	4	13029-08-8	20	2.0
4.	4,4'-DiCB	15	2050-68-2	20	2.0
5.	2,2',6'-TrCB	19	38444-73-4	20	2.0
6.	3,4,4'-TrCB	37	38444-90-5	20	2.0
7.	2,2',6,6'-TeCB	54	15968-05-5	20	2.0
8.	3,3',4,4'-TeCB	77	32598-13-3	20	2.0
9.	3,4,4',5-TeCB	81	70362-50-4	20	2.0
10.	2,2',4,6,6'-PeCB	104	56558-16-8	20	2.0
11.	2,3,3',4,4'-PeCB	105	32598-14-4	20	2.0
12.	2,3,4,4',5-PeCB	114	74472-37-0	20	2.0
13.	2,3',4,4',5-PeCB	118	31508-00-6	20	2.0
14.	2',3,4,4',5-PeCB	123	65510-44-3	20	2.0
15.	3,3',4,4',5-PeCB	126	57465-28-8	20	2.0
16.	2,2',4,4',6,6'-HxCB	155	33979-03-2	20	2.0
17.	2,3,3',4,4',5-HxCB	156	38380-08-4	20	2.0
18.	2,3,3',4,4',5'-HxCB	157	69782-90-7	20	2.0
19.	2,3',4,4',5,5'-HxCB	167	52663-72-6	20	2.0
20.	3,3',4,4',5,5'-HxCB	169	32774-16-6	20	2.0
21.	2,2',3,4',5,6,6'-HpCB	188	74487-85-7	20	2.0
22.	2,2',3,4',5,6,6'-HpCB	189	39635-31-9	20	2.0
23.	2,2',3,3',5,5',6,6'-OcCB	202	2136-99-4	20	2.0
24.	2,3,3',4,4',5,5',6-OcCB	205	74472-53-0	20	2.0
25.	2,2',3,3',4,4',5,5',6-NoCB	206	40186-72-9	20	2.0

Source

NYSDEC ASP Exhibit C

18

1/2005

Table 7.1

**PCB Congeners Target Compound List (TCL) and
Contract Required Quantitation Limits (CRQL)
For Aqueous and Solid Samples (Continued)**

	Congener Analyte	IUPAC Number	CAS Number	Water (pg/L)	Solids ¹ (ng/Kg)
26.	2,2',3,3',4,5,5',6,6'-NoCB	208	52663-77-1	20	2.0
27.	DeCB	209	2051-24-3	20	2.0

Congener PCB Notes

¹There is no differentiation between the preparation of low and medium soil samples in this method for the analysis of congener PCBs.

Table 7.1

**PCDD/F Target Compound List (TCL) and
Contract Required Quantitation Limits (CRQL)
For Aqueous and Solid Samples**

	PCDD/F Analyte	CAS Number	Water (pg/L)	Solids ¹ (ng/Kg)
1.	2,3,7,8-TCDD	1746-01-6	10	1.0
2.	1,2,3,7,8-PeCDD	40321-76-4	50	5.0
3.	1,2,3,6,7,8-HxCDD	57653-85-7	50	5.0
4.	1,2,3,4,7,8-HxCDD	39227-28-6	50	5.0
5.	1,2,3,7,8,9-HxCDD	19408-74-3	50	5.0
6.	1,2,3,4,6,7,8-HpCDD	35822-46-9	50	5.0
7.	OCDD	3268-87-9	100	10
8.	2,3,7,8-TCDF	51207-31-9	10	1.0
9.	1,2,3,7,8-PeCDF	57117-41-6	50	5.0
10.	2,3,4,7,8-PeCDF	57117-31-4	50	5.0
11.	1,2,3,6,7,8-HxCDD	57117-44-9	50	5.0
12.	1,2,3,7,8,9-HxCDD	72918-21-9	50	5.0
13.	1,2,3,4,7,8-HxCDD	70648-26-9	50	5.0
14.	2,3,4,6,7,8-HxCDD	60851-34-5	50	5.0
15.	1,2,3,4,6,7,8-HpCDD	67562-39-4	50	5.0
16.	1,2,3,4,7,8,9-HpCDD	55673-89-7	50	5.0
17.	OCDF	39001-02-0	100	10

PCDD/F Notes

¹ There is no differentiation between the preparation of low and medium soil samples in this method for the analysis of PCDDs and PCDFs.

Table 7.1

**Inorganic Target Compound List (TCL) and
Contract Required Quantitation Limits (CRQLs)
For Aqueous and Solid Samples**

	Analyte	CAS Number	ICP-AES ¹ CRQL for Water (µg/L)	ICP-AES ¹ CRQL for Solids (mg/Kg)	ICP-MS ¹ for Water (µg/L)
1.	Aluminum	7429-90-5	200	40	30
2.	Antimony	7440-36-0	60	12	2
3.	Arsenic	7440-38-2	15	3	1
4.	Barium	7440-39-3	200	40	10
5.	Beryllium	7440-41-7	5	1	1
6.	Cadmium	7440-43-9	5	1	1
7.	Calcium	7440-70-2	5000	1000	--
8.	Chromium	7440-47-3	10	2	2
9.	Cobalt	7440-48-4	50	10	0.5
10.	Copper	7440-50-8	25	5	2
11.	Iron	7439-89-6	100	20	--
12.	Lead	7439-92-1	10	2	1
13.	Magnesium	7439-95-4	5000	1000	--
14.	Manganese	7439-96-5	15	3	0.5
15.	Mercury ²	7439-97-6	0.2	0.1	--
16.	Nickel	7440-02-0	40	8	1
17.	Potassium	7440-09-7	5000	1000	--
18.	Selenium	7782-49-2	35	7	5
19.	Silver	7440-22-4	10	2	1
20.	Sodium	7440-23-5	5000	1000	--
21.	Thallium	7440-28-0	25	5	1
22.	Vanadium	7440-62-2	50	10	1
23.	Zinc	7440-66-6	60	12	1
24.	Cyanide ²	57-12-5	10	1	--

Table 7. 1 PFAS Compound List and Reporting and Method Detection Limits for Soil and Groundwater

	PFAS	Reporting Limit — Groundwater (ng/l)
1	Perfluorobutanesulfonic acid (PFBS)	1.6
2	Perfluoropentanesulfonic acid (PFPeS)	1.6
3	Perfluorohexanesulfonic acid (PFHxS)	1.6
4	Perfluoroheptanesulfonic acid (PFHpS)	1.6
5	Perfluorooctanesulfonic acid (PFOS)	1.6
6	Perfluorononanesulfonic acid (PFNS)	1.6
7	Perfluorodecanesulfonic acid (PFDS)	1.6
8	Perfluorododecanesulfonic acid (PFDoS)	1.6
9	Perfluorobutanoic acid (PFBA)	6.4
10	Perfluoropentanoic acid (PFPeA)	3.2
11	Perfluorohexanoic acid (PFHxA)	1.6
12	Perfluoroheptanoic acid (PFHpA)	1.6
13	Perfluorooctanoic acid (PFOA)	1.6
14	Perfluorononanoic acid (PFNA)	1.6
15	Perfluorodecanoic acid (PFDA)	1.6
16	Perfluoroundecanoic acid (PFUnA)	1.6
17	Perfluorododecanoic acid (PFDoA)	1.6
18	Perfluorotridecanoic acid (PFTrDA)	1.6
19	Perfluorotetradecanoic acid (PFTeDA)	1.6
20	Hexafluoropropylene oxide dimer acid (HFPO-DA)	6.4
21	4,8-Dioxa-3H-perfluorononanoic acid (ADONA)	6.4
22	Perfluoro-3-methoxypropanoic acid (PFMPA)	3.2
23	Perfluoro-4-methoxybutanoic acid (PFMBA)	3.2
24	Nonafluoro-3,6-dioxaheptanoic acid (NFDHA)	3.2
25	4:2 Fluorotelomer sulfonic acid (4:2-FTS)	6.4
26	6:2 Fluorotelomer sulfonic acid (6:2-FTS)	6.4
27	8:2 Fluorotelomer sulfonic acid (8:2-FTS)	6.4
28	3:3 Fluorotelomer carboxylic acid (3:3 FTCA)	8.0
29	5:3 Fluorotelomer carboxylic acid (5:3 FTCA)	40
30	7:3 Fluorotelomer carboxylic acid (7:3 FTCA)	40
31	Perfluorooctane sulfonamide (PFOSA)	1.6
32	N-methylperfluorooctane sulfonamide (NMeFOSA)	1.6
33	N-ethylperfluorooctane sulfonamide (NEtFOSA)	1.6
34	N-methylperfluorooctane sulfonamidoacetic acid (N-MeFOSAA)	1.6
35	N-ethylperfluorooctane sulfonamidoacetic acid (N-EtFOSAA)	1.6
36	N-methylperfluorooctane sulfonamidoethanol (NMeFOSE)	16
37	N-ethylperfluorooctane sulfonamidoethanol (NEtFOSE)	16
38	9-Chlorohexadecafluoro-3-oxanonane-1-sulfonic acid (F-53B Major) (9CL-PF3ONS)	6.4
39	11-Chloroeicosafluoro-3-oxaundecane-1-sulfonic acid (F-53B Minor) (11CL-PF3OUDS)	6.4
40	Perfluoro(2-ethoxyethane) sulfonic acid (PFEEESA)	3.2
41	Perfluorohexadecanoic acid (PFHxDA) ¹	~

	PFAS	Reporting Limit — Groundwater (ng/l)
	1,4-dioxane	5

	PFAS	Reporting Limit — Soil (ng/g)
1	Perfluorobutanesulfonic acid (PFBS)	0.2
2	Perfluoropentanesulfonic acid (PFPeS)	0.2
3	Perfluorohexanesulfonic acid (PFHxS)	0.2
4	Perfluoroheptanesulfonic acid (PFHpS)	0.2
5	Perfluorooctanesulfonic acid (PFOS)	0.2
6	Perfluorononanesulfonic acid (PFNS)	0.2
7	Perfluorodecanesulfonic acid (PFDS)	0.2
8	Perfluorododecanesulfonic acid (PFDoS)	0.2
9	Perfluorobutanoic acid (PFBA)	0.8
10	Perfluoropentanoic acid (PFPeA)	0.4
11	Perfluorohexanoic acid (PFHxA)	0.2
12	Perfluoroheptanoic acid (PFHpA)	0.2
13	Perfluorooctanoic acid (PFOA)	0.2
14	Perfluorononanoic acid (PFNA)	0.2
15	Perfluorodecanoic acid (PFDA)	0.2
16	Perfluoroundecanoic acid (PFUnA)	0.2
17	Perfluorododecanoic acid (PFDoA)	0.2
18	Perfluorotridecanoic acid (PFTrDA)	0.2
19	Perfluorotetradecanoic acid (PFTeDA)	0.2
20	Hexafluoropropylene oxide dimer acid (HFPO-DA)	0.8
21	4,8-Dioxa-3H-perfluorononanoic acid (ADONA)	0.8
22	Perfluoro-3-methoxypropanoic acid (PFMPA)	0.4
23	Perfluoro-4-methoxybutanoic acid (PFMBA)	0.4
24	Nonafluoro-3,6-dioxaheptanoic acid (NFDHA)	0.4
25	4:2 Fluorotelomer sulfonic acid (4:2-FTS)	0.8
26	6:2 Fluorotelomer sulfonic acid (6:2-FTS)	0.8
27	8:2 Fluorotelomer sulfonic acid (8:2-FTS)	0.8
28	3:3 Fluorotelomer carboxylic acid (3:3 FTCA)	1.0
29	5:3 Fluorotelomer carboxylic acid (5:3 FTCA)	5.0
30	7:3 Fluorotelomer carboxylic acid (7:3 FTCA)	5.0
31	Perfluorooctane sulfonamide (PFOSA)	0.2
32	N-methylperfluorooctane sulfonamide (NMeFOSA)	0.2
33	N-ethylperfluorooctane sulfonamide (NEtFOSA)	0.2
34	N-methylperfluorooctane sulfonamidoacetic acid (N-MeFOSAA)	0.2
35	N-ethylperfluorooctane sulfonamidoacetic acid (N-EtFOSAA)	0.2
36	N-methylperfluorooctane sulfonamidoethanol (NMeFOSE)	2.0
37	N-ethylperfluorooctane sulfonamidoethanol (NEtFOSE)	2.0
38	9-Chlorohexadecafluoro-3-oxanonane-1-sulfonic acid	0.8

	PFAS	Reporting Limit — Soil (ng/g)
	(F-53B Major) (9CL-PF3ONS)	
39	11-Chloroeicosafluoro-3-oxaundecane-1-sulfonic acid (F-53B Minor) (11CL-PF3OUdS)	0.8
40	Perfluoro(2-ethoxyethane) sulfonic acid (PFEESA)	0.4
41	Perfluorohexadecanoic acid (PFHxDA) ¹	~

Source: EPA Analysis of Per- and Polyfluoroalkyl Substances (PFAS) in Aqueous, Solid, Biosolids, and Tissue Samples by LC-MS/MS, Second Draft Method 1633, April 2023

Data for this table are derived from the single-laboratory validation study and are only provided as examples for this draft method. The data will be updated to reflect the interlaboratory study results in a subsequent revision. Therefore, these criteria will change after interlaboratory validation.

¹ This compound was not listed in the EPA Method 1633 2nd draft and currently no known values exist

Appendix E:
Health and Safety Plan

SITE-SPECIFIC HEALTH AND SAFETY PLAN

**WP Mall Cleaners & Gas Station Site
250 Hamilton Avenue
White Plains, New York**

Prepared For:

**Hamilton Green I Partners LLC
c/o Knauf Shaw
1400 Crossroads Building
2 State Street
Rochester, New York 14614**

Prepared By:

**SESI CONSULTING ENGINEERS
959 Route 46E, Floor 3, Suite 300
Parsippany, NJ 07054**

Project No.: 12636

**SEPTEMBER 2021
REVISED AUGUST 2023**

***Disclaimer:** This Health and Safety Plan (HASP) is based upon information provided [and, if applicable, conditions discovered during a site visit], and is limited by the project scope.*

The HASP should be periodically reviewed and updated based on a number of factors, including but not limited to: (1) changes in applicable governmental requirements; (2) changes in procedures at the site; and (3) site conditions which were unknown to SESI Consulting Engineers (SESI) as of the time the HASP was prepared.

This HASP has been prepared for the sole and exclusive use of Hamilton Green I Partners LLC, and may not be relied upon by any other person without the express written consent and authorization of SESI.

SITE-SPECIFIC HEALTH AND SAFETY PLAN

**For
WP Mall Cleaners and Gas Station Site
250 Hamilton Ave.
White Plains, New York**

Prepared by:

Steven Gustems
SESI- Project Manager

Approved by:

Fuad Dahan
SESI-Principal

Table of Contents

LIST OF ACRONYMS	I
HEALTH AND SAFETY PLAN SUMMARY.....	1
1.0 INTRODUCTION.....	2
1.1 OBJECTIVE	2
1.2 SITE AND FACILITY DESCRIPTION	2
1.3 POLICY STATEMENT.....	3
1.4 REFERENCES	3
1.5 DEFINITIONS	3
2.0 PROJECT SCOPE OF WORK.....	4
3.0 ROLES AND RESPONSIBILITIES.....	4
3.1 ALL PERSONNEL	4
3.2 KEY SAFETY PERSONNEL.....	5
3.2.1 <i>Project Officer (PO)</i>	5
3.2.2 <i>Project Manager (PM)</i>	5
3.2.3 <i>Health and Safety Manager (HSM)</i>	5
3.2.4 <i>Site Safety Officer (SSO)</i>	5
3.2.5 <i>Field Supervisor (FS)</i>	6
3.2.6 <i>Field Personnel (FP)</i>	6
3.3 SUBCONTRACTORS.....	6
3.4 STOP WORK AUTHORITY	7
3.5 ALL ON-SITE PERSONNEL.....	7
3.6 VISITORS.....	7
4.0 PERSONAL PROTECTIVE EQUIPMENT.....	8
4.1 LEVELS OF PROTECTION	8
4.1.1 <i>Level D Protection</i>	8
4.1.2 <i>Modified Level D Protection</i>	8
4.1.3 <i>Level C Protection</i>	9
4.2 SELECTION OF PPE	9
4.3 SITE RESPIRATORY PROTECTION PROGRAM.....	9
4.4 USING PPE.....	10
4.4.1 <i>Donning Procedures</i>	10
4.4.2 <i>Doffing Procedures</i>	10
4.5 SELECTION MATRIX.....	11
5.0 AIR AND NOISE MONITORING.....	11
5.1 AIR MONITORING.....	11
5.2 NOISE MONITORING.....	12
5.3 MONITORING EQUIPMENT MAINTENANCE AND CALIBRATION.....	12
5.4 ACTION LEVELS.....	12
6.0 WORK ZONES AND DECONTAMINATION.....	13
6.1 WORK ZONES.....	13

6.1.1	<i>Authorization to Enter</i>	13
6.1.2	<i>Site Orientation and Hazard Briefing</i>	13
6.1.3	<i>Certification Documents</i>	13
6.1.4	<i>Entry Log</i>	14
6.1.5	<i>Entry Requirements</i>	14
6.1.6	<i>Emergency Entry and Exit</i>	14
6.1.7	<i>Contamination Control Zones</i>	14
6.1.8	<i>Exclusion Zone (EZ)</i>	14
6.1.9	<i>Contamination Reduction Zone</i>	14
6.1.10	<i>Support Zone (SZ)</i>	14
6.1.11	<i>Posting</i>	15
6.1.12	<i>Site Inspections</i>	15
6.2	DECONTAMINATION.....	15
6.2.1	<i>Personnel Decontamination</i>	15
6.2.2	<i>Equipment Decontamination</i>	15
6.2.3	<i>Personal Protective Equipment Decontamination</i>	15
7.0	TRAINING AND MEDICAL SURVEILLANCE	16
7.1	TRAINING.....	16
7.1.1	<i>General</i>	16
7.1.2	<i>Basic 40-Hour Course</i>	16
7.1.3	<i>Supervisor Course</i>	16
7.1.4	<i>Site-Specific Training</i>	16
7.1.5	<i>Daily Safety Meetings</i>	17
7.1.6	<i>First Aid and CPR</i>	17
7.2	MEDICAL SURVEILLANCE.....	17
7.2.1	<i>Medical Examination</i>	17
7.2.2	<i>Pre-placement Medical Examination</i>	17
7.2.3	<i>Other Medical Examinations</i>	18
7.2.4	<i>Periodic Exam</i>	18
7.2.5	<i>Medical Restriction</i>	18
8.0	GENERAL SAFETY PRACTICES	18
8.1	GENERAL SAFETY RULES.....	18
8.2	BUDDY SYSTEM.....	19
8.3	HEAT STRESS.....	20
8.4	HEAT STRESS SAFETY PRECAUTIONS.....	21
	<i>Table 4 – Work/Rest Schedule</i>	21
8.5	COLD STRESS.....	22
8.6	SAFETY PRECAUTIONS FOR COLD STRESS PREVENTION.....	23
8.7	SAFE WORK PRACTICES.....	24
8.8	BIOLOGICAL HAZARDS.....	24
8.8.1	<i>Tick Borne Diseases</i>	24
8.8.2	<i>Poisonous Plants</i>	25
8.8.3	<i>Snakes</i>	25
8.8.4	<i>Spiders</i>	26
8.9	NOISE.....	26

8.10	SPILL CONTROL	27
8.11	SANITATION.....	27
8.11.1	<i>Break Area</i>	27
8.11.2	<i>Potable Water</i>	27
8.11.3	<i>Sanitary Facilities</i>	27
8.11.4	<i>Lavatory</i>	27
8.12	EMERGENCY EQUIPMENT.....	27
8.13	LOCKOUT/TAGOUT PROCEDURES	28
8.14	ELECTRICAL SAFETY	28
8.15	LIFTING SAFETY	29
8.16	LADDER SAFETY	29
8.17	TRAFFIC SAFETY.....	31
9.0	SITE-SPECIFIC HAZARDS AND CONTROL MEASURES.....	31
9.1	EVALUATION OF HAZARDS	31
9.1.1	<i>Hazard Characteristics</i>	31
9.1.2	<i>Potential Health and Safety Hazards</i>	32
9.2	FIELD ACTIVITIES, HAZARDS, AND CONTROL PROCEDURES	32
9.2.1	<i>Mobilization/Construction Stakeout</i>	32
9.2.2	<i>Demolition/Site Clearing</i>	33
9.2.3	<i>Excavation and Cut/Fill Operations</i>	34
9.2.3.1	Excavation/Trenching	34
9.2.3.2	Heavy Equipment Operation.....	35
9.2.3.3	Disturbance/Handling of Contaminated Material.....	36
9.2.4	<i>Drilling/Subsurface Intrusion Activities</i>	37
9.2.5	<i>Subsurface Chemical Sample Collection/Analysis</i>	40
9.2.6	<i>UST Closure</i>	41
9.2.6.1	Working in Confined Spaces	41
9.2.6.2	Working with Compressed Air	41
9.2.7	<i>Decontamination</i>	42
9.2.8	<i>Demobilization</i>	42
9.3	CHEMICAL HAZARDS	42
10.0	EMERGENCY PROCEDURES	45
10.1	GENERAL	45
10.2	EMERGENCY RESPONSE	45
10.2.1	<i>Fire</i>	45
10.2.2	<i>Contaminant Release</i>	45
10.3	MEDICAL EMERGENCY	46
10.3.1	<i>Emergency Care Steps</i>	46
10.4	FIRST AID - GENERAL	46
10.4.1	<i>First Aid - Inhalation</i>	46
10.4.2	<i>First Aid - Ingestion</i>	47
10.4.3	<i>First Aid - Skin Contact</i>	47
10.4.4	<i>First Aid - Eye Contact</i>	47
10.5	REPORTING INJURIES, ILLNESSES, AND SAFETY INCIDENTS	47
10.6	EMERGENCY INFORMATION	47

10.6.1	<i>Directions to Hospital</i>	48
11.0	LOGS, REPORTS, AND RECORD KEEPING	49
11.1	HASP FIELD CHANGE REQUEST	49
11.2	MEDICAL AND TRAINING RECORDS	49
11.3	EXPOSURE RECORDS.....	49
11.4	ACCIDENT/INCIDENT REPORT	49
11.5	OSHA FORM 200.....	49
11.6	ON-SITE HEALTH AND SAFETY FIELD LOGBOOKS	49
11.7	MATERIAL SAFETY DATA SHEETS	50
12.0	COVID-19 RESPONSE ACTION PLAN	50

LIST OF FIGURES

Figure No. **Title**

Fig-1 Directions to White Plains Hospital

LIST OF EMBEDDED TABLES

<u>Table</u>	<u>Title</u>	<u>Page</u>
1.	Key Safety Personnel	7
2.	PPE Selection Matrix	11
3.	Airborne Contaminant Action Levels	12
4.	Work/Rest Schedule	21
5.	Wind Chill Temperature Chart	22
6	List of Primary Contaminants	42
7	Emergency Contacts	46

LIST OF ATTACHMENTS

Attachment 1	Air Monitoring Log
Attachment 2	OSHA Poster
Attachment 3	HASP Field Change Request Form
Attachment 4	Accident/Incident Report
Attachment 5	Signatory Page
Attachment 6	Material Safety Data Sheets

List of Acronyms

ACGIH	American Conference of Governmental Industrial Hygienists
COC	Constituent(s) of Concern
CRZ	Contamination Reduction Zone
EZ	Exclusion Zone
FS	Field Supervisor
GFCI	Ground Fault Circuit Interrupter
HASP	Health and Safety Plan
HSM	Health and Safety Manager
LEL	Lower Explosive Limit
MSDS	Material Safety Data Sheet
OSHA	Occupational Safety and Health Administration
PCB	Polychlorinated Biphenyls
PEL	Permissible Exposure Limit
PID	Photoionization Detector
PM	Project Manager
PO	Project Officer
PPE	Personal Protective Equipment
SESI	SESI Consulting Engineers
SSO	Site Safety Officer
SVOC	Semi-Volatile Organic Compound
SZ	Support Zone
TLV	Threshold Limit Value
USCG	United States Coast Guard
USEPA	United States Environmental Protection Agency
VOC	Volatile Organic Compound

HEALTH AND SAFETY PLAN SUMMARY

The chemical hazards associated with site operations are related to inhalation, ingestion, and skin exposure to site Chemicals of Concern (COCs). COCs at the site VOCs, SVOCs, metals, and pesticides. Concentrations of airborne COCs during site tasks may be measurable and will require air monitoring during certain operations.

The potential for inhalation of site COCs is low. The potential for dermal contact with soils containing site COCs during remedial operations is moderate.

The following table summarizes airborne contaminant action levels that will be used to determine the procedures and protective equipment necessary based on conditions as measured at the site.

Parameter	Reading	Action
Dust	0 to .5 mg/m ³	Normal operations
	0.5 to 1 mg/m ³	Begin soil wetting procedure (Level C protection would be needed beyond this point)
	> 1 mg/m ³	Stop work, fully implement dust control plan
Oxygen	≤ 19.5%	Stop work, evacuate confined spaces/work area, investigate cause of reading, and ventilate area
	> 19.5% to < 23.5%	Normal operations
	≥ 23.5%	Stop work, evacuate confined spaces/work area, investigate cause of reading, and ventilate area
Carbon Monoxide	0 ppm to ≤ 20 ppm	Normal operations
	> 20 ppm	Stop work, evacuate confined spaces/work area, investigate cause of reading, and ventilate area

The level of personal protection selected will be based on air monitoring of the work environment and an assessment by the Field Supervisor and Site Safety Officer. The following table presents a selection matrix to determine appropriate Personal Protective Equipment.

Task	Anticipated Level of Protection
Mobilization	Level D
Subsurface Intrusive Activities (Mass Excavation, Drilling, Soil Grouting)	Modified Level D/Level C
Earthwork/Grading	Level D
Additional Chemical Sampling / Delineation	Modified Level D/Level C
Decontamination	Modified Level D
Demobilization	Level D

1.0 INTRODUCTION

1.1 Objective

The objective of this Health and Safety Plan (HASP) is to provide a mechanism for establishing safe working conditions during remedial action activities. The safety organization, procedures, and protective equipment have been established based on an analysis of potential physical, chemical, and biological hazards. Specific hazard control methodologies have been evaluated and selected to minimize the potential of injury, illness, or other hazardous incident.

The HASP was written to meet the requirements of all applicable Federal, State, and local health and safety regulations, including 29 CFR 1910.120. The HASP is based on current knowledge regarding the specific chemical and physical hazards that are known or anticipated at the Site. This HASP is a dynamic document, for which changes and/or revisions may be realized as changes in scope and/or site conditions are encountered. Should revised documents be produced, said revised documents will refer to the specific changes and why they were made.

1.2 Site and Facility Description

This document presents the HASP for the Site Management Plan (SMP) or the property located at 250 Hamilton Avenue, Westchester County, White Plains, New York. The Site consists of a 1.808-acre parcel and is a new tax lot that was formerly a portion of two (2) contiguous lots totaling approximately 3.75 acres. The Site contains the former White Plains Mall parking lot and a portion of the former White Plains Mall. The mall and adjoining parking lot were razed in September and October 2022. The Site is bounded to the north by Barker Avenue, to the east by Cottage Place, to the south by Hamilton Avenue, and to the west by the former White Plains Mall. The nearest surface water body is the Bronx River located approximately 0.6 miles west of the Site.

Historic Sanborn fire insurance maps, as outlined in AKRF's Phase I ESA, indicate that the Site contained several private residential dwellings, a candy manufacturer, and a gasoline station located on the southern portion of the Site with greasing operations and four gasoline tanks at 250 Hamilton Avenue on the 1950 map. There is an adjacent off-site gas station with three gasoline tanks at 230 Hamilton Avenue located west of the Site on the 1930 through 1950 maps. Numerous private dwellings were shown within the current building footprint on historic Sanborn maps from 1894 to 1950. Based on these findings, the Phase I ESA identified the potential for abandoned underground storage tanks (USTs) and/or associated petroleum contamination in the Site subsurface associated with the gasoline station and/or heating oil for the residential dwellings as a recognized environmental condition (REC). The former on-Site structures were likely present until construction of the current two-story shopping mall and east-adjacent asphalt-paved parking lot. Based on historic records and interviews, the western adjacent shopping mall was constructed in 1972 and has operated as the White Plains Mall with a variety of tenants since its construction, including potential dry cleaners listed in historic City Directories.

1.3 Policy Statement

The policy of SESI Consulting Engineers (SESI) is to provide a safe and healthful work environment. No aspect of operations is of greater importance than injury and illness prevention. A fundamental principle of safety management is that all injuries, illnesses, and incidents are preventable. SESI will take every reasonable step to eliminate or control hazards in order to minimize the possibility of injury, illness, or incident.

This HASP prescribes the procedures that must be followed by SESI personnel during activities at the site. Operational changes that could affect the health and safety of personnel, the community, or the environment will not be made without the prior approval of the Project Manager (PM) and the Health and Safety Manager (HSM). This document will be reviewed periodically by the HSM to ensure that it is current and technically correct. Any changes in site conditions and/or the scope of work will require a review and modification to this HASP. Such changes will be completed in the form of an addendum or a revision to the plan.

The provisions of this plan are mandatory for all SESI personnel and are advisory for all contractors, and subcontractors assigned to the project. **Subcontractors will be responsible for preparing their own site-specific HASPs that meet the basic requirements outlined in this HASP.** All visitors to SESI work areas at the site must abide by the requirements of this plan.

1.4 References

This HASP complies with applicable Occupational Safety and Health Administration (OSHA) regulations, United States Environmental Protection Agency (USEPA) regulations, and SESI health and safety policies and procedures. This plan follows the guidelines established in the following:

- *Standard Operating Safety Guides*, USEPA (Publication 9285.1-03, June 1992).
- *Occupational Safety and Health Guidance Manual for Hazardous Waste Site Activities*, NIOSH, OSHA, USCG, USEPA (86116, October 1985).
- *Title 29 of the Code of Federal Regulations* (CFR), Part 1910.
- *Title 29 of the Code of Federal Regulations* (CFR), Part 1926.
- *Pocket Guide to Chemical Hazards*, DHHS, PHS, CDC, NIOSH (2004).
- *Threshold Limit Values*, ACGIH (2005).
- *Guide to Occupational Exposure Values*, ACGIH (2005).
- *Quick Selection Guide to Chemical Protective Clothing*, Forsberg, K. and S.Z. Mansdorf, 2nd Ed. (1993).

1.5 Definitions

The following definitions (listed alphabetically) are applicable to this HASP:

- *Contamination Reduction Zone (CRZ)* - Area between the exclusion zone and support zone that provides a transition between contaminated and clean areas. Decontamination stations are located in this zone.
- *Exclusion Zone (EZ)* - Any portions of the site where hazardous substances are, or are reasonably suspected to be present, and pose an exposure hazard to on-site personnel.

- *Incident* - All losses, including first aid cases, injuries, illnesses, spills/leaks, equipment and property damage, motor vehicle accidents, regulatory violations, fires, and business interruptions.
- *On-Site Personnel* - All SESI and subcontractors involved with the project.
- *Project* - All on-site work performed under the scope of work.
- *Site* - The area described in Section 1.2, Site and Facility Description, where the work is to be performed by SESI personnel and subcontractors.
- *Support Zone (SZ)* - All areas of the site except the EZ and CRZ. The SZ surrounds the CRZ and EZ. Support equipment and break areas are located in this zone.
- *Subcontractor* - Includes contractor personnel hired by SESI.
- *Visitor* - All other personnel, except the on-site personnel.
- *Work Area* - The portion of the site where work activities are actively being performed. This area may change daily as work progresses and includes the SZ, CRZ, and EZ. If the work area is located in an area on the site that is not contaminated, or suspected of being contaminated, the entire work area may be a SZ.

2.0 PROJECT SCOPE OF WORK

This HASP contains information for the following tasks that SESI is anticipated to conduct at the Site. Should additional and/or different tasks be identified, amendments to this HASP will be required to address these changed items.

- Mobilization/Sample location stakeout;
- Soil Borings and Monitoring Well Installation;
- Excavation of contaminated soil “hot spots”;
- Earthwork and grading;
- Chemical sampling of soil and groundwater; and
- Decontamination and demobilization/site restoration.

3.0 ROLES AND RESPONSIBILITIES

3.1 All Personnel

All SESI project personnel must adhere to the procedures outlined in this HASP during the performance of their work. Each person is responsible for completing tasks safely and reporting any unsafe acts or conditions to their supervisor. No person may work in a manner that conflicts with these procedures. After due warnings, the PM will dismiss from the site any SESI employee or subcontractor who violates safety procedures.

All SESI project personnel will receive training in accordance with applicable regulations and be familiar with the requirements and procedures contained in this HASP prior to initiating site activities. In addition, all SESI personnel will attend an initial hazard briefing prior to beginning work at the site.

The roles of key safety personnel and subcontractors are outlined in the following sections. Key project personnel and contacts are summarized in **Table 1** on page 7.

3.2 Key Safety Personnel

3.2.1 Project Officer (PO)

The PO is responsible for providing resources to assure project activities are completed in accordance with this HASP, and for meeting all regulatory and contractual requirements.

3.2.2 Project Manager (PM)

The PM is responsible for verifying that project activities are completed in accordance with the requirements of this HASP. The PM is responsible for confirming that the Field Supervisor (FS) has the equipment, materials, and qualified personnel to fully implement the safety requirements of this HASP, and/or that subcontractors assigned to this project meet the requirements established by SESI. It is also the responsibility of the PM to:

- Consult with the HSM on site health and safety issues;
- Verify that subcontractors meet health and safety requirements prior to commencing work;
- Verify that all incidents are thoroughly investigated;
- Approve, in writing, addenda or modifications of this HASP; and
- Suspend work or modify work practices, as necessary, for personal safety, protection of property, and regulatory compliance.

3.2.3 Health and Safety Manager (HSM)

The HSM or his designee, the health and safety manager (HSM), has overall responsibility for the technical health and safety aspects of the project, including review and approval of this HASP. Inquiries regarding health and safety procedures, project procedures, and other technical or regulatory issues should be addressed to this individual. The HSM or his designee must approve changes or addenda to this HASP.

3.2.4 Site Safety Officer (SSO)

The SSO is responsible for field health and safety issues, including the execution of this HASP. Questions in the field regarding health and safety procedures, project procedures, and other technical or regulatory issues should be addressed to this individual. The SSO will advise the PM on health and safety issues and will establish and coordinate the project air-monitoring program if one is deemed necessary (see Section 5.1, Air Monitoring). The SSO is the primary site contact on health and safety matters. It is the responsibility of the SSO to:

- Provide on-site technical assistance, if necessary;
- Participate in all accident/incident reports and ensure that they are reported to the HSM, client, and PM within 24 hours;
- Coordinate site and personal air monitoring as required, including equipment maintenance and calibration;
- Conduct site safety orientation training and safety meetings;
- Verify that project personnel have received the required physical examinations and medical certifications;
- Review site activities with respect to compliance with this HASP;
- Maintain required health and safety documents and records; and

- Assist the FS in instructing field personnel on project hazards and protective procedures.

3.2.5 Field Supervisor (FS)

The FS is responsible for implementing this HASP, including communicating requirements to on-site personnel and subcontractors. The FS will be responsible for informing the PM of changes in the work plan, procedures, or site conditions so that those changes may be addressed in this HASP. Other responsibilities are to:

- Consult with the SSO on site health and safety issues;
- Stop work, as necessary, for personal safety, protection of property, and regulatory compliance;
- Obtain a site map and determine and post routes to medical facilities and emergency telephone numbers;
- Notify local public emergency representatives (as appropriate) of the nature of the site operations, and post their telephone numbers (i.e., local fire department personnel who would respond for a confined space rescue);
- Observe on-site project personnel for signs of ill health effects;
- Investigate and report any incidents to the SSO;
- Verify that all on-site personnel have had applicable training;
- Verify that on-site personnel are informed of the physical, chemical, and biological hazards associated with the site activities, and the procedures and protective equipment necessary to control the hazards; and
- Issue/obtain any required work permits (hot work, confined space, etc.).

3.2.6 Field Personnel (FP)

All SESI field personnel are responsible for following the Health and Safety procedures specified in this HASP and work practices specified in applicable operation procedures. Some specific responsibilities include, but are not limited to:

- Reading and understanding the HASP;
- Reporting all accidents, incidents, injuries, or illnesses to the FS;
- Complying with the requests of the SSO;
- Immediately communicating newly identified hazards or noncompliance issues to the FS or SSO; and
- Stopping work in cases of immediate danger.

3.3 Subcontractors

Subcontractors and their personnel must understand and comply with applicable regulations and site requirements established in this HASP. Subcontractors will prepare their own site-specific HASP that must be consistent with the requirements of this HASP.

All subcontractor personnel will receive training in accordance with applicable regulations and be familiar with the requirements and procedures contained in this HASP prior to initiating site activities. All subcontractor personnel will attend an initial hazard briefing prior to beginning work at the site. Additionally, on-site subcontractor personnel must conduct daily site safety meetings.

Subcontractors must designate individuals to function as the PM, HSM, SSO, and FS. In some firms the HSM to be carried out by the PM. This is acceptable provided the PM has the required knowledge, training, and experience to properly address all hazards associated with the work, and to prepare, approve, and oversee the execution of the site-specific HASP. A subcontractor may designate the same person to perform the duties of both the SSO and the FS. However, depending on the level of complexity of a contractor's scope of work, it may be infeasible for one person to perform both functions satisfactorily.

3.4 Stop Work Authority

Every SESI employee and subcontractor is empowered, expected, and has the responsibility to stop the work of another co-worker if the working conditions or behaviors are considered unsafe.

3.5 All On-Site Personnel

All on-site SESI personnel (including SESI subcontractors) must read and acknowledge their understanding of their respective HASPs before commencing work and abide by the requirements of the plans. All on-site SESI personnel shall sign their HASP Acknowledgement Form following their review of their HASP.

All SESI project personnel will receive training in accordance with applicable regulations and be familiar with the requirements and procedures contained in this HASP prior to initiating site activities. In addition, all on-site personnel will attend an initial hazard briefing provided by the SSO prior to beginning work at the site and conduct daily safety meetings thereafter.

On-site personnel will immediately report the following to the FS or SSO:

- Personal injuries and illnesses no matter how minor;
- Unexpected or uncontrolled release of chemical substances;
- Symptoms of chemical exposure;
- Unsafe or hazardous situations;
- Unsafe or malfunctioning equipment;
- Changes in site conditions that may affect the health and safety of project personnel;
- Damage to equipment or property; and
- Situations or activities for which they are not properly trained.

3.6 Visitors

All SESI personnel and subcontractors visiting the Site must check in with the FS. Visitors will be cautioned to avoid skin contact with surfaces, soils, groundwater, or other materials that may be impacted or be suspected to be impacted by constituents of concern (COCs).

Visitors requesting to observe work at the site must don appropriate personal protective equipment (PPE) prior to entry to the work area and must have the appropriate training and medical clearances to do so. If respiratory protective devices are necessary, visitors who wish to enter the work area must have been respirator-trained and fit tested for a respirator within the past 12 months.

Table 1 – Key Safety Personnel

SESI Personnel		
Role	Name	Address/Telephone No.
Project Officer (PO)	Fuad Dahan	Pine Brook, NJ/973.747.9567
Project Manager (PM)	Steven Gustems	Pine Brook, NJ/973.518.8547
Senior Project Engineer (SPE)	Fuad Dahan	Pine Brook, NJ/973.747.9567
Health and Safety Manager (HSM)	Joe Scardino	Pine Brook, NJ/973.809.0835
Site Safety Officer (SSO)	Joe Scardino	Pine Brook, NJ/973.809.0835
Field Supervisor (FS)	Todd Kelly	Pine Brook, NJ/973.518.8271
Field Personnel	Jeffery Lamborn	Pine Brook, NJ/973.809.2079
Subcontractors		
Company/Role	Name	Address/Telephone No.
AARCO/Drilling Contractor	Chuck Blumberg	Lindenhurst, NY/631.586.59020
Alpha Analytical/ Analytical Lab	Paul Simms	Westborough, MA/580.898.9220

4.0 PERSONAL PROTECTIVE EQUIPMENT

4.1 Levels of Protection

PPE is required to safeguard site personnel from various hazards. Varying levels of protection may be required depending on the levels of COCs and the degree of physical hazard. This section presents the various levels of protection and defines the conditions of use for each level. A summary of the levels is presented in **Table 2** on page 11.

4.1.1 Level D Protection

The minimum level of protection that will be required of project personnel at the site will be Level D, which will be worn when site conditions or air monitoring indicates no inhalation hazard exists. The following equipment will be used:

- Work clothing as prescribed by weather;
- Steel toe work boots, meeting American National Standards Institute (ANSI) Z41;
- Safety glasses or goggles, meeting ANSI Z87;
- Leather work gloves and/or nitrile surgical gloves;
- Hard hat, meeting ANSI Z89, when falling object hazards are present;
- Hearing protection (if noise levels exceed 85 dBA, then hearing protection with a USEPA NRR of at least 20 dBA must be used); and
- PFD if working on or near the water.

4.1.2 Modified Level D Protection

Modified Level D will be used when airborne contaminants are not present at levels of concern, but site activities present an increased potential for skin contact with contaminated materials. Modified Level D consists of:

- Nitrile gloves worn over nitrile surgical gloves;
- Latex/polyvinyl chloride (PVC) overboots when contact with COC-impacted media is anticipated;
- Steel toe work boots, meeting ANSI Z41;
- Safety glasses or goggles, meeting ANSI Z87;

- Face shield in addition to safety glasses or goggles when projectiles or splash hazards exist (e.g. during Power Washing activities);
- Hard hat, meeting ANSI Z89, when falling object hazards are present;
- Hearing protection (if noise levels exceed 85 dBA, then hearing protection with a USEPA NRR of at least 20 dBA must be used);
- Tyvek® suit (polyethylene coated Tyvek® suits for handling liquids) when body contact with COC-impacted media is anticipated; and
- PFD if working on or near the water.

4.1.3 Level C Protection

Level C protection will be required when the airborne concentration of COC reaches one-half of the OSHA Permissible Exposure Limit or ACGIH TLV. The following equipment will be used for Level C protection:

- Full-face, air-purifying respirator with combination organic vapor/HEPA cartridges;
- Polyethylene-coated Tyvek® suit, with ankles and cuffs taped to boots and gloves;
- Nitrile gloves worn over nitrile surgical gloves;
- Steel toe work boots, meeting ANSI Z41;
- Chemical-resistant boots with steel toes or latex/PVC overboots over steel toe boots;
- Hard hat, meeting ANSI Z89;
- Hearing protection (if noise levels exceed 85 dBA, then hearing protection with a USEPA NRR of at least 20 dBA must be used); and
- PFD if working on or near the water.

4.2 Selection of PPE

Equipment for personal protection will be selected based on the potential for contact, site conditions, ambient air quality, and the judgment of supervising site personnel and health and safety professionals. The PPE used will be chosen to be effective against the COCs present on the site.

4.3 Site Respiratory Protection Program

Respiratory protection is an integral part of employee health and safety at the site due to potentially hazardous concentrations of airborne COCs. The site respiratory protection program will consist of the following (as a minimum):

- All on-site personnel who may use respiratory protection will have an assigned respirator.
- All on-site personnel who may use respiratory protection will have been fit tested and trained in the use of a full-face air-purifying respirator within the past 12 months. Documentation of the fit test must be provided to the SSO prior to commencement of work.
- All on-site personnel who may use respiratory protection must within the past year have been medically certified as being capable of wearing a respirator. Documentation of the medical certification must be provided to the SSO, prior to commencement of site work.
- Only cleaned, maintained, NIOSH-approved respirators will be used.

- If respirators are used, the respirator cartridge is to be properly disposed of at the end of each work shift, or when load-up or breakthrough occurs.
- Contact lenses are not to be worn when a respirator is worn.
- All on-site personnel who may use respiratory protection must be clean-shaven. Mustaches and sideburns are permitted, but they must not touch the sealing surface of the respirator.
- Respirators will be inspected, and a negative pressure test performed prior to each use.
- After each use, the respirator will be wiped with a disinfectant, cleansing wipe. When used, the respirator will be thoroughly cleaned at the end of the work shift. The respirator will be stored in a clean plastic bag, away from direct sunlight in a clean, dry location, in a manner that will not distort the face piece.

4.4 Using PPE

Depending upon the level of protection selected, specific donning and doffing procedures may be required. The procedures presented in this section are mandatory if Modified Level D or Level C PPE is used. All personnel entering the EZ must put on the required PPE in accordance with the requirements of this HASP. When leaving the EZ, PPE will be removed in accordance with the procedures listed, to minimize the spread of COCs.

4.4.1 Donning Procedures

These procedures are mandatory only if Modified Level D or Level C PPE is used on the site:

- Remove bulky outerwear. Remove street clothes and store in clean location;
- Put on work clothes or coveralls;
- Put on the required chemical protective coveralls;
- Put on the required chemical protective boots or boot covers;
- Tape the legs of the coveralls to the boots with duct tape;
- Put on the required chemical protective gloves;
- Tape the wrists of the protective coveralls to the gloves;
- Don the required respirator and perform appropriate fit check (Level C);
- Put hood or head covering over-head and respirator straps and tape hood to facepiece (Level C); and
- Don remaining PPE, such as safety glasses or goggles and hard hat.

When these procedures are instituted, one person must remain outside the work area to ensure that each person entering has the proper protective equipment.

4.4.2 Doffing Procedures

The following procedures are only mandatory if Modified Level D or Level C PPE is required for the site. Whenever a person leaves the work area, the following decontamination sequence will be followed:

- Upon entering the CRZ, rinse contaminated materials from the boots or remove contaminated boot covers;
- Clean reusable protective equipment;

- Remove protective garments, equipment, and respirator (Level C). All disposable clothing should be placed in plastic bags, which are labeled with contaminated waste labels;
- Wash hands, face, and neck (or shower if necessary);
- Proceed to clean area and dress in clean clothing; and
- Clean and disinfect respirator for next use.

All disposable equipment, garments, and PPE must be bagged in plastic bags, labeled for disposal. See Section 7, Decontamination, for detailed information on decontamination stations.

4.5 Selection Matrix

The level of personal protection selected will be based on air monitoring of the work environment and an assessment by the FS and SSO of the potential for skin contact with COCs. The PPE selection matrix is presented in **Table 2** below. This matrix is based on information available at the time this plan was written. The Airborne Contaminant Action Levels in **Table 3** on page 12, Airborne Contaminant Action Levels, should be used to verify that the PPE prescribed in these matrices is appropriate.

Table 2 – PPE Selection Matrix

Task	Anticipated Level of Protection
Mobilization	Level D
Subsurface Intrusive Activities (Excavation, Drilling)	Modified Level D/Level C
Earthwork/Grading	Level D
Chemical Sampling / Delineation	Modified Level D/Level C
Decontamination	Modified Level D
Demobilization	Level D

5.0 AIR AND NOISE MONITORING

5.1 Air Monitoring

Air monitoring, sampling, and testing will be conducted to determine employee exposure to airborne constituents. The monitoring results will dictate work procedures and the selection of PPE. The SESI SSO will be responsible for defining appropriate air monitoring procedures and for utilizing the air monitoring results to determine appropriate procedures and PPE for project personnel. Air monitoring results should be recorded in field notebooks or on an air monitoring log (see Attachment 1 for a copy of the Air Monitoring Log). Any deviations from the procedures listed here should be documented and explained in the Air Monitoring Log.

The monitoring devices to be used are a PDR1000 particulate monitor (or equivalent) and a Rae Systems MultiRAE detector (PID with a 11.7 eV lamp/oxygen/LEL/hydrogen sulfide sensors). Colorimetric detector tubes may be utilized to estimate airborne concentrations of benzene and should be onsite during any activities that may result in elevated PID readings including drilling, excavating, and groundwater sampling.

Air monitoring will be conducted continuously with the LEL/Oxygen meter during drilling in areas where flammable vapors or gases are suspect. All work activity must stop where tests indicate the concentration of flammable vapors exceeds 10% of the LEL at a location with a potential ignition source. Such an area must be ventilated to reduce the concentration to an acceptable level.

5.2 Noise Monitoring

Noise monitoring may be conducted as required. Hearing protection is mandatory for all employees in noise hazardous areas, such as around heavy equipment. As a general rule, sound levels that cause speech interference at normal conversation distance should require the use of hearing protection.

5.3 Monitoring Equipment Maintenance and Calibration

All direct-reading instrumentation calibrations should be conducted under the approximate environmental conditions the instrument will be used. Instruments must be calibrated before and after use, noting the reading(s) and any adjustments that are necessary. All air monitoring equipment calibrations, including the standard used for calibration, must be documented on a calibration log or in the field notebook. All completed health and safety documentation/forms must be reviewed by the SSO and maintained by the FS.

All air monitoring equipment will be maintained and calibrated in accordance with the specific manufacturer’s procedures. Preventive maintenance and repairs will be conducted in accordance with the respective manufacturer’s procedures. When applicable, only manufacturer-trained and/or authorized personnel will be allowed to perform instrument repairs or preventive maintenance.

If an instrument is found to be inoperative or suspected of giving erroneous readings, the SSO must be responsible for immediately removing the instrument from service and obtaining a replacement unit. If the instrument is essential for safe operation during a specific activity, that activity must cease until an appropriate replacement unit is obtained. The SSO will be responsible for ensuring a replacement unit is obtained and/or repairs are initiated on the defective equipment.

5.4 Action Levels

Table 3 below presents airborne contaminant action levels that will be used to determine the procedures and protective equipment necessary based on conditions as measured at the site.

Table 3 – Airborne Contaminant Action Levels

Parameter	Reading	Action
Total Hydrocarbons	0 ppm to ≤ 1 ppm	Normal operations; continue hourly breathing zone monitoring
	> 1 ppm to 5 ppm	Increase monitoring frequency to every 15 minutes and use benzene detector tube to screen for the presence of benzene
	≥ 5 ppm to ≤ 50 ppm	Upgrade to Level C PPE; continue screening for benzene
	> 50 ppm	Stop work; investigate cause of reading
	At any reading > 5 ppm	Monitor perimeter per CAMP

Parameter	Reading	Action
Benzene	≥ 1 ppm to 5 ppm	Upgrade to Level C PPE
	> 5 ppm	Stop work; investigate cause of reading
Dust	0 to .05 mg/m ³	Normal operations
	0.05 to 0.1 mg/m ³	Begin soil wetting procedure (Level C protection would be needed beyond this point)
	> 0.15 mg/m ³	Stop work, fully implement dust control plan
Oxygen	≤ 19.5%	Stop work, evacuate confined spaces/work area, investigate cause of reading, and ventilate area
	> 19.5% to < 23.5%	Normal operations
	≥ 23.5%	Stop work, evacuate confined spaces/work area, investigate cause of reading, and ventilate area
Carbon Monoxide	0 ppm to ≤ 20 ppm	Normal operations
	> 20 ppm	Stop work, evacuate confined spaces/work area, investigate cause of reading, and ventilate area
Hydrogen Sulfide	0 ppm to ≤ 5 ppm	Normal operations
	> 5 ppm	Stop work, evacuate confined spaces/work area, investigate cause of reading, and ventilate area
Flammable Vapors (LEL)	< 10% LEL	Normal operations
	≥ 10% LEL	Stop work, ventilate area, investigate source of vapors

6.0 WORK ZONES AND DECONTAMINATION

6.1 Work Zones

6.1.1 Authorization to Enter

Only personnel with the appropriate training and medical certifications (if respirators are required) will be allowed to work at the project site. The FS will maintain a list of authorized persons; only personnel on the authorized persons list will be allowed to enter the site work areas.

6.1.2 Site Orientation and Hazard Briefing

No person will be allowed in the work area during site operations without first being given a site orientation and hazard briefing. This orientation will be presented by the FS or SSO and will consist of a review of this HASP. This review must cover the chemical, physical, and biological hazards, protective equipment, safe work procedures, and emergency procedures for the project. Following this initial meeting, daily safety meetings will be held each day before work begins.

All people entering the site work areas, including visitors, must document their attendance at this briefing, as well as the daily safety meetings on the forms included with this plan.

6.1.3 Certification Documents

A training and medical file may be established for the project and kept on site during all site operations. Specialty training, such as first aid/cardiopulmonary resuscitation (CPR)

certificates, as well as current medical clearances for all project field personnel required to wear respirators, will be maintained within that file. All project personnel must provide their training and medical documentation to the SSO prior to starting work.

6.1.4 Entry Log

A log-in/log-out sheet will be maintained at the site by the FS. Personnel must sign in and out on a log sheet as they enter and leave the work area, and the FS may document entry and exit in the field notebook.

6.1.5 Entry Requirements

In addition to the authorization, hazard briefing, and certification requirements listed above, no person will be allowed in any SESI work area unless they are wearing the minimum PPE as described in Section 4.0.

6.1.6 Emergency Entry and Exit

People who must enter the work area on an emergency basis will be briefed of the hazards by the FS or SSO. All activities will cease in the event of an emergency. People exiting the work area because of an emergency will gather in a designated safe area for a head count. The FS is responsible for ensuring that all people who entered the work area have exited in the event of an emergency.

6.1.7 Contamination Control Zones

Contamination control zones are maintained to prevent the spread of contamination and to prevent unauthorized people from entering hazardous areas.

6.1.8 Exclusion Zone (EZ)

An EZ may consist of a specific work area or may be the entire area of potential contamination. All employees entering an EZ must use the required PPE and must have the appropriate training and medical clearance for hazardous waste work. The EZ is the defined area where there is a possible respiratory and/or contact health hazard. Cones, caution tape, or a posted site diagram will identify the location of each EZ.

6.1.9 Contamination Reduction Zone

The CRZ or transition area will be established, if necessary, to perform decontamination of personnel and equipment. All personnel entering or leaving the EZ will pass through this area to prevent any cross-contamination. Tools, equipment, and machinery will be decontaminated in a specific location. The decontamination of all personnel will be performed on site adjacent to the EZ. Personal protective outer garments and respiratory protection will be removed in the CRZ and prepared for cleaning or disposal. This zone is the only appropriate corridor between the EZ and the support zone (SZ) discussed below.

6.1.10 Support Zone (SZ)

The SZ is a clean area outside the CRZ located to prevent employee exposure to hazardous substances. Eating and drinking will be permitted in the support area only after proper decontamination. Smoking may be permitted in the SZ, subject to site requirements.

6.1.11 Posting

Work areas will be prominently marked and delineated using cones, caution tape, or a posted site diagram.

6.1.12 Site Inspections

The FS will conduct a daily inspection of site activities, equipment, and procedures to verify that the required elements are in place.

6.2 Decontamination

6.2.1 Personnel Decontamination

All personnel wearing Modified Level D or Level C protective equipment in the EZ must undergo personal decontamination prior to entering the SZ. The personnel decontamination area will consist of the following stations at a minimum:

- *Station 1:* Personnel leaving the contaminated zone will remove the gross contamination from their outer clothing and boots.
- *Station 2:* Personnel will remove their outer garment and gloves and dispose of it in properly labeled containers. Personnel will then decontaminate their hard hats, and boots with an aqueous solution of detergent or other appropriate cleaning solution. These items are then hand carried to the next station.
- *Station 3:* Personnel will thoroughly wash their hands and face before leaving the CRZ. Respirators will be sanitized and then placed in a clean plastic bag.

6.2.2 Equipment Decontamination

All vehicles that have entered the EZ will be decontaminated at the decontamination pad prior to leaving the zone. If the level of vehicle contamination is low, decontamination may be limited to rinsing of tires and wheel wells with water. If the vehicle is significantly contaminated, steam cleaning or pressure washing of vehicles and equipment may be required.

6.2.3 Personal Protective Equipment Decontamination

Where and whenever possible, single-use, external protective clothing must be used for work within the EZ or CRZ. This protective clothing must be disposed of in properly labeled containers. Reusable protective clothing will be rinsed at the site with detergent and water. The rinsate will be collected for disposal.

When removed from the CRZ, the respirator will be thoroughly cleaned with soap and water. The respirator face piece, straps, valves, and covers must be thoroughly cleaned at the end of each work shift, and ready for use prior to the next shift. Respirator parts may be disinfected with a solution of bleach and water (mixed at 2% bleach by volume), or by using a spray disinfectant

7.0 TRAINING AND MEDICAL SURVEILLANCE

7.1 Training

7.1.1 General

All on-site project personnel who work in areas where they may be exposed to site contaminants must be trained as required by OSHA Regulation 29 CFR 1910.120 (HAZWOPER). Field employees also must receive a minimum of three days of actual field experience under the direct supervision of a trained, experienced supervisor. Personnel who completed their initial training more than 12 months prior to the start of the project must have completed an eight-hour refresher course within the past 12 months. The FS must have completed an additional eight hours of supervisory training and must have a current first-aid/CPR certificate (See Attachment 2).

7.1.2 Basic 40-Hour Course

The following is a list of the topics typically covered in a 40-hour HAZWOPER training course:

- General safety procedures;
- Physical hazards (fall protection, noise, heat stress, cold stress);
- Names and job descriptions of key personnel responsible for site health and safety;
- Safety, health, and other hazards typically present at hazardous waste sites;
- Use, application, and limitations of PPE;
- Work practices by which employees can minimize risks from hazards;
- Safe use of engineering controls and equipment on site;
- Medical surveillance requirements;
- Recognition of symptoms and signs which might indicate overexposure to hazards;
- Worker right-to-know (Hazard Communication OSHA 1910.1200);
- Routes of exposure to contaminants;
- Engineering controls and safe work practices;
- Components of a health and safety program and a site-specific HASP;
- Decontamination practices for personnel and equipment;
- Confined-space entry procedures; and
- General emergency response procedures.

7.1.3 Supervisor Course

Management and supervisors must receive an additional eight hours of training, which typically includes:

- General site safety and health procedures;
- PPE programs; and
- Air monitoring techniques.

7.1.4 Site-Specific Training

Site-specific training will be accomplished by on-site personnel reading this HASP, and through a thorough site briefing by the PM, FS, or SSO on the contents of this HASP before work begins. The review must include a discussion of the chemical, physical, and biological hazards; the protective equipment and safety procedures; and emergency procedures.

7.1.5 Daily Safety Meetings

Daily safety meetings will be held to cover the work to be accomplished, the hazards anticipated, the PPE and procedures required to minimize site hazards, and emergency procedures. The FS or SSO should present these meetings prior to beginning the day's fieldwork. No work will be performed in an EZ before a daily safety meeting has been held. An additional safety meeting must also be held prior to new tasks, or if new hazards are encountered. The daily safety meetings will be logged in the field notebook.

7.1.6 First Aid and CPR

At least one employee current in first aid/CPR will be assigned to the work crew and will be on the site during operations. Site records will document the presence of this individual. Refresher training in first aid (triennially) and CPR (annually) is required to keep the certificate current. These individuals must also receive training regarding the precautions and protective equipment necessary to protect against exposure to blood-borne pathogens.

7.2 Medical Surveillance

7.2.1 Medical Examination

All personnel who are potentially exposed to site contaminants must participate in a medical surveillance program as defined by OSHA at 29 CFR 1910.120 (f).

7.2.2 Pre-placement Medical Examination

All potentially exposed personnel must have completed a comprehensive medical examination prior to assignment, and periodically thereafter as defined by applicable regulations. The pre-placement and periodic medical examinations typically include the following elements:

- Medical and occupational history questionnaire;
- Physical examination;
- Complete blood count, with differential;
- Liver enzyme profile;
- Chest X-ray, at a frequency determined by the physician;
- Pulmonary function test;
- Audiogram;
- Electrocardiogram for persons older than 45 years of age, or if indicated during the physical examination;
- Drug and alcohol screening, as required by job assignment;
- Visual acuity; and
- Follow-up examinations, at the discretion of the examining physician or the corporate medical director.

The examining physician provides the employee with a letter summarizing his findings and recommendations, confirming the worker's fitness for work and ability to wear a respirator. Documentation of medical clearance will be available for each employee during all project site work.

Subcontractors will certify that all their employees have successfully completed a physical examination by a qualified physician. The physical examinations must meet the

requirements of 29 CFR 1910.120 and 29 CFR 1910.134. Subcontractors will supply copies of the medical examination certificate for each on-site employee.

7.2.3 Other Medical Examinations

In addition to pre-employment, annual, and exit physicals, personnel may be examined:

- At employee request after known or suspected exposure to toxic or hazardous materials; and
- At the discretion of the SSO, HSM, or occupational physician in anticipation of, or after known or suspected exposure to toxic or hazardous materials.

7.2.4 Periodic Exam

Following the placement examination, all employees must undergo a periodic examination, similar in scope to the placement examination. For employees potentially exposed over 30 days per year, the frequency of periodic examinations will be annual. For employees potentially exposed less than 30 days per year, the frequency for periodic examinations will be 24 months.

7.2.5 Medical Restriction

When the examining physician identifies a need to restrict work activity, the employee's supervisor must communicate the restriction to the employee and the SSO. The terms of the restriction will be discussed with the employee and the supervisor.

8.0 GENERAL SAFETY PRACTICES

8.1 General Safety Rules

General safety rules for site activities include, but are not limited to, the following:

- At least one copy of this HASP must be in a location at the site that is readily available to personnel, and all project personnel shall review the plan prior to starting work.
- Consume or use food, beverages, chewing gum, and tobacco products only in the SZ or other designated area outside the EZ and CRZ. Cosmetics shall not be applied in the EZ or CRZ.
- Wash hands before eating, drinking, smoking, or using toilet facilities.
- Wear all PPE as required and stop work and replace damaged PPE immediately.
- Secure disposable coveralls, boots, and gloves at the wrists and legs and ensure closure of the suit around the neck.
- Upon skin contact with materials that may be impacted by COCs, remove contaminated clothing and wash the affected area immediately. Contaminated clothing must be changed. Any skin contact with materials potentially impacted by COCs must be reported to the FS or SSO immediately. If needed, medical attention should be sought.
- Practice contamination avoidance. Avoid contact with surfaces either suspected or known to be impacted by COCs, such as standing water, mud, or discolored soil. Equipment must be stored on elevated or protected surfaces to reduce the potential for incidental contamination.

- Remove PPE as required in the CRZ to limit the spread of COC-containing materials.
- At the end of each shift or as required, dispose of all single-use coveralls, soiled gloves, and respirator cartridges in designated receptacles designated for this purpose.
- Removing soil containing site COCs from protective clothing or equipment with compressed air, shaking, or any other means that disperses contaminants into the air is prohibited.
- Inspect all non-disposable PPE for contamination in the CRZ. Any PPE found to be contaminated must be decontaminated or disposed of appropriately.
- Recognize emergency signals used for evacuation, injury, fire, etc.
- Report all injuries, illnesses, and unsafe conditions or work practices to the FS or SSO.
- Use the “buddy system” during all operations requiring Level C PPE, and when appropriate, during Modified Level D operations.
- Obey all warning signs, tags, and barriers. Do not remove any warnings unless authorized to do so.
- Use, adjust, alter, and repair equipment only if trained and authorized to do so, and in accordance with the manufacturer’s directions.
- Personnel are to perform only tasks for which they have been properly trained and will advise their supervisor if they have been assigned a task for which they are not trained.
- The presence or consumption of alcoholic beverages or illicit drugs during the workday, including breaks, is strictly prohibited. Notify your supervisor if you must take prescription or over-the-counter drugs that indicate they may cause drowsiness or, that you should not operate heavy equipment.
- Remain upwind during site activities whenever possible.

8.2 Buddy System

On-site personnel must use the buddy system as required by operations. Use of the “buddy system” is required during all operations requiring Level C to Level A PPE, and when appropriate, during Level D operations. Crewmembers must observe each other for signs of chemical exposure, and heat or cold stress. Indications of adverse effects include, but are not limited to:

- Changes in complexion and skin coloration;
- Changes in coordination;
- Changes in demeanor;
- Excessive salivation and pupillary response; and
- Changes in speech pattern.

Crewmembers must also be aware of the potential exposure to possible safety hazards, unsafe acts, or non-compliance with safety procedures.

Field personnel must inform their partners or fellow crewmembers of non-visible effects of exposure to toxic materials that they may be experiencing. The symptoms of such exposure may include, but are not limited to:

- Headaches;
- Dizziness;
- Nausea;
- Blurred vision;
- Cramps; and
- Irritation of eyes, skin, or respiratory tract.

If protective equipment or noise levels impair communications, prearranged hand signals must be used for communication. Personnel must stay within line of sight of another team member.

8.3 Heat Stress

Heat stress is caused by a number of interacting factors, including environmental conditions, clothing, workload, etc., as well as the physical and conditioning characteristics of the individual. Since heat stress is one of the most common illnesses associated with heavy outdoor work conducted with direct solar load and, in particular, because wearing PPE can increase the risk of developing heat stress, workers must be capable of recognizing the signs and symptoms of heat-related illnesses. Personnel must be aware of the types and causes of heat-related illnesses and be able to recognize the signs and symptoms of these illnesses in both themselves and their co-workers.

Heat rashes are one of the most common problems in hot work environments. Commonly known as prickly heat, a heat rash is manifested as red papules and usually appears in areas where the clothing is restrictive. As sweating increases, these papules give rise to a prickling sensation. Prickly heat occurs in skin that is persistently wetted by unevaporated sweat, and heat rash papules may become infected if they are not treated. In most cases, heat rashes will disappear when the affected individual returns to a cool environment.

Heat cramps are usually caused by performing hard physical labor in a hot environment. These cramps have been attributed to an electrolyte imbalance caused by sweating. It is important to understand that cramps can be caused both by too much or too little salt.

Cramps appear to be caused by the lack of water replenishment. Because sweat is a hypotonic solution (plus or minus 0.3% NaCl), excess salt can build up in the body if the water lost through sweating is not replaced. Thirst cannot be relied on as a guide to the need for water; instead, water must be taken every 15 to 20 minutes in hot environments.

Under extreme conditions, such as working for 6 to 8 hours in heavy protective gear, a loss of sodium may occur. Drinking commercially available carbohydrate electrolyte replacement liquids is effective in minimizing physiological disturbances during recovery.

Heat exhaustion occurs from increased stress on various body organs due to inadequate blood circulation, cardiovascular insufficiency, or dehydration. Signs and symptoms include pale, cool, moist skin; heavy sweating; dizziness; nausea; headache, vertigo, weakness, thirst, and giddiness. Fortunately, this condition responds readily to prompt treatment.

Heat exhaustion should not be dismissed lightly, however, for several reasons. One is that the fainting associated with heat exhaustion can be dangerous because the victim may be operating machinery or controlling an operation that should not be left unattended;

moreover, the victim may be injured when he or she faints. Also, the signs and symptoms seen in heat exhaustion are similar to those of heat stroke, which is a medical emergency.

Workers suffering from heat exhaustion should be removed from the hot environment, be given fluid replacement, and be encouraged to get adequate rest.

Heat stroke is the most serious form of heat stress. Heat stroke occurs when the body's system of temperature regulation fails and the body's temperature rises to critical levels. This condition is caused by a combination of highly variable factors, and its occurrence is difficult to predict. Heat stroke is a medical emergency. The primary signs and symptoms of heat stroke are confusion; irrational behavior; loss of consciousness; convulsions; a lack of sweating (usually); hot, dry skin; and an abnormally high body temperature, e.g., a rectal temperature of 41°C (105.8°F). If body temperature is too high, it causes death. The elevated metabolic temperatures caused by a combination of workload and environmental heat load, both of which contribute to heat stroke, are also highly variable and difficult to predict.

If a worker shows signs of possible heat stroke, professional medical treatment should be obtained immediately. The worker should be placed in a shady area and the outer clothing should be removed. The worker's skin should be wetted and air movement around the worker should be increased to improve evaporative cooling until professional methods of cooling are initiated and the seriousness of the condition can be assessed. Fluids should be replaced as soon as possible. The medical outcome of an episode of heat stroke depends on the victim's physical fitness and the timing and effectiveness of first aid treatment.

Regardless of the worker's protestations, no employee suspected of being ill from heat stroke should be sent home or left unattended unless a physician has specifically approved such an order.

Proper training and preventive measures will help avert serious illness and loss of work productivity. Preventing heat stress is particularly important because once someone suffers from heat stroke or exhaustion, that person may be predisposed to additional heat injuries.

8.4 Heat Stress Safety Precautions

Heat stress monitoring and work rest cycle implementation should commence when the ambient adjusted temperature exceeds 72°F. A minimum work rest regimen and procedures for calculating ambient adjusted temperature are described in **Table 4** below.

Table 4 – Work/Rest Schedule

Adjusted Temperature ^b	Work/Rest Regimen Normal Work Ensemble ^c	Work/Rest Regimen Impermeable Ensemble
90°F (32.2°C) or above	After each 45 minutes of work	After each 15 minutes of work
87.5° - 90°F (30.8°-32.2°C)	After each 60 minutes of work	After each 30 minutes of work
82.5° - 87.5°F (28.1° - 30.8°C)	After each 90 minutes of work	After each 60 minutes of work
77.5° - 82.5°F (25.3° - 28.1°C)	After each 120 minutes of work	After each 90 minutes of work
72.5° - 77.5°F (30.8° - 32.2°C)	After each 150 minutes of work	After each 120 minutes of work

a. For work levels of 250 kilocalories/hour (Light-Moderate Type of Work)

- b. Calculate the adjusted air temperature ($t_{a\ adj}$) by using this equation: $t_{a\ adj} \text{ } ^\circ\text{F} = t_a \text{ } ^\circ\text{F} + (13 \times \% \text{ sunshine})$. Measure air temperature (t_a) with a standard mercury-in-glass thermometer, with the bulb shielded from radiant heat. Estimate percent sunshine by judging what percent time the sun is not covered by clouds that are thick enough to produce a shadow. (100 percent sunshine = no cloud cover and a sharp, distinct shadow; 0 percent sunshine = no shadows.)
- c. A normal work ensemble consists of cotton coveralls or other cotton clothing with long sleeves and pants.
- d. The information presented above was generated using the information provided in the American Conference of Governmental Industrial Hygienists (ACGIH) Threshold Limit Values (TLV) Handbook.

In order to determine if the work rest cycles are adequate for the personnel and specific site conditions, additional monitoring of individual heart rates will be conducted during the rest cycle. To check the heart rate, count the radial pulse for 30 seconds at the beginning of the rest period. If the heart rate exceeds 110 beats per minute, shorten the next work period by one third and maintain the same rest period.

Additionally, one or more of the following control measures can be used to help control heat stress and are mandatory if any site worker has a heart rate (measure immediately prior to rest period) exceeding 115 beats per minute:

- Site workers will be encouraged to drink plenty of water and electrolyte replacement fluids throughout the day.
- On-site drinking water will be kept cool (50 to 60°F).
- A work regimen that will provide adequate rest periods for cooling down will be established, as required.
- All personnel will be advised of the dangers and symptoms of heat stroke, heat exhaustion, and heat cramps.
- Cooling devices, such as vortex tubes or cooling vests, should be used when personnel must wear impermeable clothing in conditions of extreme heat.
- Employees should be instructed to monitor themselves and co-workers for signs of heat stress and to take additional breaks as necessary.
- A shaded rest area must be provided. All breaks should take place in the shaded rest area.
- Employees must not be assigned to other tasks during breaks.
- Employees must remove impermeable garments during rest periods. This includes white Tyvek-type garments.

All employees must be informed of the importance of adequate rest, acclimation, and proper diet in the prevention of heat stress disorders.

8.5 Cold Stress

Cold stress normally occurs in temperatures at or below freezing, or under certain circumstances, in temperatures of 40°F. Extreme cold for a short time may cause severe injury to exposed body surfaces or result in profound generalized cooling, causing death. Areas of the body that have high surface area-to-volume ratio, such as fingers, toes, and ears, are the most susceptible. Two factors influence the development of a cold weather injury: ambient temperature and the velocity of the wind. For instance, 10°F with a wind of 15 miles per hour (mph) is equivalent in chilling effect to still air at 18°F. An equivalent chill temperature chart relating the actual dry bulb temperature and wind velocity is presented in **Table 5** below.

Table 5 – Wind Chill Temperature Chart

Estimated Wind Speed (in mph)	Actual Temperature Reading (°F)											
	50	40	30	20	10	0	-10	-20	-30	-40	-50	-60
Equivalent Chill Temperature (°F)												
Calm	50	40	30	20	10	0	-10	-20	-30	-40	-50	-60
5	48	37	27	16	6	-5	-15	-26	-36	-47	-57	-68
10	40	28	16	4	-9	-24	-33	-46	-58	-70	-83	-95
15	36	22	9	-5	-18	-32	-45	-58	-72	-85	-99	-112
20	32	18	4	-10	-25	-39	-53	-67	-82	-96	-110	-121
25	30	16	0	-15	-29	-44	-59	-74	-88	-104	-118	-133
30	28	13	-2	-18	-33	-48	-63	-79	-94	-109	-125	-140
35	27	11	-4	-20	-35	-51	-67	-82	-98	-113	-129	-145
40	26	10	-6	-21	-37	-53	-69	-85	-100	-116	-132	-148
(Wind speeds greater than 40 mph have little additional effect.)	LITTLE DANGER Maximum danger of false sense of security.				INCREASING DANGER Danger from freezing of exposed flesh within one minute.				GREAT DANGER Flesh may freeze within 30 seconds.			
	Trench foot and immersion foot may occur at any point on this chart.											

[This chart was developed by the U.S. Army Research Institute of Environmental Medicine, Natick, MA (Source: ACGIH Threshold Limit Values for Chemical Substances and Physical Agents)].

Local injury resulting from cold is included in the generic term frostbite. There are several degrees of tissue damage associated with frostbite. Frostbite of the extremities can be categorized into:

- *Frost Nip or Incipient Frostbite* - characterized by sudden blanching or whitening of skin.
- *Superficial Frostbite* - skin has a waxy or white appearance and is firm to the touch, but tissue beneath is resilient.
- *Deep Frostbite* - tissues are cold, pale, and solid; extremely serious injury.

Systemic hypothermia is caused by exposure to freezing or rapidly dropping temperature. It can be fatal. Its symptoms are usually exhibited in five stages: 1) shivering; 2) apathy, listlessness, sleepiness, and (sometimes) rapid cooling of the body to less than 95°F; 3) unconsciousness, glassy stare, slow pulse, and slow respiratory rate; 4) freezing of the extremities; and 5) death. Trauma sustained in freezing or sub-zero conditions requires special attention because an injured worker is predisposed to secondary cold injury. Special provisions must be made to prevent hypothermia and secondary freezing of damaged tissues in addition to providing for first aid treatment. To avoid cold stress, site personnel must wear protective clothing appropriate for the level of cold and physical activity. In addition to protective clothing, preventive safe work practices, additional training, and warming regimens may be utilized to prevent cold stress.

8.6 Safety Precautions for Cold Stress Prevention

For air temperature of 0°F or less, mittens should be used to protect the hands. For exposed skin, continuous exposure should not be permitted when air speed and temperature results in a wind chill temperature of -25°F.

At air temperatures of 36°F or less, field personnel who become immersed in water or whose clothing becomes wet must be immediately provided with a change of clothing and be treated for hypothermia.

If work is done at normal temperature or in a hot environment before entering the cold, the field personnel must ensure that their clothing is not wet as a consequence of sweating. Wet field personnel must change into dry clothes prior to entering the cold area.

If the available clothing does not give adequate protection to prevent hypothermia or frostbite, work must be modified or suspended until adequate clothing is made available or until weather conditions improve.

Field personnel handling evaporative liquid (e.g., gasoline, alcohol, or cleaning fluids) at air temperatures below 40°F must take special precaution to avoid soaking of clothing or gloves with the liquids because of the added danger of cold injury due to evaporative cooling.

8.7 Safe Work Practices

Direct contact between bare skin and cold surfaces (< 20°F) should be avoided. Metal tool handles and/or equipment controls should be covered by thermal insulating material.

For work performed in a wind chill temperature at or below 10°F, workers should be under constant protective observation (buddy system). The work rate should be established to prevent heavy sweating that will result in wet clothing. For heavy work, rest periods must be taken in heated shelters and workers should be provided with an opportunity to change into dry clothing if needed.

Field personnel should be provided the opportunity to become accustomed to cold-weather working conditions and required protective clothing. Work should be arranged in such a way that sitting or standing still for long periods is minimized.

During the warming regimen (rest period), field personnel should be encouraged to remove outer clothing to permit sweat evaporation or to change into dry work clothing. Dehydration, or loss of body fluids, occurs insidiously in the cold environment and may increase susceptibility to cold injury due to a significant change in blood flow to the extremities. Fluid replacement with warm, sweet drinks and soups is recommended. The intake of coffee should be limited because of diuretic and circulatory effects.

8.8 Biological Hazards

Biological hazards may include poison ivy, snakes, thorny bushes and trees, ticks, mosquitoes, spiders, and other pests.

8.8.1 Tick Borne Diseases

Lyme Disease - The disease commonly occurs in summer and is transmitted by the bite of infected ticks. "Hot spots" in the United States include New York, New Jersey, Pennsylvania, Massachusetts, Connecticut, Rhode Island, Minnesota, and Wisconsin.

Erlchiosis - The disease also commonly occurs in summer and is transmitted by the bite of infected ticks. "Hot spots" in the United States include New York, Massachusetts, Connecticut, Rhode Island, Minnesota, and Wisconsin.

These diseases are transmitted primarily by the deer tick, which is smaller and redder than the common wood tick. The disease may be transmitted by immature ticks, which are small and hard to see. The tick may be as small as a period on this page.

Symptoms of Lyme disease include a rash or a peculiar red spot, like a bull's eye, which expands outward in a circular manner. The victim may have headache, weakness, fever, a stiff neck, and swelling and pain in the joints, and eventually, arthritis. Symptoms of erlichiosis include muscle and joint aches, flu-like symptoms, but there is typically no skin rash.

Rocky Mountain Spotted Fever (RMSF) - This disease is transmitted via the bite of an infected tick. The tick must be attached 4 to 6 hours before the disease-causing organism (*Rickettsia rickettsii*) becomes reactivated and can infect humans. The primary symptom of RMSF is the sudden appearance of a moderate-to-high fever. The fever may persist for two to three weeks. The victim may also have a headache, deep muscle pain, and chills. A rash appears on the hands and feet on about the third day and eventually spreads to all parts of the body. For this reason, RMSF may be confused with measles or meningitis. The disease may cause death, if untreated, but if identified and treated promptly, death is uncommon.

Control - Tick repellent containing diethyltoluamide (DEET) should be used when working in tick-infested areas, and pant legs should be tucked into boots. In addition, workers should search the entire body every three or four hours for attached ticks. Ticks should be removed promptly and carefully without crushing, since crushing can squeeze the disease-causing organism into the skin. A gentle and steady pulling action should be used to avoid leaving the head or mouth parts in the skin. Hands should be protected with surgical gloves when removing ticks.

8.8.2 Poisonous Plants

Poisonous plants may be present in the work area. Personnel should be alerted to its presence and instructed on methods to prevent exposure.

Control - The main control is to avoid contact with the plant, cover arms and hands, and frequently wash potentially exposed skin. Particular attention must be given to avoiding skin contact with objects or protective clothing that have touched the plants. Treat every surface that may have touched the plant as contaminated, and practice contamination avoidance. If skin contact is made, the area should be washed immediately with soap and water and observed for signs of reddening.

8.8.3 Snakes

The possibility of encountering snakes exists, specifically for personnel working in wooded/vegetated areas. Snake venoms are complex and include proteins, some of which have enzymatic activity. The effects produced by venoms include neurotoxic effects with sensory, motor, cardiac, and respiratory difficulties; cytotoxic effects on red blood cells, blood vessels, heart muscle, kidneys, and lungs; defects in coagulation; and effects from local release of substances by enzymatic actions. Other noticeable effects of venomous snakebites include swelling, edema, and pain around the bite, and the development of ecchymosis (the escape of blood into tissues from ruptured blood vessels).

Control - To minimize the threat of snakebites, all personnel walking through vegetated areas must be aware of the potential for encountering snakes, and the need to avoid actions potentiating encounters, such as turning over logs, etc. If a snakebite occurs, an attempt should be made to safely identify the snake via size and markings. The victim must be transported to the nearest hospital within 30 minutes; first aid consists of applying a constriction band and washing the area around the wound to remove any unabsorbed venom.

8.8.4 Spiders

Personnel may encounter spiders during work activities.

Two spiders are of concern, the black widow and the brown recluse. Both prefer dark sheltered areas such as basements, equipment sheds and enclosures, and around woodpiles or other scattered debris. The black widow is shiny black, approximately one inch long, and found throughout the United States. There is a distinctive red hourglass marking on the underside of the black widows body. The bite of a black widow is seldom fatal to healthy adults, but effects include respiratory distress, nausea, vomiting, and muscle spasms. The brown recluse is smaller than the black widow and gets its name from its brown coloring and behavior. The brown recluse is more prevalent in the southern United States. The brown recluse has a distinctive violin shape on the top of its body. The bite of the brown recluse is painful and the bite site ulcerates and takes many weeks to heal completely.

Control - To minimize the threat of spider bites, all personnel walking through vegetated areas must be aware of the potential for encountering these arachnids. Personnel need to avoid actions that may result in encounters, such as turning over logs, and placing hands in dark places such as behind equipment or in corners of equipment sheds or enclosures. If a spider bite occurs, the victim must be transported to the nearest hospital as soon as possible; first aid consists of applying ice packs and washing the area around the wound to remove any unabsorbed venom.

8.9 Noise

Exposure to noise over the OSHA action level can cause temporary impairment of hearing; prolonged and repeated exposure can cause permanent damage to hearing. The risk and severity of hearing loss increases with the intensity and duration of exposure to noise. In addition to damaging hearing, noise can impair voice communication, thereby increasing the risk of accidents on site.

Control - All personnel must wear hearing protection, with a Noise Reduction Rating (NRR) of at least 20, when noise levels exceed 85 dBA. When it is difficult to hear a co-worker at normal conversation distance, the noise level is approaching or exceeding 85 dBA, and hearing protection is necessary. All site personnel who may be exposed to noise must also receive baseline and annual audiograms and training as to the causes and prevention of hearing loss. Noise monitoring is discussed in Section 5.2, Noise Monitoring.

Whenever possible, equipment that does not generate excessive noise levels will be selected for this project. If the use of noisy equipment is unavoidable, barriers or increased distance will be used to minimize worker exposure to noise, if feasible.

8.10 Spill Control

All personnel must take every precaution to minimize the potential for spills during site operations. All on-site personnel shall immediately report any discharge, no matter how small, to the FS.

Spill control equipment and materials will be located on the site at locations that present the potential for discharge. All sorbent materials used for the cleanup of spills will be containerized and labeled appropriately. In the event of a spill, the FS will follow the provisions in Section 10.0, Emergency Procedures, to contain and control released materials and to prevent their spread to off-site areas.

8.11 Sanitation

Site sanitation will be maintained according to OSHA requirements.

8.11.1 Break Area

Breaks must be taken in the SZ, away from the active work area after site personnel go through decontamination procedures. There will be no smoking, eating, drinking, or chewing gum or tobacco in any area other than the SZ.

8.11.2 Potable Water

The following rules apply to all field operations:

- An adequate supply of potable water will be provided at each project site. Potable water must be kept away from hazardous materials or media, and contaminated clothing or equipment.
- Portable containers used to dispense drinking water must be capable of being tightly closed and must be equipped with a tap dispenser. Water must not be consumed directly from the container (drinking from the tap is prohibited) nor may it be removed from the container by dipping.
- Containers used for drinking water must be clearly marked and shall not be used for any other purpose.
- Disposable drinking cups must be provided. A sanitary container for dispensing cups and a receptacle for disposing of used cups is required.

8.11.3 Sanitary Facilities

Access to facilities for washing before eating, drinking, or smoking, or alternate methods such as waterless hand-cleaner and paper towels will be provided.

8.11.4 Lavatory

If permanent toilet facilities are not available, an appropriate number of portable chemical toilets will be provided. This requirement does not apply to mobile crews or to normally unattended site locations so long as employees at these locations have transportation immediately available to nearby toilet facilities.

8.12 Emergency Equipment

Adequate emergency equipment for the activities being conducted on site and as required by applicable sections of 29 CFR 1910 and 29 CFR 1926 will be on site prior to the

commencement of project activities. Personnel will be provided with access to emergency equipment, including, but not limited to, the following:

- Fire extinguishers of adequate size, class, number, and location as required by applicable sections of 29 CFR 1910 and 1926;
- Industrial first aid kits of adequate size for the number of personnel on site; and
- Emergency eyewash and/or shower if required by operations being conducted on site.

8.13 Lockout/Tagout Procedures

Only fully qualified and trained personnel will perform maintenance procedures. Before maintenance begins, lockout/tagout procedures per OSHA 29 CFR 1910.147 will be followed.

Lockout is the placement of a device that uses a positive means, such as lock, to hold an energy or material-isolating device such that the equipment cannot be operated until the lockout device is removed. If a device cannot be locked out, a tagout system shall be used. Tagout is the placement of a warning tag on an energy or material isolating device indicating that the equipment controls may not be operated until the personnel who attached the tag remove the tag.

8.14 Electrical Safety

Electricity may pose a particular hazard to site workers due to the use of portable electrical equipment. If wiring or other electrical work is needed, a qualified electrician must perform it.

General electrical safety requirements include:

- All electrical wiring and equipment must be a type listed by Underwriters Laboratories (UL), Factory Mutual Engineering Corporation (FM), or other recognized testing or listing agency.
- All installations must comply with the National Electrical Safety Code (NESC), the National Electrical Code (NEC), or USCG regulations.
- Portable and semi-portable tools and equipment must be grounded by a multi-conductor cord having an identified grounding conductor and a multi-contact polarized plug-in receptacle.
- Tools protected by an approved system of double insulation, or its equivalent, need not be grounded. Double insulated tools must be distinctly marked and listed by UL or FM.
- Live parts of wiring or equipment must be guarded to prevent persons or objects from touching them.
- Electric wire or flexible cord passing through work areas must be covered or elevated to protect it from damage by foot traffic, vehicles, sharp corners, projections, or pinching.
- All circuits must be protected from overload.
- Temporary power lines, switchboxes, receptacle boxes, metal cabinets, and enclosures around equipment must be marked to indicate the maximum operating voltage.

- Plugs and receptacles must be kept out of water unless of an approved submersible construction.
- All extension cord outlets must be equipped with ground fault circuit interrupters (GFCI).
- Attachment plugs or other connectors must be equipped with a cord grip and be constructed to endure rough treatment.
- Extension cords or cables must be inspected prior to each use and replaced if worn or damaged. Cords and cables must not be fastened with staples, hung from nails, or suspended by bare wire.
- Flexible cords must be used only in continuous lengths without splice, with the exception of molded or vulcanized splices made by a qualified electrician.

8.15 Lifting Safety

Using proper lifting techniques may prevent back strain or injury. The fundamentals of proper lifting include:

- Consider the size, shape, and weight of the object to be lifted. A mechanical lifting device or additional persons must be used to lift an object if it cannot be lifted safely alone.
- The hands and the object should be free of dirt or grease that could prevent a firm grip.
- Gloves must be used, and the object inspected for metal slivers, jagged edges, burrs, or rough or slippery surfaces.
- Fingers must be kept away from points that could crush or pinch them, especially when putting an object down.
- Feet must be placed far enough apart for balance. The footing should be solid and the intended pathway should be clear.
- The load should be kept as low as possible, close to the body with the knees bent.
- To lift the load, grip firmly and lift with the legs, keeping the back as straight as possible.
- A worker should not carry a load that he or she cannot see around or over.
- When putting an object down, the stance and position are identical to that for lifting; the legs are bent at the knees, and the back is straight as the object is lowered.

8.16 Ladder Safety

When portable ladders are used for access to an upper landing surface, the ladder side rails shall extend at least 3 feet (9 m) above the upper landing surface to which the ladder is used to gain access; or, when such an extension is not possible because of the ladder's length, then the ladder shall be secured at its top to a rigid support that will not deflect, and a grasping device, such as a grabrail, shall be provided to assist employees in mounting and dismounting the ladder. In no case shall the extension be such that ladder deflection under a load would, by itself, cause the ladder to slip off its support.

- Ladders shall be maintained free of oil, grease, and other slipping hazards.
- Ladders shall not be loaded beyond the maximum intended load for which they were built, or beyond their manufacturer's rated capacity.
- Ladders shall be used only for the purpose for which they were designed.

- Non-self-supporting ladders shall be used at an angle such that the horizontal distance from the top support to the foot of the ladder is approximately one-quarter of the working length of the ladder (the distance along the ladder between the foot and the top support).
- Wood job-made ladders with spliced side rails shall be used at an angle such that the horizontal distance is one-eighth the working length of the ladder.
- Fixed ladders shall be used at a pitch no greater than 90 degrees from the horizontal, as measured to the back side of the ladder.
- Ladders shall be used only on stable and level surfaces unless secured to prevent accidental displacement.
- Ladders shall not be used on slippery surfaces unless secured or provided with slip-resistant feet to prevent accidental displacement. Slip-resistant feet shall not be used as a substitute for care in placing, lashing, or holding a ladder that is used upon slippery surfaces, including, but not limited to, flat metal or concrete surfaces that are constructed so they cannot be prevented from becoming slippery.
- Ladders placed in any location where they can be displaced by workplace activities or traffic, such as in passageways, doorways, or driveways, shall be secured to prevent accidental displacement, or a barricade shall be used to keep the activities or traffic away from the ladder.
- The area around the top and bottom of ladders shall be kept clear.
- The top of a non-self-supporting ladder shall be placed with the two rails supported equally unless it is equipped with a single support attachment.
- Ladders shall not be moved, shifted, or extended while occupied.
- Ladders shall have non-conductive side rails if they are used where the employee or the ladder could contact exposed energized electrical equipment.
- The top, top step, or the step labeled that it or any step above it should not be used as a step.
- Cross-bracing on the rear section of stepladders shall not be used for climbing unless the ladders are designed and provided with steps for climbing on both front and rear sections.
- Ladders shall be inspected by the HSM for visible defects on a daily basis and after any occurrence that could affect their safe use.
- Portable ladders with structural defects, such as, but not limited to, broken or missing rungs, cleats, or steps; broken or split rails; corroded components; or other faulty or defective components shall either be immediately marked in a manner that readily identifies them as defective or be tagged with "Do Not Use" or similar language and shall be withdrawn from service.
- Fixed ladders with structural defects, such as, but not limited to, broken or missing rungs, cleats, or steps; broken or split rails; or corroded components; shall be withdrawn from service.
- Ladder repairs shall restore the ladder to a condition meeting its original design criteria, before the ladder is returned to use.
- Single-rail ladders shall not be used.
- When ascending or descending a ladder, the user shall face the ladder.
- Each employee shall use at least one hand to grasp the ladder when progressing up and/or down the ladder.
- An employee shall not carry any object or load that could cause the employee to lose balance and fall.

8.17 Traffic Safety

The project site may be located adjacent to a public roadway where exposure to vehicular traffic is likely. Traffic may also be encountered as vehicles enter and exit the area. To minimize the likelihood of project personnel and activities being affected by traffic, the following procedures will be implemented.

Cones must be placed along the shoulder of the roadway starting 100 feet from the work area to alert passing motorists to the presence of personnel and equipment. A "Slow" or "Men Working" sign must be placed at the first cone. Barricades with flashing lights should be placed between the roadway and the work area.

During activities along a roadway, equipment will be aligned parallel to the roadway to the extent feasible, facing into the oncoming traffic so as to place a barrier between the work crew and the oncoming traffic. All crewmembers must remain behind the equipment and the traffic barrier.

All site personnel who are potentially exposed to vehicular traffic must wear an outer layer of orange warning garments, such as vests, jackets, or shirts. If work is performed in hours of dusk or darkness, workers will be outfitted with reflective garments either orange, white (including silver-coated reflective coatings or elements that reflect white light), yellow, fluorescent red-orange, or fluorescent yellow-orange.

The flow of traffic into and out of the adjacent business must be assessed, and precautions taken to warn motorists of the presence of workers and equipment. Where possible, vehicles should be aligned to provide physical protection of people and equipment.

9.0 SITE-SPECIFIC HAZARDS AND CONTROL MEASURES

9.1 Evaluation of Hazards

The evaluation of hazards is provided as a quick reference as to the known conditions for the Site, wherein the level of detail for each of the subsections is identified.

9.1.1 Hazard Characteristics

Existing information for Site:

Detailed Preliminary None

Hazardous/Contaminated Material Form(s):

Solid Liquid Sludge Gas Vapor

Containment Type(s):

Drum Tank Pit Debris
 Pond Lagoon Other:

Hazardous Material Characteristics:

Volatile Corrosive Reactive Radioactive
 Ignitable Toxic Unknown

Routes of Exposure:

Oral Dermal Eye Respiratory

9.1.2 Potential Health and Safety Hazards

<input checked="" type="checkbox"/> Heat	<input type="checkbox"/> Congested areas
<input checked="" type="checkbox"/> Cold	<input checked="" type="checkbox"/> General Construction
<input checked="" type="checkbox"/> Confined space entry	<input checked="" type="checkbox"/> Physical injury
<input type="checkbox"/> Oxygen depletion	<input checked="" type="checkbox"/> Electrical hazards
<input type="checkbox"/> Asphyxiation	<input checked="" type="checkbox"/> Handling and product transfer
<input checked="" type="checkbox"/> Excavation	<input checked="" type="checkbox"/> Fire
<input checked="" type="checkbox"/> Cave-ins	<input checked="" type="checkbox"/> Explosion
<input checked="" type="checkbox"/> Falls, slippage	<input checked="" type="checkbox"/> Biological Hazards
	<input checked="" type="checkbox"/> Plants – Poison Ivy, Poison Oak
	<input checked="" type="checkbox"/> Insects – Ticks
	<input checked="" type="checkbox"/> Insects – Mosquitoes
	<input checked="" type="checkbox"/> Insects – Bees and Wasps
	<input checked="" type="checkbox"/> Rats and Mice
<input checked="" type="checkbox"/> Heavy equipment	<input type="checkbox"/> Non-ionizing Radiation (i.e. UV, IR, etc.)
<input type="checkbox"/> Other: Potential Ignition Hazard.	

9.2 Field Activities, Hazards, and Control Procedures

The following task-specific safety analyses identify potential health, safety, and environmental hazards associated with each type of field activity. Because of the complex and changing nature of field projects, supervisors must continually inspect the site to identify hazards that may affect on-site personnel, the community, or the environment. The FS must be aware of these changing conditions and discuss them with the PM whenever these changes impact employee health, safety, the environment, or performance of the project. The FS will keep on-site personnel informed of the changing conditions, and the PM will write and/or approve addenda or revisions to this HASP as necessary.

9.2.1 Mobilization/Construction Stakeout

Description of Tasks

Site mobilization will include establishing excavation locations, determining the location of utilities and other installations, and establishing work areas. Mobilization will also include setting up equipment and establishing a temporary site office. A break area will be set up outside of regulated work areas. Mobilization may involve clearing areas for the SZ and CRZ. During this initial phase, project personnel will walk the site to confirm the existence of anticipated hazards and identify safety and health issues that may have arisen since the writing of this plan.

Hazard Identification

The hazards of this phase of activity are associated with heavy equipment operation, manual materials handling, installation of temporary on-site facilities, and manual site preparation.

Manual materials handling and manual site preparation may cause blisters, sore muscles, and joint and skeletal injuries; and may present eye, contusion, and laceration hazards. Installation of temporary field office and support facilities may expose personnel to electrical

hazards, underground and overhead utilities, and physical injury due to the manual lifting and moving of materials. The work area presents slip, trip, and fall hazards from scattered debris and irregular walking surfaces. Rainy weather may cause wet, muddy, slick walking surfaces, and unstable soil. Freezing weather hazards include frozen, slick, and irregular walking surfaces.

Environmental hazards include plants, such as poison ivy and poison oak; aggressive fauna, such as ticks, fleas, mosquitoes, wasps, spiders, and snakes; weather, such as sunburn, lightning, rain, and heat- or cold-related illnesses; and pathogens, such as rabies, Lyme disease, and blood-borne pathogens.

Controls

Control procedures for these hazards are discussed in Section 8.0, General Safety Practices.

9.2.2 Demolition/Site Clearing

Description of Tasks

Site clearance will involve manual or mechanical removal of objects impeding access to the construction footprint. These obstructions are both natural and man-made items and will include, but not be limited to, fabricated metal and concrete structures, trees, vegetation, rubble, and miscellaneous trash/debris.

Hazard Identification

Hazards associated with demolition and site clearance include personnel working in and around potentially unstable structures, or locations of potential contact with hazardous chemicals, utilities, and/or falling objects. This task will involve manual, as well as mechanical demolition/clearance efforts so exertion and equipment hazards exist.

Controls

PPE – Personnel shall be protected from hazards of irritant and toxic plants and suitably instructed in the first aid treatment available.

Preparatory Operations – Prior to permitting employees to start demolition operations, an engineering survey shall be made, by a licensed Professional Engineer, of the structure to determine the stability of the structure. Any adjacent structure shall where personnel may be exposed shall also be similarly checked. The PO shall have in writing evidence that such a survey has been performed. All structural instabilities shall be shored or braced, under the supervision of a licensed Professional Engineer, prior to access by an FP.

Utilities – All electric, gas, water, steam, sewer, and other service lines shall be shut off, capped, or otherwise controlled, outside the building line before demolition work is started. In each case, any utility company that is involved shall be notified in advance. If it is necessary to maintain any power, water or other utilities during demolition, such lines shall be temporarily relocated, as necessary.

Hazardous Substances – It shall also be determined if any type of hazardous chemicals, gases, explosives, flammable materials, or similarly dangerous substances have been used in any pipes, tanks, or other equipment on the property. When the presence of any such

substances is apparent or suspected, testing and purging shall be performed and the hazard eliminated before demolition is started.

Falling Debris/Objects – No material shall be dropped to any point lying outside the exterior walls of the structure unless the area is effectively protected. Access to the area where falling objects/debris may be encountered must be gated and controlled.

Structural Collapse – Structural or load supporting members on any floor shall not be cut or removed until all stories above such a floor have been demolished and removed. Walls, which are to serve as retaining walls against which debris will be piled, shall not be so used unless capable of safely supporting the imposed load. Mechanical equipment shall not be used on floors or working surfaces unless such floors or surfaces are not of sufficient strength to support the imposed load.

Rollover Guards – All equipment used in site clearing operations shall be equipped with rollover guards meeting the applicable requirements. In addition, rider-operated equipment shall be equipped with an overhead and rear canopy guard meeting the applicable requirements.

Inspections – During demolition, continuing inspections by a licensed Professional Engineer shall be made as the work progresses to detect hazards resulting from weakened or deteriorated floors, walls, or loosened material. No FP shall be permitted to work where such hazards exist until they are corrected by shoring, bracing, or other effective means.

9.2.3 Excavation and Cut/Fill Operations

9.2.3.1 Excavation/Trenching

Description of Tasks

This task includes the excavation of contaminated soils and superficial debris. Excavation depths vary across the site.

Hazard Identification

The hazards of this activity are associated with heavy equipment operation, subsurface intrusion, manual materials handling, stockpiling, and disposal. Subsurface intrusion presents hazards associated with negotiating buried utilities, cave-ins of the excavated areas, and regress methods for personnel working inside the excavated areas. Disruption of contaminated soil also presents a health hazard.

Controls

Underground Utilities – The estimated locations of utility installations, such as sewer, telephone, fuel, electric, water lines, or any other underground installations that reasonably may be expected to be encountered during the excavation work, shall be determined prior to opening an excavation. Utility companies or owners shall be contacted (“Call Before You Dig”) within established or customary local response times, advised of the proposed work, and asked to establish the location of the utility underground installations prior to the start of actual excavation.

When excavation operations approach the estimated location of underground installations, the exact location of the installations shall be determined by safe and acceptable means.

While the excavation is open, underground installations shall be protected, supported, or removed, as necessary, to safeguard site personnel.

Cave-Ins – Project personnel in an excavation shall be protected from cave-ins by an adequate protective system, except when:

- Excavations are made entirely in stable rock or excavations are less than five feet in depth and examination of the ground by the SSO provides no indication of a potential cave-in.
- Protective systems shall have the capacity to resist, without failure, all loads that are intended or could reasonably be expected to be applied or transmitted to the system.

Project personnel shall be protected from excavated or other materials or equipment that could pose a hazard by falling or rolling into excavations. Protection shall be provided by placing and keeping such materials or equipment at least two feet from the edge of excavations, or by the use of retaining devices that are sufficient to prevent materials or equipment from falling or rolling into excavations, or by a combination of both if necessary.

Daily inspections of excavations, the adjacent areas, and protective systems shall be made by the SSO for evidence of a situation that could result in possible cave-ins, indications of failure of protective systems, hazardous atmospheres, or other hazardous conditions. An inspection shall be conducted by the SSO prior to the start of work and as needed throughout operations. Inspections shall also be made after every rainstorm or other hazard-increasing occurrence. These inspections are only required when project personnel exposure can be reasonably anticipated.

Where the SSO finds evidence of a situation that could result in a possible cave-in, indications of failure of protective systems, hazardous atmospheres, or other hazardous conditions, exposed personnel shall be removed from the hazardous area until the necessary precautions have been taken to ensure their safety.

Excavation Egress – A stairway, ladder, ramp, or other safe means of egress shall be located in trench excavations that are four feet or more in depth so as to require no more than 25 feet or lateral travel for project personnel.

9.2.3.2 Heavy Equipment Operation

Description of Tasks

Heavy equipment to be used for this task include, but are not limited to, excavators, dozers, dump trucks, and water sprayers (if required).

Hazard Identification

The most common type of accident that occurs in material handling operations is the “caught between” situation when a load is being handled and an object gets caught between two moving parts of the equipment. Operation of the heavy construction equipment may produce harmful noise.

Controls

Equipment Inspection – All vehicles in use shall be checked prior to operation to ensure that all parts, equipment, and accessories that affect safe operations are in proper operating condition and free from defects. All defects shall be corrected before the vehicle is placed in service.

Ground Guides – No personnel shall use any motor vehicle, earthmoving, or compacting equipment having an obstructed view to the rear, unless:

- The vehicle has a reverse signal alarm distinguishable from the surrounding noise level; or
- The vehicle is backed up only when an observer signals that it is safe to do so.

Blocking – Heavy machinery, equipment, or parts thereof that are suspended or held aloft shall be substantially blocked to prevent falling or shifting before employees are permitted to work under or between them.

Noise – Control measures for noise are addressed in Section 4.9.

Traffic – Control measures for traffic are addressed in Section 8.17.

9.2.3.3 Disturbance/Handling of Contaminated Material

Description of Tasks

After the contaminated soil is excavated from below the Site's surface, the material will be stockpiled, dried, and either transported offsite.

Hazard Identification

The hazards associated with materials handling include contact of the contaminated material with project personnel, or cross contamination with other site soil.

Controls

Cross Contamination – Following excavation, contaminated soil stockpiles will be placed on a structure constructed to separate the material from the site soil and collect any groundwater leachate. The material shall be covered to prevent storm water erosion or migration of contaminants through storm water.

Air Monitoring – Air and particulate monitoring will be conducted during soil excavation activities to assess the potential for exposure to airborne COCs. If the results of air monitoring indicate the presence of organic vapors or particulates in a concentration causing concern, personnel will upgrade to Level C protection. Refer to Section 5.1, Air Monitoring, for a description of air monitoring requirements and action levels. Air monitoring protocols are also presented in the Community Air Monitoring Plan (Appendix F of this RI/IRMWP). A description of each level of personal protection is included in Section 4.0, Personal Protective Equipment.

Traffic – Control measures for traffic are addressed in Section 8.17.

9.2.4 Drilling/Subsurface Intrusion Activities

Description of Tasks

Site mobilization will include establishing excavation locations, determining the location of utilities and other installations, and establishing work areas. Mobilization will also include setting up equipment and establishing a temporary site office. A break area will be set up outside of regulated work areas. Mobilization may involve clearing areas for the SZ and CRZ. During this initial phase, project personnel will walk the site to confirm the existence of anticipated hazards and identify safety and health issues that may have arisen since the writing of this plan.

Hazard Identification

The primary physical hazards for this activity are associated with the use of soil boring and grouting equipment. The equipment is hydraulically powered and uses static force and dynamic percussion force to advance sampling and penetrating tubes.

Accidents can occur as a result of improperly placing the equipment on uneven or unstable terrain or failing to adequately secure the equipment prior to the start of operations. Overhead utility lines can create hazardous conditions if contacted by the equipment. Underground installations such as electrical lines, conduit, and product lines pose a significant hazard if contacted.

Controls

Geoprobe and Drill Rig Safety Procedures - The operator of the equipment must possess required state or local licenses to perform such work. All members of the crew shall receive site-specific training prior to beginning work.

The operator is responsible for the safe operation of the rig, as well as the crew's adherence to the requirements of this HASP. The operator must ensure that all safety equipment is in proper condition and is properly used. The members of the crew must follow all instructions of the operator, wear all personal protective equipment, and be aware of all hazards and control procedures. The operator and crew must participate in the Daily Safety Meetings and be aware of all emergency procedures.

Equipment Inspection - Each day, prior to the start of work, the rig and associated equipment must be inspected by the operator. The following items must be inspected:

- Vehicle condition;
- Proper storage of equipment;
- Condition of all hydraulic lines;
- Fire extinguisher; and
- First aid kit.

Equipment Set Up - The drill rig must be properly blocked and leveled prior to raising the derrick. The wheels which remain on the ground must be chocked. The leveling jacks shall not be raised until the derrick is lowered. The rig shall be moved only after the derrick has been lowered.

All well sites will be inspected by the driller prior to the location of the rig to verify a stable surface exists. This is especially important in areas where soft, unstable terrain is common.

The drill rig must be properly blocked and leveled prior to raising the derrick. Blocking provides a more stable drilling structure by evenly distributing the weight of the rig. Proper blocking ensures that differential settling of the rig does not occur.

When the ground surface is soft or otherwise unstable, wooden blocks, at least 24" by 24" and 4" to 8" thick shall be placed between the jack swivels and the ground. The emergency brake shall be engaged, and the wheels that are on the ground shall be chocked.

Rules for Intrusive Activity - Before beginning any intrusive activity, the existence and location of underground pipe, conduit, electrical equipment, and other installations will be determined. This will be done, if possible, by contacting the appropriate client representative to mark the location of the lines. "Call Before You Dig" will verify the potential for encountering subsurface utilities. If the client's knowledge of the area is incomplete, an appropriate device, such as a magnetometer, will be used to locate the line.

Combustible gas readings of the general work area will be made regularly in areas where and/or during operations when the presence of flammable vapors or gases is suspected, such as during intrusive activities (see Section 5.1). Operations must be suspended and corrective action taken if the airborne flammable concentration reaches 10% of the LEL in the immediate area (a one-foot radius) of the point of drilling, or near any other ignition sources.

Overhead Electrical Clearances - If equipment is operated in the vicinity of overhead power lines, the power to the lines must be shut off or the equipment must be positioned and blocked such that no part, including cables, can come within the minimum clearances as follows:

Nominal Voltage	System	Minimum Clearance	Required
0-50kV		10 feet	
51-100kV		12 feet	
101-200kV		15 feet	
201-300kV		20 feet	
301-500kV		25 feet	
501-750kV		35 feet	
751-1,000kV		45 feet	

When the drill rig is in transit, with the boom lowered and no load, the equipment clearance must be at least 4 feet for voltages less than 50kV, 10 feet for voltages of 50 kV to 345 kV, and 16 feet for voltages above 345 kV.

Hoisting Operations - Drillers should never engage the rotary clutch without watching the rotary table, and ensuring it is clear of personnel and equipment.

Unless the drawworks is equipped with an automatic feed control, the brake should not be left unattended without first being tied down.

Drill pipe, auger strings or casing should be picked up slowly. Drill pipe should not be hoisted until the driller is sure that the pipe is latched in the elevator, or the derrickman has signaled that he may safely hoist the pipe.

During instances of unusual loading of the derrick or mast, such as when making an unusually hard pull, only the driller should be on the rig floor; no one else should be on the rig or derrick.

The brakes on the drawworks of the drill rig should be tested by the driller each day. The brakes should be thoroughly inspected by a competent individual each week.

A hoisting line with a load imposed should not be permitted to be in direct contact with any derrick member or stationary equipment, unless it has been specifically designed for line contact.

Workers should never stand near the borehole whenever any wire line device is being run.

Hoisting control stations should be kept clean and controls labeled as to their functions.

Catline Operations - Only experienced workers will be allowed to operate the cathead controls. The kill switch must be clearly labeled and operational prior to operation of the catline. The cathead area must be kept free of obstructions and entanglements.

The operator should not use more wraps than necessary to pick up the load. More than one layer of wrapping is not permitted.

Personnel should not stand near, step over, or go under a cable or catline which is under tension.

Employees rigging loads on catlines shall:

- Keep out from under the load;
- Keep fingers and feet where they will not be crushed;
- Be sure to signal clearly when the load is being picked;
- Use standard visual signals only and not depend on shouting to coworkers; and
- Make sure the load is properly rigged, since a sudden jerk in the catline will shift or drop the load.

Wire Rope - When two wires are broken or rust or corrosion is found adjacent to a socket or end fitting, the wire rope shall be removed from service or re-socketed. Special attention shall be given to the inspection of end fittings on boom support, pendants, and guy ropes.

Wire rope removed from service due to defects shall be cut up or plainly marked as being unfit for further use as rigging.

Wire rope clips attached with U-bolts shall have the U-bolts on the dead or short end of the rope; the clip nuts shall be re-tightened immediately after initial load carrying use and at frequent intervals thereafter.

When a wedge socket fastening is used, the dead or short end of the wire rope shall have a clip attached to it or looped back and secured to itself by a clip; the clip shall not be attached directly to the live end.

Protruding ends of strands in splices on slings and bridles shall be covered or blunted.

Except for eye splices in the ends of wires and for endless wire rope slings, wire rope used in hoisting, lowering, or pulling loads, shall consist of one continuous piece without knot or splice.

An eye splice made in any wire rope shall have not less than five full tucks.

Wire rope shall not be secured by knots. Wire rope clips shall not be used to splice rope.

Eyes in wire rope bridles, slings, or bull wires shall not be formed by wire clips or knots.

Pipe/Auger Handling - Pipe and auger sections shall be transported by cart or carried by two persons. Individuals should not carry auger or pipe sections without assistance.

Workers should not be permitted on top of the load during loading, unloading, or transferring of pipe or rolling stock.

Employees should be instructed never to try to stop rolling pipe or casing; they should be instructed to stand clear of rolling pipe.

Slip handles should be used to lift and move slips. Employees are not permitted to kick slips into position.

When pipe is being hoisted, personnel should not stand where the bottom end of the pipe could whip and strike them.

Pipe and augers stored in racks, catwalks or on flatbed trucks should be secured to prevent rolling.

9.2.5 Subsurface Chemical Sample Collection/Analysis

Description of Tasks

This sub-task consists of the collection of soil samples for subsequent field and laboratory analysis. The physical hazards of soil sampling are primarily associated with the sample collection methods, procedures utilized, and the environment itself.

Hazard Identification

Incidental contact with COCs is the primary hazard associated with sampling the stabilized material. This contact may occur through the manipulation of sample media and equipment, manual transfer of media into sample containers, and proximity of operations to the breathing zone. The primary hazards associated with these sampling procedures are not potentially serious; however, other operations in the area, or the conditions under which

samples must be collected, may present chemical and physical hazards. The hazards directly associated with sampling procedures are generally limited to strains/sprains and potential eye hazards. Potential chemical hazards may include contact with media containing site COCs and potential contact with chemicals used for equipment decontamination.

Controls

PPE – To control dermal exposure during sampling activities, a minimum of Level D protection will be worn. If necessary, based on field observations and site conditions, air monitoring may be conducted during sediment sampling activities. If the results of air monitoring indicate the presence of airborne contaminants in a concentration causing concern, personnel will upgrade to Level C protection. Refer to Section 5.1, Air Monitoring, for a description of air monitoring requirements and action levels. Air monitoring protocols are also presented in the Community Air Monitoring Plan (Appendix F of this RI/IRMWP). A description of each level of personal protection is included in Section 4.0, Personal Protective Equipment.

9.2.6 UST Closure

9.2.6.1 Working in Confined Spaces

Description of Tasks

The project may involve the closure of USTs.

Hazard Identification

Closure activities may require the entrance into confined spaces to facilitate cleaning and removal of the USTs.

Controls

All personnel required to enter into confined or enclosed spaces must be instructed as to the nature of the hazards involved, the necessary precautions to be taken, and in the use of required protective and emergency equipment. The PO shall comply with all specific regulations that apply to work in dangerous or potentially dangerous areas. All personnel entering the confined space will have achieved the appropriate OSHA training and the operation will be permitted, as necessary.

9.2.6.2 Working with Compressed Air

Description of Tasks

The proposed method of purging the USTs includes the injection of compressed gas into the tank and attached piping network.

Hazard Identification

Uncontrolled release of the highly pressured air can cause injury to FP during this task. Cylinders must also be properly managed to ensure they are not compromised during storage and/or use.

Controls

Pressure Regulation – Compressed air used for cleaning purposes shall be reduced to less than 30 pounds per square inch and then only with effective chip guarding and personal protective equipment.

Cylinder Storage – Valve protection caps shall be in place and secured when compressed gas cylinders are transported, moved, or stored. Cylinder valves shall be closed when work is finished and when cylinders are empty or are moved. Compressed gas cylinders shall be secured in an upright position at all times, except if necessary for short periods of time when cylinders are actually being hoisted or carried. Cylinders shall be placed in a location where they cannot become part of an electrical circuit.

9.2.7 Decontamination

All equipment will be decontaminated before leaving the site. Personnel involved in decontamination activities may be inadvertently exposed to skin contact with contaminated materials and chemicals brought from the EZ. Personnel involved in decontamination activities must wear PPE that is, at a minimum, one level below the level worn by personnel working in the EZ.

9.2.8 Demobilization

Demobilization involves the removal of all tools, equipment, supplies, and vehicles brought to the site. The hazards of this phase of activity are associated with heavy equipment operation and manual materials handling.

Manual materials handling may cause blisters, sore muscles, and joint and skeletal injuries; and may present eye, contusion, and laceration hazards. Heavy equipment operation presents noise and vibration hazards, and hot surfaces, to operators. Personnel in the vicinity of heavy equipment operation may be exposed to physical hazards resulting in fractures, contusions, and lacerations and may be exposed to high noise levels. The work area presents slip, trip, and fall hazards from scattered debris and irregular walking surfaces. Rainy weather may cause wet, muddy, slick walking surfaces, and unstable soil. Freezing weather hazards include frozen, slick, and irregular walking surfaces.

Environmental hazards include plants, such as poison ivy and poison oak; aggressive fauna, such as ticks, fleas, mosquitoes, wasps, spiders, and snakes; weather, such as sunburn, lightning, rain, and heat-or cold-related illnesses; and pathogens, such as rabies, Lyme disease, and blood-borne pathogens.

Control procedures for these hazards are discussed in Section 8.0, General Safety Practices.

9.3 Chemical Hazards

The chemical hazards associated with site operations are related to inhalation, ingestion, and skin exposure to site COCs. Concentrations of airborne COCs during site tasks may be measurable and will require air monitoring during certain operations. Air monitoring requirements for site tasks are outlined in Section 5.1. Air monitoring protocols are also presented in the Community Air Monitoring Plan (Appendix F of this RI/IRMWP). COCs at the site include VOCs, SVOCs, metals, and pesticides. The full nature of site contaminants has not yet been determined, as emerging contaminants have not yet been analyzed.

The potential for inhalation of site COCs is low. The potential for dermal contact with soils containing site COCs during remedial operations is moderate. Table 6 lists the primary contaminants that have been identified at the Site and the media in which they are present.

Table 6 – List of Primary Contaminants

Media: Soil		
VOCs	Maximum Concentration (mg/kg)	Applicable Monitoring Instrument
1,2,4-Trimethylbenzene	69	PID
1,3,5-Trimethylbenzene	34	PID
Acetone	0.1	PID
ethylbenzene	14	PID
isopropyl benzene	4.1	PID
n-propyl benzene	15	PID
xylene	78	PID
SVOCs	Maximum Concentration (mg/kg)	Applicable Monitoring Instrument
Indeno(1,2,3-cd)pyrene	0.51	Not Applicable
Metals	Maximum Concentration (mg/kg)	Applicable Monitoring Instrument
Chromium	302	Not Applicable
Copper	79.2	Not Applicable
Lead	365	Not Applicable
Nickel	773	Not Applicable
Zinc	276	Not Applicable
Pesticides	Maximum Concentration (mg/kg)	Applicable Monitoring Instrument
4,4,-DDD	0.0051	Not Applicable
4,4-DDT	0.0035	Not Applicable

Media: Groundwater		
VOCs	Maximum Concentration (ug/L)	Applicable Monitoring Instrument
1,2,4-Trimethylbenzene	110	PID
1,3,5-Trimethylbenzene	56	PID
Ethylbenzene	150	PID
Isopropylbenzene	35	PID
SVOCs	Maximum Concentration (ug/L)	Applicable Monitoring Instrument
Benzo(a)anthracene	0.23	Not Applicable
Benzo(a)pyrene	0.16	Not Applicable
Benzo(b)fluoranthene	0.33	Not Applicable
Benzo(k)fluoranthene	0.1	Not Applicable
Chrysene	0.28	Not Applicable
Indeno(1,2,3-cd)pyrene	0.18	Not Applicable
Metals/Pesticides	Maximum Concentration (ug/L)	Applicable Monitoring Instrument
Arsenic	125	Not Applicable
Barium	81900	Not Applicable
Beryllium	47.6	Not Applicable
Cadmium	23.8	Not Applicable
Chromium	4420	Not Applicable
Copper	9342	
Iron	2630000	Not Applicable
Lead	2070	Not Applicable
Magnesium	222000	Not Applicable
Manganese	34500	Not Applicable
Nickel	5690	Not Applicable
Sodium	382000	Not Applicable
Thallium	13.4	Not Applicable
Zinc	7780	Not Applicable

Media: Soil Gas		
VOCs	Maximum Concentration (ug/m3)	Applicable Monitoring Instrument
Trichloroethene	13	Not Applicable

10.0 EMERGENCY PROCEDURES

10.1 General

Prior to the start of operations, the work area will be evaluated for the potential for fire, contaminant release, or other catastrophic event. Unusual conditions or events, activities, chemicals, and conditions will be reported to the FS/SSO immediately.

The FS/SSO will establish evacuation routes and assembly areas for the site. All personnel entering the site will be informed of this route and the assembly area.

10.2 Emergency Response

If an incident occurs, the following steps will be taken:

- The FS/SSO will evaluate the incident and assess the need for assistance and/or evacuation;
- The FS/SSO will call for outside assistance as needed;
- The FS/SSO will ensure the PM is notified promptly of the incident; and
- The FS/SSO will take appropriate measures to stabilize the incident scene.

10.2.1 Fire

In the case of a fire at the site, the FS/SSO will assess the situation and direct fire-fighting activities. The FS/SSO will ensure that the PM is immediately notified of any fires. Site personnel will attempt to extinguish the fire with available extinguishers, if safe to do so. In the event of a fire that site personnel are unable to safely extinguish with one fire extinguisher, the local fire department will be summoned.

10.2.2 Contaminant Release

In the event of a contaminant release, the following steps will be taken:

- Notify FS/SSO immediately;
- Evacuate immediate area of release;
- Conduct air monitoring to determine needed level of PPE; and
- Don required level of PPE and prepare to implement control procedures.

The FS/SSO has the authority to commit resources as needed to contain and control released material and to prevent its spread to off-site areas.

10.3 Medical Emergency

All employee injuries must be promptly reported to the SSO/FS, who will:

- Ensure that the injured employee receives prompt first aid and medical attention;
- In emergency situations, the worker is to be transported by appropriate means to the nearest urgent care facility (normally a hospital emergency room); and
- If the injured person is a SESI employee, notify SESI at 973-808-9050.

10.3.1 Emergency Care Steps

Survey the scene. Determine if it is safe to proceed. Try to determine if the conditions that caused the incident are still a threat. Protect yourself from exposure before attempting to rescue the victim.

- Do a primary survey of the victim. Check for airway obstruction, breathing, and pulse. Assess likely routes of chemical exposure by examining the eyes, mouth, nose, and skin of the victim for symptoms.
- Phone Emergency Medical Services (EMS). Give the location, telephone number used, caller's name, what happened, number of victims, victim's condition, and help being given.
- Maintain airway and perform rescue breathing as necessary.
- Perform CPR as necessary.
- Do a secondary survey of the victim. Check vital signs and do a head-to-toe exam.

Treat other conditions as necessary. If the victim can be moved, take him/her to a location away from the work area where EMS can gain access.

10.4 First Aid - General

All persons must report any injury or illness to their immediate supervisor or the FS. Trained personnel will provide first aid. Injuries and illnesses requiring medical treatment must be documented. The FS and SSO must fill out an accident/incident report as soon as emergency conditions no longer exist and first aid and/or medical treatment has been ensured. The report must be completed and submitted to the PM within 24 hours after the incident.

If first-aid treatment is required, first aid kits are kept at the CRZ. If treatment beyond first aid is required, the injured person(s) should be transported to the medical facility. If the injured person is not ambulatory or shows any sign of not being in a comfortable and stable condition for transport, then an ambulance/paramedics should be summoned. If there is any doubt as to the injured worker's condition, it is best to let the local paramedic or ambulance service examine and transport the worker.

10.4.1 First Aid - Inhalation

Any employee complaining of symptoms of chemical overexposure as described in Section 4, General Site Safety Procedures, will be removed from the work area and transported to the designated medical facility for examination and treatment.

10.4.2 First Aid - Ingestion

Call EMS and consult a poison control center for advice. If available, refer to the MSDS for treatment information. If the victim is unconscious, keep them on their side and clear the airway if vomiting occurs.

10.4.3 First Aid - Skin Contact

Project personnel who have had skin contact with contaminants will, unless the contact is severe, proceed through the CRZ, to the wash area. Personnel will remove any contaminated clothing, and then flush the affected area with water for at least 15 minutes. The worker should be transported to the medical facility if he/she shows any sign of skin reddening, irritation, or if he/she requests a medical examination.

10.4.4 First Aid - Eye Contact

Project personnel who have had contaminants splashed in their eyes or who have experienced eye irritation while in the EZ, must immediately proceed to the eyewash station in the CRZ. Do not decontaminate prior to using the eyewash. Remove whatever protective clothing is necessary to use the eyewash. Flush the eye with clean running water for at least 15 minutes. Arrange prompt transport to the designated medical facility.

10.5 Reporting Injuries, Illnesses, and Safety Incidents

Injuries and illnesses, however minor, will be reported to the FS immediately. The FS will complete an injury report and submit it to the HSM, and the PM by end of shift.

10.6 Emergency Information

The means to summon local public response agencies such as police, fire, and ambulance will be reviewed in the daily safety meeting. These agencies are identified in **Table 7** below.

Table 7 – Emergency Contacts

Local Emergency Contacts	Telephone No.
EMERGENCY	911
White Plains Hospital	(914) 681-0600
Police Emergency	911
Fire Emergency	911
Rescue Squad	911
Ambulance	911
Miscellaneous Contacts	Telephone No.
N.Y. Poison Control Center	(800) 222-1222
National Response Center and Terrorist Hotline	(800) 424-8802
Center for Disease Control	(800) 311-3435
Utility Mark-Out	(800) 962-7962

10.6.1 Directions to Hospital

White Plains Hospital

41 E Post Road, White Plains, NY
(914) 681-0600

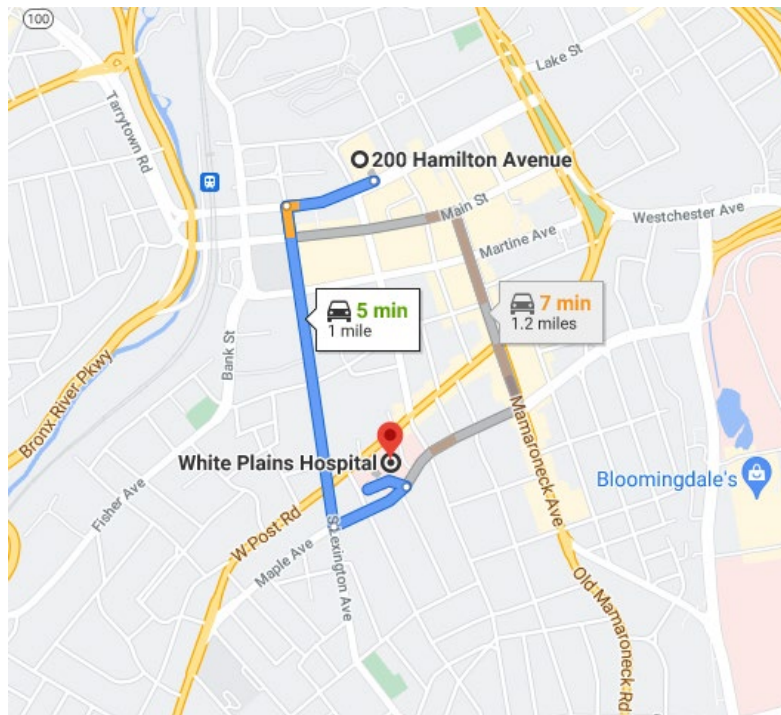
Head southwest on Hamilton Ave toward Dr.Martin Luther King Jr Blvd
0.2 mi

Turn left onto N Lexington Ave
0.6 mi

Turn left onto Maple Ave
0.1 mi

Turn left
Destination will be on the right

Fig-1: Direction to White Plains Hospital



11.0 LOGS, REPORTS, AND RECORD KEEPING

The following is a summary of required health and safety logs, reports, and record keeping for the operations at the subject site.

11.1 HASP Field Change Request

To be completed for initiating a change to the HASP. PM approval is required. The original will be kept in the project file (See Attachment 3).

11.2 Medical and Training Records

The HSM must obtain and keep a log of personnel meeting appropriate training and medical qualifications for the site work. The log will be kept in the project file. Each company's Human Resources Department will maintain medical records, in accordance with 29 CFR 1910.1020.

11.3 Exposure Records

Any personnel monitoring results, laboratory reports, calculations, and air sampling data sheets are part of an employee exposure record. These records will be kept in accordance with 29 CFR 1910.1020. For SESI employees, the originals will be sent to the Human Resources Manager. For subcontractor employees, the original file will be sent to the subcontractor employer with a copy maintained in the SESI project file.

11.4 Accident/Incident Report

Any accident/incident reports must be completed following procedures given in Section 10.5 of this HASP. The originals will be sent to the HSM for maintenance. A copy of the forms will be kept in the project file. (See Attachment 4)

11.5 OSHA Form 200

An OSHA Form 200 (Log of Occupational Injuries and Illnesses) will be kept at the project site. All recordable injuries or illnesses will be recorded on this form. At the end of the project, the original will be sent to the Human Resources Manager for maintenance. Subcontractor employees must also meet the requirements of maintaining an OSHA 200 Form. The accident/incident report meets the requirements of the OSHA Form 101 (Supplemental Record), which must be maintained with the OSHA Form 200 for all recordable injuries or illnesses.

11.6 On-Site Health and Safety Field Logbooks

The HSM or designee will maintain an on-site health and safety log book in which daily Site conditions, activities, personnel, and significant events will be recorded. Calibration records and personnel monitoring results, if available, will also be recorded in the field logbook. The original logbook will be kept in the project file.

Whenever any personnel monitoring is conducted onsite, the monitoring results will be noted in the filed logbook. These will become part of the exposure records file and will be maintained by the HSM.

A signatory page is included (See Attachment 5) and is to be signed by those working on and/or visiting the site.

11.7 Material Safety Data Sheets

Material Safety Data Sheets (MSDS) will be obtained and kept on file at the project site for each hazardous chemical brought to, use, or stored at the Site (See Attachment 6).

12.0 COVID-19 RESPONSE ACTION PLAN

SESI is concerned with the safety and well-being of its employees, vendors, subcontractors, and others with access to its offices and job sites, with particular emphasis on the unique challenges posed by COVID-19.

SESI has established the following protocols in keeping with the recommendations of the CDC and other sources including State Governor Executive Orders for work taking place on construction sites.

We request that all SESI employees, vendors, and subcontractors help with our prevention efforts while at work.

In order to minimize the spread of COVID-19, we must all cooperate in doing the following:

- Frequently wash your hands with soap and water for at least 20 seconds. When soap and running water are unavailable, use an alcohol-based hand rub with at least 60% alcohol. Always wash hands that are visibly soiled.
- Cover your mouth and nose with a tissue when you cough or sneeze or use the inside of your elbow.
- Discourage handshaking, avoid touching your eyes, nose, or mouth with unwashed hands.
- Limit the sharing of tools, machinery, equipment, phones, desks, and computers.
- Wear cloth face coverings on all construction sites.
- Avoid close contact with people who are sick.
- Employees who have symptoms (i.e., fever, cough, or shortness of breath) should notify their supervisor and stay home—DO NOT GO TO WORK.
- Sick employees should follow CDC-recommended steps. Employees should not return to work until the criteria to discontinue home isolation are met, in consultation with healthcare providers and state and local health departments.

The following are the specific jobsite protocols and response actions to be taken in the event someone on site has been in contact with, or has themselves, the COVID-19 virus:

OFFICE/JOBSITE PROTOCOL

- If an employee/worker exhibits COVID-19 symptoms, the employee/worker must remain at home until he or she is symptom free for 72 hours (3 full days) without the use of fever-reducing or other symptom-altering medicines (e.g. acetaminophen, cough suppressants). SESI will similarly require an employee or worker that reports to work with symptoms to return home until they are symptom free for 72 hours (3 full days).

- Limit person to person contact, and when unavoidable, maintain CDC distancing guidelines.
- Avoid eating lunch in groups.
- Avoid in-person meetings if possible. If an in-person meeting is necessary, conduct it in a well-ventilated area with enough space for attendees to distance themselves from one another. Field jobsite meetings should be conducted in smaller group meetings (no more than 5 persons when possible) versus one large meeting.
- Only workers necessary to the execution of the work should be at the jobsites. No non-essential visitors should be permitted at the worksite.

RESPONSE ACTION TRIGGER EVENTS:

- an employee/worker at work has tested positive for COVID-19
- an employee/worker at work has suspected, but unconfirmed, case of COVID-19
- an employee/worker self-reported that they came in contact with someone who had a presumptive positive case of COVID-19
- an employee/worker has been exposed to the virus but only found out after they have interacted with others

RESPONSE ACTIONS:

- Upon occurrence of any of the Trigger Events above, employees/subcontractors shall notify SESI Management about the suspected employee/worker infected with, or exposed to, COVID-19.
- SESI Management will investigate the incident to confirm the report is valid.
- Employees/Subcontractors shall investigate their respective infected employee(s) and report the following to SESI Management and HR:
 - Identify all individuals who worked in proximity (six feet) of the infected employee/worker,
 - Employee(s)/Worker(s) infected with the COVID-19 virus, and employee(s)/worker(s) that came in contact with the infected employee/worker shall be sent home for a period of 14 days,
 - Do not identify the infected employee/worker by name to avoid violation of privacy/confidentiality laws, and,
 - Keep SESI Management informed of progress and updates.
- If an infected person was in the office, SESI will clean and disinfect common areas and surfaces, in accordance with CDC recommendations.
- SESI Management will notify affected employees/workers of the Trigger Event and instruct them to take the response actions above.
- SESI Management policy requires written documentation from a health care professional, that confirmed infected employees can return to work.

Except for circumstances in which SESI is legally required to report workplace occurrences of communicable disease, the confidentiality of all medical conditions will be maintained in accordance with applicable law and to the extent practical under the circumstances. When required, the number of persons who will be informed of an employee's/worker's condition will be kept at the minimum needed to appropriately notify other potentially affected employees/workers of Trigger Events and to attempt to minimize the potential for transmission of the virus.

ATTACHMENT 1
AIR MONITOR LOG

Air Monitoring: Sample Collection and Analysis

Date & Time of Monitoring	Task / Operation Being	Substance(s)/ Hazard(s) Being	Monitoring Location	Type/Method of Monitoring <small>(provide lines for</small>	Monitoring Results	Exposure Limits	Required Action

ATTACHMENT 2

OSHA POSTER

Job Safety and Health

It's the law!

OSHA[®]
Occupational Safety
and Health Administration
U.S. Department of Labor




EMPLOYEES:

- You have the right to notify your employer or OSHA about workplace hazards. You may ask OSHA to keep your name confidential.
- You have the right to request an OSHA inspection if you believe that there are unsafe and unhealthful conditions in your workplace. You or your representative may participate in that inspection.
- You can file a complaint with OSHA within 30 days of retaliation or discrimination by your employer for making safety and health complaints or for exercising your rights under the *OSH Act*.
- You have the right to see OSHA citations issued to your employer. Your employer must post the citations at or near the place of the alleged violations.
- Your employer must correct workplace hazards by the date indicated on the citation and must certify that these hazards have been reduced or eliminated.
- You have the right to copies of your medical records and records of your exposures to toxic and harmful substances or conditions.
- Your employer must post this notice in your workplace.
- You must comply with all occupational safety and health standards issued under the *OSH Act* that apply to your own actions and conduct on the job.

EMPLOYERS:

- You must furnish your employees a place of employment free from recognized hazards.
- You must comply with the occupational safety and health standards issued under the *OSH Act*.

This free poster available from OSHA –
The Best Resource for Safety and Health



Free assistance in identifying and correcting hazards or complying with standards is available to employers, without citation or penalty, through OSHA-supported consultation programs in each state.

1-800-321-OSHA (6742)
www.osha.gov

OSHA 3165-02 2012R



ATTACHMENT 3
FIELD CHANGE REQUEST FORM

HEALTH & SAFETY PLAN CHANGE NOTICE

Pages ____ of ____

Project: _____ H&S-CN

1) HASP VERSION: _____ SECTION: _____ PAGE (s): _____

RE: --- Change to existing HASP Anticipated Revision Date: _____

--- Addition to existing HASP

--- Other: _____
_____ CONT. _____

2) PROPOSED CHANGE: _____

3) REASON FOR PROPOSED CHANGE(s):

--- Required by SPEC or Change Order --- Other: _____

--- Disposition of Deficiency _____ CONT. _____

--- Change in Regulatory or Other Requirements

--- Operational Experience

4) EXHIBITS ATTACHED ____ NO ____ YES (If YES, describe) _____

_____ CONT. _____

5) PMK APPROVALS PROJECT MANAGER: _____ Date: _____

SITE MANAGER: _____ Date: _____

H&S MANAGER: _____ Date: _____

Client Approval Required: ____ NO ____ YES (If YES, date submitted) _____

6) CLIENT APPROVAL ____ APPROVED ____ REMANDED ____ REJECTED

Comments: _____

_____ CONT. _____

Client Representative: _____ Date: _____

7) DISTRIBUTION AFTER APPROVAL

HASP UPDATE LIST --- OTHER: _____

CLIENT _____

PROJECT FILES _____

8) PREPARED BY: _____ Date: _____

Title: _____

ATTACHMENT 4
INJURY REPORT FORM

OSHA's Form 301 Injury and Illness Incident Report

Attention: This form contains information relating to employee health and must be used in a manner that protects the confidentiality of employees to the extent possible while the information is being used for occupational safety and health purposes.

U.S. Department of Labor
Occupational Safety and Health Administration

Form approved OMB no. 1218-0176

Information about the employee

This *Injury and Illness Incident Report* is one of the first forms you must fill out when a recordable work-related injury or illness has occurred. Together with the *Log of Work-Related Injuries and Illnesses* and the accompanying *Summary*, these forms help the employer and OSHA develop a picture of the extent and severity of work-related incidents.

Within 7 calendar days after you receive information that a recordable work-related injury or illness has occurred, you must fill out this form or an equivalent. Some state workers' compensation, insurance, or other reports may be acceptable substitutes. To be considered an equivalent form, any substitute must contain all the information asked for on this form.

According to Public Law 91-596 and 29 CFR 1904, OSHA's recordkeeping rule, you must keep this form on file for 5 years following the year to which it pertains.

If you need additional copies of this form, you may photocopy and use as many as you need.

Completed by _____

Title _____

Phone (____) _____ Date ____/____/____

Information about the case

- 1) Full name _____
- 2) Street _____
City _____ State _____ ZIP _____
- 3) Date of birth ____/____/____
- 4) Date hired ____/____/____
- 5) Male
 Female

Information about the physician or other health care professional

- 6) Name of physician or other health care professional _____
- 7) If treatment was given away from the worksite, where was it given?
Facility _____
Street _____
City _____ State _____ ZIP _____
- 8) Was employee treated in an emergency room?
 Yes
 No
- 9) Was employee hospitalized overnight as an inpatient?
 Yes
 No

- 10) Case number from the *Log* _____ (Transfer the case number from the *Log* after you record the case.)
- 11) Date of injury or illness ____/____/____
- 12) Time employee began work _____ AM / PM
- 13) Time of event _____ AM / PM Check if time cannot be determined
- 14) **What was the employee doing just before the incident occurred?** Describe the activity, as well as the tools, equipment, or material the employee was using. Be specific. *Examples:* "climbing a ladder while carrying roofing materials"; "spraying chlorine from hand sprayer"; "daily computer key-entry"
- 15) **What happened?** Tell us how the injury occurred. *Examples:* "When ladder slipped on wet floor, worker fell 20 feet"; "Worker was sprayed with chlorine when gasket broke during replacement"; "Worker developed soreness in wrist over time."
- 16) **What was the injury or illness?** Tell us the part of the body that was affected and how it was affected; be more specific than "hurt," "pain," or "sore." *Examples:* "strained back"; "chemical burn, hand"; "carpal tunnel syndrome."
- 17) **What object or substance directly harmed the employee?** *Examples:* "concrete floor"; "chlorine"; "radial arm saw." *If this question does not apply to the incident, leave it blank.*
- 18) **If the employee died, when did death occur?** Date of death ____/____/____

Public reporting burden for this collection of information is estimated to average 22 minutes per response, including time for reviewing instructions, searching existing data sources, gathering and maintaining the data needed, and completing and reviewing the collection of information. Persons are not required to respond to the collection of information unless it displays a current valid OMB control number. If you have any comments about this estimate or any other aspect of this data collection, including suggestions for reducing this burden, contact: US Department of Labor, OSHA Office of Statistical Analysis, Room N-3644, 200 Constitution Avenue, NW, Washington, DC 20210. Do not send the completed forms to this office.

Log of Work-Related Injuries and Illnesses

You must record information about every work-related death and about every work-related injury or illness that involves loss of consciousness, restricted work activity or job transfer, days away from work, or medical treatment beyond first aid. You must also record significant work-related injuries and illnesses that are diagnosed by a physician or licensed health care professional. You must also record work-related injuries and illnesses that meet any of the specific recording criteria listed in 29 CFR Part 1904.8 through 1904.12. Feel free to use two lines for a single case if you need to. You must complete an Injury and Illness Incident Report (OSHA Form 301) or equivalent form for each injury or illness recorded on this form. If you're not sure whether a case is recordable, call your local OSHA office for help.

Attention: This form contains information relating to employee health and must be used in a manner that protects the confidentiality of employees to the extent possible while the information is being used for occupational safety and health purposes.

Establishment name _____
City _____ State _____

Identify the person

Describe the case

(A) Case no.	(B) Employee's name	(C) Job title <i>(e.g., Welder)</i>	(D) Date of injury or onset of illness	(E) Where the event occurred <i>(e.g., Loading dock north end)</i>	(F) Describe injury or illness, parts of body affected, and object/substance that directly injured or made person ill <i>(e.g., Second degree burns on right forearm from acetylene torch)</i>
_____	_____	_____	month/day / _____	_____	_____
_____	_____	_____	month/day / _____	_____	_____
_____	_____	_____	month/day / _____	_____	_____
_____	_____	_____	month/day / _____	_____	_____
_____	_____	_____	month/day / _____	_____	_____
_____	_____	_____	month/day / _____	_____	_____
_____	_____	_____	month/day / _____	_____	_____
_____	_____	_____	month/day / _____	_____	_____
_____	_____	_____	month/day / _____	_____	_____
_____	_____	_____	month/day / _____	_____	_____
_____	_____	_____	month/day / _____	_____	_____
_____	_____	_____	month/day / _____	_____	_____
_____	_____	_____	month/day / _____	_____	_____
_____	_____	_____	month/day / _____	_____	_____
_____	_____	_____	month/day / _____	_____	_____
_____	_____	_____	month/day / _____	_____	_____
_____	_____	_____	month/day / _____	_____	_____
_____	_____	_____	month/day / _____	_____	_____
_____	_____	_____	month/day / _____	_____	_____
_____	_____	_____	month/day / _____	_____	_____
_____	_____	_____	month/day / _____	_____	_____

Classify the case

CHECK ONLY ONE box for each case based on the most serious outcome for that case:

Death (G)	Days away from work or restriction (H)	Job transfer or restriction (I)	Other recordable cases (J)
<input type="checkbox"/>	<input type="checkbox"/>	<input type="checkbox"/>	<input type="checkbox"/>
<input type="checkbox"/>	<input type="checkbox"/>	<input type="checkbox"/>	<input type="checkbox"/>
<input type="checkbox"/>	<input type="checkbox"/>	<input type="checkbox"/>	<input type="checkbox"/>
<input type="checkbox"/>	<input type="checkbox"/>	<input type="checkbox"/>	<input type="checkbox"/>
<input type="checkbox"/>	<input type="checkbox"/>	<input type="checkbox"/>	<input type="checkbox"/>
<input type="checkbox"/>	<input type="checkbox"/>	<input type="checkbox"/>	<input type="checkbox"/>
<input type="checkbox"/>	<input type="checkbox"/>	<input type="checkbox"/>	<input type="checkbox"/>
<input type="checkbox"/>	<input type="checkbox"/>	<input type="checkbox"/>	<input type="checkbox"/>
<input type="checkbox"/>	<input type="checkbox"/>	<input type="checkbox"/>	<input type="checkbox"/>
<input type="checkbox"/>	<input type="checkbox"/>	<input type="checkbox"/>	<input type="checkbox"/>
<input type="checkbox"/>	<input type="checkbox"/>	<input type="checkbox"/>	<input type="checkbox"/>
<input type="checkbox"/>	<input type="checkbox"/>	<input type="checkbox"/>	<input type="checkbox"/>
<input type="checkbox"/>	<input type="checkbox"/>	<input type="checkbox"/>	<input type="checkbox"/>
<input type="checkbox"/>	<input type="checkbox"/>	<input type="checkbox"/>	<input type="checkbox"/>
<input type="checkbox"/>	<input type="checkbox"/>	<input type="checkbox"/>	<input type="checkbox"/>
<input type="checkbox"/>	<input type="checkbox"/>	<input type="checkbox"/>	<input type="checkbox"/>
<input type="checkbox"/>	<input type="checkbox"/>	<input type="checkbox"/>	<input type="checkbox"/>
<input type="checkbox"/>	<input type="checkbox"/>	<input type="checkbox"/>	<input type="checkbox"/>
<input type="checkbox"/>	<input type="checkbox"/>	<input type="checkbox"/>	<input type="checkbox"/>
<input type="checkbox"/>	<input type="checkbox"/>	<input type="checkbox"/>	<input type="checkbox"/>
<input type="checkbox"/>	<input type="checkbox"/>	<input type="checkbox"/>	<input type="checkbox"/>

Enter the number of days the injured or ill worker was:

Away from work (K)	On job transfer or restriction (L)
_____ days	_____ days
_____ days	_____ days
_____ days	_____ days
_____ days	_____ days
_____ days	_____ days
_____ days	_____ days
_____ days	_____ days
_____ days	_____ days
_____ days	_____ days
_____ days	_____ days
_____ days	_____ days
_____ days	_____ days
_____ days	_____ days
_____ days	_____ days
_____ days	_____ days
_____ days	_____ days
_____ days	_____ days
_____ days	_____ days
_____ days	_____ days
_____ days	_____ days
_____ days	_____ days
_____ days	_____ days

Check the "injury" column or choose one type of illness:

(M)	(1)	(2)	(3)	(4)	(5)	(6)
<input type="checkbox"/>	<input type="checkbox"/>	<input type="checkbox"/>	<input type="checkbox"/>	<input type="checkbox"/>	<input type="checkbox"/>	<input type="checkbox"/>
<input type="checkbox"/>	<input type="checkbox"/>	<input type="checkbox"/>	<input type="checkbox"/>	<input type="checkbox"/>	<input type="checkbox"/>	<input type="checkbox"/>
<input type="checkbox"/>	<input type="checkbox"/>	<input type="checkbox"/>	<input type="checkbox"/>	<input type="checkbox"/>	<input type="checkbox"/>	<input type="checkbox"/>
<input type="checkbox"/>	<input type="checkbox"/>	<input type="checkbox"/>	<input type="checkbox"/>	<input type="checkbox"/>	<input type="checkbox"/>	<input type="checkbox"/>
<input type="checkbox"/>	<input type="checkbox"/>	<input type="checkbox"/>	<input type="checkbox"/>	<input type="checkbox"/>	<input type="checkbox"/>	<input type="checkbox"/>
<input type="checkbox"/>	<input type="checkbox"/>	<input type="checkbox"/>	<input type="checkbox"/>	<input type="checkbox"/>	<input type="checkbox"/>	<input type="checkbox"/>
<input type="checkbox"/>	<input type="checkbox"/>	<input type="checkbox"/>	<input type="checkbox"/>	<input type="checkbox"/>	<input type="checkbox"/>	<input type="checkbox"/>
<input type="checkbox"/>	<input type="checkbox"/>	<input type="checkbox"/>	<input type="checkbox"/>	<input type="checkbox"/>	<input type="checkbox"/>	<input type="checkbox"/>
<input type="checkbox"/>	<input type="checkbox"/>	<input type="checkbox"/>	<input type="checkbox"/>	<input type="checkbox"/>	<input type="checkbox"/>	<input type="checkbox"/>
<input type="checkbox"/>	<input type="checkbox"/>	<input type="checkbox"/>	<input type="checkbox"/>	<input type="checkbox"/>	<input type="checkbox"/>	<input type="checkbox"/>
<input type="checkbox"/>	<input type="checkbox"/>	<input type="checkbox"/>	<input type="checkbox"/>	<input type="checkbox"/>	<input type="checkbox"/>	<input type="checkbox"/>
<input type="checkbox"/>	<input type="checkbox"/>	<input type="checkbox"/>	<input type="checkbox"/>	<input type="checkbox"/>	<input type="checkbox"/>	<input type="checkbox"/>
<input type="checkbox"/>	<input type="checkbox"/>	<input type="checkbox"/>	<input type="checkbox"/>	<input type="checkbox"/>	<input type="checkbox"/>	<input type="checkbox"/>
<input type="checkbox"/>	<input type="checkbox"/>	<input type="checkbox"/>	<input type="checkbox"/>	<input type="checkbox"/>	<input type="checkbox"/>	<input type="checkbox"/>
<input type="checkbox"/>	<input type="checkbox"/>	<input type="checkbox"/>	<input type="checkbox"/>	<input type="checkbox"/>	<input type="checkbox"/>	<input type="checkbox"/>
<input type="checkbox"/>	<input type="checkbox"/>	<input type="checkbox"/>	<input type="checkbox"/>	<input type="checkbox"/>	<input type="checkbox"/>	<input type="checkbox"/>
<input type="checkbox"/>	<input type="checkbox"/>	<input type="checkbox"/>	<input type="checkbox"/>	<input type="checkbox"/>	<input type="checkbox"/>	<input type="checkbox"/>
<input type="checkbox"/>	<input type="checkbox"/>	<input type="checkbox"/>	<input type="checkbox"/>	<input type="checkbox"/>	<input type="checkbox"/>	<input type="checkbox"/>
<input type="checkbox"/>	<input type="checkbox"/>	<input type="checkbox"/>	<input type="checkbox"/>	<input type="checkbox"/>	<input type="checkbox"/>	<input type="checkbox"/>
<input type="checkbox"/>	<input type="checkbox"/>	<input type="checkbox"/>	<input type="checkbox"/>	<input type="checkbox"/>	<input type="checkbox"/>	<input type="checkbox"/>
<input type="checkbox"/>	<input type="checkbox"/>	<input type="checkbox"/>	<input type="checkbox"/>	<input type="checkbox"/>	<input type="checkbox"/>	<input type="checkbox"/>
<input type="checkbox"/>	<input type="checkbox"/>	<input type="checkbox"/>	<input type="checkbox"/>	<input type="checkbox"/>	<input type="checkbox"/>	<input type="checkbox"/>
<input type="checkbox"/>	<input type="checkbox"/>	<input type="checkbox"/>	<input type="checkbox"/>	<input type="checkbox"/>	<input type="checkbox"/>	<input type="checkbox"/>

Public reporting burden for this collection of information is estimated to average 14 minutes per response, including time to review the instructions, search and gather the data needed, and complete and review the collection of information. Persons are not required to respond to the collection of information unless it displays a currently valid OMB control number. If you have any comments about these estimates or any other aspects of this data collection, contact: US Department of Labor, OSHA Office of Statistical Analysis, Room N-3514, 200 Constitution Avenue, NW, Washington, DC 20210. Do not send the completed forms to this office.

Summary of Work-Related Injuries and Illnesses

All establishments covered by Part 1904 must complete this Summary page, even if no work-related injuries or illnesses occurred during the year. Remember to review the Log to verify that the entries are complete and accurate before completing this summary.

Using the Log, count the individual entries you made for each category. Then write the totals below, making sure you've added the entire from every page of the Log. If you had no cases, write "0."

Employers, former employees, and their representatives have the right to review the OSHA Form 300 in its entirety. They also have limited access to the OSHA Form 301 or its equivalent. See 29 CFR Part 1904.35, in OSHA's recordkeeping rule, for further details on the access provisions for these forms.

Number of Cases

Total number of deaths	Total number of cases with days away from work	Total number of cases with job transfer or restriction	Total number of other recordable cases
(G) _____	(H) _____	(I) _____	(J) _____

Number of Days

Total number of days away from work	Total number of days of job transfer or restriction
(K) _____	(L) _____

Injury and Illness Types

Total number of . . . (M)	(1) Injuries	(4) Poisonings
	(2) Skin disorders	(5) Hearing loss
	(3) Respiratory conditions	(6) All other illnesses

Post this Summary page from February 1 to April 30 of the year following the year covered by the form.

Public reporting burden for this collection of information is estimated to average 58 minutes per response, including time to review the instructions, search and gather the data needed, and complete and review the collection of information. Persons are not required to respond to the collection of information unless it displays a currently valid OMB control number. If you have any comments about these estimates or any other aspects of this data collection, contact: US Department of Labor, OSHA Office of Statistical Analysis, Room N-3644, 200 Constitution Avenue, NW, Washington, DC 20210. Do not send the completed forms to this office.

Establishment information

Your establishment name _____

Street _____

City _____

State _____ ZIP _____

Industry description (e.g., *Manufacture of motor truck trailers*) _____

Standard Industrial Classification (SIC), if known (e.g., 3715) _____

OR _____

North American Industrial Classification (NAICS), if known (e.g., 336212) _____

Employment information (If you don't have these figures, see the Worksheet on the back of this page to estimate.)

Annual average number of employees _____

Total hours worked by all employees last year _____

Sign here

Knowingly falsifying this document may result in a fine.

I certify that I have examined this document and that to the best of my knowledge the entries are true, accurate, and complete.

Company executive _____ Title _____
 (_____) _____ / /
 Name _____ Date _____

ATTACHMENT 5
SIGNATORY PAGE

**Attachment 4 – Site-Specific Health and Safety Orientation Signatory Page
HEALTH AND SAFETY PLAN**

Title	Name	Signature
Project Manager:	Steven Gustems	
Health and Safety Manager:	Steven Gustems	

I have read the attached Health and Safety Plan (HASP) and have received site-specific information and orientation regarding the identified physical, chemical, and biological hazards anticipated at this site. My signature certifies that I understand the procedures, equipment, and restrictions applicable to this project site and agree to abide by them.

Signature	Printed Name	Company	Date

Attachment 4 – Health and Safety Orientation Signatory Page (continued)

Signature	Printed Name	Company	Date

ATTACHMENT 6
MATERIAL SAFETY DATA SHEETS

SAFETY DATA SHEET

Version 5.5
Revision Date 06/13/2014
Print Date 10/19/2018

1. PRODUCT AND COMPANY IDENTIFICATION**1.1 Product identifiers**

Product name : 4,4'-DDD

Product Number : 49009
Brand : Supelco

CAS-No. : 72-54-8

1.2 Relevant identified uses of the substance or mixture and uses advised against

Identified uses : Laboratory chemicals, Manufacture of substances

1.3 Details of the supplier of the safety data sheet

Company : Sigma-Aldrich
3050 Spruce Street
SAINT LOUIS MO 63103
USA

Telephone : +1 800-325-5832
Fax : +1 800-325-5052

1.4 Emergency telephone number

Emergency Phone # : +1-703-527-3887 (CHEMTREC)

2. HAZARDS IDENTIFICATION**2.1 Classification of the substance or mixture****GHS Classification in accordance with 29 CFR 1910 (OSHA HCS)**

Acute toxicity, Oral (Category 3), H301
Acute toxicity, Dermal (Category 4), H312
Carcinogenicity (Category 2), H351
Acute aquatic toxicity (Category 1), H400
Chronic aquatic toxicity (Category 1), H410

For the full text of the H-Statements mentioned in this Section, see Section 16.

2.2 GHS Label elements, including precautionary statements

Pictogram



Signal word

Danger

Hazard statement(s)

H301 Toxic if swallowed.
H312 Harmful in contact with skin.
H351 Suspected of causing cancer.
H410 Very toxic to aquatic life with long lasting effects.

Precautionary statement(s)

P201 Obtain special instructions before use.
P202 Do not handle until all safety precautions have been read and understood.
P264 Wash skin thoroughly after handling.
P270 Do not eat, drink or smoke when using this product.

P273	Avoid release to the environment.
P280	Wear protective gloves/ protective clothing.
P301 + P310	IF SWALLOWED: Immediately call a POISON CENTER or doctor/ physician.
P302 + P352	IF ON SKIN: Wash with plenty of soap and water.
P308 + P313	IF exposed or concerned: Get medical advice/ attention.
P322	Specific measures (see supplemental first aid instructions on this label).
P330	Rinse mouth.
P363	Wash contaminated clothing before reuse.
P391	Collect spillage.
P405	Store locked up.
P501	Dispose of contents/ container to an approved waste disposal plant.

2.3 Hazards not otherwise classified (HNOC) or not covered by GHS - none

3. COMPOSITION/INFORMATION ON INGREDIENTS

3.1 Substances

Synonyms	: 1,1-Dichloro-2,2-bis(4-chlorophenyl)ethane
Formula	: C ₁₄ H ₁₀ Cl ₄
Molecular Weight	: 320.04 g/mol
CAS-No.	: 72-54-8
EC-No.	: 200-783-0

Hazardous components

Component	Classification	Concentration
2,2-bis(4-Chlorophenyl)-1,1-dichloro-ethane		
	Acute Tox. 3; Acute Tox. 4; Carc. 2; Aquatic Acute 1; Aquatic Chronic 1; H301, H312, H351, H410	-

For the full text of the H-Statements mentioned in this Section, see Section 16.

4. FIRST AID MEASURES

4.1 Description of first aid measures

General advice

Consult a physician. Show this safety data sheet to the doctor in attendance. Move out of dangerous area.

If inhaled

If breathed in, move person into fresh air. If not breathing, give artificial respiration. Consult a physician.

In case of skin contact

Wash off with soap and plenty of water. Take victim immediately to hospital. Consult a physician.

In case of eye contact

Flush eyes with water as a precaution.

If swallowed

Never give anything by mouth to an unconscious person. Rinse mouth with water. Consult a physician.

4.2 Most important symptoms and effects, both acute and delayed

The most important known symptoms and effects are described in the labelling (see section 2.2) and/or in section 11

4.3 Indication of any immediate medical attention and special treatment needed

no data available

5. FIREFIGHTING MEASURES

5.1 Extinguishing media

Suitable extinguishing media

Use water spray, alcohol-resistant foam, dry chemical or carbon dioxide.

- 5.2 Special hazards arising from the substance or mixture**
Carbon oxides, Hydrogen chloride gas
Nature of decomposition products not known.
- 5.3 Advice for firefighters**
Wear self contained breathing apparatus for fire fighting if necessary.
- 5.4 Further information**
no data available

6. ACCIDENTAL RELEASE MEASURES

- 6.1 Personal precautions, protective equipment and emergency procedures**
Wear respiratory protection. Avoid dust formation. Avoid breathing vapours, mist or gas. Ensure adequate ventilation. Evacuate personnel to safe areas. Avoid breathing dust.
For personal protection see section 8.
- 6.2 Environmental precautions**
Prevent further leakage or spillage if safe to do so. Do not let product enter drains. Discharge into the environment must be avoided.
- 6.3 Methods and materials for containment and cleaning up**
Pick up and arrange disposal without creating dust. Sweep up and shovel. Keep in suitable, closed containers for disposal.
- 6.4 Reference to other sections**
For disposal see section 13.

7. HANDLING AND STORAGE

- 7.1 Precautions for safe handling**
Avoid contact with skin and eyes. Avoid formation of dust and aerosols.
Provide appropriate exhaust ventilation at places where dust is formed. Normal measures for preventive fire protection.
For precautions see section 2.2.
- 7.2 Conditions for safe storage, including any incompatibilities**
Keep container tightly closed in a dry and well-ventilated place.
- 7.3 Specific end use(s)**
Apart from the uses mentioned in section 1.2 no other specific uses are stipulated

8. EXPOSURE CONTROLS/PERSONAL PROTECTION

- 8.1 Control parameters**
Components with workplace control parameters
Contains no substances with occupational exposure limit values.
- 8.2 Exposure controls**
Appropriate engineering controls
Avoid contact with skin, eyes and clothing. Wash hands before breaks and immediately after handling the product.
- Personal protective equipment**
Eye/face protection
Face shield and safety glasses Use equipment for eye protection tested and approved under appropriate government standards such as NIOSH (US) or EN 166(EU).
- Skin protection**
Handle with gloves. Gloves must be inspected prior to use. Use proper glove removal technique (without touching glove's outer surface) to avoid skin contact with this product. Dispose of contaminated gloves after use in accordance with applicable laws and good laboratory practices. Wash and dry hands.
- Body Protection**
Complete suit protecting against chemicals, The type of protective equipment must be selected according to the concentration and amount of the dangerous substance at the specific workplace.

Respiratory protection

Where risk assessment shows air-purifying respirators are appropriate use a full-face particle respirator type N100 (US) or type P3 (EN 143) respirator cartridges as a backup to engineering controls. If the respirator is the sole means of protection, use a full-face supplied air respirator. Use respirators and components tested and approved under appropriate government standards such as NIOSH (US) or CEN (EU).

Control of environmental exposure

Prevent further leakage or spillage if safe to do so. Do not let product enter drains. Discharge into the environment must be avoided.

9. PHYSICAL AND CHEMICAL PROPERTIES

9.1 Information on basic physical and chemical properties

- | | |
|---|---|
| a) Appearance | Form: solid |
| b) Odour | no data available |
| c) Odour Threshold | no data available |
| d) pH | no data available |
| e) Melting point/freezing point | 94.0 - 96.0 °C (201.2 - 204.8 °F) |
| f) Initial boiling point and boiling range | 193.0 °C (379.4 °F) at 1.3 hPa (1.0 mmHg) |
| g) Flash point | no data available |
| h) Evaporation rate | no data available |
| i) Flammability (solid, gas) | no data available |
| j) Upper/lower flammability or explosive limits | no data available |
| k) Vapour pressure | < 0.00001 hPa (< 0.00001 mmHg) at 25.0 °C (77.0 °F) |
| l) Vapour density | no data available |
| m) Relative density | 1.38 g/cm ³ |
| n) Water solubility | no data available |
| o) Partition coefficient: n-octanol/water | log Pow: 6.02 |
| p) Auto-ignition temperature | no data available |
| q) Decomposition temperature | no data available |
| r) Viscosity | no data available |
| s) Explosive properties | no data available |
| t) Oxidizing properties | no data available |

9.2 Other safety information

no data available

10. STABILITY AND REACTIVITY

10.1 Reactivity

no data available

10.2 Chemical stability

Stable under recommended storage conditions.

10.3 Possibility of hazardous reactions

no data available

10.4 Conditions to avoid

no data available

10.5 Incompatible materials

Strong oxidizing agents

10.6 Hazardous decomposition products

Other decomposition products - no data available
In the event of fire: see section 5

11. TOXICOLOGICAL INFORMATION

11.1 Information on toxicological effects

Acute toxicity

LD50 Oral - Hamster - > 5,000 mg/kg

TDLo Oral - Human - 428.5 mg/kg

Remarks: Endocrine:Adrenal cortex hypoplasia.

TDLo Oral - rat - 6,000 mg/kg

Remarks: Cardiac:Other changes. Gastrointestinal:Other changes. Kidney, Ureter, Bladder:Changes in both tubules and glomeruli.

TDLo Oral - rat - 14 mg/kg

Remarks: Liver:Changes in liver weight. Endocrine:Estrogenic. Musculoskeletal:Other changes.

TDLo Oral - rat - 2,100 mg/kg

Remarks: Behavioral:Altered sleep time (including change in righting reflex).

Inhalation: no data available

LD50 Dermal - rabbit - 1,200 mg/kg

Remarks: Behavioral:Excitement. Behavioral:Convulsions or effect on seizure threshold. Skin irritation
no data available

Skin corrosion/irritation

no data available

Serious eye damage/eye irritation

no data available

Respiratory or skin sensitisation

no data available

no data available

Germ cell mutagenicity

no data available

Carcinogenicity

This product is or contains a component that has been reported to be possibly carcinogenic based on its IARC, ACGIH, NTP, or EPA classification.

Limited evidence of carcinogenicity in animal studies

IARC: No component of this product present at levels greater than or equal to 0.1% is identified as probable, possible or confirmed human carcinogen by IARC.

ACGIH: No component of this product present at levels greater than or equal to 0.1% is identified as a carcinogen or potential carcinogen by ACGIH.

NTP: No component of this product present at levels greater than or equal to 0.1% is identified as a known or anticipated carcinogen by NTP.

OSHA: No component of this product present at levels greater than or equal to 0.1% is identified as a carcinogen or potential carcinogen by OSHA.

Reproductive toxicity

no data available

no data available

Specific target organ toxicity - single exposure

no data available

Specific target organ toxicity - repeated exposure

no data available

Aspiration hazard

no data available

Additional Information

RTECS: KI0700000

To the best of our knowledge, the chemical, physical, and toxicological properties have not been thoroughly investigated.

12. ECOLOGICAL INFORMATION**12.1 Toxicity**

Toxicity to fish	LC50 - other fish - 1.18 - 9 mg/l - 96.0 h
	LC50 - Lepomis macrochirus (Bluegill) - 0.04 - 0.05 mg/l - 96.0 h
	LC50 - Oncorhynchus mykiss (rainbow trout) - 0.06 - 0.09 mg/l - 96.0 h
	LC50 - Pimephales promelas (fathead minnow) - 3.47 - 5.58 mg/l - 96.0 h
Toxicity to daphnia and other aquatic invertebrates	EC50 - Daphnia pulex (Water flea) - 0.01 mg/l - 48 h

12.2 Persistence and degradability

no data available

12.3 Bioaccumulative potential

Indication of bioaccumulation.

12.4 Mobility in soil

no data available

12.5 Results of PBT and vPvB assessment

PBT/vPvB assessment not available as chemical safety assessment not required/not conducted

12.6 Other adverse effects

An environmental hazard cannot be excluded in the event of unprofessional handling or disposal. Very toxic to aquatic life.

13. DISPOSAL CONSIDERATIONS**13.1 Waste treatment methods****Product**

Offer surplus and non-recyclable solutions to a licensed disposal company. Contact a licensed professional waste disposal service to dispose of this material. Dissolve or mix the material with a combustible solvent and burn in a chemical incinerator equipped with an afterburner and scrubber.

Contaminated packaging

Dispose of as unused product.

14. TRANSPORT INFORMATION**DOT (US)**

UN number: 2811 Class: 6.1 Packing group: III
Proper shipping name: Toxic solids, organic, n.o.s. (2,2-bis(4-Chlorophenyl)-1,1-dichloro-ethane)
Marine pollutant: No

Poison Inhalation Hazard: No

IMDG

UN number: 2811 Class: 6.1 Packing group: III EMS-No: F-A, S-A
Proper shipping name: TOXIC SOLID, ORGANIC, N.O.S. (2,2-bis(4-Chlorophenyl)-1,1-dichloro-ethane)
Marine pollutant: No

IATA

UN number: 2811 Class: 6.1 Packing group: III
Proper shipping name: Toxic solid, organic, n.o.s. (2,2-bis(4-Chlorophenyl)-1,1-dichloro-ethane)

15. REGULATORY INFORMATION

SARA 302 Components

SARA 302: No chemicals in this material are subject to the reporting requirements of SARA Title III, Section 302.

SARA 313 Components

SARA 313: This material does not contain any chemical components with known CAS numbers that exceed the threshold (De Minimis) reporting levels established by SARA Title III, Section 313.

SARA 311/312 Hazards

Acute Health Hazard

Massachusetts Right To Know Components

No components are subject to the Massachusetts Right to Know Act.

Pennsylvania Right To Know Components

	CAS-No.	Revision Date
2,2-bis(4-Chlorophenyl)-1,1-dichloro-ethane	72-54-8	1993-04-24

New Jersey Right To Know Components

	CAS-No.	Revision Date
2,2-bis(4-Chlorophenyl)-1,1-dichloro-ethane	72-54-8	1993-04-24

California Prop. 65 Components

This product does not contain any chemicals known to State of California to cause cancer, birth defects, or any other reproductive harm.

16. OTHER INFORMATION

Full text of H-Statements referred to under sections 2 and 3.

Acute Tox.	Acute toxicity
Aquatic Acute	Acute aquatic toxicity
Aquatic Chronic	Chronic aquatic toxicity
Carc.	Carcinogenicity
H301	Toxic if swallowed.
H312	Harmful in contact with skin.
H351	Suspected of causing cancer.
H400	Very toxic to aquatic life.
H410	Very toxic to aquatic life with long lasting effects.

HMIS Rating

Health hazard:	2
Chronic Health Hazard:	*
Flammability:	0
Physical Hazard	0

NFPA Rating

Health hazard:	2
Fire Hazard:	0
Reactivity Hazard:	0

Further information

Copyright 2014 Sigma-Aldrich Co. LLC. License granted to make unlimited paper copies for internal use only. The above information is believed to be correct but does not purport to be all inclusive and shall be used only as a guide. The information in this document is based on the present state of our knowledge and is applicable to the product with regard to appropriate safety precautions. It does not represent any guarantee of the properties of the product. Sigma-Aldrich Corporation and its Affiliates shall not be held liable for any damage resulting from handling or from contact with the above product. See www.sigma-aldrich.com and/or the reverse side of invoice or packing slip for additional terms and conditions of sale.

Preparation Information

Sigma-Aldrich Corporation
Product Safety – Americas Region
1-800-521-8956

Version: 5.5

Revision Date: 06/13/2014

Print Date: 10/19/2018

1. PRODUCT AND COMPANY IDENTIFICATION

1.1 Product identifiers

Product name : 4,4'-DDT

Product Number : 386340
Brand : Aldrich
Index-No. : 602-045-00-7

CAS-No. : 50-29-3

1.2 Relevant identified uses of the substance or mixture and uses advised against

Identified uses : Laboratory chemicals, Synthesis of substances

1.3 Details of the supplier of the safety data sheet

Company : Sigma-Aldrich
3050 Spruce Street
SAINT LOUIS MO 63103
USA

Telephone : +1 800-325-5832
Fax : +1 800-325-5052

1.4 Emergency telephone number

Emergency Phone # : +1-703-527-3887 (CHEMTREC)

2. HAZARDS IDENTIFICATION

2.1 Classification of the substance or mixture

GHS Classification in accordance with 29 CFR 1910 (OSHA HCS)

Acute toxicity, Oral (Category 3), H301
Acute toxicity, Dermal (Category 3), H311
Carcinogenicity (Category 2), H351
Specific target organ toxicity - repeated exposure, Oral (Category 1), H372
Acute aquatic toxicity (Category 1), H400
Chronic aquatic toxicity (Category 1), H410

For the full text of the H-Statements mentioned in this Section, see Section 16.

2.2 GHS Label elements, including precautionary statements

Pictogram



Signal word

Danger

Hazard statement(s)

H301 + H311 : Toxic if swallowed or in contact with skin.
H351 : Suspected of causing cancer.
H372 : Causes damage to organs through prolonged or repeated exposure if swallowed.
H410 : Very toxic to aquatic life with long lasting effects.

Precautionary statement(s)

P201 : Obtain special instructions before use.
P202 : Do not handle until all safety precautions have been read and

P260	understood.
P264	Do not breathe dust/ fume/ gas/ mist/ vapours/ spray.
P270	Wash skin thoroughly after handling.
P273	Do not eat, drink or smoke when using this product.
P280	Avoid release to the environment.
P281	Wear protective gloves/ protective clothing.
P301 + P310 + P330	Use personal protective equipment as required.
P302 + P352 + P312	IF SWALLOWED: Immediately call a POISON CENTER/doctor. Rinse mouth.
P308 + P313	IF ON SKIN: Wash with plenty of soap and water. Call a POISON CENTER or doctor/ physician if you feel unwell.
P361	IF exposed or concerned: Get medical advice/ attention.
P363	Remove/Take off immediately all contaminated clothing.
P391	Wash contaminated clothing before reuse.
P405	Collect spillage.
P501	Store locked up.
	Dispose of contents/ container to an approved waste disposal plant.

2.3 Hazards not otherwise classified (HNOC) or not covered by GHS - none

3. COMPOSITION/INFORMATION ON INGREDIENTS

3.1 Substances

Synonyms : 1,1,1-Trichloro-2,2-bis(4-chlorophenyl)ethane
1,1-Bis(4-chlorophenyl)-2,2,2-trichloroethane

Formula : C₁₄H₉Cl₅
Molecular weight : 354.49 g/mol
CAS-No. : 50-29-3
EC-No. : 200-024-3
Index-No. : 602-045-00-7

Hazardous components

Component	Classification	Concentration
1,1,1-Trichloro-2,2-bis(4-chlorophenyl)ethane	Acute Tox. 3; Carc. 2; STOT RE 1; Aquatic Acute 1; Aquatic Chronic 1; H301 + H311, H351, H372, H410	90 - 100 %

For the full text of the H-Statements mentioned in this Section, see Section 16.

4. FIRST AID MEASURES

4.1 Description of first aid measures

General advice

Consult a physician. Show this safety data sheet to the doctor in attendance. Move out of dangerous area.

If inhaled

If breathed in, move person into fresh air. If not breathing, give artificial respiration. Consult a physician.

In case of skin contact

Wash off with soap and plenty of water. Take victim immediately to hospital. Consult a physician.

In case of eye contact

Flush eyes with water as a precaution.

If swallowed

Never give anything by mouth to an unconscious person. Rinse mouth with water. Consult a physician.

4.2 Most important symptoms and effects, both acute and delayed

The most important known symptoms and effects are described in the labelling (see section 2.2) and/or in section 11

- 4.3 Indication of any immediate medical attention and special treatment needed**
No data available

5. FIREFIGHTING MEASURES

- 5.1 Extinguishing media**
Suitable extinguishing media
Use water spray, alcohol-resistant foam, dry chemical or carbon dioxide.
- 5.2 Special hazards arising from the substance or mixture**
No data available
- 5.3 Advice for firefighters**
Wear self-contained breathing apparatus for firefighting if necessary.
- 5.4 Further information**
No data available

6. ACCIDENTAL RELEASE MEASURES

- 6.1 Personal precautions, protective equipment and emergency procedures**
Wear respiratory protection. Avoid dust formation. Avoid breathing vapours, mist or gas. Ensure adequate ventilation. Evacuate personnel to safe areas. Avoid breathing dust.
For personal protection see section 8.
- 6.2 Environmental precautions**
Prevent further leakage or spillage if safe to do so. Do not let product enter drains. Discharge into the environment must be avoided.
- 6.3 Methods and materials for containment and cleaning up**
Pick up and arrange disposal without creating dust. Sweep up and shovel. Keep in suitable, closed containers for disposal.
- 6.4 Reference to other sections**
For disposal see section 13.

7. HANDLING AND STORAGE

- 7.1 Precautions for safe handling**
Avoid contact with skin and eyes. Avoid formation of dust and aerosols. Further processing of solid materials may result in the formation of combustible dusts. The potential for combustible dust formation should be taken into consideration before additional processing occurs.
Provide appropriate exhaust ventilation at places where dust is formed.
For precautions see section 2.2.
- 7.2 Conditions for safe storage, including any incompatibilities**
Keep container tightly closed in a dry and well-ventilated place.
Storage class (TRGS 510): 6.1D: Non-combustible, acute toxic Cat.3 / toxic hazardous materials or hazardous materials causing chronic effects
- 7.3 Specific end use(s)**
Apart from the uses mentioned in section 1.2 no other specific uses are stipulated

8. EXPOSURE CONTROLS/PERSONAL PROTECTION

8.1 Control parameters

Components with workplace control parameters

Component	CAS-No.	Value	Control parameters	Basis
1,1,1-Trichloro-2,2-bis(4-chlorophenyl)ethane	50-29-3	TWA	1 mg/m ³	USA. ACGIH Threshold Limit Values (TLV)
	Remarks	Liver damage Confirmed animal carcinogen with unknown relevance to humans		

		TWA	0.5 mg/m ³	USA. NIOSH Recommended Exposure Limits
		Potential Occupational Carcinogen See Appendix A		
		TWA	1 mg/m ³	USA. Occupational Exposure Limits (OSHA) - Table Z-1 Limits for Air Contaminants
		Skin designation		
		PEL	1 mg/m ³	California permissible exposure limits for chemical contaminants (Title 8, Article 107)
		Skin		

8.2 Exposure controls

Appropriate engineering controls

Avoid contact with skin, eyes and clothing. Wash hands before breaks and immediately after handling the product.

Personal protective equipment

Eye/face protection

Face shield and safety glasses Use equipment for eye protection tested and approved under appropriate government standards such as NIOSH (US) or EN 166(EU).

Skin protection

Handle with gloves. Gloves must be inspected prior to use. Use proper glove removal technique (without touching glove's outer surface) to avoid skin contact with this product. Dispose of contaminated gloves after use in accordance with applicable laws and good laboratory practices. Wash and dry hands.

Full contact

Material: Nitrile rubber

Minimum layer thickness: 0.11 mm

Break through time: 480 min

Material tested: Dermatril® (KCL 740 / Aldrich Z677272, Size M)

Splash contact

Material: Nitrile rubber

Minimum layer thickness: 0.11 mm

Break through time: 480 min

Material tested: Dermatril® (KCL 740 / Aldrich Z677272, Size M)

data source: KCL GmbH, D-36124 Eichenzell, phone +49 (0)6659 87300, e-mail sales@kcl.de, test method: EN374

If used in solution, or mixed with other substances, and under conditions which differ from EN 374, contact the supplier of the CE approved gloves. This recommendation is advisory only and must be evaluated by an industrial hygienist and safety officer familiar with the specific situation of anticipated use by our customers. It should not be construed as offering an approval for any specific use scenario.

Body Protection

Complete suit protecting against chemicals, The type of protective equipment must be selected according to the concentration and amount of the dangerous substance at the specific workplace.

Respiratory protection

Where risk assessment shows air-purifying respirators are appropriate use a full-face particle respirator type N100 (US) or type P3 (EN 143) respirator cartridges as a backup to engineering controls. If the respirator is the sole means of protection, use a full-face supplied air respirator. Use respirators and components tested and approved under appropriate government standards such as NIOSH (US) or CEN (EU).

Control of environmental exposure

Prevent further leakage or spillage if safe to do so. Do not let product enter drains. Discharge into the environment must be avoided.

9. PHYSICAL AND CHEMICAL PROPERTIES

9.1 Information on basic physical and chemical properties

a) Appearance

Form: solid

b) Odour	No data available
c) Odour Threshold	No data available
d) pH	No data available
e) Melting point/freezing point	Melting point/range: 107 - 110 °C (225 - 230 °F) - lit.
f) Initial boiling point and boiling range	260.0 °C (500.0 °F)
g) Flash point	72.0 - 77.0 °C (161.6 - 170.6 °F)
h) Evaporation rate	No data available
i) Flammability (solid, gas)	No data available
j) Upper/lower flammability or explosive limits	No data available
k) Vapour pressure	0.0000021 hPa (0.0000016 mmHg) at 20.0 °C (68.0 °F)
l) Vapour density	No data available
m) Relative density	0.99 g/cm ³
n) Water solubility	No data available
o) Partition coefficient: n-octanol/water	log Pow: 6.91
p) Auto-ignition temperature	No data available
q) Decomposition temperature	No data available
r) Viscosity	No data available
s) Explosive properties	No data available
t) Oxidizing properties	No data available

9.2 Other safety information

No data available

10. STABILITY AND REACTIVITY

10.1 Reactivity

No data available

10.2 Chemical stability

Stable under recommended storage conditions.

10.3 Possibility of hazardous reactions

No data available

10.4 Conditions to avoid

No data available

10.5 Incompatible materials

Oxidizing agents, Iron and iron salts.

10.6 Hazardous decomposition products

Hazardous decomposition products formed under fire conditions. - Carbon oxides, Hydrogen chloride gas

Other decomposition products - No data available

In the event of fire: see section 5

11. TOXICOLOGICAL INFORMATION

11.1 Information on toxicological effects

Acute toxicity

LD50 Oral - Rat - 87.0 mg/kg

Inhalation: No data available

LD50 Dermal - Rabbit - 300.0 mg/kg

Remarks: Behavioral:Tremor. Behavioral:Muscle weakness. Behavioral:Ataxia.

No data available

Skin corrosion/irritation

No data available

Serious eye damage/eye irritation

No data available

Respiratory or skin sensitisation

No data available

Germ cell mutagenicity

No data available

Carcinogenicity

Limited evidence of carcinogenicity in animal studies

IARC: 2A - Group 2A: Probably carcinogenic to humans (1,1,1-Trichloro-2,2-bis(4-chlorophenyl)ethane)

IARC: 2A - Group 2A: Probably carcinogenic to humans (1,1,1-Trichloro-2,2-bis(4-chlorophenyl)ethane)

NTP: RAHC - Reasonably anticipated to be a human carcinogen (1,1,1-Trichloro-2,2-bis(4-chlorophenyl)ethane)

NTP: RAHC - Reasonably anticipated to be a human carcinogen (1,1,1-Trichloro-2,2-bis(4-chlorophenyl)ethane)

OSHA: No component of this product present at levels greater than or equal to 0.1% is on OSHA's list of regulated carcinogens.

No component of this product present at levels greater than or equal to 0.1% is on OSHA's list of regulated carcinogens.

Reproductive toxicity

No data available

No data available

Specific target organ toxicity - single exposure

No data available

Specific target organ toxicity - repeated exposure

Ingestion - Causes damage to organs through prolonged or repeated exposure.

Aspiration hazard

No data available

Additional Information

RTECS: KJ3325000

CNS stimulation.

Pancreas. -

12. ECOLOGICAL INFORMATION

12.1 Toxicity

Toxicity to fish	LC50 - Pimephales promelas (fathead minnow) - 0.01 mg/l - 96.0 h LC50 - Lepomis macrochirus (Bluegill) - 0.01 mg/l - 96.0 h LC50 - Oncorhynchus mykiss (rainbow trout) - 0.003400 mg/l - 96.0 h LOEC - Oncorhynchus mykiss (rainbow trout) - 150 mg/l - 3.0 d NOEC - Oncorhynchus mykiss (rainbow trout) - 113 mg/l - 3.0 d
Toxicity to daphnia and other aquatic invertebrates	Immobilization EC50 - Daphnia magna (Water flea) - 0.00108 mg/l - 48 h
Toxicity to algae	LC100 - Scenedesmus quadricauda (Green algae) - > 20 mg/l - 7 d

12.2 Persistence and degradability

12.3 Bioaccumulative potential

Bioaccumulation	Oncorhynchus mykiss (rainbow trout) - 20 d - 0.001 mg/l Bioconcentration factor (BCF): 46,670
-----------------	---

12.4 Mobility in soil

No data available

12.5 Results of PBT and vPvB assessment

PBT/vPvB assessment not available as chemical safety assessment not required/not conducted

12.6 Other adverse effects

An environmental hazard cannot be excluded in the event of unprofessional handling or disposal.
Very toxic to aquatic life with long lasting effects.

13. DISPOSAL CONSIDERATIONS

13.1 Waste treatment methods

Product

Offer surplus and non-recyclable solutions to a licensed disposal company. Contact a licensed professional waste disposal service to dispose of this material. Dissolve or mix the material with a combustible solvent and burn in a chemical incinerator equipped with an afterburner and scrubber.

Contaminated packaging

Dispose of as unused product.

14. TRANSPORT INFORMATION

DOT (US)

UN number: 2811 Class: 6.1 Packing group: III
Proper shipping name: Toxic solids, organic, n.o.s. (1,1,1-Trichloro-2,2-bis(4-chlorophenyl)ethane)
Reportable Quantity (RQ): 1 lbs Marine pollutant: yes
Poison Inhalation Hazard: No

IMDG

UN number: 2811 Class: 6.1 Packing group: III EMS-No: F-A, S-A
Proper shipping name: TOXIC SOLID, ORGANIC, N.O.S. (1,1,1-Trichloro-2,2-bis(4-chlorophenyl)ethane)
Marine pollutant: yes

IATA

UN number: 2811 Class: 6.1 Packing group: III
Proper shipping name: Toxic solid, organic, n.o.s. (1,1,1-Trichloro-2,2-bis(4-chlorophenyl)ethane)

15. REGULATORY INFORMATION

SARA 302 Components

No chemicals in this material are subject to the reporting requirements of SARA Title III, Section 302.

SARA 313 Components

This material does not contain any chemical components with known CAS numbers that exceed the threshold (De Minimis) reporting levels established by SARA Title III, Section 313.

SARA 311/312 Hazards

Acute Health Hazard, Chronic Health Hazard

Massachusetts Right To Know Components

1,1,1-Trichloro-2,2-bis(4-chlorophenyl)ethane	CAS-No. 50-29-3	Revision Date 1993-02-16
---	--------------------	-----------------------------

1,1,1-Trichloro-2,2-bis(4-chlorophenyl)ethane	CAS-No. 50-29-3	Revision Date 1993-02-16
---	--------------------	-----------------------------

Pennsylvania Right To Know Components

1,1,1-Trichloro-2,2-bis(4-chlorophenyl)ethane	CAS-No. 50-29-3	Revision Date 1993-02-16
---	--------------------	-----------------------------

1,1,1-Trichloro-2,2-bis(4-chlorophenyl)ethane	CAS-No. 50-29-3	Revision Date 1993-02-16
---	--------------------	-----------------------------

1,1,1-Trichloro-2,2-bis(4-chlorophenyl)ethane	CAS-No. 50-29-3	Revision Date 1993-02-16
---	--------------------	-----------------------------

New Jersey Right To Know Components

1,1,1-Trichloro-2,2-bis(4-chlorophenyl)ethane	CAS-No. 50-29-3	Revision Date 1993-02-16
---	--------------------	-----------------------------

1,1,1-Trichloro-2,2-bis(4-chlorophenyl)ethane	CAS-No. 50-29-3	Revision Date 1993-02-16
---	--------------------	-----------------------------

California Prop. 65 Components

WARNING! This product contains a chemical known to the State of California to cause cancer. 1,1,1-Trichloro-2,2-bis(4-chlorophenyl)ethane	CAS-No. 50-29-3	Revision Date 2008-06-17
--	--------------------	-----------------------------

WARNING: This product contains a chemical known to the State of California to cause birth defects or other reproductive harm. 1,1,1-Trichloro-2,2-bis(4-chlorophenyl)ethane	CAS-No. 50-29-3	Revision Date 2008-06-17
--	--------------------	-----------------------------

WARNING! This product contains a chemical known to the State of California to cause cancer. 1,1,1-Trichloro-2,2-bis(4-chlorophenyl)ethane	CAS-No. 50-29-3	Revision Date 2008-06-17
--	--------------------	-----------------------------

WARNING: This product contains a chemical known to the State of California to cause birth defects or other reproductive harm. 1,1,1-Trichloro-2,2-bis(4-chlorophenyl)ethane	CAS-No. 50-29-3	Revision Date 2008-06-17
--	--------------------	-----------------------------

16. OTHER INFORMATION

Full text of H-Statements referred to under sections 2 and 3.

Acute Tox.	Acute toxicity
Aquatic Acute	Acute aquatic toxicity
Aquatic Chronic	Chronic aquatic toxicity
Carc.	Carcinogenicity
H301	Toxic if swallowed.
H301 + H311	Toxic if swallowed or in contact with skin.
H311	Toxic in contact with skin.
H351	Suspected of causing cancer.
H372	Causes damage to organs through prolonged or repeated exposure if swallowed.

HMIS Rating

Health hazard:	2
Chronic Health Hazard:	*
Flammability:	0
Physical Hazard	0

NFPA Rating

Health hazard:	2
Fire Hazard:	2
Reactivity Hazard:	0

Further information

Copyright 2016 Sigma-Aldrich Co. LLC. License granted to make unlimited paper copies for internal use only. The above information is believed to be correct but does not purport to be all inclusive and shall be used only as a guide. The information in this document is based on the present state of our knowledge and is applicable to the product with regard to appropriate safety precautions. It does not represent any guarantee of the properties of the product. Sigma-Aldrich Corporation and its Affiliates shall not be held liable for any damage resulting from handling or from contact with the above product. See www.sigma-aldrich.com and/or the reverse side of invoice or packing slip for additional terms and conditions of sale.

Preparation Information

Sigma-Aldrich Corporation
 Product Safety – Americas Region
 1-800-521-8956

Version: 5.6

Revision Date: 05/07/2018

Print Date: 06/22/2019

1. PRODUCT AND COMPANY IDENTIFICATION**1.1 Product identifiers**

Product name : 1,2,4-Trimethylbenzene

Product Number : T73601

Brand : Aldrich

Index-No. : 601-043-00-3

CAS-No. : 95-63-6

1.2 Relevant identified uses of the substance or mixture and uses advised against

Identified uses : Laboratory chemicals, Synthesis of substances

1.3 Details of the supplier of the safety data sheet

Company : Sigma-Aldrich
3050 Spruce Street
SAINT LOUIS MO 63103
USA

Telephone : +1 800-325-5832

Fax : +1 800-325-5052

1.4 Emergency telephone number

Emergency Phone # : +1-703-527-3887 (CHEMTREC)

2. HAZARDS IDENTIFICATION**2.1 Classification of the substance or mixture****GHS Classification in accordance with 29 CFR 1910 (OSHA HCS)**

Flammable liquids (Category 3), H226

Acute toxicity, Inhalation (Category 4), H332

Skin irritation (Category 2), H315

Eye irritation (Category 2A), H319

Specific target organ toxicity - single exposure (Category 3), Respiratory system, H335

Aspiration hazard (Category 1), H304

Acute aquatic toxicity (Category 2), H401

Chronic aquatic toxicity (Category 2), H411

For the full text of the H-Statements mentioned in this Section, see Section 16.

2.2 GHS Label elements, including precautionary statements

Pictogram



Signal word

Danger

Hazard statement(s)

H226 Flammable liquid and vapour.

H304 May be fatal if swallowed and enters airways.

H315 Causes skin irritation.

H319 Causes serious eye irritation.

H332 Harmful if inhaled.

H335 May cause respiratory irritation.

H411 Toxic to aquatic life with long lasting effects.

Precautionary statement(s)	
P210	Keep away from heat/sparks/open flames/hot surfaces. No smoking.
P233	Keep container tightly closed.
P240	Ground/bond container and receiving equipment.
P241	Use explosion-proof electrical/ ventilating/ lighting equipment.
P242	Use only non-sparking tools.
P243	Take precautionary measures against static discharge.
P261	Avoid breathing dust/ fume/ gas/ mist/ vapours/ spray.
P264	Wash skin thoroughly after handling.
P271	Use only outdoors or in a well-ventilated area.
P273	Avoid release to the environment.
P280	Wear protective gloves/ eye protection/ face protection.
P301 + P310	IF SWALLOWED: Immediately call a POISON CENTER/doctor.
P303 + P361 + P353	IF ON SKIN (or hair): Remove/ Take off immediately all contaminated clothing. Rinse skin with water/ shower.
P304 + P340 + P312	IF INHALED: Remove victim to fresh air and keep at rest in a position comfortable for breathing. Call a POISON CENTER or doctor/ physician if you feel unwell.
P305 + P351 + P338	IF IN EYES: Rinse cautiously with water for several minutes. Remove contact lenses, if present and easy to do. Continue rinsing.
P331	Do NOT induce vomiting.
P332 + P313	If skin irritation occurs: Get medical advice/ attention.
P337 + P313	If eye irritation persists: Get medical advice/ attention.
P362	Take off contaminated clothing and wash before reuse.
P370 + P378	In case of fire: Use dry sand, dry chemical or alcohol-resistant foam for extinction.
P391	Collect spillage.
P403 + P233	Store in a well-ventilated place. Keep container tightly closed.
P403 + P235	Store in a well-ventilated place. Keep cool.
P405	Store locked up.
P501	Dispose of contents/ container to an approved waste disposal plant.

2.3 Hazards not otherwise classified (HNOC) or not covered by GHS - none

3. COMPOSITION/INFORMATION ON INGREDIENTS

3.1 Substances

Formula	:	C ₉ H ₁₂
Molecular weight	:	120.19 g/mol
CAS-No.	:	95-63-6
EC-No.	:	202-436-9
Index-No.	:	601-043-00-3

Hazardous components

Component	Classification	Concentration
1,2,4-Trimethylbenzene	Flam. Liq. 3; Acute Tox. 4; Skin Irrit. 2; Eye Irrit. 2A; STOT SE 3; Asp. Tox. 1; Aquatic Acute 2; Aquatic Chronic 2; H226, H304, H315, H319, H332, H335, H411	90 - 100 %

For the full text of the H-Statements mentioned in this Section, see Section 16.

4. FIRST AID MEASURES

4.1 Description of first aid measures

General advice

Consult a physician. Show this safety data sheet to the doctor in attendance. Move out of dangerous area.

If inhaled

If breathed in, move person into fresh air. If not breathing, give artificial respiration. Consult a physician.

In case of skin contact

Wash off with soap and plenty of water. Consult a physician.

In case of eye contact

Rinse thoroughly with plenty of water for at least 15 minutes and consult a physician.

If swallowed

Do NOT induce vomiting. Never give anything by mouth to an unconscious person. Rinse mouth with water. Consult a physician.

4.2 Most important symptoms and effects, both acute and delayed

The most important known symptoms and effects are described in the labelling (see section 2.2) and/or in section 11

4.3 Indication of any immediate medical attention and special treatment needed

No data available

5. FIREFIGHTING MEASURES

5.1 Extinguishing media

Suitable extinguishing media

Use water spray, alcohol-resistant foam, dry chemical or carbon dioxide.

5.2 Special hazards arising from the substance or mixture

No data available

5.3 Advice for firefighters

Wear self-contained breathing apparatus for firefighting if necessary.

5.4 Further information

Use water spray to cool unopened containers.

6. ACCIDENTAL RELEASE MEASURES

6.1 Personal precautions, protective equipment and emergency procedures

Use personal protective equipment. Avoid breathing vapours, mist or gas. Ensure adequate ventilation. Remove all sources of ignition. Evacuate personnel to safe areas. Beware of vapours accumulating to form explosive concentrations. Vapours can accumulate in low areas.

For personal protection see section 8.

6.2 Environmental precautions

Prevent further leakage or spillage if safe to do so. Do not let product enter drains. Discharge into the environment must be avoided.

6.3 Methods and materials for containment and cleaning up

Contain spillage, and then collect with an electrically protected vacuum cleaner or by wet-brushing and place in container for disposal according to local regulations (see section 13).

6.4 Reference to other sections

For disposal see section 13.

7. HANDLING AND STORAGE

7.1 Precautions for safe handling

Avoid contact with skin and eyes. Avoid inhalation of vapour or mist.

Keep away from sources of ignition - No smoking. Take measures to prevent the build up of electrostatic charge.

For precautions see section 2.2.

7.2 Conditions for safe storage, including any incompatibilities

Keep container tightly closed in a dry and well-ventilated place. Containers which are opened must be carefully resealed and kept upright to prevent leakage.

Storage class (TRGS 510): 3: Flammable liquids

7.3 Specific end use(s)

Apart from the uses mentioned in section 1.2 no other specific uses are stipulated

8. EXPOSURE CONTROLS/PERSONAL PROTECTION

8.1 Control parameters

Components with workplace control parameters

Component	CAS-No.	Value	Control parameters	Basis
1,2,4-Trimethylbenzene	95-63-6	TWA	25.000000 ppm 125.000000 mg/m3	USA. NIOSH Recommended Exposure Limits
	Remarks	hemimellitene is a mixture of the 1,2,3-isomer with up to 10% of related aromatics such as the 1,2,4-isomer.		
		TWA	25 ppm	USA. ACGIH Threshold Limit Values (TLV)
		Central Nervous System impairment Hematologic effects Asthma		

8.2 Exposure controls

Appropriate engineering controls

Handle in accordance with good industrial hygiene and safety practice. Wash hands before breaks and at the end of workday.

Personal protective equipment

Eye/face protection

Face shield and safety glasses Use equipment for eye protection tested and approved under appropriate government standards such as NIOSH (US) or EN 166(EU).

Skin protection

Handle with gloves. Gloves must be inspected prior to use. Use proper glove removal technique (without touching glove's outer surface) to avoid skin contact with this product. Dispose of contaminated gloves after use in accordance with applicable laws and good laboratory practices. Wash and dry hands.

Full contact

Material: Fluorinated rubber

Minimum layer thickness: 0.7 mm

Break through time: 480 min

Material tested: Vitoject® (KCL 890 / Aldrich Z677698, Size M)

Splash contact

Material: Nitrile rubber

Minimum layer thickness: 0.4 mm

Break through time: 30 min

Material tested: Camatril® (KCL 730 / Aldrich Z677442, Size M)

data source: KCL GmbH, D-36124 Eichenzell, phone +49 (0)6659 87300, e-mail sales@kcl.de, test method: EN374

If used in solution, or mixed with other substances, and under conditions which differ from EN 374, contact the supplier of the CE approved gloves. This recommendation is advisory only and must be evaluated by an industrial hygienist and safety officer familiar with the specific situation of anticipated use by our customers. It should not be construed as offering an approval for any specific use scenario.

Body Protection

Complete suit protecting against chemicals, Flame retardant antistatic protective clothing., The type of protective equipment must be selected according to the concentration and amount of the dangerous substance at the specific workplace.

Respiratory protection

Where risk assessment shows air-purifying respirators are appropriate use a full-face respirator with multi-purpose combination (US) or type ABEK (EN 14387) respirator cartridges as a backup to engineering controls. If the respirator is the sole means of protection, use a full-face supplied air respirator. Use respirators and components tested and approved under appropriate government standards such as NIOSH (US) or CEN (EU).

Control of environmental exposure

Prevent further leakage or spillage if safe to do so. Do not let product enter drains. Discharge into the environment must be avoided.

9. PHYSICAL AND CHEMICAL PROPERTIES

9.1 Information on basic physical and chemical properties

a) Appearance	Form: liquid, clear Colour: colourless
b) Odour	No data available
c) Odour Threshold	No data available
d) pH	No data available
e) Melting point/freezing point	-43.69 °C (-46.64 °F)
f) Initial boiling point and boiling range	168.0 - 169.0 °C (334.4 - 336.2 °F)
g) Flash point	48.0 °C (118.4 °F) - closed cup
h) Evaporation rate	No data available
i) Flammability (solid, gas)	No data available
j) Upper/lower flammability or explosive limits	Upper explosion limit: 6.4 %(V) Lower explosion limit: 0.9 %(V)
k) Vapour pressure	2.3 hPa (1.7 mmHg) at 20.0 °C (68.0 °F)
l) Vapour density	No data available
m) Relative density	0.88 g/cm ³
n) Water solubility	0.057 g/l at 25 °C (77 °F) - slightly soluble
o) Partition coefficient: n-octanol/water	No data available
p) Auto-ignition temperature	515.0 °C (959.0 °F)
q) Decomposition temperature	No data available
r) Viscosity	No data available
s) Explosive properties	No data available
t) Oxidizing properties	No data available

9.2 Other safety information

No data available

10. STABILITY AND REACTIVITY

10.1 Reactivity

No data available

10.2 Chemical stability

Stable under recommended storage conditions.

10.3 Possibility of hazardous reactions

No data available

10.4 Conditions to avoid

Heat, flames and sparks.

10.5 Incompatible materials

Strong oxidizing agents

10.6 Hazardous decomposition products

Hazardous decomposition products formed under fire conditions. - Carbon oxides

Other decomposition products - No data available

In the event of fire: see section 5

11. TOXICOLOGICAL INFORMATION

11.1 Information on toxicological effects

Acute toxicity

LD50 Oral - Rat - male - 6,000 mg/kg

Inhalation: No data available

Dermal: No data available

No data available

Skin corrosion/irritation

No data available

Serious eye damage/eye irritation

No data available

Respiratory or skin sensitisation

No data available

Germ cell mutagenicity

in vitro assay

S. typhimurium

Result: negative

Mutagenicity (micronucleus test)

Rat - male and female - Bone marrow

Result: negative

Carcinogenicity

IARC: No component of this product present at levels greater than or equal to 0.1% is identified as probable, possible or confirmed human carcinogen by IARC.

NTP: No component of this product present at levels greater than or equal to 0.1% is identified as a known or anticipated carcinogen by NTP.

OSHA: No component of this product present at levels greater than or equal to 0.1% is on OSHA's list of regulated carcinogens.

Reproductive toxicity

No data available

No data available

Specific target organ toxicity - single exposure

No data available

Specific target organ toxicity - repeated exposure

No data available

Aspiration hazard

No data available

Additional Information

RTECS: DC3325000

prolonged or repeated exposure can cause:, narcosis, Bronchitis., Symptoms and signs include headache, dizziness, fatigue, muscular weakness, drowsiness and in extreme cases, loss of consciousness., To the best of our knowledge, the chemical, physical, and toxicological properties have not been thoroughly investigated.

12. ECOLOGICAL INFORMATION

12.1 Toxicity

Toxicity to fish	flow-through test LC50 - Pimephales promelas (fathead minnow) - 7.72 mg/l - 96.0 h
Toxicity to daphnia and other aquatic invertebrates	static test EC50 - Daphnia magna (Water flea) - 3.6 mg/l - 48 h (OECD Test Guideline 202)

12.2 Persistence and degradability

No data available

12.3 Bioaccumulative potential

No data available

12.4 Mobility in soil

No data available

12.5 Results of PBT and vPvB assessment

PBT/vPvB assessment not available as chemical safety assessment not required/not conducted

12.6 Other adverse effects

An environmental hazard cannot be excluded in the event of unprofessional handling or disposal.
Toxic to aquatic life with long lasting effects.

13. DISPOSAL CONSIDERATIONS

13.1 Waste treatment methods

Product

Burn in a chemical incinerator equipped with an afterburner and scrubber but exert extra care in igniting as this material is highly flammable. Offer surplus and non-recyclable solutions to a licensed disposal company. Contact a licensed professional waste disposal service to dispose of this material.

Contaminated packaging

Dispose of as unused product.

14. TRANSPORT INFORMATION

DOT (US)

UN number: 3295 Class: 3 Packing group: III
Proper shipping name: Hydrocarbons, liquid, n.o.s.
Reportable Quantity (RQ):
Poison Inhalation Hazard: No

IMDG

UN number: 3295 Class: 3 Packing group: III EMS-No: F-E, S-D
Proper shipping name: HYDROCARBONS, LIQUID, N.O.S.

IATA

UN number: 3295 Class: 3 Packing group: III
Proper shipping name: Hydrocarbons, liquid, n.o.s.

15. REGULATORY INFORMATION

SARA 302 Components

No chemicals in this material are subject to the reporting requirements of SARA Title III, Section 302.

SARA 313 Components

The following components are subject to reporting levels established by SARA Title III, Section 313:

	CAS-No.	Revision Date
1,2,4-Trimethylbenzene	95-63-6	2007-07-01

SARA 311/312 Hazards

Fire Hazard, Acute Health Hazard

Massachusetts Right To Know Components

1,2,4-Trimethylbenzene	CAS-No. 95-63-6	Revision Date 2007-07-01
------------------------	--------------------	-----------------------------

1,2,4-Trimethylbenzene	CAS-No. 95-63-6	Revision Date 2007-07-01
------------------------	--------------------	-----------------------------

Pennsylvania Right To Know Components

1,2,4-Trimethylbenzene	CAS-No. 95-63-6	Revision Date 2007-07-01
------------------------	--------------------	-----------------------------

1,2,4-Trimethylbenzene	CAS-No. 95-63-6	Revision Date 2007-07-01
------------------------	--------------------	-----------------------------

1,2,4-Trimethylbenzene	CAS-No. 95-63-6	Revision Date 2007-07-01
------------------------	--------------------	-----------------------------

New Jersey Right To Know Components

1,2,4-Trimethylbenzene	CAS-No. 95-63-6	Revision Date 2007-07-01
------------------------	--------------------	-----------------------------

1,2,4-Trimethylbenzene	CAS-No. 95-63-6	Revision Date 2007-07-01
------------------------	--------------------	-----------------------------

California Prop. 65 Components

This product does not contain any chemicals known to State of California to cause cancer, birth defects, or any other reproductive harm.

16. OTHER INFORMATION**Full text of H-Statements referred to under sections 2 and 3.**

Acute Tox.	Acute toxicity
Aquatic Acute	Acute aquatic toxicity
Aquatic Chronic	Chronic aquatic toxicity
Asp. Tox.	Aspiration hazard
Eye Irrit.	Eye irritation
Flam. Liq.	Flammable liquids
H226	Flammable liquid and vapour.
H304	May be fatal if swallowed and enters airways.
H315	Causes skin irritation.
H319	Causes serious eye irritation.
H332	Harmful if inhaled.
H335	May cause respiratory irritation.
H401	Toxic to aquatic life.

HMIS Rating

Health hazard:	2
Chronic Health Hazard:	*
Flammability:	2
Physical Hazard	0

NFPA Rating

Health hazard:	2
Fire Hazard:	2
Reactivity Hazard:	0

Further information

Copyright 2016 Sigma-Aldrich Co. LLC. License granted to make unlimited paper copies for internal use only. The above information is believed to be correct but does not purport to be all inclusive and shall be used only as a guide. The information in this document is based on the present state of our knowledge and is applicable to the product with regard to appropriate safety precautions. It does not represent any guarantee of the properties of the product. Sigma-Aldrich Corporation and its Affiliates shall not be held liable for any damage resulting from handling or from contact with the above product. See www.sigma-aldrich.com and/or the reverse side of invoice or packing slip for additional terms and conditions of sale.

Preparation Information

Sigma-Aldrich Corporation
Product Safety – Americas Region
1-800-521-8956

Version: 4.11

Revision Date: 02/02/2018

Print Date: 11/10/2018

SAFETY DATA SHEET

Version 3.4
Revision Date 06/26/2014
Print Date 11/09/2018

1. PRODUCT AND COMPANY IDENTIFICATION**1.1 Product identifiers**

Product name : 1,3,5-Trimethoxybenzene
Product Number : 138827
Brand : Aldrich
CAS-No. : 621-23-8

1.2 Relevant identified uses of the substance or mixture and uses advised against

Identified uses : Laboratory chemicals, Manufacture of substances

1.3 Details of the supplier of the safety data sheet

Company : Sigma-Aldrich
3050 Spruce Street
SAINT LOUIS MO 63103
USA
Telephone : +1 800-325-5832
Fax : +1 800-325-5052

1.4 Emergency telephone number

Emergency Phone # : +1-703-527-3887 (CHEMTREC)

2. HAZARDS IDENTIFICATION**2.1 Classification of the substance or mixture****GHS Classification in accordance with 29 CFR 1910 (OSHA HCS)**

Acute toxicity, Oral (Category 4), H302

For the full text of the H-Statements mentioned in this Section, see Section 16.

2.2 GHS Label elements, including precautionary statements

Pictogram



Signal word

Warning

Hazard statement(s)

H302

Harmful if swallowed.

Precautionary statement(s)

P264

Wash skin thoroughly after handling.

P270

Do not eat, drink or smoke when using this product.

P301 + P312

IF SWALLOWED: Call a POISON CENTER or doctor/ physician if you feel unwell.

P330

Rinse mouth.

P501

Dispose of contents/ container to an approved waste disposal plant.

2.3 Hazards not otherwise classified (HNOC) or not covered by GHS - none

3. COMPOSITION/INFORMATION ON INGREDIENTS**3.1 Substances**

Synonyms : Phloroglucinol trimethyl ether

Formula : C₉H₁₂O₃
Molecular Weight : 168.19 g/mol
CAS-No. : 621-23-8
EC-No. : 210-673-4

Hazardous components

Component	Classification	Concentration
O,O,O-1,3,5-Trimethylresorcinol		
	Acute Tox. 4; H302	-

For the full text of the H-Statements mentioned in this Section, see Section 16.

4. FIRST AID MEASURES

4.1 Description of first aid measures

General advice

Consult a physician. Show this safety data sheet to the doctor in attendance. Move out of dangerous area.

If inhaled

If breathed in, move person into fresh air. If not breathing, give artificial respiration. Consult a physician.

In case of skin contact

Wash off with soap and plenty of water. Consult a physician.

In case of eye contact

Rinse thoroughly with plenty of water for at least 15 minutes and consult a physician.

If swallowed

Never give anything by mouth to an unconscious person. Rinse mouth with water. Consult a physician.

4.2 Most important symptoms and effects, both acute and delayed

The most important known symptoms and effects are described in the labelling (see section 2.2) and/or in section 11

4.3 Indication of any immediate medical attention and special treatment needed

no data available

5. FIREFIGHTING MEASURES

5.1 Extinguishing media

Suitable extinguishing media

Use water spray, alcohol-resistant foam, dry chemical or carbon dioxide.

5.2 Special hazards arising from the substance or mixture

Carbon oxides

5.3 Advice for firefighters

Wear self contained breathing apparatus for fire fighting if necessary.

5.4 Further information

no data available

6. ACCIDENTAL RELEASE MEASURES

6.1 Personal precautions, protective equipment and emergency procedures

Use personal protective equipment. Avoid dust formation. Avoid breathing vapours, mist or gas. Ensure adequate ventilation. Avoid breathing dust.

For personal protection see section 8.

6.2 Environmental precautions

Do not let product enter drains.

6.3 Methods and materials for containment and cleaning up

Pick up and arrange disposal without creating dust. Sweep up and shovel. Keep in suitable, closed containers for disposal.

6.4 Reference to other sections

For disposal see section 13.

7. HANDLING AND STORAGE

7.1 Precautions for safe handling

Avoid contact with skin and eyes. Avoid formation of dust and aerosols.

Provide appropriate exhaust ventilation at places where dust is formed. Normal measures for preventive fire protection.

For precautions see section 2.2.

7.2 Conditions for safe storage, including any incompatibilities

Keep container tightly closed in a dry and well-ventilated place.

7.3 Specific end use(s)

Apart from the uses mentioned in section 1.2 no other specific uses are stipulated

8. EXPOSURE CONTROLS/PERSONAL PROTECTION

8.1 Control parameters

Components with workplace control parameters

Contains no substances with occupational exposure limit values.

8.2 Exposure controls

Appropriate engineering controls

Handle in accordance with good industrial hygiene and safety practice. Wash hands before breaks and at the end of workday.

Personal protective equipment

Eye/face protection

Safety glasses with side-shields conforming to EN166 Use equipment for eye protection tested and approved under appropriate government standards such as NIOSH (US) or EN 166(EU).

Skin protection

Handle with gloves. Gloves must be inspected prior to use. Use proper glove removal technique (without touching glove's outer surface) to avoid skin contact with this product. Dispose of contaminated gloves after use in accordance with applicable laws and good laboratory practices. Wash and dry hands.

Body Protection

Complete suit protecting against chemicals, The type of protective equipment must be selected according to the concentration and amount of the dangerous substance at the specific workplace.

Respiratory protection

For nuisance exposures use type P95 (US) or type P1 (EU EN 143) particle respirator. For higher level protection use type OV/AG/P99 (US) or type ABEK-P2 (EU EN 143) respirator cartridges. Use respirators and components tested and approved under appropriate government standards such as NIOSH (US) or CEN (EU).

Control of environmental exposure

Do not let product enter drains.

9. PHYSICAL AND CHEMICAL PROPERTIES

9.1 Information on basic physical and chemical properties

- | | |
|--|---|
| a) Appearance | Form: crystalline
Colour: colourless |
| b) Odour | no data available |
| c) Odour Threshold | no data available |
| d) pH | no data available |
| e) Melting point/freezing point | Melting point/range: 50 - 53 °C (122 - 127 °F) - lit. |
| f) Initial boiling point and boiling range | 255 °C (491 °F) - lit. |

- | | |
|---|-----------------------------------|
| g) Flash point | 86.00 °C (186.80 °F) - closed cup |
| h) Evaporation rate | no data available |
| i) Flammability (solid, gas) | no data available |
| j) Upper/lower flammability or explosive limits | no data available |
| k) Vapour pressure | no data available |
| l) Vapour density | no data available |
| m) Relative density | no data available |
| n) Water solubility | no data available |
| o) Partition coefficient: n-octanol/water | log Pow: 1.965 |
| p) Auto-ignition temperature | no data available |
| q) Decomposition temperature | no data available |
| r) Viscosity | no data available |
| s) Explosive properties | no data available |
| t) Oxidizing properties | no data available |

9.2 Other safety information

no data available

10. STABILITY AND REACTIVITY

10.1 Reactivity

no data available

10.2 Chemical stability

Stable under recommended storage conditions.

10.3 Possibility of hazardous reactions

no data available

10.4 Conditions to avoid

no data available

10.5 Incompatible materials

Strong oxidizing agents

10.6 Hazardous decomposition products

Other decomposition products - no data available

In the event of fire: see section 5

11. TOXICOLOGICAL INFORMATION

11.1 Information on toxicological effects

Acute toxicity

Inhalation: no data available

Dermal: no data available

no data available

Skin corrosion/irritation

no data available

Serious eye damage/eye irritation

no data available

Respiratory or skin sensitisation

no data available

Germ cell mutagenicity

no data available

Carcinogenicity

IARC: No component of this product present at levels greater than or equal to 0.1% is identified as probable, possible or confirmed human carcinogen by IARC.

ACGIH: No component of this product present at levels greater than or equal to 0.1% is identified as a carcinogen or potential carcinogen by ACGIH.

NTP: No component of this product present at levels greater than or equal to 0.1% is identified as a known or anticipated carcinogen by NTP.

OSHA: No component of this product present at levels greater than or equal to 0.1% is identified as a carcinogen or potential carcinogen by OSHA.

Reproductive toxicity

no data available

no data available

Specific target organ toxicity - single exposure

no data available

Specific target organ toxicity - repeated exposure

no data available

Aspiration hazard

no data available

Additional Information

RTECS: DC2810000

12. ECOLOGICAL INFORMATION**12.1 Toxicity**

no data available

12.2 Persistence and degradability

no data available

12.3 Bioaccumulative potential

no data available

12.4 Mobility in soil

no data available

12.5 Results of PBT and vPvB assessment

PBT/vPvB assessment not available as chemical safety assessment not required/not conducted

12.6 Other adverse effects

no data available

13. DISPOSAL CONSIDERATIONS**13.1 Waste treatment methods****Product**

Offer surplus and non-recyclable solutions to a licensed disposal company. Contact a licensed professional waste disposal service to dispose of this material. Dissolve or mix the material with a combustible solvent and burn in a chemical incinerator equipped with an afterburner and scrubber.

Contaminated packaging

Dispose of as unused product.

14. TRANSPORT INFORMATION

DOT (US)

Not dangerous goods

IMDG

Not dangerous goods

IATA

Not dangerous goods

15. REGULATORY INFORMATION

SARA 302 Components

SARA 302: No chemicals in this material are subject to the reporting requirements of SARA Title III, Section 302.

SARA 313 Components

SARA 313: This material does not contain any chemical components with known CAS numbers that exceed the threshold (De Minimis) reporting levels established by SARA Title III, Section 313.

SARA 311/312 Hazards

Acute Health Hazard

Massachusetts Right To Know Components

No components are subject to the Massachusetts Right to Know Act.

Pennsylvania Right To Know Components

	CAS-No.	Revision Date
O,O,O-1,3,5-Trimethylresorcinol	621-23-8	

New Jersey Right To Know Components

	CAS-No.	Revision Date
O,O,O-1,3,5-Trimethylresorcinol	621-23-8	

California Prop. 65 Components

This product does not contain any chemicals known to State of California to cause cancer, birth defects, or any other reproductive harm.

16. OTHER INFORMATION

Full text of H-Statements referred to under sections 2 and 3.

Acute Tox.	Acute toxicity
H302	Harmful if swallowed.

HMIS Rating

Health hazard:	1
Chronic Health Hazard:	
Flammability:	0
Physical Hazard	0

NFPA Rating

Health hazard:	1
Fire Hazard:	0
Reactivity Hazard:	0

Further information

Copyright 2014 Sigma-Aldrich Co. LLC. License granted to make unlimited paper copies for internal use only. The above information is believed to be correct but does not purport to be all inclusive and shall be used only as a guide. The information in this document is based on the present state of our knowledge and is applicable to the product with regard to appropriate safety precautions. It does not represent any guarantee of the properties of the product. Sigma-Aldrich Corporation and its Affiliates shall not be held liable for any damage resulting from handling

or from contact with the above product. See www.sigma-aldrich.com and/or the reverse side of invoice or packing slip for additional terms and conditions of sale.

Preparation Information

Sigma-Aldrich Corporation
Product Safety – Americas Region
1-800-521-8956

Version: 3.4

Revision Date: 06/26/2014

Print Date: 11/09/2018

SAFETY DATA SHEET

Version 6.1
Revision Date 05/28/2017
Print Date 06/29/2019

1. PRODUCT AND COMPANY IDENTIFICATION**1.1 Product identifiers**

Product name : Acetone

Product Number : 650501
Brand : SIGALD
Index-No. : 606-001-00-8

CAS-No. : 67-64-1

1.2 Relevant identified uses of the substance or mixture and uses advised against

Identified uses : Laboratory chemicals, Synthesis of substances

1.3 Details of the supplier of the safety data sheet

Company : Sigma-Aldrich Inc.
3050 Spruce Street
ST. LOUIS MO 63103
UNITED STATES

Telephone : +1 314 771-5765
Fax : +1 800 325-5052

1.4 Emergency telephone number

Emergency Phone # : +1-703-527-3887

2. HAZARDS IDENTIFICATION**2.1 Classification of the substance or mixture****GHS Classification in accordance with 29 CFR 1910 (OSHA HCS)**

Flammable liquids (Category 2), H225

Eye irritation (Category 2A), H319

Specific target organ toxicity - single exposure (Category 3), Central nervous system, H336

For the full text of the H-Statements mentioned in this Section, see Section 16.

2.2 GHS Label elements, including precautionary statements

Pictogram



Signal word

Danger

Hazard statement(s)

H225

Highly flammable liquid and vapour.

H319

Causes serious eye irritation.

H336

May cause drowsiness or dizziness.

Precautionary statement(s)

P210

Keep away from heat/sparks/open flames/hot surfaces. No smoking.

P233

Keep container tightly closed.

P240	Ground/bond container and receiving equipment.
P241	Use explosion-proof electrical/ ventilating/ lighting/ equipment.
P242	Use only non-sparking tools.
P243	Take precautionary measures against static discharge.
P261	Avoid breathing dust/ fume/ gas/ mist/ vapours/ spray.
P264	Wash skin thoroughly after handling.
P271	Use only outdoors or in a well-ventilated area.
P280	Wear protective gloves/ eye protection/ face protection.
P303 + P361 + P533	IF ON SKIN (or hair): Take off immediately all contaminated clothing. Rinse skin with water/shower.
P304 + P340 + P312	IF INHALED: Remove person to fresh air and keep comfortable for breathing. Call a POISON CENTER/doctor if you feel unwell.
P305 + P351 + P338	IF IN EYES: Rinse cautiously with water for several minutes. Remove contact lenses, if present and easy to do. Continue rinsing.
P337 + P313	If eye irritation persists: Get medical advice/ attention.
P370 + P378	In case of fire: Use dry sand, dry chemical or alcohol-resistant foam to extinguish.
P403 + P233	Store in a well-ventilated place. Keep container tightly closed.
P403 + P235	Store in a well-ventilated place. Keep cool.
P405	Store locked up.
P501	Dispose of contents/ container to an approved waste disposal plant.

2.3 Hazards not otherwise classified (HNOC) or not covered by GHS

Repeated exposure may cause skin dryness or cracking.

3. COMPOSITION/INFORMATION ON INGREDIENTS

3.1 Substances

Formula	: C ₃ H ₆ O
Molecular weight	: 58.08 g/mol
CAS-No.	: 67-64-1
EC-No.	: 200-662-2
Index-No.	: 606-001-00-8

Hazardous components

Component	Classification	Concentration
Acetone		
	Flam. Liq. 2; Eye Irrit. 2A; STOT SE 3; H225, H319, H336	<= 100 %

For the full text of the H-Statements mentioned in this Section, see Section 16.

4. FIRST AID MEASURES

4.1 Description of first aid measures

General advice

Consult a physician. Show this safety data sheet to the doctor in attendance. Move out of dangerous area.

If inhaled

If breathed in, move person into fresh air. If not breathing, give artificial respiration. Consult a physician.

In case of skin contact

Wash off with soap and plenty of water. Consult a physician.

In case of eye contact

Rinse thoroughly with plenty of water for at least 15 minutes and consult a physician.

If swallowed

Do NOT induce vomiting. Never give anything by mouth to an unconscious person. Rinse mouth with water. Consult a physician.

- 4.2 Most important symptoms and effects, both acute and delayed**
The most important known symptoms and effects are described in the labelling (see section 2.2) and/or in section 11
- 4.3 Indication of any immediate medical attention and special treatment needed**
No data available

5. FIREFIGHTING MEASURES

- 5.1 Extinguishing media**
Suitable extinguishing media
Use water spray, alcohol-resistant foam, dry chemical or carbon dioxide.
- 5.2 Special hazards arising from the substance or mixture**
Carbon oxides
- 5.3 Advice for firefighters**
Wear self-contained breathing apparatus for firefighting if necessary.
- 5.4 Further information**
Use water spray to cool unopened containers.

6. ACCIDENTAL RELEASE MEASURES

- 6.1 Personal precautions, protective equipment and emergency procedures**
Use personal protective equipment. Avoid breathing vapours, mist or gas. Ensure adequate ventilation. Remove all sources of ignition. Evacuate personnel to safe areas. Beware of vapours accumulating to form explosive concentrations. Vapours can accumulate in low areas.
For personal protection see section 8.
- 6.2 Environmental precautions**
Prevent further leakage or spillage if safe to do so. Do not let product enter drains.
- 6.3 Methods and materials for containment and cleaning up**
Contain spillage, and then collect with an electrically protected vacuum cleaner or by wet-brushing and place in container for disposal according to local regulations (see section 13).
- 6.4 Reference to other sections**
For disposal see section 13.

7. HANDLING AND STORAGE

- 7.1 Precautions for safe handling**
Avoid contact with skin and eyes. Avoid inhalation of vapour or mist.
Use explosion-proof equipment. Keep away from sources of ignition - No smoking. Take measures to prevent the build up of electrostatic charge.
For precautions see section 2.2.
- 7.2 Conditions for safe storage, including any incompatibilities**
Keep container tightly closed in a dry and well-ventilated place. Containers which are opened must be carefully resealed and kept upright to prevent leakage.
- 7.3 Specific end use(s)**
Apart from the uses mentioned in section 1.2 no other specific uses are stipulated

8. EXPOSURE CONTROLS/PERSONAL PROTECTION

- 8.1 Control parameters**
Components with workplace control parameters
Derived No Effect Level (DNEL)

Application Area	Exposure routes	Health effect	Value
Workers	Skin contact	Long-term systemic effects	186mg/kg BW/d
Consumers	Ingestion	Long-term systemic effects	62mg/kg BW/d
Consumers	Skin contact	Long-term systemic effects	62mg/kg BW/d
Workers	Inhalation	Acute systemic effects	2420 mg/m3
Workers	Inhalation	Long-term systemic effects	1210 mg/m3

Consumers	Inhalation	Long-term systemic effects	200 mg/m ³
-----------	------------	----------------------------	-----------------------

Predicted No Effect Concentration (PNEC)

Compartment	Value
Soil	33.3 mg/kg
Marine water	1.06 mg/l
Fresh water	10.6 mg/l
Marine sediment	3.04 mg/kg
Fresh water sediment	30.4 mg/kg
Onsite sewage treatment plant	100 mg/l

8.2 Exposure controls

Appropriate engineering controls

Handle in accordance with good industrial hygiene and safety practice. Wash hands before breaks and at the end of workday.

Personal protective equipment

Eye/face protection

Face shield and safety glasses Use equipment for eye protection tested and approved under appropriate government standards such as NIOSH (US) or EN 166(EU).

Skin protection

Handle with gloves. Gloves must be inspected prior to use. Use proper glove removal technique (without touching glove's outer surface) to avoid skin contact with this product. Dispose of contaminated gloves after use in accordance with applicable laws and good laboratory practices. Wash and dry hands.

Full contact

Material: butyl-rubber

Minimum layer thickness: 0.3 mm

Break through time: 480 min

Material tested: Butoject® (KCL 897 / Aldrich Z677647, Size M)

Splash contact

Material: butyl-rubber

Minimum layer thickness: 0.3 mm

Break through time: 480 min

Material tested: Butoject® (KCL 897 / Aldrich Z677647, Size M)

data source: KCL GmbH, D-36124 Eichenzell, phone +49 (0)6659 87300, e-mail sales@kcl.de, test method: EN374

If used in solution, or mixed with other substances, and under conditions which differ from EN 374, contact the supplier of the CE approved gloves. This recommendation is advisory only and must be evaluated by an industria situation of anticipated use by our customers. It should not be construed as offering an approval for any specific use scenario.

Body Protection

Impervious clothing, Flame retardant antistatic protective clothing., The type of protective equipment must be selected according to the concentration and amount of the dangerous substance at the specific workplace.

Respiratory protection

Where risk assessment shows air-purifying respirators are appropriate use (US) or type AXBEK (EN 14387) respirator cartridges as a backup to engine protection, use a full-face supplied air respirator. Use respirators and components tested and approved under appropriate government standards such as NIOSH (US) or CEN (EU).

Control of environmental exposure

Prevent further leakage or spillage if safe to do so. Do not let product enter drains.

9. PHYSICAL AND CHEMICAL PROPERTIES

9.1 Information on basic physical and chemical properties

- a) Appearance Form: liquid, clear
 Colour: colourless
- b) Odour No data available
- c) Odour Threshold No data available

d) pH	No data available
e) Melting point/freezing point	Melting point/range: -94 °C (-137 °F)
f) Initial boiling point and boiling range	56 °C (133 °F) at 1013 hPa
g) Flash point	-17.0 °C (1.4 °F) - closed cup
h) Evaporation rate	No data available
i) Flammability (solid, gas)	No data available
j) Upper/lower flammability or explosive limits	Upper explosion limit: 13 %(V) Lower explosion limit: 2 %(V)
k) Vapour pressure	533.3 hPa at 39.5 °C (103.1 °F) 245.3 hPa at 20.0 °C(68.0 °F)
l) Vapour density	No data available
m) Relative density	0.791 g/mL at 25 °C (77 °F)
n) Water solubility	completely miscible
o) Partition coefficient: n-octanol/water	log Pow: -0.24
p) Auto-ignition temperature	465.0 °C (869.0 °F)
q) Decomposition temperature	No data available
r) Viscosity	No data available
s) Explosive properties	No data available
t) Oxidizing properties	No data available

9.2 Other safety information

Surface tension	23.2 mN/m at 20.0 °C (68.0 °F)
-----------------	--------------------------------

10. STABILITY AND REACTIVITY

10.1 Reactivity

No data available

10.2 Chemical stability

Stable under recommended storage conditions.

10.3 Possibility of hazardous reactions

Vapours may form explosive mixture with air.

10.4 Conditions to avoid

Heat, flames and sparks.

10.5 Incompatible materials

Bases, Oxidizing agents, Reducing agents, Acetone reacts violently with phosphorous oxychloride.

10.6 Hazardous decomposition products

Hazardous decomposition products formed under fire conditions. - Carbon oxides

Other decomposition products - No data available

In the event of fire: see section 5

11. TOXICOLOGICAL INFORMATION

11.1 Information on toxicological effects

Acute toxicity

LD50 Oral - Rat - 5,800 mg/kg(Acetone)

Remarks: Behavioral:Altered sleep time (including change in righting reflex). Behavioral:Tremor. Behavioral:Headache. Ingestion may cause gastrointestinal irritation, nausea, vomiting and diarrhoea.

LC50 Inhalation - Rat - 8 h - 50,100 mg/m³(Acetone)

Remarks: Drowsiness Dizziness Unconsciousness

LD50 Dermal - Guinea pig - 7,426 mg/kg(Acetone)

No data available(Acetone)

Skin corrosion/irritation

Skin - Rabbit(Acetone)

Result: Mild skin irritation - 24 h

Serious eye damage/eye irritation

Eyes - Rabbit(Acetone)

Result: Eye irritation - 24 h

Respiratory or skin sensitisation

- Guinea pig(Acetone)

Result: Does not cause skin sensitisation.

Germ cell mutagenicity

No data available(Acetone)

Carcinogenicity

This product is or contains a component that is not classifiable as to its classification.(Acetone)

(Acetone)

(Acetone)

IARC: No component of this product present at levels greater than or equal to 0.1% is identified as probable, possible or confirmed human carcinogen by IARC.

NTP: No component of this product present at levels greater than or equal to 0.1% is identified as a known or anticipated carcinogen by NTP.

OSHA: No component of this product present at levels greater than or equal to 0.1% is identified as a carcinogen or potential carcinogen by OSHA.

Reproductive toxicity

No data available(Acetone)

No data available(Acetone)

Specific target organ toxicity - single exposure

May cause drowsiness or dizziness.(Acetone)

Specific target organ toxicity - repeated exposure

No data available

Aspiration hazard

No data available(Acetone)

Additional Information

RTECS: AL3150000

To the best of our knowledge, the chemical, physical, and toxicological properties have not been thoroughly investigated.(Acetone)

Kidney - Irregularities - Based on Human Evidence

Skin - Dermatitis - Based on Human Evidence

Kidney - Irregularities - Based on Human Evidence(Acetone)
Skin - Dermatitis - Based on Human Evidence(Acetone)

12. ECOLOGICAL INFORMATION

12.1 Toxicity

Toxicity to fish LC50 - Oncorhynchus mykiss (rainbow trout) - 5,540 mg/l - 96 h(Acetone)
Toxicity to daphnia and other aquatic invertebrates LC50 - Daphnia magna (Water flea) - 8,800 mg/l - 48 h(Acetone)
Toxicity to algae Remarks: No data available

12.2 Persistence and degradability

Biodegradability Result: 91 % - Readily biodegradable.
(OECD Test Guideline 301B)

12.3 Bioaccumulative potential

Does not bioaccumulate.

12.4 Mobility in soil

No data available(Acetone)

12.5 Results of PBT and vPvB assessment

PBT/vPvB assessment not available as chemical safety assessment not required/not conducted

12.6 Other adverse effects

No data available

13. DISPOSAL CONSIDERATIONS

13.1 Waste treatment methods

Product

Burn in a chemical incinerator equipped with an afterburner and scrubber b highly flammable. Offer surplus and non-recyclable solutions to a licensed disposal company. Contact a licensed professional waste disposal service to dispose of this material.

Contaminated packaging

Dispose of as unused product.

14. TRANSPORT INFORMATION

DOT (US)

UN number: 1090 Class: 3 Packing group: II
Proper shipping name: Acetone
Reportable Quantity (RQ) : 5000 lbs

Poison Inhalation Hazard: No

IMDG

UN number: 1090 Class: 3 Packing group: II EMS-No: F-E, S-D
Proper shipping name: ACETONE

IATA

UN number: 1090 Class: 3 Packing group: II
Proper shipping name: Acetone

15. REGULATORY INFORMATION

SARA 302 Components

No chemicals in this material are subject to the reporting requirements of SARA Title III, Section 302.

SARA 313 Components

This material does not contain any chemical components with known CAS numbers that exceed the threshold (De Minimis) reporting levels established by SARA Title III, Section 313.

SARA 311/312 Hazards

Fire Hazard, Acute Health Hazard, Chronic Health Hazard

Massachusetts Right To Know Components

	CAS-No.	Revision Date
Acetone	67-64-1	

Pennsylvania Right To Know Components

	CAS-No.	Revision Date
Acetone	67-64-1	

New Jersey Right To Know Components

	CAS-No.	Revision Date
Acetone	67-64-1	

California Prop. 65 Components

This product does not contain any chemicals known to State of California to cause cancer, birth defects, or any other reproductive harm.

16. OTHER INFORMATION

Full text of H-Statements referred to under sections 2 and 3.

H225	Highly flammable liquid and vapour.
H319	Causes serious eye irritation.
H336	May cause drowsiness or dizziness.

HMIS Rating

Health hazard:	2
Chronic Health Hazard:	*
Flammability:	3
Physical Hazard	0

NFPA Rating

Health hazard:	2
Fire Hazard:	3
Reactivity Hazard:	0

Further information

Copyright 2016 Sigma-Aldrich Co. LLC. License granted to make unlimited paper copies for internal use only. The above information is believed to be correct but does not purport to be all inclusive and shall be used only as a guide. The information in this document is based on the present state of our knowledge and is applicable to the product with regard to appropriate safety precautions. It does not represent any guarantee of the properties of the product. Sigma-Aldrich Corporation and its Affiliates shall not be held liable for any damage resulting from handling or from contact with the above product. See www.sigma-aldrich.com and/or the reverse side of invoice or packing slip for additional terms and conditions of sale.

Preparation Information

Sigma-Aldrich Corporation
Product Safety – Americas Region
1-800-521-8956
Version: 6.1

Revision Date: 05/28/2017

Print Date: 06/29/2019

1. PRODUCT AND COMPANY IDENTIFICATION**1.1 Product identifiers**

Product name : Arsenic

Product Number : 202657
Brand : Aldrich
Index-No. : 033-001-00-X

CAS-No. : 7440-38-2

1.2 Relevant identified uses of the substance or mixture and uses advised against

Identified uses : Laboratory chemicals, Synthesis of substances

1.3 Details of the supplier of the safety data sheet

Company : Sigma-Aldrich
3050 Spruce Street
SAINT LOUIS MO 63103
USA

Telephone : +1 800-325-5832
Fax : +1 800-325-5052

1.4 Emergency telephone number

Emergency Phone # : +1-703-527-3887 (CHEMTREC)

2. HAZARDS IDENTIFICATION**2.1 Classification of the substance or mixture****GHS Classification in accordance with 29 CFR 1910 (OSHA HCS)**

Acute toxicity, Oral (Category 4), H302
Acute toxicity, Inhalation (Category 3), H331
Carcinogenicity (Category 1B), H350
Acute aquatic toxicity (Category 1), H400
Chronic aquatic toxicity (Category 1), H410

For the full text of the H-Statements mentioned in this Section, see Section 16.

2.2 GHS Label elements, including precautionary statements

Pictogram



Signal word

Danger

Hazard statement(s)

H302 Harmful if swallowed.
H331 Toxic if inhaled.
H350 May cause cancer.
H410 Very toxic to aquatic life with long lasting effects.

Precautionary statement(s)

P201 Obtain special instructions before use.
P202 Do not handle until all safety precautions have been read and understood.
P261 Avoid breathing dust/ fume/ gas/ mist/ vapours/ spray.

P264	Wash skin thoroughly after handling.
P270	Do not eat, drink or smoke when using this product.
P271	Use only outdoors or in a well-ventilated area.
P273	Avoid release to the environment.
P280	Wear protective gloves/ protective clothing/ eye protection/ face protection.
P301 + P312 + P330	IF SWALLOWED: Call a POISON CENTER/doctor if you feel unwell. Rinse mouth.
P304 + P340 + P311	IF INHALED: Remove person to fresh air and keep comfortable for breathing. Call a POISON CENTER/doctor.
P308 + P313	IF exposed or concerned: Get medical advice/ attention.
P391	Collect spillage.
P403 + P233	Store in a well-ventilated place. Keep container tightly closed.
P405	Store locked up.
P501	Dispose of contents/ container to an approved waste disposal plant.

2.3 Hazards not otherwise classified (HNOC) or not covered by GHS - none

3. COMPOSITION/INFORMATION ON INGREDIENTS

3.1 Substances

Formula	:	As
Molecular weight	:	74.92 g/mol
CAS-No.	:	7440-38-2
EC-No.	:	231-148-6
Index-No.	:	033-001-00-X

Hazardous components

Component	Classification	Concentration
Arsenic	Acute Tox. 4; Acute Tox. 3; Carc. 1B; Aquatic Acute 1; Aquatic Chronic 1; H302, H331, H350, H410	90 - 100 %

For the full text of the H-Statements mentioned in this Section, see Section 16.

4. FIRST AID MEASURES

4.1 Description of first aid measures

General advice

Consult a physician. Show this safety data sheet to the doctor in attendance. Move out of dangerous area.

If inhaled

If breathed in, move person into fresh air. If not breathing, give artificial respiration. Consult a physician.

In case of skin contact

Wash off with soap and plenty of water. Take victim immediately to hospital. Consult a physician.

In case of eye contact

Flush eyes with water as a precaution.

If swallowed

Never give anything by mouth to an unconscious person. Rinse mouth with water. Consult a physician.

4.2 Most important symptoms and effects, both acute and delayed

The most important known symptoms and effects are described in the labelling (see section 2.2) and/or in section 11

4.3 Indication of any immediate medical attention and special treatment needed

No data available

5. FIREFIGHTING MEASURES

5.1 Extinguishing media

Suitable extinguishing media

Use water spray, alcohol-resistant foam, dry chemical or carbon dioxide.

5.2 Special hazards arising from the substance or mixture

No data available

5.3 Advice for firefighters

Wear self-contained breathing apparatus for firefighting if necessary.

5.4 Further information

No data available

6. ACCIDENTAL RELEASE MEASURES

6.1 Personal precautions, protective equipment and emergency procedures

Wear respiratory protection. Avoid dust formation. Avoid breathing vapours, mist or gas. Ensure adequate ventilation. Evacuate personnel to safe areas. Avoid breathing dust. For personal protection see section 8.

6.2 Environmental precautions

Prevent further leakage or spillage if safe to do so. Do not let product enter drains. Discharge into the environment must be avoided.

6.3 Methods and materials for containment and cleaning up

Pick up and arrange disposal without creating dust. Sweep up and shovel. Keep in suitable, closed containers for disposal.

6.4 Reference to other sections

For disposal see section 13.

7. HANDLING AND STORAGE

7.1 Precautions for safe handling

Avoid contact with skin and eyes. Avoid formation of dust and aerosols. Further processing of solid materials may result in the formation of combustible dusts. The potential for combustible dust formation should be taken into consideration before additional processing occurs.

Provide appropriate exhaust ventilation at places where dust is formed.

For precautions see section 2.2.

7.2 Conditions for safe storage, including any incompatibilities

Keep container tightly closed in a dry and well-ventilated place.

Keep in a dry place.

Storage class (TRGS 510): 6.1B: Non-combustible, acute toxic Cat. 1 and 2 / very toxic hazardous materials

7.3 Specific end use(s)

Apart from the uses mentioned in section 1.2 no other specific uses are stipulated

8. EXPOSURE CONTROLS/PERSONAL PROTECTION

8.1 Control parameters

Components with workplace control parameters

Component	CAS-No.	Value	Control parameters	Basis
Arsenic	7440-38-2	TWA	0.01 mg/m ³	USA. ACGIH Threshold Limit Values (TLV)
	Remarks	Lung cancer Substances for which there is a Biological Exposure Index or Indices (see BEI® section) Confirmed human carcinogen		

		C	0.0020 mg/m ³	USA. NIOSH Recommended Exposure Limits
		Potential Occupational Carcinogen See Appendix A 15 minute ceiling value		

Biological occupational exposure limits

Component	CAS-No.	Parameters	Value	Biological specimen	Basis
	-	inorganic arsenic plus methylated metabolites	35µg As/l	Urine	ACGIH - Biological Exposure Indices (BEI)
	Remarks	End of the workweek (After four or five consecutive working days with exposure)			

8.2 Exposure controls

Appropriate engineering controls

Avoid contact with skin, eyes and clothing. Wash hands before breaks and immediately after handling the product.

Personal protective equipment

Eye/face protection

Face shield and safety glasses Use equipment for eye protection tested and approved under appropriate government standards such as NIOSH (US) or EN 166(EU).

Skin protection

Handle with gloves. Gloves must be inspected prior to use. Use proper glove removal technique (without touching glove's outer surface) to avoid skin contact with this product. Dispose of contaminated gloves after use in accordance with applicable laws and good laboratory practices. Wash and dry hands.

Full contact

Material: Nitrile rubber

Minimum layer thickness: 0.11 mm

Break through time: 480 min

Material tested: Dermatril® (KCL 740 / Aldrich Z677272, Size M)

Splash contact

Material: Nitrile rubber

Minimum layer thickness: 0.11 mm

Break through time: 480 min

Material tested: Dermatril® (KCL 740 / Aldrich Z677272, Size M)

data source: KCL GmbH, D-36124 Eichenzell, phone +49 (0)6659 87300, e-mail sales@kcl.de, test method: EN374

If used in solution, or mixed with other substances, and under conditions which differ from EN 374, contact the supplier of the CE approved gloves. This recommendation is advisory only and must be evaluated by an industrial hygienist and safety officer familiar with the specific situation of anticipated use by our customers. It should not be construed as offering an approval for any specific use scenario.

Body Protection

Complete suit protecting against chemicals, The type of protective equipment must be selected according to the concentration and amount of the dangerous substance at the specific workplace.

Respiratory protection

Where risk assessment shows air-purifying respirators are appropriate use a full-face particle respirator type N100 (US) or type P3 (EN 143) respirator cartridges as a backup to engineering controls. If the respirator is the sole means of protection, use a full-face supplied air respirator. Use respirators and components tested and approved under appropriate government standards such as NIOSH (US) or CEN (EU).

Control of environmental exposure

Prevent further leakage or spillage if safe to do so. Do not let product enter drains. Discharge into the environment must be avoided.

9. PHYSICAL AND CHEMICAL PROPERTIES

9.1 Information on basic physical and chemical properties

- | | |
|---|---|
| a) Appearance | Form: powder
Colour: light grey, black |
| b) Odour | No data available |
| c) Odour Threshold | No data available |
| d) pH | No data available |
| e) Melting point/freezing point | Melting point/range: 817 °C (1,503 °F) - lit. |
| f) Initial boiling point and boiling range | 613 °C (1,135 °F) - lit. |
| g) Flash point | Not applicable |
| h) Evaporation rate | No data available |
| i) Flammability (solid, gas) | No data available |
| j) Upper/lower flammability or explosive limits | No data available |
| k) Vapour pressure | No data available |
| l) Vapour density | No data available |
| m) Relative density | 5.727 g/mL at 25 °C (77 °F) |
| n) Water solubility | No data available |
| o) Partition coefficient: n-octanol/water | No data available |
| p) Auto-ignition temperature | No data available |
| q) Decomposition temperature | No data available |
| r) Viscosity | No data available |
| s) Explosive properties | No data available |
| t) Oxidizing properties | No data available |

9.2 Other safety information

No data available

10. STABILITY AND REACTIVITY

10.1 Reactivity

No data available

10.2 Chemical stability

Stable under recommended storage conditions.

10.3 Possibility of hazardous reactions

No data available

10.4 Conditions to avoid

Heat Exposure to air may affect product quality.

10.5 Incompatible materials

Strong oxidizing agents

10.6 Hazardous decomposition products

Hazardous decomposition products formed under fire conditions. - Arsenic oxides
Other decomposition products - No data available

In the event of fire: see section 5

11. TOXICOLOGICAL INFORMATION

11.1 Information on toxicological effects

Acute toxicity

LD50 Oral - Rat - 763 mg/kg

Remarks: Behavioral:Ataxia. Diarrhoea

LD50 Oral - Mouse - 145 mg/kg

Remarks: Behavioral:Ataxia. Diarrhoea

Inhalation: No data available

Dermal: No data available

No data available

Skin corrosion/irritation

No data available

Serious eye damage/eye irritation

No data available

Respiratory or skin sensitisation

No data available

Germ cell mutagenicity

Carcinogenicity

No data available

IARC: 1 - Group 1: Carcinogenic to humans (Arsenic)

NTP: Known - Known to be human carcinogen (Arsenic)

OSHA: OSHA specifically regulated carcinogen (Arsenic)

Reproductive toxicity

Specific target organ toxicity - single exposure

No data available

Specific target organ toxicity - repeated exposure

No data available

Aspiration hazard

No data available

Additional Information

RTECS: CG0525000

To the best of our knowledge, the chemical, physical, and toxicological properties have not been thoroughly investigated.

Stomach - Irregularities - Based on Human Evidence

Stomach - Irregularities - Based on Human Evidence

12. ECOLOGICAL INFORMATION

12.1 Toxicity

Toxicity to fish LC50 - Pimephales promelas (fathead minnow) - 9.9 mg/l - 96.0 h

Toxicity to daphnia and other aquatic invertebrates EC50 - Daphnia magna (Water flea) - 3.8 mg/l - 48 h

12.2 Persistence and degradability

No data available

12.3 Bioaccumulative potential

No data available

12.4 Mobility in soil

No data available

12.5 Results of PBT and vPvB assessment

PBT/vPvB assessment not available as chemical safety assessment not required/not conducted

12.6 Other adverse effects

An environmental hazard cannot be excluded in the event of unprofessional handling or disposal.
 Very toxic to aquatic life with long lasting effects.

13. DISPOSAL CONSIDERATIONS**13.1 Waste treatment methods****Product**

Offer surplus and non-recyclable solutions to a licensed disposal company. Contact a licensed professional waste disposal service to dispose of this material. Dissolve or mix the material with a combustible solvent and burn in a chemical incinerator equipped with an afterburner and scrubber.

Contaminated packaging

Dispose of as unused product.

14. TRANSPORT INFORMATION**DOT (US)**

UN number: 1558 Class: 6.1 Packing group: II
 Proper shipping name: Arsenic
 Reportable Quantity (RQ): 1 lbs Reportable Quantity (RQ): 1 lbs
 Poison Inhalation Hazard: No

IMDG

UN number: 1558 Class: 6.1 Packing group: II EMS-No: F-A, S-A
 Proper shipping name: ARSENIC
 Marine pollutant: yes

IATA

UN number: 1558 Class: 6.1 Packing group: II
 Proper shipping name: Arsenic

15. REGULATORY INFORMATION**SARA 302 Components**

No chemicals in this material are subject to the reporting requirements of SARA Title III, Section 302.

SARA 313 Components

The following components are subject to reporting levels established by SARA Title III, Section 313:

	CAS-No.	Revision Date
Arsenic	7440-38-2	2015-11-23

SARA 311/312 Hazards

Acute Health Hazard, Chronic Health Hazard

Reportable Quantity D004 lbs

Massachusetts Right To Know Components

	CAS-No.	Revision Date
Arsenic	7440-38-2	2015-11-23

Pennsylvania Right To Know Components

	CAS-No.	Revision Date
Arsenic	7440-38-2	2015-11-23

	CAS-No.	Revision Date
Arsenic	7440-38-2	2015-11-23

New Jersey Right To Know Components

Arsenic

CAS-No.
7440-38-2

Revision Date
2015-11-23

California Prop. 65 Components

WARNING! This product contains a chemical known to the State of California to cause cancer.
Arsenic

CAS-No.
7440-38-2

Revision Date
2007-09-28

16. OTHER INFORMATION

Full text of H-Statements referred to under sections 2 and 3.

Acute Tox.	Acute toxicity
Aquatic Acute	Acute aquatic toxicity
Aquatic Chronic	Chronic aquatic toxicity
Carc.	Carcinogenicity
H302	Harmful if swallowed.
H331	Toxic if inhaled.
H350	May cause cancer.
H400	Very toxic to aquatic life.
H410	Very toxic to aquatic life with long lasting effects.

Further information

Copyright 2016 Sigma-Aldrich Co. LLC. License granted to make unlimited paper copies for internal use only. The above information is believed to be correct but does not purport to be all inclusive and shall be used only as a guide. The information in this document is based on the present state of our knowledge and is applicable to the product with regard to appropriate safety precautions. It does not represent any guarantee of the properties of the product. Sigma-Aldrich Corporation and its Affiliates shall not be held liable for any damage resulting from handling or from contact with the above product. See www.sigma-aldrich.com and/or the reverse side of invoice or packing slip for additional terms and conditions of sale.

Preparation Information

Sigma-Aldrich Corporation
Product Safety – Americas Region
1-800-521-8956

Version: 4.13

Revision Date: 09/12/2018

Print Date: 06/28/2019

SAFETY DATA SHEET

Version 6.1
Revision Date 05/28/2017
Print Date 06/28/2019

1. PRODUCT AND COMPANY IDENTIFICATION**1.1 Product identifiers**

Product name : Barium

Product Number : 474711

Brand : Aldrich

CAS-No. : 7440-39-3

1.2 Relevant identified uses of the substance or mixture and uses advised against

Identified uses : Laboratory chemicals, Synthesis of substances

1.3 Details of the supplier of the safety data sheet

Company : Sigma-Aldrich Inc.
3050 Spruce Street
ST. LOUIS MO 63103
UNITED STATES

Telephone : +1 314 771-5765

Fax : +1 800 325-5052

1.4 Emergency telephone number

Emergency Phone # : +1-703-527-3887

2. HAZARDS IDENTIFICATION**2.1 Classification of the substance or mixture****GHS Classification in accordance with 29 CFR 1910 (OSHA HCS)**

Substances and mixtures, which in contact with water, emit flammable gases (Category 2), H261

For the full text of the H-Statements mentioned in this Section, see Section 16.

2.2 GHS Label elements, including precautionary statements

Pictogram



Signal word : Danger

Hazard statement(s)

H261 : In contact with water releases flammable gases.

Precautionary statement(s)

P223 : Do not allow contact with water.

P231 + P232 : Handle under inert gas. Protect from moisture.

P280 : Wear protective gloves/ eye protection/ face protection.

P335 + P334 : Brush off loose particles from skin. Immerse in cool water/ wrap in wet bandages.

P370 + P378 : In case of fire: Use dry sand, dry chemical or alcohol-resistant foam to extinguish.

P402 + P404
P501

Store in a dry place. Store in a closed container.
Dispose of contents/ container to an approved waste disposal plant.

2.3 Hazards not otherwise classified (HNOC) or not covered by GHS - none

3. COMPOSITION/INFORMATION ON INGREDIENTS

3.1 Substances

Formula : Ba
Molecular weight : 137.33 g/mol
CAS-No. : 7440-39-3
EC-No. : 231-149-1

Hazardous components

Component	Classification	Concentration
Barium		
	Water-react. 2; H261	<= 100 %

For the full text of the H-Statements mentioned in this Section, see Section 16.

4. FIRST AID MEASURES

4.1 Description of first aid measures

General advice

Consult a physician. Show this safety data sheet to the doctor in attendance. Move out of dangerous area.

If inhaled

If breathed in, move person into fresh air. If not breathing, give artificial respiration. Consult a physician.

In case of skin contact

Wash off with soap and plenty of water. Consult a physician.

In case of eye contact

Flush eyes with water as a precaution.

If swallowed

Never give anything by mouth to an unconscious person. Rinse mouth with water. Consult a physician.

4.2 Most important symptoms and effects, both acute and delayed

The most important known symptoms and effects are described in the labelling (see section 2.2) and/or in section 11

4.3 Indication of any immediate medical attention and special treatment needed

No data available

5. FIREFIGHTING MEASURES

5.1 Extinguishing media

Suitable extinguishing media

Dry powder

5.2 Special hazards arising from the substance or mixture

Barium oxide

5.3 Advice for firefighters

Wear self-contained breathing apparatus for firefighting if necessary.

5.4 Further information

No data available

6. ACCIDENTAL RELEASE MEASURES

6.1 Personal precautions, protective equipment and emergency procedures

Avoid dust formation. Avoid breathing vapours, mist or gas. Ensure adequate ventilation. Evacuate personnel to safe areas.

For personal protection see section 8.

6.2 Environmental precautions

Prevent further leakage or spillage if safe to do so. Do not let product enter drains.

6.3 Methods and materials for containment and cleaning up

Sweep up and shovel. Contain spillage, and then collect with an electrically protected vacuum cleaner or by wet-brushing and place in container for disposal according to local regulations (see section 13). Do not flush with water. Keep in suitable, closed containers for disposal.

6.4 Reference to other sections

For disposal see section 13.

7. HANDLING AND STORAGE

7.1 Precautions for safe handling

Further processing of solid materials may result in the formation of combu formation should be taken into consideration before additional processing

Provide appropriate exhaust ventilation at places where dust is formed.Keep away from sources of ignition - No smoking.

For precautions see section 2.2.

7.2 Conditions for safe storage, including any incompatibilities

Keep container tightly closed in a dry and well-ventilated place. Never allow product to get in contact with water during storage.

Store under inert gas.

7.3 Specific end use(s)

Apart from the uses mentioned in section 1.2 no other specific uses are stipulated

8. EXPOSURE CONTROLS/PERSONAL PROTECTION

8.1 Control parameters

Components with workplace control parameters

Component	CAS-No.	Value	Control parameters	Basis
Barium	7440-39-3	TWA	0.500000 mg/m3	USA. ACGIH Threshold Limit Values (TLV)
	Remarks	Eye, skin, & Gastrointestinal irritation Muscular stimulation Not classifiable as a human carcinogen		
		TWA	0.500000 mg/m3	USA. Occupational Exposure Limits (OSHA) - Table Z-1 Limits for Air Contaminants
		TWA	0.500000 mg/m3	USA. ACGIH Threshold Limit Values (TLV)
		Eye irritation Muscular stimulation Skin irritation Gastrointestinal irritation Not classifiable as a human carcinogen		
		TWA	0.500000 mg/m3	USA. NIOSH Recommended Exposure Limits
		TWA	0.5 mg/m3	USA. Occupational Exposure Limits (OSHA) - Table Z-1 Limits for Air Contaminants
		TWA	0.5 mg/m3	USA. ACGIH Threshold Limit Values (TLV)
		Eye irritation Muscular stimulation Skin irritation Gastrointestinal irritation Not classifiable as a human carcinogen		

		TWA	0.5 mg/m ³	USA. NIOSH Recommended Exposure Limits
--	--	-----	-----------------------	--

8.2 Exposure controls

Appropriate engineering controls

Handle in accordance with good industrial hygiene and safety practice. Wash hands before breaks and at the end of workday.

Personal protective equipment

Eye/face protection

Safety glasses with side-shields conforming to EN166 Use equipment for eye protection tested and approved under appropriate government standards such as NIOSH (US) or EN 166(EU).

Skin protection

Handle with gloves. Gloves must be inspected prior to use. Use proper glove removal technique (without touching glove's outer surface) to avoid skin contact with this product. Dispose of contaminated gloves after use in accordance with applicable laws and good laboratory practices. Wash and dry hands.

Full contact

Material: Nitrile rubber

Minimum layer thickness: 0.11 mm

Break through time: 480 min

Material tested: Dermatril® (KCL 740 / Aldrich Z677272, Size M)

Splash contact

Material: Nitrile rubber

Minimum layer thickness: 0.11 mm

Break through time: 480 min

Material tested: Dermatril® (KCL 740 / Aldrich Z677272, Size M)

data source: KCL GmbH, D-36124 Eichenzell, phone +49 (0)6659 87300, e-mail sales@kcl.de, test method: EN374

If used in solution, or mixed with other substances, and under conditions which differ from EN 374, contact the supplier of the CE approved gloves. This recommendation is advisory only and must be evaluated by an industria situation of anticipated use by our customers. It should not be construed as offering an approval for any specific use scenario.

Body Protection

Flame retardant protective clothing, The type of protective equipment must be selected according to the concentration and amount of the dangerous substance at the specific workplace.

Respiratory protection

Where risk assessment shows air-purifying respirators are appropriate use (EN 143) respirator cartridges as a backup to engineering controls. If th full-face supplied air respirator. Use respirators and components tested and approved under appropriate government standards such as NIOSH (US) or CEN (EU).

Control of environmental exposure

Prevent further leakage or spillage if safe to do so. Do not let product enter drains.

9. PHYSICAL AND CHEMICAL PROPERTIES

9.1 Information on basic physical and chemical properties

- | | |
|--|--|
| a) Appearance | Form: Pieces
Colour: grey |
| b) Odour | No data available |
| c) Odour Threshold | No data available |
| d) pH | No data available |
| e) Melting point/freezing point | Melting point/range: 725 °C (1337 °F) - lit. |
| f) Initial boiling point and boiling range | 1,640 °C (2,984 °F) - lit. |
| g) Flash point | ()Not applicable |
| h) Evaporation rate | No data available |

- | | |
|---|--|
| i) Flammability (solid, gas) | No data available |
| j) Upper/lower flammability or explosive limits | No data available |
| k) Vapour pressure | No data available |
| l) Vapour density | No data available |
| m) Relative density | 3.6 g/cm ³ at 25 °C (77 °F) |
| n) Water solubility | No data available |
| o) Partition coefficient: n-octanol/water | No data available |
| p) Auto-ignition temperature | No data available |
| q) Decomposition temperature | No data available |
| r) Viscosity | No data available |
| s) Explosive properties | No data available |
| t) Oxidizing properties | No data available |

9.2 Other safety information

No data available

10. STABILITY AND REACTIVITY

10.1 Reactivity

No data available

10.2 Chemical stability

Stable under recommended storage conditions.

10.3 Possibility of hazardous reactions

Reacts violently with water.

10.4 Conditions to avoid

Exposure to moisture

10.5 Incompatible materials

Oxidizing agents, Water, acids, Oxygen, Chlorinated solvents, Carbon dioxide (CO₂), Halogens, Halogenated hydrocarbon, Alcohols, Sulphur compounds, Hydrogen sulfide gas

10.6 Hazardous decomposition products

Hazardous decomposition products formed under fire conditions. - Barium oxide

Other decomposition products - No data available

In the event of fire: see section 5

11. TOXICOLOGICAL INFORMATION

11.1 Information on toxicological effects

Acute toxicity

No data available Barium

Inhalation: No data available (Barium)

Dermal: No data available (Barium)

No data available (Barium)

Skin corrosion/irritation

No data available (Barium)

Serious eye damage/eye irritation

No data available (Barium)

Respiratory or skin sensitisation

No data available(Barium)

Germ cell mutagenicity

No data available(Barium)

Carcinogenicity

This product is or contains a component that is not classifiable as to its classification.(Barium)
(Barium)
(Barium)

Reproductive toxicity

No data available(Barium)

No data available(Barium)

Specific target organ toxicity - single exposure

No data available(Barium)

Specific target organ toxicity - repeated exposure

No data available

Aspiration hazard

No data available(Barium)

Additional Information

RTECS: CQ8370000

Stomach/intestinal disorders, Nausea, Vomiting, Drowsiness, Dizziness, Gastrointestinal disturbance, Weakness, Tremors, Seizures.(Barium)
To the best of our knowledge, the chemical, physical, and toxicological properties have not been thoroughly investigated.(Barium)

12. ECOLOGICAL INFORMATION**12.1 Toxicity**

Toxicity to fish	mortality NOEC - Cyprinodon variegatus (sheepshead minnow) - 500 mg/l - 96 h(Barium)
	LC50 - Cyprinodon variegatus (sheepshead minnow) - > 500 mg/l - 96 h(Barium)

12.2 Persistence and degradability

No data available

12.3 Bioaccumulative potential

No data available

12.4 Mobility in soil

No data available(Barium)

12.5 Results of PBT and vPvB assessment

PBT/vPvB assessment not available as chemical safety assessment not required/not conducted

12.6 Other adverse effects

No data available

13. DISPOSAL CONSIDERATIONS

13.1 Waste treatment methods

Product

Burn in a chemical incinerator equipped with an afterburner and scrubber b highly flammable. Offer surplus and non-recyclable solutions to a licensed disposal company. Contact a licensed professional waste disposal service to dispose of this material.

Contaminated packaging

Dispose of as unused product.

14. TRANSPORT INFORMATION

DOT (US)

UN number: 1400 Class: 4.3 Packing group: II
Proper shipping name: Barium
Reportable Quantity (RQ) : 1000 lbs

Poison Inhalation Hazard: No

IMDG

UN number: 1400 Class: 4.3 Packing group: II EMS-No: F-G, S-O
Proper shipping name: BARIUM

IATA

UN number: 1400 Class: 4.3 Packing group: II
Proper shipping name: Barium

15. REGULATORY INFORMATION

SARA 302 Components

No chemicals in this material are subject to the reporting requirements of SARA Title III, Section 302.

SARA 313 Components

The following components are subject to reporting levels established by SARA Title III, Section 313:

	CAS-No.	Revision Date
Barium	7440-39-3	2007-07-01

SARA 311/312 Hazards

Reactivity Hazard

Massachusetts Right To Know Components

	CAS-No.	Revision Date
Barium	7440-39-3	2007-07-01

Pennsylvania Right To Know Components

	CAS-No.	Revision Date
Barium	7440-39-3	2007-07-01

New Jersey Right To Know Components

	CAS-No.	Revision Date
Barium	7440-39-3	2007-07-01

16. OTHER INFORMATION

Full text of H-Statements referred to under sections 2 and 3.

H261 In contact with water releases flammable gases.

HMIS Rating

Health hazard: 0
Chronic Health Hazard:
Flammability: 3
Physical Hazard 1

NFPA Rating

Health hazard: 0
Fire Hazard: 3
Reactivity Hazard: 1
Special hazard.I: W

Further information

Copyright 2016 Sigma-Aldrich Co. LLC. License granted to make unlimited paper copies for internal use only.
The above information is believed to be correct but does not purport to be all inclusive and shall be used only as a guide. The information in this document is based on the present state of our knowledge and is applicable to the product with regard to appropriate safety precautions. It does not represent any guarantee of the properties of the product. Sigma-Aldrich Corporation and its Affiliates shall not be held liable for any damage resulting from handling or from contact with the above product. See www.sigma-aldrich.com and/or the reverse side of invoice or packing slip for additional terms and conditions of sale.

Preparation Information

Sigma-Aldrich Corporation
Product Safety – Americas Region
1-800-521-8956
Version: 6.1

Revision Date: 05/28/2017

Print Date: 06/28/2019

1. PRODUCT AND COMPANY IDENTIFICATION**1.1 Product identifiers**

Product name : Beryllium

Product Number : 378135

Brand : Aldrich

CAS-No. : 7440-41-7

1.2 Relevant identified uses of the substance or mixture and uses advised against

Identified uses : Laboratory chemicals, Synthesis of substances

1.3 Details of the supplier of the safety data sheetCompany : Sigma-Aldrich
3050 Spruce Street
SAINT LOUIS MO 63103
USA

Telephone : +1 800-325-5832

Fax : +1 800-325-5052

1.4 Emergency telephone number

Emergency Phone # : +1-703-527-3887 (CHEMTREC)

2. HAZARDS IDENTIFICATION**2.1 Classification of the substance or mixture****GHS Classification in accordance with 29 CFR 1910 (OSHA HCS)**

Acute toxicity, Oral (Category 3), H301

Acute toxicity, Inhalation (Category 2), H330

Skin irritation (Category 2), H315

Eye irritation (Category 2A), H319

Skin sensitisation (Category 1), H317

Carcinogenicity (Category 1B), H350

Specific target organ toxicity - single exposure (Category 3), Respiratory system, H335

Specific target organ toxicity - repeated exposure (Category 1), H372

For the full text of the H-Statements mentioned in this Section, see Section 16.

2.2 GHS Label elements, including precautionary statements

Pictogram



Signal word

Danger

Hazard statement(s)

H301

Toxic if swallowed.

H315

Causes skin irritation.

H317

May cause an allergic skin reaction.

H319

Causes serious eye irritation.

H330

Fatal if inhaled.

H335

May cause respiratory irritation.

H350

May cause cancer.

H372

Causes damage to organs through prolonged or repeated exposure.

Precautionary statement(s)	
P201	Obtain special instructions before use.
P202	Do not handle until all safety precautions have been read and understood.
P260	Do not breathe dust/ fume/ gas/ mist/ vapours/ spray.
P264	Wash skin thoroughly after handling.
P270	Do not eat, drink or smoke when using this product.
P271	Use only outdoors or in a well-ventilated area.
P272	Contaminated work clothing should not be allowed out of the workplace.
P280	Wear protective gloves/ protective clothing/ eye protection/ face protection.
P284	Wear respiratory protection.
P301 + P310 + P330	IF SWALLOWED: Immediately call a POISON CENTER/doctor. Rinse mouth.
P302 + P352	IF ON SKIN: Wash with plenty of soap and water.
P304 + P340 + P310	IF INHALED: Remove person to fresh air and keep comfortable for breathing. Immediately call a POISON CENTER/doctor.
P305 + P351 + P338	IF IN EYES: Rinse cautiously with water for several minutes. Remove contact lenses, if present and easy to do. Continue rinsing.
P308 + P313	IF exposed or concerned: Get medical advice/ attention.
P333 + P313	If skin irritation or rash occurs: Get medical advice/ attention.
P337 + P313	If eye irritation persists: Get medical advice/ attention.
P362	Take off contaminated clothing and wash before reuse.
P403 + P233	Store in a well-ventilated place. Keep container tightly closed.
P405	Store locked up.
P501	Dispose of contents/ container to an approved waste disposal plant.

2.3 Hazards not otherwise classified (HNOC) or not covered by GHS - none

3. COMPOSITION/INFORMATION ON INGREDIENTS

3.1 Substances

Formula	:	Be
Molecular weight	:	9.01 g/mol
CAS-No.	:	7440-41-7
EC-No.	:	231-150-7

Hazardous components

Component	Classification	Concentration
Beryllium foil	Acute Tox. 3; Acute Tox. 2; Skin Irrit. 2; Eye Irrit. 2A; Skin Sens. 1; Carc. 1B; STOT SE 3; STOT RE 1; H301, H315, H317, H319, H330, H335, H350, H372	90 - 100 %

For the full text of the H-Statements mentioned in this Section, see Section 16.

4. FIRST AID MEASURES

4.1 Description of first aid measures

General advice

Consult a physician. Show this safety data sheet to the doctor in attendance. Move out of dangerous area.

If inhaled

If breathed in, move person into fresh air. If not breathing, give artificial respiration. Consult a physician.

In case of skin contact

Wash off with soap and plenty of water. Take victim immediately to hospital. Consult a physician.

In case of eye contact

Rinse thoroughly with plenty of water for at least 15 minutes and consult a physician.

If swallowed

Never give anything by mouth to an unconscious person. Rinse mouth with water. Consult a physician.

4.2 Most important symptoms and effects, both acute and delayed

The most important known symptoms and effects are described in the labelling (see section 2.2) and/or in section 11

4.3 Indication of any immediate medical attention and special treatment needed

No data available

5. FIREFIGHTING MEASURES**5.1 Extinguishing media****Suitable extinguishing media**

Use water spray, alcohol-resistant foam, dry chemical or carbon dioxide.

5.2 Special hazards arising from the substance or mixture

No data available

5.3 Advice for firefighters

Wear self-contained breathing apparatus for firefighting if necessary.

5.4 Further information

No data available

6. ACCIDENTAL RELEASE MEASURES**6.1 Personal precautions, protective equipment and emergency procedures**

Wear respiratory protection. Avoid dust formation. Avoid breathing vapours, mist or gas. Ensure adequate ventilation. Evacuate personnel to safe areas. Avoid breathing dust.

For personal protection see section 8.

6.2 Environmental precautions

Prevent further leakage or spillage if safe to do so. Do not let product enter drains.

6.3 Methods and materials for containment and cleaning up

Pick up and arrange disposal without creating dust. Sweep up and shovel. Keep in suitable, closed containers for disposal.

6.4 Reference to other sections

For disposal see section 13.

7. HANDLING AND STORAGE**7.1 Precautions for safe handling**

Avoid contact with skin and eyes. Avoid formation of dust and aerosols. Further processing of solid materials may result in the formation of combustible dusts. The potential for combustible dust formation should be taken into consideration before additional processing occurs.

Provide appropriate exhaust ventilation at places where dust is formed.

For precautions see section 2.2.

7.2 Conditions for safe storage, including any incompatibilities

Keep container tightly closed in a dry and well-ventilated place.

Keep in a dry place.

Storage class (TRGS 510): 4.1B: Flammable solid hazardous materials

7.3 Specific end use(s)

Apart from the uses mentioned in section 1.2 no other specific uses are stipulated

8. EXPOSURE CONTROLS/PERSONAL PROTECTION**8.1 Control parameters****Components with workplace control parameters**

Component	CAS-No.	Value	Control parameters	Basis
Beryllium foil	7440-41-7	TWA	2.000000 mg/m3	USA. Occupational Exposure Limits (OSHA) - Table Z-2
		CEIL	5.000000 mg/m3	USA. Occupational Exposure Limits (OSHA) - Table Z-2
		Peak	25.000000 mg/m3	USA. Occupational Exposure Limits (OSHA) - Table Z-2
		TWA	2.000000 microgram per cubic meter	USA. Occupational Exposure Limits (OSHA) - Table Z-2
	Remarks	Z27.29-1970		
		CEIL	5.000000 microgram per cubic meter	USA. Occupational Exposure Limits (OSHA) - Table Z-2
		Z27.29-1970		
		Peak	25.000000 microgram per cubic meter	USA. Occupational Exposure Limits (OSHA) - Table Z-2
		Z27.29-1970		
		TWA	0.000050 mg/m3	USA. ACGIH Threshold Limit Values (TLV)
		Beryllium sensitization Chronic beryllium disease (berylliosis) Confirmed human carcinogen Danger of cutaneous absorption Sensitizer		
		C	0.000500 mg/m3	USA. NIOSH Recommended Exposure Limits
		Potential Occupational Carcinogen See Appendix A		
		See Table Z-2		
		TWA	2.000000 microgram per cubic meter	USA. Occupational Exposure Limits (OSHA) - Table Z-2
		Z27.29-1970		
		TWA	2.000000 microgram per cubic meter	USA. Occupational Exposure Limits (OSHA) - Table Z-2
		Z27.29-1970		
		CEIL	5.000000 microgram per cubic meter	USA. Occupational Exposure Limits (OSHA) - Table Z-2
		Z27.29-1970		
		CEIL	5.000000 microgram per cubic meter	USA. Occupational Exposure Limits (OSHA) - Table Z-2
		Z27.29-1970		
		Peak	25.000000 microgram per cubic meter	USA. Occupational Exposure Limits (OSHA) - Table Z-2
		Z27.29-1970		
		Peak	25.000000 microgram per cubic meter	USA. Occupational Exposure Limits (OSHA) - Table Z-2
		Z27.29-1970		
		TWA	0.000050 mg/m3	USA. ACGIH Threshold Limit Values (TLV)
		Beryllium sensitization Chronic beryllium disease (berylliosis)		

		Adopted values or notations enclosed are those for which changes are proposed in the NIC See Notice of Intended Changes (NIC) Confirmed human carcinogen Danger of cutaneous absorption Sensitizer		
		C	0.000500 mg/m3	USA. NIOSH Recommended Exposure Limits
		Potential Occupational Carcinogen See Appendix A		
		See Table Z-2		
		TWA	2microgram per cubic meter	USA. Occupational Exposure Limits (OSHA) - Table Z-2
		Z27.29-1970		
		CEIL	5microgram per cubic meter	USA. Occupational Exposure Limits (OSHA) - Table Z-2
		Z27.29-1970		
		Peak	25microgram per cubic meter	USA. Occupational Exposure Limits (OSHA) - Table Z-2
		Z27.29-1970		
		C	0.0005 mg/m3	USA. NIOSH Recommended Exposure Limits
		Potential Occupational Carcinogen See Appendix A		
		PEL	0.0002 mg/m3	California permissible exposure limits for chemical contaminants (Title 8, Article 107)
		C	0.025 mg/m3	California permissible exposure limits for chemical contaminants (Title 8, Article 107)

8.2 Exposure controls

Appropriate engineering controls

Avoid contact with skin, eyes and clothing. Wash hands before breaks and immediately after handling the product.

Personal protective equipment

Eye/face protection

Face shield and safety glasses Use equipment for eye protection tested and approved under appropriate government standards such as NIOSH (US) or EN 166(EU).

Skin protection

Handle with gloves. Gloves must be inspected prior to use. Use proper glove removal technique (without touching glove's outer surface) to avoid skin contact with this product. Dispose of contaminated gloves after use in accordance with applicable laws and good laboratory practices. Wash and dry hands.

Full contact

Material: Nitrile rubber

Minimum layer thickness: 0.11 mm

Break through time: 480 min

Material tested: Dermatril® (KCL 740 / Aldrich Z677272, Size M)

Splash contact

Material: Nitrile rubber

Minimum layer thickness: 0.11 mm

Break through time: 480 min

Material tested: Dermatril® (KCL 740 / Aldrich Z677272, Size M)

data source: KCL GmbH, D-36124 Eichenzell, phone +49 (0)6659 87300, e-mail sales@kcl.de, test method: EN374

If used in solution, or mixed with other substances, and under conditions which differ from EN 374, contact the supplier of the CE approved gloves. This recommendation is advisory only and must be evaluated by an

industrial hygienist and safety officer familiar with the specific situation of anticipated use by our customers. It should not be construed as offering an approval for any specific use scenario.

Body Protection

Complete suit protecting against chemicals, The type of protective equipment must be selected according to the concentration and amount of the dangerous substance at the specific workplace.

Respiratory protection

Where risk assessment shows air-purifying respirators are appropriate use a full-face particle respirator type N100 (US) or type P3 (EN 143) respirator cartridges as a backup to engineering controls. If the respirator is the sole means of protection, use a full-face supplied air respirator. Use respirators and components tested and approved under appropriate government standards such as NIOSH (US) or CEN (EU).

Control of environmental exposure

Prevent further leakage or spillage if safe to do so. Do not let product enter drains.

9. PHYSICAL AND CHEMICAL PROPERTIES

9.1 Information on basic physical and chemical properties

- | | |
|---|---|
| a) Appearance | Form: powder
Colour: grey |
| b) Odour | odourless |
| c) Odour Threshold | No data available |
| d) pH | No data available |
| e) Melting point/freezing point | Melting point/range: 1,278 °C (2,332 °F) - lit. |
| f) Initial boiling point and boiling range | 2,970 °C (5,378 °F) - lit. |
| g) Flash point | No data available |
| h) Evaporation rate | No data available |
| i) Flammability (solid, gas) | No data available |
| j) Upper/lower flammability or explosive limits | No data available |
| k) Vapour pressure | No data available |
| l) Vapour density | No data available |
| m) Relative density | 1.85 g/cm ³ at 25 °C (77 °F) |
| n) Water solubility | No data available |
| o) Partition coefficient: n-octanol/water | No data available |
| p) Auto-ignition temperature | No data available |
| q) Decomposition temperature | No data available |
| r) Viscosity | No data available |
| s) Explosive properties | No data available |
| t) Oxidizing properties | No data available |

9.2 Other safety information

No data available

10. STABILITY AND REACTIVITY

10.1 Reactivity

No data available

10.2 Chemical stability

Stable under recommended storage conditions.

10.3 Possibility of hazardous reactions

No data available

10.4 Conditions to avoid

No data available

10.5 Incompatible materials

Alkali metals

10.6 Hazardous decomposition products

Hazardous decomposition products formed under fire conditions. - Beryllium oxides

Other decomposition products - No data available

In the event of fire: see section 5

11. TOXICOLOGICAL INFORMATION

11.1 Information on toxicological effects

Acute toxicity

No data available

Inhalation: No data available

Dermal: No data available

LD50 Intravenous - Rat - 0.496 mg/kg

Remarks: Liver:Hepatitis (hepatocellular necrosis), zonal.

Skin corrosion/irritation

No data available

Serious eye damage/eye irritation

No data available

Respiratory or skin sensitisation

No data available

Germ cell mutagenicity

Hamster

Lungs

Result: negative

Carcinogenicity

Carcinogenicity - Rat - Intratracheal

Tumorigenic:Neoplastic by RTECS criteria. Lungs, Thorax, or Respiration:Tumors. Lungs, Thorax, or Respiration:Bronchiogenic carcinoma.

Carcinogenicity - Rabbit - Intravenous

Tumorigenic:Equivocal tumorigenic agent by RTECS criteria. Musculoskeletal:Tumors.

Possible human carcinogen

IARC: 1 - Group 1: Carcinogenic to humans (Beryllium foil)

NTP: Known - Known to be human carcinogen (Beryllium foil)

Known - Known to be human carcinogenThe reference note has been added by TD based on the background information of the NTP. (Beryllium foil)

OSHA: No component of this product present at levels greater than or equal to 0.1% is on OSHA's list of regulated carcinogens.

Reproductive toxicity

No data available

No data available

Specific target organ toxicity - single exposure

No data available

Specific target organ toxicity - repeated exposure

No data available

Aspiration hazard

No data available

Additional Information

RTECS: DS1750000

12. ECOLOGICAL INFORMATION**12.1 Toxicity**

No data available

12.2 Persistence and degradability

No data available

12.3 Bioaccumulative potential

No data available

12.4 Mobility in soil

No data available

12.5 Results of PBT and vPvB assessment

PBT/vPvB assessment not available as chemical safety assessment not required/not conducted

12.6 Other adverse effects

No data available

13. DISPOSAL CONSIDERATIONS**13.1 Waste treatment methods****Product**

Offer surplus and non-recyclable solutions to a licensed disposal company. Contact a licensed professional waste disposal service to dispose of this material. Dissolve or mix the material with a combustible solvent and burn in a chemical incinerator equipped with an afterburner and scrubber.

Contaminated packaging

Dispose of as unused product.

14. TRANSPORT INFORMATION**DOT (US)**

UN number: 1567 Class: 6.1 (4.1) Packing group: II

Proper shipping name: Beryllium, powder

Reportable Quantity (RQ): 10 lbs

Poison Inhalation Hazard: No

IMDG

UN number: 1567 Class: 6.1 (4.1) Packing group: II EMS-No: F-G, S-G

Proper shipping name: BERYLLIUM POWDER

IATA

UN number: 1567 Class: 6.1 (4.1) Packing group: II

Proper shipping name: Beryllium powder

15. REGULATORY INFORMATION**SARA 302 Components**

No chemicals in this material are subject to the reporting requirements of SARA Title III, Section 302.

SARA 313 Components

The following components are subject to reporting levels established by SARA Title III, Section 313:

	CAS-No.	Revision Date
Berylium foil	7440-41-7	1993-04-24

SARA 311/312 Hazards

Acute Health Hazard, Chronic Health Hazard

Massachusetts Right To Know Components

	CAS-No.	Revision Date
Berylium foil	7440-41-7	1993-04-24

Pennsylvania Right To Know Components

	CAS-No.	Revision Date
Berylium foil	7440-41-7	1993-04-24

	CAS-No.	Revision Date
Berylium foil	7440-41-7	1993-04-24

New Jersey Right To Know Components

	CAS-No.	Revision Date
Berylium foil	7440-41-7	1993-04-24

California Prop. 65 Components

WARNING! This product contains a chemical known to the State of California to cause cancer.

Berylium foil

CAS-No.	Revision Date
7440-41-7	2008-10-10

16. OTHER INFORMATION

Full text of H-Statements referred to under sections 2 and 3.

Acute Tox.	Acute toxicity
Carc.	Carcinogenicity
Eye Irrit.	Eye irritation
H301	Toxic if swallowed.
H315	Causes skin irritation.
H317	May cause an allergic skin reaction.
H319	Causes serious eye irritation.
H330	Fatal if inhaled.
H335	May cause respiratory irritation.
H350	May cause cancer.
H372	Causes damage to organs through prolonged or repeated exposure.
Skin Irrit.	Skin irritation
Skin Sens.	Skin sensitisation

HMIS Rating

Health hazard:	4
Chronic Health Hazard:	*
Flammability:	0
Physical Hazard	0

NFPA Rating

Health hazard:	4
Fire Hazard:	3
Reactivity Hazard:	3

Further information

Copyright 2016 Sigma-Aldrich Co. LLC. License granted to make unlimited paper copies for internal use only. The above information is believed to be correct but does not purport to be all inclusive and shall be used only as a guide. The information in this document is based on the present state of our knowledge and is applicable to the product with regard to appropriate safety precautions. It does not represent any guarantee of the properties of the product. Sigma-Aldrich Corporation and its Affiliates shall not be held liable for any damage resulting from handling or from contact with the above product. See www.sigma-aldrich.com and/or the reverse side of invoice or packing slip for additional terms and conditions of sale.

Preparation Information
Sigma-Aldrich Corporation
Product Safety – Americas Region
1-800-521-8956

Version: 4.8

Revision Date: 01/11/2018

Print Date: 06/28/2019

1. PRODUCT AND COMPANY IDENTIFICATION**1.1 Product identifiers**

Product name : Beryllium

Product Number : 378135

Brand : Aldrich

CAS-No. : 7440-41-7

1.2 Relevant identified uses of the substance or mixture and uses advised against

Identified uses : Laboratory chemicals, Synthesis of substances

1.3 Details of the supplier of the safety data sheetCompany : Sigma-Aldrich
3050 Spruce Street
SAINT LOUIS MO 63103
USA

Telephone : +1 800-325-5832

Fax : +1 800-325-5052

1.4 Emergency telephone number

Emergency Phone # : +1-703-527-3887 (CHEMTREC)

2. HAZARDS IDENTIFICATION**2.1 Classification of the substance or mixture****GHS Classification in accordance with 29 CFR 1910 (OSHA HCS)**

Acute toxicity, Oral (Category 3), H301

Acute toxicity, Inhalation (Category 2), H330

Skin irritation (Category 2), H315

Eye irritation (Category 2A), H319

Skin sensitisation (Category 1), H317

Carcinogenicity (Category 1B), H350

Specific target organ toxicity - single exposure (Category 3), Respiratory system, H335

Specific target organ toxicity - repeated exposure (Category 1), H372

For the full text of the H-Statements mentioned in this Section, see Section 16.

2.2 GHS Label elements, including precautionary statements

Pictogram



Signal word

Danger

Hazard statement(s)

H301

Toxic if swallowed.

H315

Causes skin irritation.

H317

May cause an allergic skin reaction.

H319

Causes serious eye irritation.

H330

Fatal if inhaled.

H335

May cause respiratory irritation.

H350

May cause cancer.

H372

Causes damage to organs through prolonged or repeated exposure.

Precautionary statement(s)	
P201	Obtain special instructions before use.
P202	Do not handle until all safety precautions have been read and understood.
P260	Do not breathe dust/ fume/ gas/ mist/ vapours/ spray.
P264	Wash skin thoroughly after handling.
P270	Do not eat, drink or smoke when using this product.
P271	Use only outdoors or in a well-ventilated area.
P272	Contaminated work clothing should not be allowed out of the workplace.
P280	Wear protective gloves/ protective clothing/ eye protection/ face protection.
P284	Wear respiratory protection.
P301 + P310 + P330	IF SWALLOWED: Immediately call a POISON CENTER/doctor. Rinse mouth.
P302 + P352	IF ON SKIN: Wash with plenty of soap and water.
P304 + P340 + P310	IF INHALED: Remove person to fresh air and keep comfortable for breathing. Immediately call a POISON CENTER/doctor.
P305 + P351 + P338	IF IN EYES: Rinse cautiously with water for several minutes. Remove contact lenses, if present and easy to do. Continue rinsing.
P308 + P313	IF exposed or concerned: Get medical advice/ attention.
P333 + P313	If skin irritation or rash occurs: Get medical advice/ attention.
P337 + P313	If eye irritation persists: Get medical advice/ attention.
P362	Take off contaminated clothing and wash before reuse.
P403 + P233	Store in a well-ventilated place. Keep container tightly closed.
P405	Store locked up.
P501	Dispose of contents/ container to an approved waste disposal plant.

2.3 Hazards not otherwise classified (HNOC) or not covered by GHS - none

3. COMPOSITION/INFORMATION ON INGREDIENTS

3.1 Substances

Formula	:	Be
Molecular weight	:	9.01 g/mol
CAS-No.	:	7440-41-7
EC-No.	:	231-150-7

Hazardous components

Component	Classification	Concentration
Beryllium foil	Acute Tox. 3; Acute Tox. 2; Skin Irrit. 2; Eye Irrit. 2A; Skin Sens. 1; Carc. 1B; STOT SE 3; STOT RE 1; H301, H315, H317, H319, H330, H335, H350, H372	90 - 100 %

For the full text of the H-Statements mentioned in this Section, see Section 16.

4. FIRST AID MEASURES

4.1 Description of first aid measures

General advice

Consult a physician. Show this safety data sheet to the doctor in attendance. Move out of dangerous area.

If inhaled

If breathed in, move person into fresh air. If not breathing, give artificial respiration. Consult a physician.

In case of skin contact

Wash off with soap and plenty of water. Take victim immediately to hospital. Consult a physician.

In case of eye contact

Rinse thoroughly with plenty of water for at least 15 minutes and consult a physician.

If swallowed

Never give anything by mouth to an unconscious person. Rinse mouth with water. Consult a physician.

4.2 Most important symptoms and effects, both acute and delayed

The most important known symptoms and effects are described in the labelling (see section 2.2) and/or in section 11

4.3 Indication of any immediate medical attention and special treatment needed

No data available

5. FIREFIGHTING MEASURES**5.1 Extinguishing media****Suitable extinguishing media**

Use water spray, alcohol-resistant foam, dry chemical or carbon dioxide.

5.2 Special hazards arising from the substance or mixture

No data available

5.3 Advice for firefighters

Wear self-contained breathing apparatus for firefighting if necessary.

5.4 Further information

No data available

6. ACCIDENTAL RELEASE MEASURES**6.1 Personal precautions, protective equipment and emergency procedures**

Wear respiratory protection. Avoid dust formation. Avoid breathing vapours, mist or gas. Ensure adequate ventilation. Evacuate personnel to safe areas. Avoid breathing dust.

For personal protection see section 8.

6.2 Environmental precautions

Prevent further leakage or spillage if safe to do so. Do not let product enter drains.

6.3 Methods and materials for containment and cleaning up

Pick up and arrange disposal without creating dust. Sweep up and shovel. Keep in suitable, closed containers for disposal.

6.4 Reference to other sections

For disposal see section 13.

7. HANDLING AND STORAGE**7.1 Precautions for safe handling**

Avoid contact with skin and eyes. Avoid formation of dust and aerosols. Further processing of solid materials may result in the formation of combustible dusts. The potential for combustible dust formation should be taken into consideration before additional processing occurs.

Provide appropriate exhaust ventilation at places where dust is formed.

For precautions see section 2.2.

7.2 Conditions for safe storage, including any incompatibilities

Keep container tightly closed in a dry and well-ventilated place.

Keep in a dry place.

Storage class (TRGS 510): 4.1B: Flammable solid hazardous materials

7.3 Specific end use(s)

Apart from the uses mentioned in section 1.2 no other specific uses are stipulated

8. EXPOSURE CONTROLS/PERSONAL PROTECTION**8.1 Control parameters****Components with workplace control parameters**

Component	CAS-No.	Value	Control parameters	Basis
Beryllium foil	7440-41-7	TWA	2.000000 mg/m3	USA. Occupational Exposure Limits (OSHA) - Table Z-2
		CEIL	5.000000 mg/m3	USA. Occupational Exposure Limits (OSHA) - Table Z-2
		Peak	25.000000 mg/m3	USA. Occupational Exposure Limits (OSHA) - Table Z-2
		TWA	2.000000 microgram per cubic meter	USA. Occupational Exposure Limits (OSHA) - Table Z-2
	Remarks	Z27.29-1970		
		CEIL	5.000000 microgram per cubic meter	USA. Occupational Exposure Limits (OSHA) - Table Z-2
		Z27.29-1970		
		Peak	25.000000 microgram per cubic meter	USA. Occupational Exposure Limits (OSHA) - Table Z-2
		Z27.29-1970		
		TWA	0.000050 mg/m3	USA. ACGIH Threshold Limit Values (TLV)
		Beryllium sensitization Chronic beryllium disease (berylliosis) Confirmed human carcinogen Danger of cutaneous absorption Sensitizer		
		C	0.000500 mg/m3	USA. NIOSH Recommended Exposure Limits
		Potential Occupational Carcinogen See Appendix A		
		See Table Z-2		
		TWA	2.000000 microgram per cubic meter	USA. Occupational Exposure Limits (OSHA) - Table Z-2
		Z27.29-1970		
		TWA	2.000000 microgram per cubic meter	USA. Occupational Exposure Limits (OSHA) - Table Z-2
		Z27.29-1970		
		CEIL	5.000000 microgram per cubic meter	USA. Occupational Exposure Limits (OSHA) - Table Z-2
		Z27.29-1970		
		CEIL	5.000000 microgram per cubic meter	USA. Occupational Exposure Limits (OSHA) - Table Z-2
		Z27.29-1970		
		Peak	25.000000 microgram per cubic meter	USA. Occupational Exposure Limits (OSHA) - Table Z-2
		Z27.29-1970		
		Peak	25.000000 microgram per cubic meter	USA. Occupational Exposure Limits (OSHA) - Table Z-2
		Z27.29-1970		
		TWA	0.000050 mg/m3	USA. ACGIH Threshold Limit Values (TLV)
		Beryllium sensitization Chronic beryllium disease (berylliosis)		

		Adopted values or notations enclosed are those for which changes are proposed in the NIC See Notice of Intended Changes (NIC) Confirmed human carcinogen Danger of cutaneous absorption Sensitizer		
		C	0.000500 mg/m3	USA. NIOSH Recommended Exposure Limits
		Potential Occupational Carcinogen See Appendix A		
		See Table Z-2		
		TWA	2microgram per cubic meter	USA. Occupational Exposure Limits (OSHA) - Table Z-2
		Z27.29-1970		
		CEIL	5microgram per cubic meter	USA. Occupational Exposure Limits (OSHA) - Table Z-2
		Z27.29-1970		
		Peak	25microgram per cubic meter	USA. Occupational Exposure Limits (OSHA) - Table Z-2
		Z27.29-1970		
		C	0.0005 mg/m3	USA. NIOSH Recommended Exposure Limits
		Potential Occupational Carcinogen See Appendix A		
		PEL	0.0002 mg/m3	California permissible exposure limits for chemical contaminants (Title 8, Article 107)
		C	0.025 mg/m3	California permissible exposure limits for chemical contaminants (Title 8, Article 107)

8.2 Exposure controls

Appropriate engineering controls

Avoid contact with skin, eyes and clothing. Wash hands before breaks and immediately after handling the product.

Personal protective equipment

Eye/face protection

Face shield and safety glasses Use equipment for eye protection tested and approved under appropriate government standards such as NIOSH (US) or EN 166(EU).

Skin protection

Handle with gloves. Gloves must be inspected prior to use. Use proper glove removal technique (without touching glove's outer surface) to avoid skin contact with this product. Dispose of contaminated gloves after use in accordance with applicable laws and good laboratory practices. Wash and dry hands.

Full contact

Material: Nitrile rubber

Minimum layer thickness: 0.11 mm

Break through time: 480 min

Material tested: Dermatril® (KCL 740 / Aldrich Z677272, Size M)

Splash contact

Material: Nitrile rubber

Minimum layer thickness: 0.11 mm

Break through time: 480 min

Material tested: Dermatril® (KCL 740 / Aldrich Z677272, Size M)

data source: KCL GmbH, D-36124 Eichenzell, phone +49 (0)6659 87300, e-mail sales@kcl.de, test method: EN374

If used in solution, or mixed with other substances, and under conditions which differ from EN 374, contact the supplier of the CE approved gloves. This recommendation is advisory only and must be evaluated by an

industrial hygienist and safety officer familiar with the specific situation of anticipated use by our customers. It should not be construed as offering an approval for any specific use scenario.

Body Protection

Complete suit protecting against chemicals, The type of protective equipment must be selected according to the concentration and amount of the dangerous substance at the specific workplace.

Respiratory protection

Where risk assessment shows air-purifying respirators are appropriate use a full-face particle respirator type N100 (US) or type P3 (EN 143) respirator cartridges as a backup to engineering controls. If the respirator is the sole means of protection, use a full-face supplied air respirator. Use respirators and components tested and approved under appropriate government standards such as NIOSH (US) or CEN (EU).

Control of environmental exposure

Prevent further leakage or spillage if safe to do so. Do not let product enter drains.

9. PHYSICAL AND CHEMICAL PROPERTIES

9.1 Information on basic physical and chemical properties

- | | |
|---|---|
| a) Appearance | Form: powder
Colour: grey |
| b) Odour | odourless |
| c) Odour Threshold | No data available |
| d) pH | No data available |
| e) Melting point/freezing point | Melting point/range: 1,278 °C (2,332 °F) - lit. |
| f) Initial boiling point and boiling range | 2,970 °C (5,378 °F) - lit. |
| g) Flash point | No data available |
| h) Evaporation rate | No data available |
| i) Flammability (solid, gas) | No data available |
| j) Upper/lower flammability or explosive limits | No data available |
| k) Vapour pressure | No data available |
| l) Vapour density | No data available |
| m) Relative density | 1.85 g/cm ³ at 25 °C (77 °F) |
| n) Water solubility | No data available |
| o) Partition coefficient: n-octanol/water | No data available |
| p) Auto-ignition temperature | No data available |
| q) Decomposition temperature | No data available |
| r) Viscosity | No data available |
| s) Explosive properties | No data available |
| t) Oxidizing properties | No data available |

9.2 Other safety information

No data available

10. STABILITY AND REACTIVITY

10.1 Reactivity

No data available

10.2 Chemical stability

Stable under recommended storage conditions.

10.3 Possibility of hazardous reactions

No data available

10.4 Conditions to avoid

No data available

10.5 Incompatible materials

Alkali metals

10.6 Hazardous decomposition products

Hazardous decomposition products formed under fire conditions. - Beryllium oxides

Other decomposition products - No data available

In the event of fire: see section 5

11. TOXICOLOGICAL INFORMATION

11.1 Information on toxicological effects

Acute toxicity

No data available

Inhalation: No data available

Dermal: No data available

LD50 Intravenous - Rat - 0.496 mg/kg

Remarks: Liver:Hepatitis (hepatocellular necrosis), zonal.

Skin corrosion/irritation

No data available

Serious eye damage/eye irritation

No data available

Respiratory or skin sensitisation

No data available

Germ cell mutagenicity

Hamster

Lungs

Result: negative

Carcinogenicity

Carcinogenicity - Rat - Intratracheal

Tumorigenic:Neoplastic by RTECS criteria. Lungs, Thorax, or Respiration:Tumors. Lungs, Thorax, or Respiration:Bronchiogenic carcinoma.

Carcinogenicity - Rabbit - Intravenous

Tumorigenic:Equivocal tumorigenic agent by RTECS criteria. Musculoskeletal:Tumors.

Possible human carcinogen

IARC: 1 - Group 1: Carcinogenic to humans (Beryllium foil)

NTP: Known - Known to be human carcinogen (Beryllium foil)

Known - Known to be human carcinogenThe reference note has been added by TD based on the background information of the NTP. (Beryllium foil)

OSHA: No component of this product present at levels greater than or equal to 0.1% is on OSHA's list of regulated carcinogens.

Reproductive toxicity

No data available

No data available

Specific target organ toxicity - single exposure

No data available

Specific target organ toxicity - repeated exposure

No data available

Aspiration hazard

No data available

Additional Information

RTECS: DS1750000

12. ECOLOGICAL INFORMATION**12.1 Toxicity**

No data available

12.2 Persistence and degradability

No data available

12.3 Bioaccumulative potential

No data available

12.4 Mobility in soil

No data available

12.5 Results of PBT and vPvB assessment

PBT/vPvB assessment not available as chemical safety assessment not required/not conducted

12.6 Other adverse effects

No data available

13. DISPOSAL CONSIDERATIONS**13.1 Waste treatment methods****Product**

Offer surplus and non-recyclable solutions to a licensed disposal company. Contact a licensed professional waste disposal service to dispose of this material. Dissolve or mix the material with a combustible solvent and burn in a chemical incinerator equipped with an afterburner and scrubber.

Contaminated packaging

Dispose of as unused product.

14. TRANSPORT INFORMATION**DOT (US)**

UN number: 1567 Class: 6.1 (4.1) Packing group: II

Proper shipping name: Beryllium, powder

Reportable Quantity (RQ): 10 lbs

Poison Inhalation Hazard: No

IMDG

UN number: 1567 Class: 6.1 (4.1) Packing group: II EMS-No: F-G, S-G

Proper shipping name: BERYLLIUM POWDER

IATA

UN number: 1567 Class: 6.1 (4.1) Packing group: II

Proper shipping name: Beryllium powder

15. REGULATORY INFORMATION**SARA 302 Components**

No chemicals in this material are subject to the reporting requirements of SARA Title III, Section 302.

SARA 313 Components

The following components are subject to reporting levels established by SARA Title III, Section 313:

	CAS-No.	Revision Date
Berylium foil	7440-41-7	1993-04-24

SARA 311/312 Hazards

Acute Health Hazard, Chronic Health Hazard

Massachusetts Right To Know Components

	CAS-No.	Revision Date
Berylium foil	7440-41-7	1993-04-24

Pennsylvania Right To Know Components

	CAS-No.	Revision Date
Berylium foil	7440-41-7	1993-04-24

	CAS-No.	Revision Date
Berylium foil	7440-41-7	1993-04-24

New Jersey Right To Know Components

	CAS-No.	Revision Date
Berylium foil	7440-41-7	1993-04-24

California Prop. 65 Components

WARNING! This product contains a chemical known to the State of California to cause cancer.

	CAS-No.	Revision Date
Berylium foil	7440-41-7	2008-10-10

16. OTHER INFORMATION

Full text of H-Statements referred to under sections 2 and 3.

Acute Tox.	Acute toxicity
Carc.	Carcinogenicity
Eye Irrit.	Eye irritation
H301	Toxic if swallowed.
H315	Causes skin irritation.
H317	May cause an allergic skin reaction.
H319	Causes serious eye irritation.
H330	Fatal if inhaled.
H335	May cause respiratory irritation.
H350	May cause cancer.
H372	Causes damage to organs through prolonged or repeated exposure.
Skin Irrit.	Skin irritation
Skin Sens.	Skin sensitisation

HMIS Rating

Health hazard:	4
Chronic Health Hazard:	*
Flammability:	0
Physical Hazard	0

NFPA Rating

Health hazard:	4
Fire Hazard:	3
Reactivity Hazard:	3

Further information

Copyright 2016 Sigma-Aldrich Co. LLC. License granted to make unlimited paper copies for internal use only. The above information is believed to be correct but does not purport to be all inclusive and shall be used only as a guide. The information in this document is based on the present state of our knowledge and is applicable to the product with regard to appropriate safety precautions. It does not represent any guarantee of the properties of the product. Sigma-Aldrich Corporation and its Affiliates shall not be held liable for any damage resulting from handling or from contact with the above product. See www.sigma-aldrich.com and/or the reverse side of invoice or packing slip for additional terms and conditions of sale.

Preparation Information
Sigma-Aldrich Corporation
Product Safety – Americas Region
1-800-521-8956

Version: 4.8

Revision Date: 01/11/2018

Print Date: 06/28/2019



Fisher Scientific

Part of Thermo Fisher Scientific

SAFETY DATA SHEET

Creation Date 13-Sep-2013

Revision Date 21-Jul-2015

Revision Number 2

1. Identification

Product Name Chromium

Cat No. : C318-500

Synonyms Chrome

Recommended Use Laboratory chemicals.

Uses advised against No Information available

Details of the supplier of the safety data sheet

Company

Fisher Scientific
One Reagent Lane
Fair Lawn, NJ 07410
Tel: (201) 796-7100

Emergency Telephone Number

CHEMTREC®, Inside the USA: 800-424-9300
CHEMTREC®, Outside the USA: 001-703-527-3887

2. Hazard(s) identification

Classification

This chemical is considered hazardous by the 2012 OSHA Hazard Communication Standard (29 CFR 1910.1200)

Specific target organ toxicity (single exposure) Category 3
Target Organs - Respiratory system.

Label Elements

Signal Word

Warning

Hazard Statements

May cause respiratory irritation



Precautionary Statements

Prevention

Avoid breathing dust/fume/gas/mist/vapors/spray
Use only outdoors or in a well-ventilated area

Inhalation

IF INHALED: Remove victim to fresh air and keep at rest in a position comfortable for breathing
Call a POISON CENTER or doctor/physician if you feel unwell

Storage

Store in a well-ventilated place. Keep container tightly closed
Store locked up

Disposal

Dispose of contents/container to an approved waste disposal plant

Hazards not otherwise classified (HNOC)

Very toxic to aquatic life

3. Composition / information on ingredients

Component	CAS-No	Weight %
Chromium	7440-47-3	>95

4. First-aid measures

General Advice	If symptoms persist, call a physician.
Eye Contact	Rinse immediately with plenty of water, also under the eyelids, for at least 15 minutes. Obtain medical attention.
Skin Contact	Wash off immediately with plenty of water for at least 15 minutes. Obtain medical attention.
Inhalation	Move to fresh air. If breathing is difficult, give oxygen. Obtain medical attention.
Ingestion	Do not induce vomiting. Obtain medical attention.
Most important symptoms/effects Notes to Physician	None reasonably foreseeable. Treat symptomatically

5. Fire-fighting measures

Unsuitable Extinguishing Media	Carbon dioxide (CO ₂)
Flash Point	Not applicable
Method -	No information available
Autoignition Temperature	Not applicable
Explosion Limits	
Upper	No data available
Lower	No data available
Sensitivity to Mechanical Impact	No information available
Sensitivity to Static Discharge	No information available

Specific Hazards Arising from the Chemical

Dust can form an explosive mixture in air. Do not allow run-off from fire fighting to enter drains or water courses.

Hazardous Combustion Products

Chromium oxide

Protective Equipment and Precautions for Firefighters

As in any fire, wear self-contained breathing apparatus pressure-demand, MSHA/NIOSH (approved or equivalent) and full protective gear.

NFPA

Health 2	Flammability 1	Instability 1	Physical hazards N/A
--------------------	--------------------------	-------------------------	--------------------------------

6. Accidental release measures

Personal Precautions	Ensure adequate ventilation. Use personal protective equipment. Avoid dust formation.
Environmental Precautions	Do not flush into surface water or sanitary sewer system. Do not allow material to contaminate ground water system. Prevent product from entering drains. Local authorities should be advised if significant spillages cannot be contained. See Section 12 for additional ecological information. Avoid release to the environment. Collect spillage.
Methods for Containment and Clean Up	Avoid dust formation. Sweep up or vacuum up spillage and collect in suitable container for disposal. Keep in suitable, closed containers for disposal.

7. Handling and storage

Handling	Avoid dust formation. Wear personal protective equipment. Ensure adequate ventilation. Do not get in eyes, on skin, or on clothing. Avoid ingestion and inhalation.
Storage	Keep containers tightly closed in a dry, cool and well-ventilated place. Store under an inert atmosphere.

8. Exposure controls / personal protection

Exposure Guidelines

Component	ACGIH TLV	OSHA PEL	NIOSH IDLH
Chromium	TWA: 0.5 mg/m ³	(Vacated) TWA: 1 mg/m ³ TWA: 1 mg/m ³	IDLH: 250 mg/m ³ TWA: 0.5 mg/m ³

Component	Quebec	Mexico OEL (TWA)	Ontario TWAEV
Chromium	TWA: 0.5 mg/m ³	TWA: 0.5 mg/m ³	TWA: 0.5 mg/m ³

Legend

ACGIH - American Conference of Governmental Industrial Hygienists

OSHA - Occupational Safety and Health Administration

NIOSH IDLH: The National Institute for Occupational Safety and Health Immediately Dangerous to Life or Health

Engineering Measures	Ensure adequate ventilation, especially in confined areas. Ensure that eyewash stations and safety showers are close to the workstation location.
-----------------------------	---

Personal Protective Equipment

Eye/face Protection	Wear appropriate protective eyeglasses or chemical safety goggles as described by OSHA's eye and face protection regulations in 29 CFR 1910.133 or European Standard EN166.
Skin and body protection	Wear appropriate protective gloves and clothing to prevent skin exposure.
Respiratory Protection	Follow the OSHA respirator regulations found in 29 CFR 1910.134 or European Standard EN 149. Use a NIOSH/MSHA or European Standard EN 149 approved respirator if exposure limits are exceeded or if irritation or other symptoms are experienced.
Hygiene Measures	Handle in accordance with good industrial hygiene and safety practice.

9. Physical and chemical properties

Physical State	Powder
Appearance	Silver
Odor	Odorless
Odor Threshold	No information available
pH	No information available
Melting Point/Range	1857.2 °C / 3375 °F

Boiling Point/Range	2640 °C / 4784 °F
Flash Point	Not applicable
Evaporation Rate	Not applicable
Flammability (solid,gas)	No information available
Flammability or explosive limits	
Upper	No data available
Lower	No data available
Vapor Pressure	No information available
Vapor Density	Not applicable
Relative Density	7.2
Solubility	Insoluble in water
Partition coefficient; n-octanol/water	No data available
Autoignition Temperature	Not applicable
Decomposition Temperature	No information available
Viscosity	Not applicable
Molecular Formula	Cr
Molecular Weight	51.996

10. Stability and reactivity

Reactive Hazard	None known, based on information available
Stability	Sensitive to air.
Conditions to Avoid	Incompatible products. Excess heat. Avoid dust formation.
Incompatible Materials	Strong oxidizing agents, Strong acids
Hazardous Decomposition Products	Chromium oxide
Hazardous Polymerization	Hazardous polymerization does not occur.
Hazardous Reactions	None under normal processing.

11. Toxicological information

Acute Toxicity

Component Information **Toxicologically Synergistic** **Products**

No information available

Delayed and immediate effects as well as chronic effects from short and long-term exposure

Irritation	May cause irritation of respiratory tract
Sensitization	No information available
Carcinogenicity	The table below indicates whether each agency has listed any ingredient as a carcinogen.

Component	CAS-No	IARC	NTP	ACGIH	OSHA	Mexico
Chromium	7440-47-3	Not listed	Not listed	Not listed	Not listed	Not listed

Mutagenic Effects	No information available
Reproductive Effects	No information available.
Developmental Effects	No information available.
Teratogenicity	No information available.
STOT - single exposure	Respiratory system
STOT - repeated exposure	None known

Aspiration hazard No information available

Symptoms / effects, both acute and delayed No information available

Endocrine Disruptor Information No information available

Other Adverse Effects The toxicological properties have not been fully investigated. See actual entry in RTECS for complete information.

12. Ecological information

Ecotoxicity

The product contains following substances which are hazardous for the environment. Very toxic to aquatic organisms.

Component	Freshwater Algae	Freshwater Fish	Microtox	Water Flea
Chromium	Not listed	LC50: 14.3 mg/l/96 H (Pimephales promelas)	Not listed	EC50: 0.07 mg/l/48 H

Persistence and Degradability Insoluble in water
Bioaccumulation/ Accumulation No information available.

Mobility Is not likely mobile in the environment due its low water solubility.

13. Disposal considerations

Waste Disposal Methods Chemical waste generators must determine whether a discarded chemical is classified as a hazardous waste. Chemical waste generators must also consult local, regional, and national hazardous waste regulations to ensure complete and accurate classification.

14. Transport information

DOT

UN-No UN3077
Proper Shipping Name ENVIRONMENTALLY HAZARDOUS SUBSTANCES, SOLID, N.O.S.
Proper technical name Chromium
Hazard Class 9
Packing Group III

TDG

Not regulated
UN-No UN3077
Proper Shipping Name ENVIRONMENTALLY HAZARDOUS SUBSTANCES, SOLID, N.O.S.
Hazard Class 9
Packing Group III

IATA

UN-No UN3077
Proper Shipping Name Environmentally hazardous substance, solid, n.o.s
Hazard Class 9
Packing Group III

IMDG/IMO

UN-No UN3077
Proper Shipping Name Environmentally hazardous substance, solid, n.o.s
Hazard Class 9
Packing Group III

15. Regulatory information

International Inventories

Component	TSCA	DSL	NDSL	EINECS	ELINCS	NLP	PICCS	ENCS	AICS	IECSC	KECL
Chromium	X	X	-	231-157-5	-		X	-	X	X	X

Legend:

X - Listed

E - Indicates a substance that is the subject of a Section 5(e) Consent order under TSCA.

F - Indicates a substance that is the subject of a Section 5(f) Rule under TSCA.

N - Indicates a polymeric substance containing no free-radical initiator in its inventory name but is considered to cover the designated polymer made with any free-radical initiator regardless of the amount used.

P - Indicates a commenced PMN substance

R - Indicates a substance that is the subject of a Section 6 risk management rule under TSCA.

S - Indicates a substance that is identified in a proposed or final Significant New Use Rule

T - Indicates a substance that is the subject of a Section 4 test rule under TSCA.

XU - Indicates a substance exempt from reporting under the Inventory Update Rule, i.e. Partial Updating of the TSCA Inventory Data Base Production and Site Reports (40 CFR 710(B)).

Y1 - Indicates an exempt polymer that has a number-average molecular weight of 1,000 or greater.

Y2 - Indicates an exempt polymer that is a polyester and is made only from reactants included in a specified list of low concern reactants that comprises one of the eligibility criteria for the exemption rule.

U.S. Federal Regulations

TSCA 12(b) Not applicable

SARA 313

Component	CAS-No	Weight %	SARA 313 - Threshold Values %
Chromium	7440-47-3	>95	1.0

SARA 311/312 Hazardous Categorization

Acute Health Hazard	Yes
Chronic Health Hazard	No
Fire Hazard	No
Sudden Release of Pressure Hazard	No
Reactive Hazard	No

Clean Water Act

Component	CWA - Hazardous Substances	CWA - Reportable Quantities	CWA - Toxic Pollutants	CWA - Priority Pollutants
Chromium	-	-	X	X

Clean Air Act

Component	HAPS Data	Class 1 Ozone Depletors	Class 2 Ozone Depletors
Chromium	X		-

OSHA Occupational Safety and Health Administration

Not applicable

CERCLA

Not applicable

Component	Hazardous Substances RQs	CERCLA EHS RQs
Chromium	5000 lb 10 lb	-

California Proposition 65 This product does not contain any Proposition 65 chemicals

State Right-to-Know

Component	Massachusetts	New Jersey	Pennsylvania	Illinois	Rhode Island
Chromium	X	X	X	X	X

U.S. Department of Transportation

Reportable Quantity (RQ):	N
DOT Marine Pollutant	N
DOT Severe Marine Pollutant	N

U.S. Department of Homeland Security

This product does not contain any DHS chemicals.

Other International Regulations

Mexico - Grade No information available

Canada

This product has been classified in accordance with the hazard criteria of the Controlled Products Regulations (CPR) and the MSDS contains all the information required by the CPR

WHMIS Hazard Class D2B Toxic materials



16. Other information

Prepared By Regulatory Affairs
Thermo Fisher Scientific
Email: EMSDS.RA@thermofisher.com

Creation Date 13-Sep-2013

Revision Date 21-Jul-2015

Print Date 21-Jul-2015

Revision Summary This document has been updated to comply with the US OSHA HazCom 2012 Standard replacing the current legislation under 29 CFR 1910.1200 to align with the Globally Harmonized System of Classification and Labeling of Chemicals (GHS)

Disclaimer

The information provided on this Safety Data Sheet is correct to the best of our knowledge, information and belief at the date of its publication. The information given is designed only as a guide for safe handling, use, processing, storage, transportation, disposal and release and is not to be considered as a warranty or quality specification. The information relates only to the specific material designated and may not be valid for such material used in combination with any other material or in any process, unless specified in the text.

End of SDS

SAFETY DATA SHEET

Version 6.1
Revision Date 03/12/2019
Print Date 06/22/2019

SECTION 1: Identification of the substance/mixture and of the company/undertaking**1.1 Product identifiers**

Product name : Copper

Product Number : 31284
Brand : Aldrich
CAS-No. : 7440-50-8

1.2 Relevant identified uses of the substance or mixture and uses advised against

Identified uses : Laboratory chemicals, Synthesis of substances

1.3 Details of the supplier of the safety data sheet

Company : Sigma-Aldrich Inc.
3050 Spruce Street
ST. LOUIS MO 63103
UNITED STATES

Telephone : +1 314 771-5765
Fax : +1 800 325-5052

1.4 Emergency telephone number

Emergency Phone # : +1-703-527-3887

SECTION 2: Hazards identification**2.1 Classification of the substance or mixture**

Not a hazardous substance or mixture.

2.2 GHS Label elements, including precautionary statements

Not a hazardous substance or mixture.

2.3 Hazards not otherwise classified (HNOC) or not covered by GHS - none**SECTION 3: Composition/information on ingredients****3.1 Substances**

Formula : Cu
Molecular weight : 63.55 g/mol
CAS-No. : 7440-50-8
EC-No. : 231-159-6

Component	Classification	Concentration
-----------	----------------	---------------

Copper,		
		<= 100 %

SECTION 4: First aid measures

4.1 Description of first aid measures

If inhaled

If breathed in, move person into fresh air. If not breathing, give artificial respiration.

In case of skin contact

Wash off with soap and plenty of water.

In case of eye contact

Flush eyes with water as a precaution.

If swallowed

Never give anything by mouth to an unconscious person. Rinse mouth with water.

4.2 Most important symptoms and effects, both acute and delayed

The most important known symptoms and effects are described in the labelling (see section 2.2) and/or in section 11

4.3 Indication of any immediate medical attention and special treatment needed

No data available

SECTION 5: Firefighting measures

5.1 Extinguishing media

Suitable extinguishing media

Use water spray, alcohol-resistant foam, dry chemical or carbon dioxide.

5.2 Special hazards arising from the substance or mixture

Copper oxides

5.3 Advice for firefighters

Wear self-contained breathing apparatus for firefighting if necessary.

5.4 Further information

No data available

SECTION 6: Accidental release measures

6.1 Personal precautions, protective equipment and emergency procedures

Avoid dust formation. Avoid breathing vapours, mist or gas.
For personal protection see section 8.

6.2 Environmental precautions

No special environmental precautions required.

6.3 Methods and materials for containment and cleaning up

Sweep up and shovel. Keep in suitable, closed containers for disposal.

6.4 Reference to other sections

For disposal see section 13.

SECTION 7: Handling and storage

7.1 Precautions for safe handling

Further processing of solid materials may result in the formation of combustible dusts. The potential for combustible dust formation should be taken into consideration before additional processing occurs.

Provide appropriate exhaust ventilation at places where dust is formed.

For precautions see section 2.2.

7.2 Conditions for safe storage, including any incompatibilities

Keep container tightly closed in a dry and well-ventilated place.

Store under inert gas. Air sensitive.

Storage class (TRGS 510): 13: Non Combustible Solids

7.3 Specific end use(s)

Apart from the uses mentioned in section 1.2 no other specific uses are stipulated

SECTION 8: Exposure controls/personal protection

8.1 Control parameters

Components with workplace control parameters

Component	CAS-No.	Value	Control parameters	Basis
Copper,	7440-50-8	TWA	1 mg/m ³	USA. ACGIH Threshold Limit Values (TLV)
	Remarks	Irritation Gastrointestinal metal fume fever		
		TWA	0.2 mg/m ³	USA. ACGIH Threshold Limit Values (TLV)
		Irritation Gastrointestinal metal fume fever		

		TWA	1 mg/m ³	USA. NIOSH Recommended Exposure Limits
		TWA	1 mg/m ³	USA. NIOSH Recommended Exposure Limits
		TWA	1 mg/m ³	USA. Occupational Exposure Limits (OSHA) - Table Z-1 Limits for Air Contaminants
		TWA	0.1 mg/m ³	USA. Occupational Exposure Limits (OSHA) - Table Z-1 Limits for Air Contaminants
		PEL	0.1 mg/m ³	California permissible exposure limits for chemical contaminants (Title 8, Article 107)

8.2 Exposure controls

Appropriate engineering controls

General industrial hygiene practice.

Personal protective equipment

Eye/face protection

Use equipment for eye protection tested and approved under appropriate government standards such as NIOSH (US) or EN 166(EU).

Skin protection

Handle with gloves. Gloves must be inspected prior to use. Use proper glove removal technique (without touching glove's outer surface) to avoid skin contact with this product. Dispose of contaminated gloves after use in accordance with applicable laws and good laboratory practices. Wash and dry hands.

Full contact

Material: Nitrile rubber

Minimum layer thickness: 0.11 mm

Break through time: 480 min

Material tested: Dermatril® (KCL 740 / Aldrich Z677272, Size M)

Splash contact

Material: Nitrile rubber

Minimum layer thickness: 0.11 mm

Break through time: 480 min

Material tested: Dermatril® (KCL 740 / Aldrich Z677272, Size M)

data source: KCL GmbH, D-36124 Eichenzell, phone +49 (0)6659 87300, e-mail sales@kcl.de, test method: EN374

If used in solution, or mixed with other substances, and under conditions which differ from EN 374, contact the supplier of the CE approved gloves. This recommendation is advisory only and must be evaluated by an industrial hygienist and safety officer familiar with the specific situation of anticipated use by our customers. It should not be construed as offering an approval for any specific use scenario.

Body Protection

Choose body protection in relation to its type, to the concentration and amount of dangerous substances, and to the specific work-place., The type of protective equipment must be selected according to the concentration and amount of the dangerous substance at the specific workplace.

Respiratory protection

Respiratory protection is not required. Where protection from nuisance levels of dusts are desired, use type N95 (US) or type P1 (EN 143) dust masks. Use respirators and components tested and approved under appropriate government standards such as NIOSH (US) or CEN (EU).

Control of environmental exposure

No special environmental precautions required.

SECTION 9: Physical and chemical properties

9.1 Information on basic physical and chemical properties

- | | |
|---|--|
| a) Appearance | Form: Wire
Colour: light red |
| b) Odour | No data available |
| c) Odour Threshold | No data available |
| d) pH | No data available |
| e) Melting point/freezing point | Melting point/range: 1,083.4 °C (1,982.1 °F) |
| f) Initial boiling point and boiling range | 2,567 °C 4,653 °F |
| g) Flash point | ()No data available |
| h) Evaporation rate | No data available |
| i) Flammability (solid, gas) | No data available |
| j) Upper/lower flammability or explosive limits | No data available |
| k) Vapour pressure | No data available |
| l) Vapour density | No data available |
| m) Relative density | 8.940 g/cm ³ |
| n) Water solubility | No data available |
| o) Partition coefficient: n-octanol/water | No data available |
| p) Auto-ignition temperature | No data available |
| q) Decomposition temperature | No data available |
| r) Viscosity | No data available |
| s) Explosive properties | No data available |
| t) Oxidizing properties | No data available |

9.2 Other safety information

No data available

SECTION 10: Stability and reactivity

10.1 Reactivity

No data available

10.2 Chemical stability

Stable under recommended storage conditions.

10.3 Possibility of hazardous reactions

No data available

10.4 Conditions to avoid

No data available

10.5 Incompatible materials

Strong acids, Strong oxidizing agents, Acid chlorides, Halogens

10.6 Hazardous decomposition products

Other decomposition products - No data available

Hazardous decomposition products formed under fire conditions. - Copper oxides

In the event of fire: see section 5

SECTION 11: Toxicological information

11.1 Information on toxicological effects

Acute toxicity

No data available

Inhalation: No data available

Dermal: No data available

LD50 Intraperitoneal - Mouse - 3.5 mg/kg

Skin corrosion/irritation

No data available

Serious eye damage/eye irritation

No data available

Respiratory or skin sensitisation

No data available

Germ cell mutagenicity

No data available

Carcinogenicity

IARC: No component of this product present at levels greater than or equal to 0.1% is identified as probable, possible or confirmed human carcinogen by IARC.

NTP: No component of this product present at levels greater than or equal to 0.1% is identified as a known or anticipated carcinogen by NTP.

OSHA: No component of this product present at levels greater than or equal to 0.1% is on OSHA's list of regulated carcinogens.

Reproductive toxicity

No data available

No data available

Specific target organ toxicity - single exposure

No data available

Specific target organ toxicity - repeated exposure

No data available

Aspiration hazard

No data available

Additional Information

RTECS: GL5325000

To the best of our knowledge, the chemical, physical, and toxicological properties have not been thoroughly investigated.

SECTION 12: Ecological information**12.1 Toxicity**

No data available

12.2 Persistence and degradability

The methods for determining biodegradability are not applicable to inorganic substances.

12.3 Bioaccumulative potential

No data available

12.4 Mobility in soil

No data available

12.5 Results of PBT and vPvB assessment

PBT/vPvB assessment not available as chemical safety assessment not required/not conducted

12.6 Other adverse effects

SECTION 13: Disposal considerations**13.1 Waste treatment methods****Product**

Offer surplus and non-recyclable solutions to a licensed disposal company.

Contaminated packaging

Dispose of as unused product.

SECTION 14: Transport information**DOT (US)**

Not dangerous goods

IMDG

Not dangerous goods

IATA

Not dangerous goods

SECTION 15: Regulatory information**SARA 302 Components**

No chemicals in this material are subject to the reporting requirements of SARA Title III, Section 302.

SARA 313 Components

This material does not contain any chemical components with known CAS numbers that exceed the threshold (De Minimis) reporting levels established by SARA Title III, Section 313.

SARA 311/312 Hazards

No SARA Hazards

Massachusetts Right To Know Components

No components are subject to the Massachusetts Right to Know Act.

Pennsylvania Right To Know Components

Copper,	CAS-No. 7440-50-8	Revision Date 1993-02-16
---------	----------------------	-----------------------------

Copper,	CAS-No. 7440-50-8	Revision Date 1993-02-16
---------	----------------------	-----------------------------

New Jersey Right To Know Components

Copper,	CAS-No. 7440-50-8	Revision Date 1993-02-16
---------	----------------------	-----------------------------

California Prop. 65 Components

This product does not contain any chemicals known to State of California to cause cancer, birth defects, or any other reproductive harm.

SECTION 16: Other information**Further information**

Copyright 2018 Sigma-Aldrich Co. LLC. License granted to make unlimited paper copies for internal use only.

The above information is believed to be correct but does not purport to be all inclusive and shall be used only as a guide. The information in this document is based on the present state of our knowledge and is applicable to the product with regard to appropriate safety precautions. It does not represent any guarantee of the properties of the product. Sigma-Aldrich Corporation and its Affiliates shall not be held liable for any damage resulting from handling or from contact with the above product. See www.sigma-aldrich.com and/or the reverse side of invoice or packing slip for additional terms and conditions of sale.

The branding on the header and/or footer of this document may temporarily not visually match the product purchased as we transition our branding. However, all of the information in the document regarding the product remains unchanged and matches the product ordered. For further information please contact mlsbranding@sial.com.

Version: 6.1

Revision Date: 03/12/2019

Print Date: 06/22/2019

SDS preview

ETHYLBENZENE

DANGER

100-41-4

by Fisher Scientific

Synonyms

Aethylbenzol [German], Benzene, ethyl-, CCRIS 916, Etilbenzene, Etylobenzen [Polish], Phenylethane, UNII-L5I45M5G0O, Aethylbenzol, A13-09057, EC 202-849-4, Ethyl benzene, Ethylbenzeen, Ethylbenzeen [Dutch], Etilbenzene [Italian], Etylobenzen, HSDB 84, Ethylbenzene, Ethylbenzol, EB, EINECS 202-849-4, NCI-C56393, NSC 406903

Hazard statements

Harmful if inhaled

Highly flammable liquid and vapour

May be fatal if swallowed and enters airways

May cause damage to organs through prolonged or repeated exposure

May cause drowsiness or dizziness

May cause respiratory irritation

Suspected of causing cancer

Precautions

Obtain special instructions before use

Do not handle until all safety precautions have been read and understood

Use personal protective equipment as required

Use only outdoors or in a well-ventilated area

Keep container tightly closed

Ground/bond container and receiving equipment

Use only non-sparking tools

Take precautionary measures against static discharge

Keep cool
Do NOT induce vomiting
Store locked up

Hazard category

Acute toxicity, inhalation, Aspiration hazard, Carcinogenicity, Flammable liquids, Specific target organ toxicity, repeated exposure, Specific target organ toxicity, single exposure; Narcotic effects, Specific target organ toxicity, single exposure; Respiratory tract irritation



2000200020002000¶m1=ZmRwLjFfMDUyNjEwMDNORQ==&unique=1527865145)

The information contained herein is based on data compiled from the chemical components of the (M)SDS and may not accurately represent the safety hazards for the product. Only the manufacturer of the product can make actual representations about the hazard profile of a chemical product. No warranty is expressed or implied regarding the accuracy of these data or the results to be obtained from the use thereof.

© 2017 Chemical Safety Software

SAFETY DATA SHEET

Version 6.1
 Revision Date 07/17/2018
 Print Date 06/28/2019

1. PRODUCT AND COMPANY IDENTIFICATION

1.1 Product identifiers

Product name : Indeno[1,2,3-*cd*]pyrene

Product Number : 48499

Brand : Supelco

CAS-No. : 193-39-5

1.2 Relevant identified uses of the substance or mixture and uses advised against

Identified uses : Laboratory chemicals, Synthesis of substances

1.3 Details of the supplier of the safety data sheet

Company : Sigma-Aldrich Inc.
 3050 Spruce Street
 ST. LOUIS MO 63103
 UNITED STATES

Telephone : +1 314 771-5765

Fax : +1 800 325-5052

1.4 Emergency telephone number

Emergency Phone # : +1-703-527-3887

2. HAZARDS IDENTIFICATION

2.1 Classification of the substance or mixture

GHS Classification in accordance with 29 CFR 1910 (OSHA HCS)

Carcinogenicity (Category 2), H351

For the full text of the H-Statements mentioned in this Section, see Section 16.

2.2 GHS Label elements, including precautionary statements

Pictogram



Signal word : Warning

Hazard statement(s)
 H351 : Suspected of causing cancer.

Precautionary statement(s)
 P201 : Obtain special instructions before use.
 P202 : Do not handle until all safety precautions have been read and understood.
 P281 : Use personal protective equipment as required.
 P308 + P313 : IF exposed or concerned: Get medical advice/ attention.
 P405 : Store locked up.

2.3 Hazards not otherwise classified (HNOC) or not covered by GHS - none**3. COMPOSITION/INFORMATION ON INGREDIENTS****3.1 Substances**

Formula	:	C ₂₂ H ₁₂
Molecular weight	:	276.33 g/mol
CAS-No.	:	193-39-5
EC-No.	:	205-893-2

Hazardous components

Component	Classification	Concentration
Indeno[1,2,3-cd]pyrene		
	Carc. 2; H351	<= 100 %

For the full text of the H-Statements mentioned in this Section, see Section 16.

4. FIRST AID MEASURES**4.1 Description of first aid measures****General advice**

Consult a physician. Show this safety data sheet to the doctor in attendance. Move out of dangerous area.

If inhaled

If breathed in, move person into fresh air. If not breathing, give artificial respiration. Consult a physician.

In case of skin contact

Wash off with soap and plenty of water. Consult a physician.

In case of eye contact

Flush eyes with water as a precaution.

If swallowed

Never give anything by mouth to an unconscious person. Rinse mouth with water. Consult a physician.

4.2 Most important symptoms and effects, both acute and delayed

The most important known symptoms and effects are described in the labelling (see section 2.2) and/or in section 11

4.3 Indication of any immediate medical attention and special treatment needed

No data available

5. FIREFIGHTING MEASURES**5.1 Extinguishing media****Suitable extinguishing media**

Use water spray, alcohol-resistant foam, dry chemical or carbon dioxide.

5.2 Special hazards arising from the substance or mixture

Carbon oxides

5.3 Advice for firefighters

Wear self-contained breathing apparatus for firefighting if necessary.

5.4 Further information

No data available

6. ACCIDENTAL RELEASE MEASURES**6.1 Personal precautions, protective equipment and emergency procedures**

Use personal protective equipment. Avoid dust formation. Avoid breathing vapours, mist or gas. Ensure adequate ventilation. Evacuate personnel to safe areas. Avoid breathing dust.

For personal protection see section 8.

6.2 Environmental precautions

Prevent further leakage or spillage if safe to do so. Do not let product enter drains.

6.3 Methods and materials for containment and cleaning up

Pick up and arrange disposal without creating dust. Sweep up and shovel. Keep in suitable, closed containers for disposal.

6.4 Reference to other sections

For disposal see section 13.

7. HANDLING AND STORAGE

7.1 Precautions for safe handling

Avoid contact with skin and eyes. Avoid formation of dust and aerosols. Further processing of solid materials may result in the formation of combustible dusts. The potential for combustible dust formation should be taken into consideration before additional processing occurs.

Provide appropriate exhaust ventilation at places where dust is formed.

For precautions see section 2.2.

7.2 Conditions for safe storage, including any incompatibilities

Keep container tightly closed in a dry and well-ventilated place.

Store at room temperature.

Storage class (TRGS 510): 13: Non Combustible Solids

7.3 Specific end use(s)

Apart from the uses mentioned in section 1.2 no other specific uses are stipulated

8. EXPOSURE CONTROLS/PERSONAL PROTECTION

8.1 Control parameters

Components with workplace control parameters

Contains no substances with occupational exposure limit values.

Hazardous components without workplace control parameters

Biological occupational exposure limits

Component	CAS-No.	Parameters	Value	Biological specimen	Basis
Indeno[1,2,3-cd]pyrene	193-39-5	1-Hydroxypyrene		Urine	ACGIH - Biological Exposure Indices (BEI)
	Remarks	End of shift at end of workweek			

8.2 Exposure controls

Appropriate engineering controls

Handle in accordance with good industrial hygiene and safety practice. Wash hands before breaks and at the end of workday.

Personal protective equipment

Eye/face protection

Safety glasses with side-shields conforming to EN166 Use equipment for eye protection tested and approved under appropriate government standards such as NIOSH (US) or EN 166(EU).

Skin protection

Handle with gloves. Gloves must be inspected prior to use. Use proper glove removal technique (without touching glove's outer surface) to avoid skin contact with this product. Dispose of contaminated gloves after use in accordance with applicable laws and good laboratory practices. Wash and dry hands.

Body Protection

Impervious clothing, The type of protective equipment must be selected according to the concentration and amount of the dangerous substance at the specific workplace.

Respiratory protection

Where risk assessment shows air-purifying respirators are appropriate use a full-face particle respirator type N100 (US) or type P3 (EN 143) respirator cartridges as a backup to engineering controls. If the respirator is the sole means of protection, use a full-face supplied air respirator. Use respirators and components tested and approved under appropriate government standards such as NIOSH (US) or CEN (EU).

Control of environmental exposure

Prevent further leakage or spillage if safe to do so. Do not let product enter drains.

9. PHYSICAL AND CHEMICAL PROPERTIES

9.1 Information on basic physical and chemical properties

a) Appearance	Form: solid
b) Odour	No data available
c) Odour Threshold	No data available
d) pH	No data available
e) Melting point/freezing point	163.6 °C (326.5 °F)
f) Initial boiling point and boiling range	536.0 °C (996.8 °F)
g) Flash point	No data available
h) Evaporation rate	No data available
i) Flammability (solid, gas)	No data available
j) Upper/lower flammability or explosive limits	No data available
k) Vapour pressure	No data available
l) Vapour density	No data available
m) Relative density	No data available
n) Water solubility	No data available
o) Partition coefficient: n-octanol/water	No data available
p) Auto-ignition temperature	No data available
q) Decomposition temperature	No data available
r) Viscosity	No data available
s) Explosive properties	No data available
t) Oxidizing properties	No data available

9.2 Other safety information

No data available

10. STABILITY AND REACTIVITY

10.1 Reactivity

No data available

10.2 Chemical stability

Stable under recommended storage conditions.

10.3 Possibility of hazardous reactions

No data available

10.4 Conditions to avoid

No data available

10.5 Incompatible materials

Strong oxidizing agents

10.6 Hazardous decomposition products

Hazardous decomposition products formed under fire conditions. - Carbon oxides

Other decomposition products - No data available

In the event of fire: see section 5

11. TOXICOLOGICAL INFORMATION

11.1 Information on toxicological effects

Acute toxicity

No data available

Inhalation: No data available

Dermal: No data available

No data available

Skin corrosion/irritation

No data available

Serious eye damage/eye irritation

No data available

Respiratory or skin sensitisation

No data available

Germ cell mutagenicity

No data available

Carcinogenicity

This product is or contains a component that has been reported to be possibly carcinogenic based on its IARC, ACGIH, NTP, or EPA classification.

Limited evidence of carcinogenicity in animal studies

IARC: 2B - Group 2B: Possibly carcinogenic to humans (Indeno[1,2,3-cd]pyrene)

NTP: RAHC - Reasonably anticipated to be a human carcinogen (Indeno[1,2,3-cd]pyrene)

OSHA: No component of this product present at levels greater than or equal to 0.1% is on OSHA's list of regulated carcinogens.

Reproductive toxicity

No data available

No data available

Specific target organ toxicity - single exposure

No data available

Specific target organ toxicity - repeated exposure

No data available

Aspiration hazard

No data available

Additional Information

RTECS: Not available

To the best of our knowledge, the chemical, physical, and toxicological properties have not been thoroughly investigated.

12. ECOLOGICAL INFORMATION

12.1 Toxicity

No data available

12.2 Persistence and degradability

No data available

12.3 Bioaccumulative potential

No data available

12.4 Mobility in soil

No data available(Indeno[1,2,3-cd]pyrene)

12.5 Results of PBT and vPvB assessment

PBT/vPvB assessment not available as chemical safety assessment not required/not conducted

12.6 Other adverse effects

No data available

13. DISPOSAL CONSIDERATIONS**13.1 Waste treatment methods****Product**

Offer surplus and non-recyclable solutions to a licensed disposal company. Contact a licensed professional waste disposal service to dispose of this material. Dissolve or mix the material with a combustible solvent and burn in a chemical incinerator equipped with an afterburner and scrubber.

Contaminated packaging

Dispose of as unused product.

14. TRANSPORT INFORMATION**DOT (US)**

Not dangerous goods

IMDG

Not dangerous goods

IATA

Not dangerous goods

15. REGULATORY INFORMATION**SARA 302 Components**

No chemicals in this material are subject to the reporting requirements of SARA Title III, Section 302.

SARA 313 Components

This material does not contain any chemical components with known CAS numbers that exceed the threshold (De Minimis) reporting levels established by SARA Title III, Section 313.

SARA 311/312 Hazards

Chronic Health Hazard

Massachusetts Right To Know Components

	CAS-No.	Revision Date
Indeno[1,2,3-cd]pyrene	193-39-5	1993-04-24

Pennsylvania Right To Know Components

	CAS-No.	Revision Date
Indeno[1,2,3-cd]pyrene	193-39-5	1993-04-24

	CAS-No.	Revision Date
Indeno[1,2,3-cd]pyrene	193-39-5	1993-04-24

New Jersey Right To Know Components

	CAS-No.	Revision Date
Indeno[1,2,3-cd]pyrene	193-39-5	1993-04-24

California Prop. 65 Components

	CAS-No.	Revision Date
WARNING! This product contains a chemical known to the State of California to cause cancer. Indeno[1,2,3-cd]pyrene	193-39-5	2007-09-28

16. OTHER INFORMATION

Full text of H-Statements referred to under sections 2 and 3.

H351 Suspected of causing cancer.

Further information

Copyright 2016 Sigma-Aldrich Co. LLC. License granted to make unlimited paper copies for internal use only. The above information is believed to be correct but does not purport to be all inclusive and shall be used only as a guide. The information in this document is based on the present state of our knowledge and is applicable to the product with regard to appropriate safety precautions. It does not represent any guarantee of the properties of the product. Sigma-Aldrich Corporation and its Affiliates shall not be held liable for any damage resulting from handling or from contact with the above product. See www.sigma-aldrich.com and/or the reverse side of invoice or packing slip for additional terms and conditions of sale.

Preparation Information

Sigma-Aldrich Corporation
Product Safety – Americas Region
1-800-521-8956

Version: 6.1

Revision Date: 07/17/2018

Print Date: 06/28/2019

SAFETY DATA SHEET

according to Regulation (EC) No. 1907/2006

Version 6.0 Revision Date 10.11.2016

Print Date 17.07.2019

GENERIC EU MSDS - NO COUNTRY SPECIFIC DATA - NO OEL DATA

SECTION 1: Identification of the substance/mixture and of the company/undertaking

1.1 Product identifiers

Product name : Iron Metal Clinical

Product Number : NIST937

Brand : Sigma-Aldrich

REACH No. : A registration number is not available for this substance as the substance or its uses are exempted from registration, the annual tonnage does not require a registration or the registration is envisaged for a later registration deadline.

1.2 Relevant identified uses of the substance or mixture and uses advised against

Identified uses : Laboratory chemicals, Manufacture of substances

1.3 Details of the supplier of the safety data sheet

Company : Sigma-Aldrich Inc.
3050 Spruce Street
ST. LOUIS MO 63103
UNITED STATES

Telephone : +1 314 771-5765

Fax : +1 800 325-5052

1.4 Emergency telephone number

Emergency Phone # : +1-703-527-3887

SECTION 2: Hazards identification

2.1 Classification of the substance or mixture

2.2 Label elements

2.3 Other hazards - none

SECTION 3: Composition/information on ingredients

SECTION 4: First aid measures

4.1 Description of first aid measures

No data available

4.2 Most important symptoms and effects, both acute and delayed

The most important known symptoms and effects are described in the labelling (see section 2.2) and/or in section 11

4.3 Indication of any immediate medical attention and special treatment needed

No data available

SECTION 5: Firefighting measures

- 5.1 **Extinguishing media**
No data available
- 5.2 **Special hazards arising from the substance or mixture**
No data available
- 5.3 **Advice for firefighters**
No data available
- 5.4 **Further information**
No data available

SECTION 6: Accidental release measures

- 6.1 **Personal precautions, protective equipment and emergency procedures**
For personal protection see section 8.
- 6.2 **Environmental precautions**
No data available
- 6.3 **Methods and materials for containment and cleaning up**
No data available
- 6.4 **Reference to other sections**
For disposal see section 13.

SECTION 7: Handling and storage

- 7.1 **Precautions for safe handling**
For precautions see section 2.2.
- 7.2 **Conditions for safe storage, including any incompatibilities**
No data available
- 7.3 **Specific end use(s)**
Apart from the uses mentioned in section 1.2 no other specific uses are stipulated

SECTION 8: Exposure controls/personal protection

- 8.1 **Control parameters**
- 8.2 **Exposure controls**
No data available

SECTION 9: Physical and chemical properties

- 9.1 **Information on basic physical and chemical properties**
 - a) Appearance No data available
 - b) Odour No data available
 - c) Odour Threshold No data available
 - d) pH No data available
 - e) Melting point/freezing point No data available
 - f) Initial boiling point and boiling range No data available
 - g) Flash point No data available
 - h) Evaporation rate No data available
 - i) Flammability (solid, gas) No data available

j)	Upper/lower flammability or explosive limits	No data available
k)	Vapour pressure	No data available
l)	Vapour density	No data available
m)	Relative density	No data available
n)	Water solubility	No data available
o)	Partition coefficient: n-octanol/water	No data available
p)	Auto-ignition temperature	No data available
q)	Decomposition temperature	No data available
r)	Viscosity	No data available
s)	Explosive properties	No data available
t)	Oxidizing properties	No data available

9.2 Other safety information

No data available

SECTION 10: Stability and reactivity

10.1 Reactivity

No data available

10.2 Chemical stability

No data available

10.3 Possibility of hazardous reactions

No data available

10.4 Conditions to avoid

No data available

10.5 Incompatible materials

No data available

10.6 Hazardous decomposition products

In the event of fire: see section 5

SECTION 11: Toxicological information

11.1 Information on toxicological effects

Acute toxicity

Skin corrosion/irritation

Serious eye damage/eye irritation

Respiratory or skin sensitisation

Germ cell mutagenicity

SAFETY DATA SHEET

Version 6.0
Revision Date 05/26/2018
Print Date 06/29/2019

1. PRODUCT AND COMPANY IDENTIFICATION**1.1 Product identifiers**

Product name : Cumene

Product Number : C87657
Brand : Aldrich
Index-No. : 601-024-00-X

CAS-No. : 98-82-8

1.2 Relevant identified uses of the substance or mixture and uses advised against

Identified uses : Laboratory chemicals, Synthesis of substances

1.3 Details of the supplier of the safety data sheet

Company : Sigma-Aldrich Inc.
3050 Spruce Street
ST. LOUIS MO 63103
UNITED STATES

Telephone : +1 314 771-5765
Fax : +1 800 325-5052

1.4 Emergency telephone number

Emergency Phone # : +1-703-527-3887

2. HAZARDS IDENTIFICATION**2.1 Classification of the substance or mixture****GHS Classification in accordance with 29 CFR 1910 (OSHA HCS)**

Flammable liquids (Category 3), H226

Carcinogenicity (Category 2), H351

Specific target organ toxicity - single exposure (Category 3), Respiratory system, H335

Aspiration hazard (Category 1), H304

Acute aquatic toxicity (Category 2), H401

Chronic aquatic toxicity (Category 2), H411

For the full text of the H-Statements mentioned in this Section, see Section 16.

2.2 GHS Label elements, including precautionary statements

Pictogram



Signal word	Danger
Hazard statement(s)	
H226	Flammable liquid and vapour.
H304	May be fatal if swallowed and enters airways.
H335	May cause respiratory irritation.
H351	Suspected of causing cancer.
H411	Toxic to aquatic life with long lasting effects.
Precautionary statement(s)	
P201	Obtain special instructions before use.
P202	Do not handle until all safety precautions have been read and understood.
P210	Keep away from heat/sparks/open flames/hot surfaces. No smoking.
P233	Keep container tightly closed.
P240	Ground/bond container and receiving equipment.
P241	Use explosion-proof electrical/ ventilating/ lighting equipment.
P242	Use only non-sparking tools.
P243	Take precautionary measures against static discharge.
P261	Avoid breathing dust/ fume/ gas/ mist/ vapours/ spray.
P271	Use only outdoors or in a well-ventilated area.
P273	Avoid release to the environment.
P280	Wear protective gloves/ protective clothing/ eye protection/ face protection.
P301 + P310	IF SWALLOWED: Immediately call a POISON CENTER/doctor.
P303 + P361 + P353	IF ON SKIN (or hair): Take off immediately all contaminated clothing. Rinse skin with water/shower.
P304 + P340 + P312	IF INHALED: Remove person to fresh air and keep comfortable for breathing. Call a POISON CENTER/doctor if you feel unwell.
P308 + P313	IF exposed or concerned: Get medical advice/ attention.
P331	Do NOT induce vomiting.
P370 + P378	In case of fire: Use dry sand, dry chemical or alcohol-resistant foam to extinguish.
P391	Collect spillage.
P403 + P233	Store in a well-ventilated place. Keep container tightly closed.
P403 + P235	Store in a well-ventilated place. Keep cool.
P405	Store locked up.
P501	Dispose of contents/ container to an approved waste disposal plant.

2.3 Hazards not otherwise classified (HNOC) or not covered by GHS

May form explosive peroxides.

3. COMPOSITION/INFORMATION ON INGREDIENTS

3.1 Substances

Synonyms : Isopropylbenzene

Molecular weight : 120.19 g/mol
CAS-No. : 98-82-8
EC-No. : 202-704-5
Index-No. : 601-024-00-X

Hazardous components

Component	Classification	Concentration
Cumene		
	Flam. Liq. 3; Carc. 2; STOT SE 3; Asp. Tox. 1; Aquatic Acute 2; Aquatic Chronic 2; H226, H304, H335, H351, H411	<= 100 %

For the full text of the H-Statements mentioned in this Section, see Section 16.

4. FIRST AID MEASURES

4.1 Description of first aid measures

General advice

Consult a physician. Show this safety data sheet to the doctor in attendance. Move out of dangerous area.

If inhaled

If breathed in, move person into fresh air. If not breathing, give artificial respiration. Consult a physician.

In case of skin contact

Wash off with soap and plenty of water. Consult a physician.

In case of eye contact

Flush eyes with water as a precaution.

If swallowed

Do NOT induce vomiting. Never give anything by mouth to an unconscious person. Rinse mouth with water. Consult a physician.

4.2 Most important symptoms and effects, both acute and delayed

The most important known symptoms and effects are described in the labelling (see section 2.2) and/or in section 11

4.3 Indication of any immediate medical attention and special treatment needed

No data available

5. FIREFIGHTING MEASURES

5.1 Extinguishing media

Suitable extinguishing media

Use water spray, alcohol-resistant foam, dry chemical or carbon dioxide.

5.2 Special hazards arising from the substance or mixture

Carbon oxides

5.3 Advice for firefighters

Wear self-contained breathing apparatus for firefighting if necessary.

5.4 Further information

Use water spray to cool unopened containers.

6. ACCIDENTAL RELEASE MEASURES

6.1 Personal precautions, protective equipment and emergency procedures

Use personal protective equipment. Avoid breathing vapours, mist or gas. Ensure adequate ventilation. Remove all sources of ignition. Evacuate personnel to safe areas. Beware of vapours accumulating to form explosive concentrations. Vapours can accumulate in low areas.

For personal protection see section 8.

6.2 Environmental precautions

Prevent further leakage or spillage if safe to do so. Do not let product enter drains. Discharge into the environment must be avoided.

6.3 Methods and materials for containment and cleaning up

Contain spillage, and then collect with an electrically protected vacuum cleaner or by wet-brushing and place in container for disposal according to local regulations (see section 13).

6.4 Reference to other sections

For disposal see section 13.

7. HANDLING AND STORAGE

7.1 Precautions for safe handling

Avoid contact with skin and eyes. Avoid inhalation of vapour or mist.

Keep away from sources of ignition - No smoking. Take measures to prevent the build up of electrostatic charge.

For precautions see section 2.2.

7.2 Conditions for safe storage, including any incompatibilities

Keep container tightly closed in a dry and well-ventilated place. Containers which are opened must be carefully resealed and kept upright to prevent leakage.

Store under inert gas.

Storage class (TRGS 510): 3: Flammable liquids

7.3 Specific end use(s)

Apart from the uses mentioned in section 1.2 no other specific uses are stipulated

8. EXPOSURE CONTROLS/PERSONAL PROTECTION

8.1 Control parameters

Components with workplace control parameters

Component	CAS-No.	Value	Control parameters	Basis
Cumene	98-82-8	TWA	50 ppm	USA. ACGIH Threshold Limit Values (TLV)
	Remarks	Central Nervous System impairment Upper Respiratory Tract irritation Eye irritation Skin irritation Adopted values or notations enclosed are those for which changes are proposed in the NIC See Notice of Intended Changes (NIC)		
		TWA	50 ppm 245 mg/m ³	USA. NIOSH Recommended Exposure Limits
		Potential for dermal absorption		
		TWA	50 ppm 245 mg/m ³	USA. Occupational Exposure Limits (OSHA) - Table Z-1 Limits for Air Contaminants
		Skin designation The value in mg/m ³ is approximate.		
		PEL	50 ppm 245 mg/m ³	California permissible exposure limits for chemical contaminants (Title 8, Article 107)
		Skin		

8.2 Exposure controls

Appropriate engineering controls

Handle in accordance with good industrial hygiene and safety practice. Wash hands before breaks and at the end of workday.

Personal protective equipment

Eye/face protection

Face shield and safety glasses Use equipment for eye protection tested and approved under appropriate government standards such as NIOSH (US) or EN 166(EU).

Skin protection

Handle with gloves. Gloves must be inspected prior to use. Use proper glove removal technique (without touching glove's outer surface) to avoid skin contact with this product. Dispose of contaminated gloves after use in accordance with applicable laws and good laboratory practices. Wash and dry hands.

Full contact

Material: Fluorinated rubber

Minimum layer thickness: 0.7 mm

Break through time: 480 min

Material tested: Vitoject® (KCL 890 / Aldrich Z677698, Size M)

Splash contact

Material: Nitrile rubber

Minimum layer thickness: 0.4 mm

Break through time: 30 min

Material tested: Camatril® (KCL 730 / Aldrich Z677442, Size M)

data source: KCL GmbH, D-36124 Eichenzell, phone +49 (0)6659 87300, e-mail sales@kcl.de, test method: EN374

If used in solution, or mixed with other substances, and under conditions which differ from EN 374, contact the supplier of the CE approved gloves. This recommendation is advisory only and must be evaluated by an industrial hygienist and safety officer familiar with the specific situation of anticipated use by our customers. It should not be construed as offering an approval for any specific use scenario.

Body Protection

Complete suit protecting against chemicals, Flame retardant antistatic protective clothing., The type of protective equipment must be selected according to the concentration and amount of the dangerous substance at the specific workplace.

Respiratory protection

Where risk assessment shows air-purifying respirators are appropriate use a full-face respirator with multi-purpose combination (US) or type ABEK (EN 14387) respirator cartridges as a backup to engineering controls. If the respirator is the sole means of protection, use a full-face supplied air respirator. Use respirators and components tested and approved under appropriate government standards such as NIOSH (US) or CEN (EU).

Control of environmental exposure

Prevent further leakage or spillage if safe to do so. Do not let product enter drains. Discharge into the environment must be avoided.

9. PHYSICAL AND CHEMICAL PROPERTIES

9.1 Information on basic physical and chemical properties

- | | |
|---|--|
| a) Appearance | Form: liquid, clear
Colour: colourless |
| b) Odour | No data available |
| c) Odour Threshold | No data available |
| d) pH | No data available |
| e) Melting point/freezing point | Melting point/range: -96 °C (-141 °F) - lit. |
| f) Initial boiling point and boiling range | 152 - 154 °C (306 - 309 °F) - lit. |
| g) Flash point | 31.0 °C (87.8 °F) - closed cup |
| h) Evaporation rate | No data available |
| i) Flammability (solid, gas) | No data available |
| j) Upper/lower flammability or explosive limits | Upper explosion limit: 6.5 %(V)
Lower explosion limit: 0.9 %(V) |
| k) Vapour pressure | 10.7 hPa at 20.0 °C (68.0 °F) |
| l) Vapour density | No data available |
| m) Relative density | 0.864 g/mL at 25 °C (77 °F) |
| n) Water solubility | 0.06 g/l at 25 °C (77 °F) - slightly soluble |
| o) Partition coefficient: n-octanol/water | log Pow: 3.55 at 23 °C (73 °F) |
| p) Auto-ignition temperature | 425.0 °C (797.0 °F) |
| q) Decomposition temperature | No data available |
| r) Viscosity | No data available |
| s) Explosive properties | No data available |
| t) Oxidizing properties | No data available |

9.2 Other safety information

Surface tension 27.69 mN/m at 25 °C (77 °F)

10. STABILITY AND REACTIVITY

10.1 Reactivity

No data available

10.2 Chemical stability

Stable under recommended storage conditions.

Test for peroxide formation before distillation or evaporation. Test for peroxide formation or discard after 1 year.

10.3 Possibility of hazardous reactions

Vapours may form explosive mixture with air.

10.4 Conditions to avoid

Heat, flames and sparks.

10.5 Incompatible materials

Strong oxidizing agents

10.6 Hazardous decomposition products

Hazardous decomposition products formed under fire conditions. - Carbon oxides

Other decomposition products - No data available

In the event of fire: see section 5

11. TOXICOLOGICAL INFORMATION

11.1 Information on toxicological effects

Acute toxicity

LD50 Oral - Rat - male - 2,260 mg/kg

Inhalation: No data available

Dermal: No data available

NOAEL Feed - Rat - male - > 535.8 mg/kg

Skin corrosion/irritation

Skin - Rabbit

Result: No skin irritation

(OECD Test Guideline 404)

Serious eye damage/eye irritation

Eyes - Rabbit

Result: No eye irritation

(OECD Test Guideline 405)

Respiratory or skin sensitisation

- Guinea pig

Result: Did not cause sensitisation on laboratory animals.

(OECD Test Guideline 406)

Germ cell mutagenicity

in vitro assay

S. typhimurium

Result: negative

Mutagenicity (micronucleus test)

Mouse - male and female

Result: negative

Carcinogenicity

IARC: 2B - Group 2B: Possibly carcinogenic to humans (Cumene)

NTP: RAHC - Reasonably anticipated to be a human carcinogen (Cumene)

OSHA: No component of this product present at levels greater than or equal to 0.1% is on OSHA's

list of regulated carcinogens.

Reproductive toxicity

No data available
No data available

Specific target organ toxicity - single exposure

May cause respiratory irritation.

Specific target organ toxicity - repeated exposure

No data available

Aspiration hazard

May be fatal if swallowed and enters airways.

Additional Information

RTECS: GR8575000

narcosis, Central nervous system depression, Dermatitis, Gastrointestinal disturbance, Damage to the lungs., Liver injury may occur., Kidney injury may occur.

Stomach - Irregularities - Based on Human Evidence

Stomach - Irregularities - Based on Human Evidence

12. ECOLOGICAL INFORMATION

12.1 Toxicity

Toxicity to fish LC50 - Oncorhynchus mykiss (rainbow trout) - 4.8 mg/l - 96 h(Cumene)

Toxicity to daphnia and other aquatic invertebrates EC50 - Daphnia (water flea) - 2.14 mg/l - 48 h(Cumene) (OECD Test Guideline 202)

Toxicity to algae EC50 - Pseudokirchneriella subcapitata (green algae) - 2.60 mg/l - 72 h(Cumene)

12.2 Persistence and degradability

Biodegradability Result: - According to the results of tests of biodegradability this product is not readily biodegradable.

No data available

12.3 Bioaccumulative potential

No data available

12.4 Mobility in soil

No data available(Cumene)

12.5 Results of PBT and vPvB assessment

PBT/vPvB assessment not available as chemical safety assessment not required/not conducted

12.6 Other adverse effects

An environmental hazard cannot be excluded in the event of unprofessional handling or disposal.
Toxic to aquatic life with long lasting effects.

13. DISPOSAL CONSIDERATIONS

13.1 Waste treatment methods

Product

Burn in a chemical incinerator equipped with an afterburner and scrubber but exert extra care in igniting as this material is highly flammable. Offer surplus and non-recyclable solutions to a licensed disposal company. Contact a licensed professional waste disposal service to dispose of this material.

Contaminated packaging

Dispose of as unused product.

14. TRANSPORT INFORMATION

DOT (US)

UN number: 1918 Class: 3 Packing group: III
Proper shipping name: Isopropylbenzene
Reportable Quantity (RQ) : 5000 lbs

Poison Inhalation Hazard: No

IMDG

UN number: 1918 Class: 3 Packing group: III EMS-No: F-E, S-E
Proper shipping name: ISOPROPYLBENZENE
Marine pollutant : yes

IATA

UN number: 1918 Class: 3 Packing group: III
Proper shipping name: Isopropylbenzene

15. REGULATORY INFORMATION

SARA 302 Components

No chemicals in this material are subject to the reporting requirements of SARA Title III, Section 302.

SARA 313 Components

The following components are subject to reporting levels established by SARA Title III, Section 313:

	CAS-No.	Revision Date
Cumene	98-82-8	2007-07-01

SARA 311/312 Hazards

Fire Hazard, Acute Health Hazard, Chronic Health Hazard

Massachusetts Right To Know Components

	CAS-No.	Revision Date
Cumene	98-82-8	2007-07-01

Pennsylvania Right To Know Components

	CAS-No.	Revision Date
Cumene	98-82-8	2007-07-01

New Jersey Right To Know Components

	CAS-No.	Revision Date
Cumene	98-82-8	2007-07-01

California Prop. 65 Components

	CAS-No.	Revision Date
WARNING! This product contains a chemical known to the State of California to cause cancer. Cumene	98-82-8	2010-06-11

16. OTHER INFORMATION

Full text of H-Statements referred to under sections 2 and 3.

H226	Flammable liquid and vapour.
H304	May be fatal if swallowed and enters airways.
H335	May cause respiratory irritation.
H351	Suspected of causing cancer.
H401	Toxic to aquatic life.
H411	Toxic to aquatic life with long lasting effects.

HMIS Rating

Health hazard: 2
Chronic Health Hazard: *
Flammability: 3
Physical Hazard 0

NFPA Rating

Health hazard: 2
Fire Hazard: 3
Reactivity Hazard: 0

Further information

Copyright 2016 Sigma-Aldrich Co. LLC. License granted to make unlimited paper copies for internal use only. The above information is believed to be correct but does not purport to be all inclusive and shall be used only as a guide. The information in this document is based on the present state of our knowledge and is applicable to the product with regard to appropriate safety precautions. It does not represent any guarantee of the properties of the product. Sigma-Aldrich Corporation and its Affiliates shall not be held liable for any damage resulting from handling or from contact with the above product. See www.sigma-aldrich.com and/or the reverse side of invoice or packing slip for additional terms and conditions of sale.

Preparation Information

Sigma-Aldrich Corporation
Product Safety – Americas Region
1-800-521-8956

Version: 6.0

Revision Date: 05/26/2018

Print Date: 06/29/2019

SAFETY DATA SHEET

Version 4.11
Revision Date 10/12/2018
Print Date 06/28/2019

1. PRODUCT AND COMPANY IDENTIFICATION**1.1 Product identifiers**

Product name : Lead

Product Number : 391352
Brand : Aldrich

CAS-No. : 7439-92-1

1.2 Relevant identified uses of the substance or mixture and uses advised against

Identified uses : Laboratory chemicals, Synthesis of substances

1.3 Details of the supplier of the safety data sheet

Company : Sigma-Aldrich
3050 Spruce Street
SAINT LOUIS MO 63103
USA

Telephone : +1 800-325-5832
Fax : +1 800-325-5052

1.4 Emergency telephone number

Emergency Phone # : +1-703-527-3887 (CHEMTREC)

2. HAZARDS IDENTIFICATION**2.1 Classification of the substance or mixture****GHS Classification in accordance with 29 CFR 1910 (OSHA HCS)**

Acute toxicity, Oral (Category 4), H302
Carcinogenicity (Category 2), H351
Reproductive toxicity (Category 2), H361
Specific target organ toxicity - repeated exposure (Category 2), H373
Acute aquatic toxicity (Category 1), H400
Chronic aquatic toxicity (Category 1), H410

For the full text of the H-Statements mentioned in this Section, see Section 16.

2.2 GHS Label elements, including precautionary statements

Pictogram



Signal word

Warning

Hazard statement(s)

H302 Harmful if swallowed.
H351 Suspected of causing cancer.
H361 Suspected of damaging fertility or the unborn child.
H373 May cause damage to organs through prolonged or repeated exposure.
H410 Very toxic to aquatic life with long lasting effects.

Precautionary statement(s)

P201 Obtain special instructions before use.
P202 Do not handle until all safety precautions have been read and understood.

P260	Do not breathe dust/ fume/ gas/ mist/ vapours/ spray.
P264	Wash skin thoroughly after handling.
P270	Do not eat, drink or smoke when using this product.
P273	Avoid release to the environment.
P280	Wear protective gloves/ protective clothing/ eye protection/ face protection.
P301 + P312 + P330	IF SWALLOWED: Call a POISON CENTER/doctor if you feel unwell. Rinse mouth.
P308 + P313	IF exposed or concerned: Get medical advice/ attention.
P391	Collect spillage.
P405	Store locked up.
P501	Dispose of contents/ container to an approved waste disposal plant.

2.3 Hazards not otherwise classified (HNOC) or not covered by GHS - none

3. COMPOSITION/INFORMATION ON INGREDIENTS

3.1 Substances

Formula	:	Pb
Molecular weight	:	207.20 g/mol
CAS-No.	:	7439-92-1
EC-No.	:	231-100-4

Hazardous components

Component	Classification	Concentration
Lead		
	Acute Tox. 4; Carc. 2; STOT RE 1; Aquatic Acute 1; Aquatic Chronic 1; H302, H351, H372, H410	90 - 100 %

For the full text of the H-Statements mentioned in this Section, see Section 16.

4. FIRST AID MEASURES

4.1 Description of first aid measures

General advice

Consult a physician. Show this safety data sheet to the doctor in attendance. Move out of dangerous area.

If inhaled

If breathed in, move person into fresh air. If not breathing, give artificial respiration. Consult a physician.

In case of skin contact

Wash off with soap and plenty of water. Consult a physician.

In case of eye contact

Flush eyes with water as a precaution.

If swallowed

Never give anything by mouth to an unconscious person. Rinse mouth with water. Consult a physician.

4.2 Most important symptoms and effects, both acute and delayed

The most important known symptoms and effects are described in the labelling (see section 2.2) and/or in section 11

4.3 Indication of any immediate medical attention and special treatment needed

No data available

5. FIREFIGHTING MEASURES

5.1 Extinguishing media

Suitable extinguishing media

Use water spray, alcohol-resistant foam, dry chemical or carbon dioxide.

5.2 Special hazards arising from the substance or mixture

No data available

5.3 Advice for firefighters

Wear self-contained breathing apparatus for firefighting if necessary.

5.4 Further information

No data available

6. ACCIDENTAL RELEASE MEASURES

6.1 Personal precautions, protective equipment and emergency procedures

Use personal protective equipment. Avoid dust formation. Avoid breathing vapours, mist or gas. Ensure adequate ventilation. Evacuate personnel to safe areas. Avoid breathing dust.

For personal protection see section 8.

6.2 Environmental precautions

Prevent further leakage or spillage if safe to do so. Do not let product enter drains. Discharge into the environment must be avoided.

6.3 Methods and materials for containment and cleaning up

Pick up and arrange disposal without creating dust. Sweep up and shovel. Keep in suitable, closed containers for disposal.

6.4 Reference to other sections

For disposal see section 13.

7. HANDLING AND STORAGE

7.1 Precautions for safe handling

Avoid contact with skin and eyes. Avoid formation of dust and aerosols. Further processing of solid materials may result in the formation of combustible dusts. The potential for combustible dust formation should be taken into consideration before additional processing occurs.

Provide appropriate exhaust ventilation at places where dust is formed.

For precautions see section 2.2.

7.2 Conditions for safe storage, including any incompatibilities

Keep container tightly closed in a dry and well-ventilated place.

Keep in a dry place.

Storage class (TRGS 510): 6.1D: Non-combustible, acute toxic Cat.3 / toxic hazardous materials or hazardous materials causing chronic effects

7.3 Specific end use(s)

Apart from the uses mentioned in section 1.2 no other specific uses are stipulated

8. EXPOSURE CONTROLS/PERSONAL PROTECTION

8.1 Control parameters

Components with workplace control parameters

Component	CAS-No.	Value	Control parameters	Basis
	Remarks	See 1910.1025		
Lead	7439-92-1	TWA	0.05 mg/m ³	USA. ACGIH Threshold Limit Values (TLV)
		Confirmed animal carcinogen with unknown relevance to humans		
		TWA	0.05 mg/m ³	USA. ACGIH Threshold Limit Values (TLV)
		Central Nervous System impairment Hematologic effects Peripheral Nervous System impairment Substances for which there is a Biological Exposure Index or Indices (see BEI® section) Confirmed animal carcinogen with unknown relevance to humans		

		TWA	0.05 mg/m ³	USA. NIOSH Recommended Exposure Limits
See Appendix C				

Biological occupational exposure limits

Component	CAS-No.	Parameters	Value	Biological specimen	Basis
	-	Lead	200 µg/l	In blood	ACGIH - Biological Exposure Indices (BEI)
	Remarks	Not critical			

8.2 Exposure controls

Appropriate engineering controls

Handle in accordance with good industrial hygiene and safety practice. Wash hands before breaks and at the end of workday.

Personal protective equipment

Eye/face protection

Safety glasses with side-shields conforming to EN166 Use equipment for eye protection tested and approved under appropriate government standards such as NIOSH (US) or EN 166(EU).

Skin protection

Handle with gloves. Gloves must be inspected prior to use. Use proper glove removal technique (without touching glove's outer surface) to avoid skin contact with this product. Dispose of contaminated gloves after use in accordance with applicable laws and good laboratory practices. Wash and dry hands.

Full contact

Material: Nitrile rubber

Minimum layer thickness: 0.11 mm

Break through time: 480 min

Material tested: Dermatril® (KCL 740 / Aldrich Z677272, Size M)

Splash contact

Material: Nitrile rubber

Minimum layer thickness: 0.11 mm

Break through time: 480 min

Material tested: Dermatril® (KCL 740 / Aldrich Z677272, Size M)

data source: KCL GmbH, D-36124 Eichenzell, phone +49 (0)6659 87300, e-mail sales@kcl.de, test method: EN374

If used in solution, or mixed with other substances, and under conditions which differ from EN 374, contact the supplier of the CE approved gloves. This recommendation is advisory only and must be evaluated by an industrial hygienist and safety officer familiar with the specific situation of anticipated use by our customers. It should not be construed as offering an approval for any specific use scenario.

Body Protection

Complete suit protecting against chemicals, The type of protective equipment must be selected according to the concentration and amount of the dangerous substance at the specific workplace.

Respiratory protection

Where risk assessment shows air-purifying respirators are appropriate use a full-face particle respirator type N100 (US) or type P3 (EN 143) respirator cartridges as a backup to engineering controls. If the respirator is the sole means of protection, use a full-face supplied air respirator. Use respirators and components tested and approved under appropriate government standards such as NIOSH (US) or CEN (EU).

Control of environmental exposure

Prevent further leakage or spillage if safe to do so. Do not let product enter drains. Discharge into the environment must be avoided.

9. PHYSICAL AND CHEMICAL PROPERTIES

9.1 Information on basic physical and chemical properties

- a) Appearance Form: powder
- b) Odour No data available

c) Odour Threshold	No data available
d) pH	No data available
e) Melting point/freezing point	Melting point/range: 327.4 °C (621.3 °F) - lit.
f) Initial boiling point and boiling range	1,740 °C (3,164 °F) - lit.
g) Flash point	Not applicable
h) Evaporation rate	No data available
i) Flammability (solid, gas)	No data available
j) Upper/lower flammability or explosive limits	No data available
k) Vapour pressure	No data available
l) Vapour density	No data available
m) Relative density	No data available
n) Water solubility	No data available
o) Partition coefficient: n-octanol/water	No data available
p) Auto-ignition temperature	No data available
q) Decomposition temperature	No data available
r) Viscosity	No data available
s) Explosive properties	No data available
t) Oxidizing properties	No data available

9.2 Other safety information

No data available

10. STABILITY AND REACTIVITY

10.1 Reactivity

No data available

10.2 Chemical stability

Stable under recommended storage conditions.

10.3 Possibility of hazardous reactions

No data available

10.4 Conditions to avoid

No data available

10.5 Incompatible materials

Strong acids

10.6 Hazardous decomposition products

Hazardous decomposition products formed under fire conditions. - Lead oxides

Other decomposition products - No data available

In the event of fire: see section 5

11. TOXICOLOGICAL INFORMATION

11.1 Information on toxicological effects

Acute toxicity

No data available

Inhalation: No data available

Dermal: No data available

No data available

Skin corrosion/irritation

No data available

Serious eye damage/eye irritation

No data available

Respiratory or skin sensitisation

No data available

Germ cell mutagenicity

Rat

Cytogenetic analysis

Carcinogenicity

Limited evidence of carcinogenicity in animal studies

IARC: 2B - Group 2B: Possibly carcinogenic to humans (Lead)

NTP: RAHC - Reasonably anticipated to be a human carcinogenThe reference note has been added by TD based on the background information of the NTP. (Lead)

OSHA: OSHA specifically regulated carcinogen (Lead)

Reproductive toxicity

Reproductive toxicity - Rat - Inhalation

Effects on Newborn: Biochemical and metabolic.

Reproductive toxicity - Rat - Oral

Effects on Newborn: Behavioral.

Reproductive toxicity - Mouse - Oral

Effects on Fertility: Female fertility index (e.g., # females pregnant per females mated). Effects on Fertility: Pre-implantation mortality (e.g., reduction in numbe corpora lutea).

May damage fertility. May damage the unborn child.

Developmental Toxicity - Rat - Inhalation

Effects on Embryo or Fetus: Fetotoxicity (except death, e.g., stunted fetus). Specific Developmental Abnormalities: Blood and lymphatic system (including spleen and marrow).

Developmental Toxicity - Rat - Oral

Specific Developmental Abnormalities: Blood and lymphatic system (including spleen and marrow). Effects on Newborn: Growth statistics (e.g., reduced weight gain).

Developmental Toxicity - Rat - Oral

Effects on Embryo or Fetus: Fetotoxicity (except death, e.g., stunted fetus). Effects on Embryo or Fetus: Fetal death.

Developmental Toxicity - Mouse - Oral

Effects on Embryo or Fetus: Fetotoxicity (except death, e.g., stunted fetus). Effects on Embryo or Fetus: Fetal death.

Specific target organ toxicity - single exposure

No data available

Specific target organ toxicity - repeated exposure

Causes damage to organs through prolonged or repeated exposure.

Aspiration hazard

No data available

Additional Information

RTECS: OF7525000

anemia

Stomach - Irregularities - Based on Human Evidence

12. ECOLOGICAL INFORMATION

12.1 Toxicity

Toxicity to fish	mortality LOEC - Oncorhynchus mykiss (rainbow trout) - 1.19 mg/l - 96.0 h LC50 - Micropterus dolomieu - 2.2 mg/l - 96.0 h mortality NOEC - Salvelinus fontinalis - 1.7 mg/l - 10.0 d
Toxicity to daphnia and other aquatic invertebrates	mortality LOEC - Daphnia (water flea) - 0.17 mg/l - 24 h mortality NOEC - Daphnia (water flea) - 0.099 mg/l - 24 h
Toxicity to algae	mortality EC50 - Skeletonema costatum - 7.94 mg/l - 10 d

12.2 Persistence and degradability

No data available

12.3 Bioaccumulative potential

Bioaccumulation	Oncorhynchus kisutch - 2 Weeks - 150 µg/l Bioconcentration factor (BCF): 12
-----------------	---

12.4 Mobility in soil

No data available

12.5 Results of PBT and vPvB assessment

PBT/vPvB assessment not available as chemical safety assessment not required/not conducted

12.6 Other adverse effects

An environmental hazard cannot be excluded in the event of unprofessional handling or disposal.
Very toxic to aquatic life with long lasting effects.

13. DISPOSAL CONSIDERATIONS

13.1 Waste treatment methods

Product

Offer surplus and non-recyclable solutions to a licensed disposal company. Contact a licensed professional waste disposal service to dispose of this material. Dissolve or mix the material with a combustible solvent and burn in a chemical incinerator equipped with an afterburner and scrubber.

Contaminated packaging

Dispose of as unused product.

14. TRANSPORT INFORMATION

DOT (US)

UN number: 3077 Class: 9 Packing group: III
Proper shipping name: Environmentally hazardous substance, solid, n.o.s. (Lead)
Reportable Quantity (RQ): 10 lbs
Poison Inhalation Hazard: No

IMDG

UN number: 3077 Class: 9 Packing group: III EMS-No: F-A, S-F
Proper shipping name: ENVIRONMENTALLY HAZARDOUS SUBSTANCE, SOLID, N.O.S. (Lead)
Marine pollutant: yes

IATA

UN number: 3077 Class: 9 Packing group: III
Proper shipping name: Environmentally hazardous substance, solid, n.o.s. (Lead)

Further information

EHS-Mark required (ADR 2.2.9.1.10, IMDG code 2.10.3) for single packagings and combination packagings containing inner packagings with Dangerous Goods > 5L for liquids or > 5kg for solids.

15. REGULATORY INFORMATION

SARA 302 Components

No chemicals in this material are subject to the reporting requirements of SARA Title III, Section 302.

SARA 313 Components

The following components are subject to reporting levels established by SARA Title III, Section 313:

	CAS-No.	Revision Date
Lead	7439-92-1	2015-11-23

SARA 311/312 Hazards

Acute Health Hazard, Chronic Health Hazard

Massachusetts Right To Know Components

	CAS-No.	Revision Date
Lead	7439-92-1	2015-11-23

Pennsylvania Right To Know Components

	CAS-No.	Revision Date
Lead	7439-92-1	2015-11-23

	CAS-No.	Revision Date
Lead	7439-92-1	2015-11-23

New Jersey Right To Know Components

	CAS-No.	Revision Date
Lead	7439-92-1	2015-11-23

California Prop. 65 Components

WARNING! This product contains a chemical known to the State of California to cause cancer.

	CAS-No.	Revision Date
Lead	7439-92-1	2009-02-01

WARNING: This product contains a chemical known to the State of California to cause birth defects or other reproductive harm.

	CAS-No.	Revision Date
Lead	7439-92-1	2009-02-01

16. OTHER INFORMATION

Full text of H-Statements referred to under sections 2 and 3.

Acute Tox.	Acute toxicity
Aquatic Acute	Acute aquatic toxicity
Aquatic Chronic	Chronic aquatic toxicity
Carc.	Carcinogenicity
H302	Harmful if swallowed.
H351	Suspected of causing cancer.
H361	Suspected of damaging fertility or the unborn child.
H372	Causes damage to organs through prolonged or repeated exposure.
H373	May cause damage to organs through prolonged or repeated exposure.

Further information

Copyright 2016 Sigma-Aldrich Co. LLC. License granted to make unlimited paper copies for internal use only.

The above information is believed to be correct but does not purport to be all inclusive and shall be used only as a guide. The information in this document is based on the present state of our knowledge and is applicable to the product with regard to appropriate safety precautions. It does not represent any guarantee of the properties of the product. Sigma-Aldrich Corporation and its Affiliates shall not be held liable for any damage resulting from handling or from contact with the above product. See www.sigma-aldrich.com and/or the reverse side of invoice or packing slip for additional terms and conditions of sale.

Preparation Information
Sigma-Aldrich Corporation
Product Safety – Americas Region
1-800-521-8956

Version: 4.11

Revision Date: 10/12/2018

Print Date: 06/28/2019

SAFETY DATA SHEET

Version 6.0
 Revision Date 01/31/2017
 Print Date 06/28/2019

1. PRODUCT AND COMPANY IDENTIFICATION

1.1 Product identifiers

Product name : Magnesium

Product Number : 200905

Brand : Sigma-Aldrich

Index-No. : 012-002-00-9

CAS-No. : 7439-95-4

1.2 Relevant identified uses of the substance or mixture and uses advised against

Identified uses : Laboratory chemicals, Synthesis of substances

1.3 Details of the supplier of the safety data sheet

Company : Sigma-Aldrich Inc.
 3050 Spruce Street
 ST. LOUIS MO 63103
 UNITED STATES

Telephone : +1 314 771-5765

Fax : +1 800 325-5052

1.4 Emergency telephone number

Emergency Phone # : +1-703-527-3887

2. HAZARDS IDENTIFICATION

2.1 Classification of the substance or mixture

GHS Classification in accordance with 29 CFR 1910 (OSHA HCS)

Flammable solids (Category 1), H228
 Self-heating substances and mixtures (Category 1), H251
 Substances and mixtures, which in contact with water, emit flammable gases (Category 2), H261

For the full text of the H-Statements mentioned in this Section, see Section 16.

2.2 GHS Label elements, including precautionary statements

Pictogram



Signal word

Danger

Hazard statement(s)

H228 Flammable solid.
 H251 Self-heating: may catch fire.
 H261 In contact with water releases flammable gases.

Precautionary statement(s)

P210 Keep away from heat/sparks/open flames/hot surfaces. No smoking.
 P223 Keep away from any possible contact with water, because of violent

P231 + P232	reaction and possible flash fire.
P235 + P410	Handle under inert gas. Protect from moisture.
P240	Keep cool. Protect from sunlight.
P241	Ground/bond container and receiving equipment.
P280	Use explosion-proof electrical/ ventilating/ lighting/ equipment.
P335 + P334	Wear protective gloves/ eye protection/ face protection.
	Brush off loose particles from skin. Immerse in cool water/ wrap in wet bandages.
P370 + P378	In case of fire: Use dry sand, dry chemical or alcohol-resistant foam for extinction.
P402 + P404	Store in a dry place. Store in a closed container.
P407	Maintain air gap between stacks/ pallets.
P413	Store bulk masses greater than .? kg/ .? lbs at temperatures not exceeding .? °C/ .? °F.
P420	Store away from other materials.
P501	Dispose of contents/ container to an approved waste disposal plant.

2.3 Hazards not otherwise classified (HNOC) or not covered by GHS

Combustible dust

3. COMPOSITION/INFORMATION ON INGREDIENTS

3.1 Substances

Formula	: Mg
Molecular weight	: 24.31 g/mol
CAS-No.	: 7439-95-4
EC-No.	: 231-104-6
Index-No.	: 012-002-00-9

Hazardous components

Component	Classification	Concentration
Magnesium (non pyrophoric)		
	Flam. Sol. 1; Self-heat. 1; Water-react. 2; H228, H251, H261	<= 100 %

For the full text of the H-Statements mentioned in this Section, see Section 16.

4. FIRST AID MEASURES

4.1 Description of first aid measures

General advice

Move out of dangerous area. Consult a physician. Show this safety data sheet to the doctor in attendance.

If inhaled

If breathed in, move person into fresh air. If not breathing, give artificial respiration. Consult a physician.

In case of skin contact

Wash off with soap and plenty of water. Consult a physician.

In case of eye contact

Flush eyes with water as a precaution.

If swallowed

Do NOT induce vomiting. Never give anything by mouth to an unconscious person. Rinse mouth with water. Consult a physician.

4.2 Most important symptoms and effects, both acute and delayed

The most important known symptoms and effects are described in the labelling (see section 2.2) and/or in section 11

4.3 Indication of any immediate medical attention and special treatment needed

No data available

5. FIREFIGHTING MEASURES

5.1 Extinguishing media

Suitable extinguishing media

Dry powder

5.2 Special hazards arising from the substance or mixture

Magnesium oxide

5.3 Advice for firefighters

Wear self-contained breathing apparatus for firefighting if necessary.

5.4 Further information

No data available

6. ACCIDENTAL RELEASE MEASURES

6.1 Personal precautions, protective equipment and emergency procedures

Avoid dust formation. Avoid breathing vapours, mist or gas. Ensure adequate ventilation. Remove all sources of ignition. Evacuate personnel to safe areas.

For personal protection see section 8.

6.2 Environmental precautions

Prevent further leakage or spillage if safe to do so. Do not let product enter drains.

6.3 Methods and materials for containment and cleaning up

Sweep up and shovel. Contain spillage, and then collect with an electrically protected vacuum cleaner or by wet-brushing and place in container for disposal according to local regulations (see section 13). Do not flush with water. Keep in suitable, closed containers for disposal. Contain spillage, pick up with an electrically protected vacuum cleaner or by wet-brushing and transfer to a container for disposal according to local regulations (see section 13).

6.4 Reference to other sections

For disposal see section 13.

7. HANDLING AND STORAGE

7.1 Precautions for safe handling

Avoid formation of dust and aerosols. Further processing of solid materials may result in the formation of combustion products. Combustion should be taken into consideration before additional processing.

Provide appropriate exhaust ventilation at places where dust is formed. Keep away from sources of ignition - No smoking. Take measures to prevent the build up of electrostatic charge.

For precautions see section 2.2.

7.2 Conditions for safe storage, including any incompatibilities

Keep container tightly closed in a dry and well-ventilated place.

Never allow product to get in contact with water during storage.

Store under inert gas. Air and moisture sensitive.

7.3 Specific end use(s)

Apart from the uses mentioned in section 1.2 no other specific uses are stipulated

8. EXPOSURE CONTROLS/PERSONAL PROTECTION

8.1 Control parameters

Components with workplace control parameters

Contains no substances with occupational exposure limit values.

8.2 Exposure controls

Appropriate engineering controls

Handle in accordance with good industrial hygiene and safety practice. Wash hands before breaks and at the end of workday.

Personal protective equipment

Eye/face protection

Face shield and safety glasses Use equipment for eye protection tested and approved under appropriate government standards such as NIOSH (US) or EN 166(EU).

Skin protection

Handle with gloves. Gloves must be inspected prior to use. Use proper glove removal technique (without touching glove's outer surface) to avoid skin contact with this product. Dispose of contaminated gloves after use in accordance with applicable laws and good laboratory practices. Wash and dry hands.

Full contact

Material: Nitrile rubber

Minimum layer thickness: 0.11 mm

Break through time: 480 min

Material tested: Dermatril® (KCL 740 / Aldrich Z677272, Size M)

Splash contact

Material: Nitrile rubber

Minimum layer thickness: 0.11 mm

Break through time: 480 min

Material tested: Dermatril® (KCL 740 / Aldrich Z677272, Size M)

data source: KCL GmbH, D-36124 Eichenzell, phone +49 (0)6659 87300, e-mail sales@kcl.de, test method: EN374

If used in solution, or mixed with other substances, and under conditions which differ from EN 374, contact the supplier of the CE approved gloves. This recommendation is advisory only and must be evaluated by an industria situation of anticipated use by our customers. It should not be construed as offering an approval for any specific use scenario.

Body Protection

Flame retardant antistatic protective clothing., The type of protective equipment must be selected according to the concentration and amount of the dangerous substance at the specific workplace.

Respiratory protection

Where risk assessment shows air-purifying respirators are appropriate use (EN 143) respirator cartridges as a backup to engineering controls. If th full-face supplied air respirator. Use respirators and components tested and approved under appropriate government standards such as NIOSH (US) or CEN (EU).

Control of environmental exposure

Prevent further leakage or spillage if safe to do so. Do not let product enter drains.

9. PHYSICAL AND CHEMICAL PROPERTIES

9.1 Information on basic physical and chemical properties

- | | |
|---|--|
| a) Appearance | Form: Turnings |
| b) Odour | No data available |
| c) Odour Threshold | No data available |
| d) pH | No data available |
| e) Melting point/freezing point | Melting point/range: 648 °C (1198 °F) - lit. |
| f) Initial boiling point and boiling range | 1,090 °C (1,994 °F) - lit. |
| g) Flash point | ()No data available |
| h) Evaporation rate | No data available |
| i) Flammability (solid, gas) | May form combustible dust concentrations in air. |
| j) Upper/lower flammability or explosive limits | No data available |
| k) Vapour pressure | 1 hPa at 621 °C (1150 °F) |
| l) Vapour density | No data available |
| m) Relative density | 1.74 g/mL at 25 °C (77 °F) |
| n) Water solubility | No data available |

- | | |
|---|---|
| o) Partition coefficient: n-octanol/water | No data available |
| p) Auto-ignition temperature | The substance or mixture is classified as self heating with the category 1. |
| q) Decomposition temperature | No data available |
| r) Viscosity | No data available |
| s) Explosive properties | No data available |
| t) Oxidizing properties | No data available |

9.2 Other safety information

No data available

10. STABILITY AND REACTIVITY

10.1 Reactivity

No data available

10.2 Chemical stability

Stable under recommended storage conditions.

10.3 Possibility of hazardous reactions

Reacts violently with water.

10.4 Conditions to avoid

Heat, flames and sparks. Exposure to moisture

10.5 Incompatible materials

Acids, Strong oxidizing agents, Acid chlorides, Halogens

10.6 Hazardous decomposition products

Hazardous decomposition products formed under fire conditions. - Magnesium oxide

Other decomposition products - No data available

In the event of fire: see section 5

11. TOXICOLOGICAL INFORMATION

11.1 Information on toxicological effects

Acute toxicity

No data available Magnesium (non pyrophoric)

Inhalation: No data available (Magnesium (non pyrophoric))

Dermal: No data available (Magnesium (non pyrophoric))

No data available (Magnesium (non pyrophoric))

Skin corrosion/irritation

No data available (Magnesium (non pyrophoric))

Serious eye damage/eye irritation

No data available (Magnesium (non pyrophoric))

Respiratory or skin sensitisation

No data available (Magnesium (non pyrophoric))

Germ cell mutagenicity

No data available (Magnesium (non pyrophoric))

Carcinogenicity

IARC: No component of this product present at levels greater than or equal to 0.1% is identified as probable, possible or confirmed human carcinogen by IARC.

No component of this product present at levels greater than or equal to 0.1% is identified as probable, possible or confirmed human carcinogen by IARC.

ACGIH: No component of this product present at levels greater than or equal to 0.1% is identified as a carcinogen or potential carcinogen by ACGIH.

NTP: No component of this product present at levels greater than or equal to 0.1% is identified as a known or anticipated carcinogen by NTP.

No component of this product present at levels greater than or equal to 0.1% is identified as a known or anticipated carcinogen by NTP.

OSHA: No component of this product present at levels greater than or equal to 0.1% is identified as a carcinogen or potential carcinogen by OSHA.

No component of this product present at levels greater than or equal to 0.1% is identified as a carcinogen or potential carcinogen by OSHA.

Reproductive toxicity

No data available(Magnesium (non pyrophoric))

No data available(Magnesium (non pyrophoric))

Specific target organ toxicity - single exposure

No data available(Magnesium (non pyrophoric))

Specific target organ toxicity - repeated exposure

No data available

Aspiration hazard

No data available(Magnesium (non pyrophoric))

Additional Information

RTECS: Not available

burning sensation, Cough, wheezing, laryngitis, Shortness of breath, Headache, Nausea, Vomiting, chills, Fever, fatigue, muscle pain, joint pain, rash, Anorexia.(Magnesium (non pyrophoric))

To the best of our knowledge, the chemical, physical, and toxicological properties have not been thoroughly investigated.(Magnesium (non pyrophoric))

Liver - Irregularities - Based on Human Evidence

Liver - Irregularities - Based on Human Evidence(Magnesium (non pyrophoric))

12. ECOLOGICAL INFORMATION

12.1 Toxicity

No data available

12.2 Persistence and degradability

No data available

12.3 Bioaccumulative potential

No data available

12.4 Mobility in soil

No data available(Magnesium (non pyrophoric))

12.5 Results of PBT and vPvB assessment

PBT/vPvB assessment not available as chemical safety assessment not required/not conducted

12.6 Other adverse effects

No data available

13. DISPOSAL CONSIDERATIONS

13.1 Waste treatment methods

Product

Contact a licensed professional waste disposal service to dispose of this material. Burn in a chemical incinerator equipped with an afterburner and scrubber b highly flammable. Offer surplus and non-recyclable solutions to a licensed disposal company.

Contaminated packaging

Dispose of as unused product.

14. TRANSPORT INFORMATION

DOT (US)

UN number: 1869 Class: 4.1 Packing group: III
Proper shipping name: Magnesium
Poison Inhalation Hazard: No

IMDG

UN number: 1869 Class: 4.1 Packing group: III EMS-No: F-G, S-G
Proper shipping name: MAGNESIUM

IATA

UN number: 1869 Class: 4.1 Packing group: III
Proper shipping name: Magnesium

15. REGULATORY INFORMATION

SARA 302 Components

No chemicals in this material are subject to the reporting requirements of SARA Title III, Section 302.

SARA 313 Components

This material does not contain any chemical components with known CAS numbers that exceed the threshold (De Minimis) reporting levels established by SARA Title III, Section 313.

SARA 311/312 Hazards

Fire Hazard, Reactivity Hazard, Chronic Health Hazard

Massachusetts Right To Know Components

	CAS-No.	Revision Date
Magnesium (non pyrophoric)	7439-95-4	1993-04-24

Pennsylvania Right To Know Components

	CAS-No.	Revision Date
Magnesium (non pyrophoric)	7439-95-4	1993-04-24

New Jersey Right To Know Components

	CAS-No.	Revision Date
Magnesium (non pyrophoric)	7439-95-4	1993-04-24

California Prop. 65 Components

This product does not contain any chemicals known to State of California to cause cancer, birth defects, or any other reproductive harm.

This product does not contain any chemicals known to State of California to cause cancer, birth defects, or any other reproductive harm.

16. OTHER INFORMATION

Full text of H-Statements referred to under sections 2 and 3.

H228 Flammable solid.
H251 Self-heating: may catch fire.
H261 In contact with water releases flammable gases.

HMIS Rating

Health hazard: 0
Chronic Health Hazard: *
Flammability: 3
Physical Hazard 2

NFPA Rating

Health hazard: 0
Fire Hazard: 0
Reactivity Hazard: 2

Further information

Copyright 2016 Sigma-Aldrich Co. LLC. License granted to make unlimited paper copies for internal use only.
The above information is believed to be correct but does not purport to be all inclusive and shall be used only as a guide. The information in this document is based on the present state of our knowledge and is applicable to the product with regard to appropriate safety precautions. It does not represent any guarantee of the properties of the product. Sigma-Aldrich Corporation and its Affiliates shall not be held liable for any damage resulting from handling or from contact with the above product. See www.sigma-aldrich.com and/or the reverse side of invoice or packing slip for additional terms and conditions of sale.

Preparation Information

Sigma-Aldrich Corporation
Product Safety – Americas Region
1-800-521-8956
Version: 6.0

Revision Date: 01/31/2017

Print Date: 06/28/2019

SAFETY DATA SHEET

Version 6.1
Revision Date 05/28/2017
Print Date 06/28/2019

1. PRODUCT AND COMPANY IDENTIFICATION**1.1 Product identifiers**

Product name : Manganese

Product Number : 463728

Brand : Aldrich

CAS-No. : 7439-96-5

1.2 Relevant identified uses of the substance or mixture and uses advised against

Identified uses : Laboratory chemicals, Synthesis of substances

1.3 Details of the supplier of the safety data sheet

Company : Sigma-Aldrich Inc.
3050 Spruce Street
ST. LOUIS MO 63103
UNITED STATES

Telephone : +1 314 771-5765

Fax : +1 800 325-5052

1.4 Emergency telephone number

Emergency Phone # : +1-703-527-3887

2. HAZARDS IDENTIFICATION**2.1 Classification of the substance or mixture****GHS Classification in accordance with 29 CFR 1910 (OSHA HCS)**

Substances and mixtures, which in contact with water, emit flammable gases (Category 1), H260

Acute aquatic toxicity (Category 3), H402

Chronic aquatic toxicity (Category 3), H412

For the full text of the H-Statements mentioned in this Section, see Section 16.

2.2 GHS Label elements, including precautionary statements

Pictogram



Signal word

Danger

Hazard statement(s)

H260

In contact with water releases flammable gases which may ignite spontaneously.

H412

Harmful to aquatic life with long lasting effects.

Precautionary statement(s)

P223

Keep away from any possible contact with water, because of violent reaction and possible flash fire.

P231 + P232

Handle under inert gas. Protect from moisture.

P273	Avoid release to the environment.
P280	Wear protective gloves/ protective clothing/ eye protection/ face protection.
P335 + P334	Brush off loose particles from skin. Immerse in cool water/ wrap in wet bandages.
P370 + P378	In case of fire: Use dry sand, dry chemical or alcohol-resistant foam for extinction.
P402 + P404	Store in a dry place. Store in a closed container.
P501	Dispose of contents/ container to an approved waste disposal plant.

2.3 Hazards not otherwise classified (HNOC) or not covered by GHS - none

3. COMPOSITION/INFORMATION ON INGREDIENTS

3.1 Substances

Formula	: Mn
Molecular weight	: 54.94 g/mol
CAS-No.	: 7439-96-5
EC-No.	: 231-105-1

Hazardous components

Component	Classification	Concentration
Manganese		
	Water-react. 1; Aquatic Acute 3; Aquatic Chronic 3; H260, H412	<= 100 %

For the full text of the H-Statements mentioned in this Section, see Section 16.

4. FIRST AID MEASURES

4.1 Description of first aid measures

General advice

Consult a physician. Show this safety data sheet to the doctor in attendance. Move out of dangerous area.

If inhaled

If breathed in, move person into fresh air. If not breathing, give artificial respiration. Consult a physician.

In case of skin contact

Wash off with soap and plenty of water. Consult a physician.

In case of eye contact

Rinse thoroughly with plenty of water for at least 15 minutes and consult a physician.

If swallowed

Never give anything by mouth to an unconscious person. Rinse mouth with water. Consult a physician.

4.2 Most important symptoms and effects, both acute and delayed

The most important known symptoms and effects are described in the labelling (see section 2.2) and/or in section 11

4.3 Indication of any immediate medical attention and special treatment needed

No data available

5. FIREFIGHTING MEASURES

5.1 Extinguishing media

Suitable extinguishing media

Dry powder Carbon dioxide (CO₂)

Unsuitable extinguishing media

Water

5.2 Special hazards arising from the substance or mixture

Manganese/manganese oxides

5.3 Advice for firefighters

Wear self-contained breathing apparatus for firefighting if necessary.

5.4 Further information

No data available

6. ACCIDENTAL RELEASE MEASURES

6.1 Personal precautions, protective equipment and emergency procedures

Use personal protective equipment. Avoid dust formation. Avoid breathing vapours, mist or gas. Ensure adequate ventilation. Evacuate personnel to safe areas. Avoid breathing dust.

For personal protection see section 8.

6.2 Environmental precautions

Prevent further leakage or spillage if safe to do so. Do not let product enter drains. Discharge into the environment must be avoided.

6.3 Methods and materials for containment and cleaning up

Sweep up and shovel. Contain spillage, and then collect with an electrically protected vacuum cleaner or by wet-brushing and place in container for disposal according to local regulations (see section 13). Do not flush with water. Keep in suitable, closed containers for disposal.

6.4 Reference to other sections

For disposal see section 13.

7. HANDLING AND STORAGE

7.1 Precautions for safe handling

Avoid contact with skin and eyes. Avoid formation of dust and aerosols.

Provide appropriate exhaust ventilation at places where dust is formed. Keep away from sources of ignition - No smoking.

For precautions see section 2.2.

7.2 Conditions for safe storage, including any incompatibilities

Keep container tightly closed in a dry and well-ventilated place.

Never allow product to get in contact with water during storage.

Moisture sensitive. Keep in a dry place.

7.3 Specific end use(s)

Apart from the uses mentioned in section 1.2 no other specific uses are stipulated

8. EXPOSURE CONTROLS/PERSONAL PROTECTION

8.1 Control parameters

Components with workplace control parameters

Component	CAS-No.	Value	Control parameters	Basis
Manganese	7439-96-5	TWA	0.200000 mg/m3	USA. ACGIH Threshold Limit Values (TLV)
	Remarks	Central Nervous System impairment Adopted values or notations enclosed are those for which changes are proposed in the NIC See Notice of Intended Changes (NIC)		
		C	5.000000 mg/m3	USA. Occupational Exposure Limits (OSHA) - Table Z-1 Limits for Air Contaminants
		Ceiling limit is to be determined from breathing-zone air samples.		
		C	5 mg/m3	USA. Occupational Exposure Limits (OSHA) - Table Z-1 Limits for Air Contaminants
		Ceiling limit is to be determined from breathing-zone air samples.		

		TWA	1.000000 mg/m3	USA. NIOSH Recommended Exposure Limits
		ST	3.000000 mg/m3	USA. NIOSH Recommended Exposure Limits
		TWA	1.000000 mg/m3	USA. NIOSH Recommended Exposure Limits
		ST	3.000000 mg/m3	USA. NIOSH Recommended Exposure Limits
		C	5.000000 mg/m3	USA. Occupational Exposure Limits (OSHA) - Table Z-1 Limits for Air Contaminants
		Ceiling limit is to be determined from breathing-zone air samples.		
		TWA	1.000000 mg/m3	USA. NIOSH Recommended Exposure Limits
		ST	3.000000 mg/m3	USA. NIOSH Recommended Exposure Limits
		TWA	0.200000 mg/m3	USA. ACGIH Threshold Limit Values (TLV)
		Central Nervous System impairment Adopted values or notations enclosed are those for which changes are proposed in the NIC See Notice of Intended Changes (NIC) varies		
		TWA	0.100000 mg/m3	USA. ACGIH Threshold Limit Values (TLV)
		Central Nervous System impairment 2015 Adoption varies		
		TWA	0.020000 mg/m3	USA. ACGIH Threshold Limit Values (TLV)
		Central Nervous System impairment 2015 Adoption varies		
		TWA	1 mg/m3	USA. NIOSH Recommended Exposure Limits
		ST	3 mg/m3	USA. NIOSH Recommended Exposure Limits
		TWA	0.1 mg/m3	USA. ACGIH Threshold Limit Values (TLV)
		Central Nervous System impairment Not classifiable as a human carcinogen varies		
		TWA	0.02 mg/m3	USA. ACGIH Threshold Limit Values (TLV)
		Central Nervous System impairment Not classifiable as a human carcinogen varies		

8.2 Exposure controls

Appropriate engineering controls

Handle in accordance with good industrial hygiene and safety practice. Wash hands before breaks and at the end of workday.

Personal protective equipment

Eye/face protection

Safety glasses with side-shields conforming to EN166 Use equipment for eye protection tested and approved under appropriate government standards such as NIOSH (US) or EN 166(EU).

Skin protection

Handle with gloves. Gloves must be inspected prior to use. Use proper glove removal technique (without touching glove's outer surface) to avoid skin contact with this product. Dispose of contaminated gloves after use in accordance with applicable laws and good laboratory practices. Wash and dry hands.

Body Protection

Impervious clothing, Flame retardant protective clothing, The type of protective equipment must be selected according to the concentration and amount of the dangerous substance at the specific workplace.

Respiratory protection

Where risk assessment shows air-purifying respirators are appropriate use (EN 143) respirator cartridges as a backup to engineering controls. If th full-face supplied air respirator. Use respirators and components tested and approved under appropriate government standards such as NIOSH (US) or CEN (EU).

Control of environmental exposure

Prevent further leakage or spillage if safe to do so. Do not let product enter drains. Discharge into the environment must be avoided.

9. PHYSICAL AND CHEMICAL PROPERTIES

9.1 Information on basic physical and chemical properties

- | | |
|---|---|
| a) Appearance | Form: powder
Colour: grey |
| b) Odour | No data available |
| c) Odour Threshold | No data available |
| d) pH | No data available |
| e) Melting point/freezing point | Melting point/range: 1,244 °C (2,271 °F) - lit. |
| f) Initial boiling point and boiling range | 1,962 °C (3,564 °F) - lit. |
| g) Flash point | ()Not applicable |
| h) Evaporation rate | No data available |
| i) Flammability (solid, gas) | No data available |
| j) Upper/lower flammability or explosive limits | No data available |
| k) Vapour pressure | No data available |
| l) Vapour density | No data available |
| m) Relative density | 7.3 g/mL at 25 °C (77 °F) |
| n) Water solubility | No data available |
| o) Partition coefficient: n-octanol/water | No data available |
| p) Auto-ignition temperature | No data available |
| q) Decomposition temperature | No data available |
| r) Viscosity | No data available |
| s) Explosive properties | No data available |
| t) Oxidizing properties | No data available |

9.2 Other safety information

No data available

10. STABILITY AND REACTIVITY

10.1 Reactivity

No data available

10.2 Chemical stability

Stable under recommended storage conditions.

10.3 Possibility of hazardous reactions

Reacts violently with water.

10.4 Conditions to avoid

Exposure to moisture

10.5 Incompatible materials

acids, Halogens, Bases, Phosphorus, Sulphur oxides, Peroxides

10.6 Hazardous decomposition products

Hazardous decomposition products formed under fire conditions. - Manganese/manganese oxides

Other decomposition products - No data available

In the event of fire: see section 5

11. TOXICOLOGICAL INFORMATION

11.1 Information on toxicological effects

Acute toxicity

LD50 Oral - Rat - 9,000 mg/kg(Manganese)

Inhalation: No data available(Manganese)

Dermal: No data available(Manganese)

No data available(Manganese)

Skin corrosion/irritation

Skin - Rabbit(Manganese)

Result: Mild skin irritation - 24 h

Serious eye damage/eye irritation

Eyes - Rabbit(Manganese)

Result: Mild eye irritation - 24 h

Respiratory or skin sensitisation

No data available(Manganese)

Germ cell mutagenicity

No data available(Manganese)

Carcinogenicity

IARC: No component of this product present at levels greater than or equal to 0.1% is identified as probable, possible or confirmed human carcinogen by IARC.

No component of this product present at levels greater than or equal to 0.1% is identified as probable, possible or confirmed human carcinogen by IARC.

NTP: No component of this product present at levels greater than or equal to 0.1% is identified as a known or anticipated carcinogen by NTP.

No component of this product present at levels greater than or equal to 0.1% is identified as a known or anticipated carcinogen by NTP.

OSHA: No component of this product present at levels greater than or equal to 0.1% is identified as a carcinogen or potential carcinogen by OSHA.

No component of this product present at levels greater than or equal to 0.1% is identified as a carcinogen or potential carcinogen by OSHA.

Reproductive toxicity

No data available(Manganese)

May cause reproductive disorders.(Manganese)

Specific target organ toxicity - single exposure

No data available(Manganese)

Specific target organ toxicity - repeated exposure

No data available

Aspiration hazard

No data available(Manganese)

Additional Information

RTECS: OO9275000

Men exposed to manganese dusts showed a decrease in fertility. Chronic man system. Early symptoms include languor, sleepiness and weakness in the le disturbances such as uncontrollable laughter and a spastic gait with tend cases. High incidence of pneumonia has been found in workers exposed to t(Manganese)

Stomach - Irregularities - Based on Human Evidence

Stomach - Irregularities - Based on Human Evidence(Manganese)

12. ECOLOGICAL INFORMATION**12.1 Toxicity**

Toxicity to daphnia and other aquatic invertebrates EC50 - Daphnia magna (Water flea) - 40 mg/l - 48 h(Manganese)

12.2 Persistence and degradability

No data available

12.3 Bioaccumulative potential

No data available

12.4 Mobility in soil

No data available(Manganese)

12.5 Results of PBT and vPvB assessment

PBT/vPvB assessment not available as chemical safety assessment not required/not conducted

12.6 Other adverse effects

An environmental hazard cannot be excluded in the event of unprofessional handling or disposal. Harmful to aquatic life.

No data available

13. DISPOSAL CONSIDERATIONS**13.1 Waste treatment methods****Product**

Burn in a chemical incinerator equipped with an afterburner and scrubber b highly flammable. Offer surplus and non-recyclable solutions to a licensed disposal company. Contact a licensed professional waste disposal service to dispose of this material.

Contaminated packaging

Dispose of as unused product.

14. TRANSPORT INFORMATION**DOT (US)**

UN number: 3208 Class: 4.3 Packing group: I
Proper shipping name: Metallic substance, water-reactive, n.o.s. (Manganese)
Poison Inhalation Hazard: No

IMDG

UN number: 3208 Class: 4.3 Packing group: I EMS-No: F-G, S-N
Proper shipping name: METALLIC SUBSTANCE, WATER-REACTIVE, N.O.S. (Manganese)

IATA

UN number: 3208 Class: 4.3 Packing group: I
Proper shipping name: Metallic substance, water-reactive, n.o.s. (Manganese)
IATA Passenger: Not permitted for transport

15. REGULATORY INFORMATION**SARA 302 Components**

No chemicals in this material are subject to the reporting requirements of SARA Title III, Section 302.

SARA 313 Components

	CAS-No.	Revision Date
Manganese	7439-96-5	2007-07-01

SARA 311/312 Hazards

Reactivity Hazard, Chronic Health Hazard

Massachusetts Right To Know Components

	CAS-No.	Revision Date
Manganese	7439-96-5	2007-07-01

Pennsylvania Right To Know Components

	CAS-No.	Revision Date
Manganese	7439-96-5	2007-07-01

New Jersey Right To Know Components

	CAS-No.	Revision Date
Manganese	7439-96-5	2007-07-01

California Prop. 65 Components

This product does not contain any chemicals known to State of California to cause cancer, birth defects, or any other reproductive harm.

This product does not contain any chemicals known to State of California to cause cancer, birth defects, or any other reproductive harm.

16. OTHER INFORMATION**Full text of H-Statements referred to under sections 2 and 3.**

H260	In contact with water releases flammable gases which may ignite spontaneously.
H402	Harmful to aquatic life.
H412	Harmful to aquatic life with long lasting effects.

HMIS Rating

Health hazard:	0
Chronic Health Hazard:	*
Flammability:	3
Physical Hazard	2

NFPA Rating

Health hazard:	0
Fire Hazard:	0
Reactivity Hazard:	2
Special hazard.I:	W

Further information

Copyright 2016 Sigma-Aldrich Co. LLC. License granted to make unlimited paper copies for internal use only.
The above information is believed to be correct but does not purport to be all inclusive and shall be used only as a guide. The information in this document is based on the present state of our knowledge and is applicable to the product with regard to appropriate safety precautions. It does not represent any guarantee of the properties of the product. Sigma-Aldrich Corporation and its Affiliates shall not be held liable for any damage resulting from handling

or from contact with the above product. See www.sigma-aldrich.com and/or the reverse side of invoice or packing slip for additional terms and conditions of sale.

Preparation Information

Sigma-Aldrich Corporation
Product Safety – Americas Region
1-800-521-8956
Version: 6.1

Revision Date: 05/28/2017

Print Date: 06/28/2019

1. PRODUCT AND COMPANY IDENTIFICATION

1.1 Product identifiers

Product name : Mercury

Product Number : 215457
Brand : Sigma-Aldrich
Index-No. : 080-001-00-0

CAS-No. : 7439-97-6

1.2 Relevant identified uses of the substance or mixture and uses advised against

Identified uses : Laboratory chemicals, Synthesis of substances

1.3 Details of the supplier of the safety data sheet

Company : Sigma-Aldrich
3050 Spruce Street
SAINT LOUIS MO 63103
USA

Telephone : +1 800-325-5832
Fax : +1 800-325-5052

1.4 Emergency telephone number

Emergency Phone # : +1-703-527-3887 (CHEMTREC)

2. HAZARDS IDENTIFICATION

2.1 Classification of the substance or mixture

GHS Classification in accordance with 29 CFR 1910 (OSHA HCS)

Acute toxicity, Inhalation (Category 2), H330
Reproductive toxicity (Category 1B), H360
Specific target organ toxicity - repeated exposure (Category 1), H372
Acute aquatic toxicity (Category 1), H400
Chronic aquatic toxicity (Category 1), H410

For the full text of the H-Statements mentioned in this Section, see Section 16.

2.2 GHS Label elements, including precautionary statements

Pictogram



Signal word

Danger

Hazard statement(s)

H330 Fatal if inhaled.
H360 May damage fertility or the unborn child.
H372 Causes damage to organs through prolonged or repeated exposure.
H410 Very toxic to aquatic life with long lasting effects.

Precautionary statement(s)

P201 Obtain special instructions before use.
P202 Do not handle until all safety precautions have been read and understood.
P260 Do not breathe dust/ fume/ gas/ mist/ vapours/ spray.

P264	Wash skin thoroughly after handling.
P270	Do not eat, drink or smoke when using this product.
P271	Use only outdoors or in a well-ventilated area.
P273	Avoid release to the environment.
P280	Wear protective gloves/ protective clothing/ eye protection/ face protection.
P284	Wear respiratory protection.
P304 + P340 + P310	IF INHALED: Remove person to fresh air and keep comfortable for breathing. Immediately call a POISON CENTER/doctor.
P308 + P313	IF exposed or concerned: Get medical advice/ attention.
P391	Collect spillage.
P403 + P233	Store in a well-ventilated place. Keep container tightly closed.
P405	Store locked up.
P501	Dispose of contents/ container to an approved waste disposal plant.

2.3 Hazards not otherwise classified (HNOC) or not covered by GHS - none

3. COMPOSITION/INFORMATION ON INGREDIENTS

3.1 Substances

Formula	:	Hg
Molecular weight	:	200.59 g/mol
CAS-No.	:	7439-97-6
EC-No.	:	231-106-7
Index-No.	:	080-001-00-0

Hazardous components

Component	Classification	Concentration
Mercury		
	Acute Tox. 2; Repr. 1B; STOT RE 1; Aquatic Acute 1; Aquatic Chronic 1; H330, H360, H372, H410	90 - 100 %

For the full text of the H-Statements mentioned in this Section, see Section 16.

4. FIRST AID MEASURES

4.1 Description of first aid measures

General advice

Consult a physician. Show this safety data sheet to the doctor in attendance. Move out of dangerous area.

If inhaled

If breathed in, move person into fresh air. If not breathing, give artificial respiration. Consult a physician.

In case of skin contact

Wash off with soap and plenty of water. Take victim immediately to hospital. Consult a physician.

In case of eye contact

Flush eyes with water as a precaution.

If swallowed

Never give anything by mouth to an unconscious person. Rinse mouth with water. Consult a physician.

4.2 Most important symptoms and effects, both acute and delayed

The most important known symptoms and effects are described in the labelling (see section 2.2) and/or in section 11

4.3 Indication of any immediate medical attention and special treatment needed

No data available

5. FIREFIGHTING MEASURES

5.1 Extinguishing media

Suitable extinguishing media

Use water spray, alcohol-resistant foam, dry chemical or carbon dioxide.

5.2 Special hazards arising from the substance or mixture

No data available

5.3 Advice for firefighters

Wear self-contained breathing apparatus for firefighting if necessary.

5.4 Further information

No data available

6. ACCIDENTAL RELEASE MEASURES

6.1 Personal precautions, protective equipment and emergency procedures

Wear respiratory protection. Avoid breathing vapours, mist or gas. Ensure adequate ventilation. Evacuate personnel to safe areas.

For personal protection see section 8.

6.2 Environmental precautions

Prevent further leakage or spillage if safe to do so. Do not let product enter drains. Discharge into the environment must be avoided.

6.3 Methods and materials for containment and cleaning up

Soak up with inert absorbent material and dispose of as hazardous waste. Keep in suitable, closed containers for disposal. In some instances, a mercury spill kit may be used. Please consult with your site EHS representative to determine the most appropriate clean up method. Soak up with inert absorbent material and dispose of as hazardous waste. Keep in suitable, closed containers for disposal.

6.4 Reference to other sections

For disposal see section 13.

7. HANDLING AND STORAGE

7.1 Precautions for safe handling

Avoid contact with skin and eyes. Avoid inhalation of vapour or mist.

For precautions see section 2.2.

7.2 Conditions for safe storage, including any incompatibilities

Keep container tightly closed in a dry and well-ventilated place. Containers which are opened must be carefully resealed and kept upright to prevent leakage.

Store under inert gas.

Storage class (TRGS 510): 6.1B: Non-combustible, acute toxic Cat. 1 and 2 / very toxic hazardous materials

7.3 Specific end use(s)

Apart from the uses mentioned in section 1.2 no other specific uses are stipulated

8. EXPOSURE CONTROLS/PERSONAL PROTECTION

8.1 Control parameters

Components with workplace control parameters

Component	CAS-No.	Value	Control parameters	Basis
Mercury	7439-97-6	C	0.1 mg/m ³	USA. NIOSH Recommended Exposure Limits
	Remarks	Potential for dermal absorption		
		CEIL	1.0mg/10m ³	USA. Occupational Exposure Limits (OSHA) - Table Z-2
		TWA	0.05 mg/m ³	USA. OSHA - TABLE Z-1 Limits for Air Contaminants - 1910.1000
		Skin notation		

		TWA	0.025 mg/m ³	USA. ACGIH Threshold Limit Values (TLV)
		Central Nervous System impairment Kidney damage Substances for which there is a Biological Exposure Index or Indices (see BEI® section) Not classifiable as a human carcinogen Danger of cutaneous absorption		
		TWA	0.05 mg/m ³	USA. NIOSH Recommended Exposure Limits
		Potential for dermal absorption		

8.2 Exposure controls

Appropriate engineering controls

Avoid contact with skin, eyes and clothing. Wash hands before breaks and immediately after handling the product.

Personal protective equipment

Eye/face protection

Face shield and safety glasses Use equipment for eye protection tested and approved under appropriate government standards such as NIOSH (US) or EN 166(EU).

Skin protection

Handle with gloves. Gloves must be inspected prior to use. Use proper glove removal technique (without touching glove's outer surface) to avoid skin contact with this product. Dispose of contaminated gloves after use in accordance with applicable laws and good laboratory practices. Wash and dry hands.

Full contact

Material: Nitrile rubber

Minimum layer thickness: 0.11 mm

Break through time: 480 min

Material tested: Dermatril® (KCL 740 / Aldrich Z677272, Size M)

Splash contact

Material: Nitrile rubber

Minimum layer thickness: 0.11 mm

Break through time: 480 min

Material tested: Dermatril® (KCL 740 / Aldrich Z677272, Size M)

data source: KCL GmbH, D-36124 Eichenzell, phone +49 (0)6659 87300, e-mail sales@kcl.de, test method: EN374

If used in solution, or mixed with other substances, and under conditions which differ from EN 374, contact the supplier of the CE approved gloves. This recommendation is advisory only and must be evaluated by an industrial hygienist and safety officer familiar with the specific situation of anticipated use by our customers. It should not be construed as offering an approval for any specific use scenario.

Body Protection

Complete suit protecting against chemicals, The type of protective equipment must be selected according to the concentration and amount of the dangerous substance at the specific workplace.

Respiratory protection

Where risk assessment shows air-purifying respirators are appropriate use a full-face respirator with multi-purpose combination (US) or type ABEK (EN 14387) respirator cartridges as a backup to engineering controls. If the respirator is the sole means of protection, use a full-face supplied air respirator. Use respirators and components tested and approved under appropriate government standards such as NIOSH (US) or CEN (EU).

Control of environmental exposure

Prevent further leakage or spillage if safe to do so. Do not let product enter drains. Discharge into the environment must be avoided.

9. PHYSICAL AND CHEMICAL PROPERTIES

9.1 Information on basic physical and chemical properties

- | | |
|---------------|---------------------------------------|
| a) Appearance | Form: liquid
Colour: silver, white |
|---------------|---------------------------------------|

b) Odour	odourless
c) Odour Threshold	No data available
d) pH	No data available
e) Melting point/freezing point	Melting point/range: -38.87 °C (-37.97 °F) - lit.
f) Initial boiling point and boiling range	356.6 °C (673.9 °F) - lit.
g) Flash point	Not applicable
h) Evaporation rate	No data available
i) Flammability (solid, gas)	No data available
j) Upper/lower flammability or explosive limits	No data available
k) Vapour pressure	< 0.01 hPa (< 0.01 mmHg) at 20 °C (68 °F) 1 hPa (1 mmHg) at 126 °C (259 °F)
l) Vapour density	6.93 - (Air = 1.0)
m) Relative density	13.55 g/cm ³ at 25 °C (77 °F)
n) Water solubility	0.00006 g/l at 25 °C (77 °F)
o) Partition coefficient: n-octanol/water	No data available
p) Auto-ignition temperature	No data available
q) Decomposition temperature	No data available
r) Viscosity	No data available
s) Explosive properties	No data available
t) Oxidizing properties	No data available

9.2 Other safety information

Relative vapour density 6.93 - (Air = 1.0)

10. STABILITY AND REACTIVITY

10.1 Reactivity

No data available

10.2 Chemical stability

Stable under recommended storage conditions.

10.3 Possibility of hazardous reactions

No data available

10.4 Conditions to avoid

No data available

10.5 Incompatible materials

Strong oxidizing agents, Ammonia, Azides, Nitrates, Chlorates, Copper

10.6 Hazardous decomposition products

Hazardous decomposition products formed under fire conditions. - Mercury/mercury oxides.

Other decomposition products - No data available

In the event of fire: see section 5

11. TOXICOLOGICAL INFORMATION

11.1 Information on toxicological effects

Acute toxicity

No data available

LC50 Inhalation - Rat - male - 2 h - < 27 mg/m³

Dermal: No data available

No data available

Skin corrosion/irritation

No data available

Serious eye damage/eye irritation

No data available

Respiratory or skin sensitisation

No data available

Germ cell mutagenicity

No data available

Carcinogenicity

This product is or contains a component that is not classifiable as to its carcinogenicity based on its IARC, ACGIH, NTP, or EPA classification.

IARC: No component of this product present at levels greater than or equal to 0.1% is identified as probable, possible or confirmed human carcinogen by IARC.

NTP: No component of this product present at levels greater than or equal to 0.1% is identified as a known or anticipated carcinogen by NTP.

OSHA: No component of this product present at levels greater than or equal to 0.1% is on OSHA's list of regulated carcinogens.

Reproductive toxicity

Presumed human reproductive toxicant

Specific target organ toxicity - single exposure

No data available

Specific target organ toxicity - repeated exposure

Causes damage to organs through prolonged or repeated exposure.

Aspiration hazard

No data available

Additional Information

RTECS: OV4550000

To the best of our knowledge, the chemical, physical, and toxicological properties have not been thoroughly investigated.

Stomach - Irregularities - Based on Human Evidence

Stomach - Irregularities - Based on Human Evidence

12. ECOLOGICAL INFORMATION

12.1 Toxicity

Toxicity to fish mortality LC50 - Cyprinus carpio (Carp) - 0.160 mg/l - 96 h

12.2 Persistence and degradability

No data available

12.3 Bioaccumulative potential

Bioaccumulation Carassius auratus (goldfish) - 1,789 d
- 0.25 µg/l

Bioconcentration factor (BCF): 155,986

12.4 Mobility in soil

No data available

12.5 Results of PBT and vPvB assessment

PBT/vPvB assessment not available as chemical safety assessment not required/not conducted

12.6 Other adverse effects

An environmental hazard cannot be excluded in the event of unprofessional handling or disposal.
Very toxic to aquatic life with long lasting effects.

13. DISPOSAL CONSIDERATIONS

13.1 Waste treatment methods

Product

Offer surplus and non-recyclable solutions to a licensed disposal company. Contact a licensed professional waste disposal service to dispose of this material.

Contaminated packaging

Dispose of as unused product.

14. TRANSPORT INFORMATION

DOT (US)

UN number: 2809 Class: 8 (6.1) Packing group: III
Proper shipping name: A. W. Mercury
Reportable Quantity (RQ): 1 lbs
Poison Inhalation Hazard: No

IMDG

IATA

UN number: 2809 Class: 8 (6.1) Packing group: III
Proper shipping name: Mercury

15. REGULATORY INFORMATION

SARA 302 Components

No chemicals in this material are subject to the reporting requirements of SARA Title III, Section 302.

SARA 313 Components

This material does not contain any chemical components with known CAS numbers that exceed the threshold (De Minimis) reporting levels established by SARA Title III, Section 313.

SARA 311/312 Hazards

Acute Health Hazard, Chronic Health Hazard

Massachusetts Right To Know Components

	CAS-No.	Revision Date
Mercury	7439-97-6	2015-11-23

Pennsylvania Right To Know Components

	CAS-No.	Revision Date
Mercury	7439-97-6	2015-11-23

	CAS-No.	Revision Date
Mercury	7439-97-6	2015-11-23

New Jersey Right To Know Components

	CAS-No.	Revision Date
Mercury	7439-97-6	2015-11-23

California Prop. 65 Components

WARNING: This product contains a chemical known to the State of California to cause birth defects or other reproductive harm.
Mercury

CAS-No.
7439-97-6

Revision Date
2013-12-20

16. OTHER INFORMATION

Full text of H-Statements referred to under sections 2 and 3.

Acute Tox.	Acute toxicity
Aquatic Acute	Acute aquatic toxicity
Aquatic Chronic	Chronic aquatic toxicity
H330	Fatal if inhaled.
H360	May damage fertility or the unborn child.
H372	Causes damage to organs through prolonged or repeated exposure.
H400	Very toxic to aquatic life.
H410	Very toxic to aquatic life with long lasting effects.
Repr.	Reproductive toxicity

HMIS Rating

Health hazard:	2
Chronic Health Hazard:	*
Flammability:	0
Physical Hazard	0

NFPA Rating

Health hazard:	2
Fire Hazard:	0
Reactivity Hazard:	0

Further information

Copyright 2016 Sigma-Aldrich Co. LLC. License granted to make unlimited paper copies for internal use only. The above information is believed to be correct but does not purport to be all inclusive and shall be used only as a guide. The information in this document is based on the present state of our knowledge and is applicable to the product with regard to appropriate safety precautions. It does not represent any guarantee of the properties of the product. Sigma-Aldrich Corporation and its Affiliates shall not be held liable for any damage resulting from handling or from contact with the above product. See www.sigma-aldrich.com and/or the reverse side of invoice or packing slip for additional terms and conditions of sale.

Preparation Information

Sigma-Aldrich Corporation
Product Safety – Americas Region
1-800-521-8956

Version: 3.15

Revision Date: 03/05/2018

Print Date: 06/28/2019

SAFETY DATA SHEET

Version 4.4
Revision Date 07/09/2014
Print Date 11/10/2018

1. PRODUCT AND COMPANY IDENTIFICATION**1.1 Product identifiers**

Product name : Propylbenzene

Product Number : P52407
Brand : Aldrich
Index-No. : 601-024-00-X
CAS-No. : 103-65-1

1.2 Relevant identified uses of the substance or mixture and uses advised against

Identified uses : Laboratory chemicals, Manufacture of substances

1.3 Details of the supplier of the safety data sheet

Company : Sigma-Aldrich
3050 Spruce Street
SAINT LOUIS MO 63103
USA
Telephone : +1 800-325-5832
Fax : +1 800-325-5052

1.4 Emergency telephone number

Emergency Phone # : +1-703-527-3887 (CHEMTREC)

2. HAZARDS IDENTIFICATION**2.1 Classification of the substance or mixture****GHS Classification in accordance with 29 CFR 1910 (OSHA HCS)**

Flammable liquids (Category 3), H226
Specific target organ toxicity - single exposure (Category 3), Respiratory system, H335
Aspiration hazard (Category 1), H304
Acute aquatic toxicity (Category 2), H401
Chronic aquatic toxicity (Category 2), H411

For the full text of the H-Statements mentioned in this Section, see Section 16.

2.2 GHS Label elements, including precautionary statements

Pictogram



Signal word

Danger

Hazard statement(s)

H226 Flammable liquid and vapour.
H304 May be fatal if swallowed and enters airways.
H335 May cause respiratory irritation.
H411 Toxic to aquatic life with long lasting effects.

Precautionary statement(s)

P210 Keep away from heat/sparks/open flames/hot surfaces. - No smoking.
P233 Keep container tightly closed.
P240 Ground/bond container and receiving equipment.
P241 Use explosion-proof electrical/ ventilating/ lighting/ equipment.

P242	Use only non-sparking tools.
P243	Take precautionary measures against static discharge.
P261	Avoid breathing dust/ fume/ gas/ mist/ vapours/ spray.
P271	Use only outdoors or in a well-ventilated area.
P273	Avoid release to the environment.
P280	Wear protective gloves/ protective clothing/ eye protection/ face protection.
P301 + P310	IF SWALLOWED: Immediately call a POISON CENTER or doctor/ physician.
P303 + P361 + P353	IF ON SKIN (or hair): Remove/ Take off immediately all contaminated clothing. Rinse skin with water/ shower.
P304 + P340	IF INHALED: Remove victim to fresh air and keep at rest in a position comfortable for breathing.
P312	Call a POISON CENTER or doctor/ physician if you feel unwell.
P331	Do NOT induce vomiting.
P370 + P378	In case of fire: Use dry sand, dry chemical or alcohol-resistant foam for extinction.
P391	Collect spillage.
P403 + P233	Store in a well-ventilated place. Keep container tightly closed.
P403 + P235	Store in a well-ventilated place. Keep cool.
P405	Store locked up.
P501	Dispose of contents/ container to an approved waste disposal plant.

2.3 Hazards not otherwise classified (HNOC) or not covered by GHS - none

3. COMPOSITION/INFORMATION ON INGREDIENTS

3.1 Substances

Synonyms	: 1-Phenylpropane
Formula	: C ₉ H ₁₂
Molecular Weight	: 120.19 g/mol
CAS-No.	: 103-65-1
EC-No.	: 203-132-9
Index-No.	: 601-024-00-X

Hazardous components

Component	Classification	Concentration
Propylbenzene	Flam. Liq. 3; STOT SE 3; Asp. Tox. 1; Aquatic Acute 2; Aquatic Chronic 2; H226, H304, H335, H411	-

For the full text of the H-Statements mentioned in this Section, see Section 16.

4. FIRST AID MEASURES

4.1 Description of first aid measures

General advice

Consult a physician. Show this safety data sheet to the doctor in attendance. Move out of dangerous area.

If inhaled

If breathed in, move person into fresh air. If not breathing, give artificial respiration. Consult a physician.

In case of skin contact

Wash off with soap and plenty of water. Consult a physician.

In case of eye contact

Flush eyes with water as a precaution.

If swallowed

Do NOT induce vomiting. Never give anything by mouth to an unconscious person. Rinse mouth with water. Consult a physician.

- 4.2 Most important symptoms and effects, both acute and delayed**
The most important known symptoms and effects are described in the labelling (see section 2.2) and/or in section 11
- 4.3 Indication of any immediate medical attention and special treatment needed**
no data available
-

5. FIREFIGHTING MEASURES

- 5.1 Extinguishing media**
Suitable extinguishing media
Use water spray, alcohol-resistant foam, dry chemical or carbon dioxide.
- 5.2 Special hazards arising from the substance or mixture**
Carbon oxides
- 5.3 Advice for firefighters**
Wear self contained breathing apparatus for fire fighting if necessary.
- 5.4 Further information**
Use water spray to cool unopened containers.
-

6. ACCIDENTAL RELEASE MEASURES

- 6.1 Personal precautions, protective equipment and emergency procedures**
Use personal protective equipment. Avoid breathing vapours, mist or gas. Ensure adequate ventilation. Remove all sources of ignition. Evacuate personnel to safe areas. Beware of vapours accumulating to form explosive concentrations. Vapours can accumulate in low areas.
For personal protection see section 8.
- 6.2 Environmental precautions**
Prevent further leakage or spillage if safe to do so. Do not let product enter drains. Discharge into the environment must be avoided.
- 6.3 Methods and materials for containment and cleaning up**
Contain spillage, and then collect with an electrically protected vacuum cleaner or by wet-brushing and place in container for disposal according to local regulations (see section 13).
- 6.4 Reference to other sections**
For disposal see section 13.
-

7. HANDLING AND STORAGE

- 7.1 Precautions for safe handling**
Avoid contact with skin and eyes. Avoid inhalation of vapour or mist.
Keep away from sources of ignition - No smoking. Take measures to prevent the build up of electrostatic charge.
For precautions see section 2.2.
- 7.2 Conditions for safe storage, including any incompatibilities**
Keep container tightly closed in a dry and well-ventilated place. Containers which are opened must be carefully resealed and kept upright to prevent leakage.
- 7.3 Specific end use(s)**
Apart from the uses mentioned in section 1.2 no other specific uses are stipulated
-

8. EXPOSURE CONTROLS/PERSONAL PROTECTION

- 8.1 Control parameters**
Components with workplace control parameters
Contains no substances with occupational exposure limit values.
- 8.2 Exposure controls**
Appropriate engineering controls
Handle in accordance with good industrial hygiene and safety practice. Wash hands before breaks and at the end of workday.

Personal protective equipment

Eye/face protection

Face shield and safety glasses Use equipment for eye protection tested and approved under appropriate government standards such as NIOSH (US) or EN 166(EU).

Skin protection

Handle with gloves. Gloves must be inspected prior to use. Use proper glove removal technique (without touching glove's outer surface) to avoid skin contact with this product. Dispose of contaminated gloves after use in accordance with applicable laws and good laboratory practices. Wash and dry hands.

Full contact

Material: Fluorinated rubber

Minimum layer thickness: 0.7 mm

Break through time: 480 min

Material tested: Vitoject® (KCL 890 / Aldrich Z677698, Size M)

Splash contact

Material: Nitrile rubber

Minimum layer thickness: 0.4 mm

Break through time: 30 min

Material tested: Camatril® (KCL 730 / Aldrich Z677442, Size M)

data source: KCL GmbH, D-36124 Eichenzell, phone +49 (0)6659 87300, e-mail sales@kcl.de, test method: EN374

If used in solution, or mixed with other substances, and under conditions which differ from EN 374, contact the supplier of the CE approved gloves. This recommendation is advisory only and must be evaluated by an industrial hygienist and safety officer familiar with the specific situation of anticipated use by our customers. It should not be construed as offering an approval for any specific use scenario.

Body Protection

Complete suit protecting against chemicals, Flame retardant antistatic protective clothing, The type of protective equipment must be selected according to the concentration and amount of the dangerous substance at the specific workplace.

Respiratory protection

Where risk assessment shows air-purifying respirators are appropriate use a full-face respirator with multi-purpose combination (US) or type ABEK (EN 14387) respirator cartridges as a backup to engineering controls. If the respirator is the sole means of protection, use a full-face supplied air respirator. Use respirators and components tested and approved under appropriate government standards such as NIOSH (US) or CEN (EU).

Control of environmental exposure

Prevent further leakage or spillage if safe to do so. Do not let product enter drains. Discharge into the environment must be avoided.

9. PHYSICAL AND CHEMICAL PROPERTIES

9.1 Information on basic physical and chemical properties

- | | |
|--|--|
| a) Appearance | Form: liquid, clear
Colour: colourless |
| b) Odour | no data available |
| c) Odour Threshold | no data available |
| d) pH | no data available |
| e) Melting point/freezing point | Melting point/range: -99 °C (-146 °F) - lit. |
| f) Initial boiling point and boiling range | 159 °C (318 °F) - lit. |
| g) Flash point | 42.0 °C (107.6 °F) - closed cup |
| h) Evaporation rate | no data available |
| i) Flammability (solid, gas) | no data available |

j) Upper/lower flammability or explosive limits	Upper explosion limit: 6 %(V) Lower explosion limit: 0.8 %(V)
k) Vapour pressure	no data available
l) Vapour density	no data available
m) Relative density	0.862 g/cm ³ at 25 °C (77 °F)
n) Water solubility	slightly soluble
o) Partition coefficient: n-octanol/water	no data available
p) Auto-ignition temperature	450.0 °C (842.0 °F)
q) Decomposition temperature	no data available
r) Viscosity	no data available
s) Explosive properties	no data available
t) Oxidizing properties	no data available

9.2 Other safety information

no data available

10. STABILITY AND REACTIVITY

10.1 Reactivity

no data available

10.2 Chemical stability

Stable under recommended storage conditions.

10.3 Possibility of hazardous reactions

no data available

10.4 Conditions to avoid

Heat, flames and sparks.

10.5 Incompatible materials

Strong oxidizing agents

10.6 Hazardous decomposition products

Other decomposition products - no data available

In the event of fire: see section 5

11. TOXICOLOGICAL INFORMATION

11.1 Information on toxicological effects

Acute toxicity

LD50 Oral - rat - 6,040 mg/kg

Remarks: Behavioral:Somnolence (general depressed activity).

LC50 Inhalation - rat - 2 h - 65000 ppm

Dermal: no data available

no data available

Skin corrosion/irritation

no data available

Serious eye damage/eye irritation

no data available

Respiratory or skin sensitisation

no data available

Germ cell mutagenicity

no data available

Carcinogenicity

- IARC: No component of this product present at levels greater than or equal to 0.1% is identified as probable, possible or confirmed human carcinogen by IARC.
- ACGIH: No component of this product present at levels greater than or equal to 0.1% is identified as a carcinogen or potential carcinogen by ACGIH.
- NTP: No component of this product present at levels greater than or equal to 0.1% is identified as a known or anticipated carcinogen by NTP.
- OSHA: No component of this product present at levels greater than or equal to 0.1% is identified as a carcinogen or potential carcinogen by OSHA.

Reproductive toxicity

no data available

no data available

Specific target organ toxicity - single exposure

May cause respiratory irritation.

Specific target organ toxicity - repeated exposure

no data available

Aspiration hazard

May be fatal if swallowed and enters airways.

Additional Information

RTECS: DA8750000

Damage to the lungs., To the best of our knowledge, the chemical, physical, and toxicological properties have not been thoroughly investigated.

Kidney -

12. ECOLOGICAL INFORMATION**12.1 Toxicity**

- Toxicity to fish LC50 - *Oncorhynchus mykiss* (rainbow trout) - 1.55 mg/l - 96.0 h
- Toxicity to daphnia and other aquatic invertebrates Immobilization EC50 - *Daphnia magna* (Water flea) - 2 mg/l - 24 h

12.2 Persistence and degradability

no data available

12.3 Bioaccumulative potential

no data available

12.4 Mobility in soil

no data available

12.5 Results of PBT and vPvB assessment

PBT/vPvB assessment not available as chemical safety assessment not required/not conducted

12.6 Other adverse effects

An environmental hazard cannot be excluded in the event of unprofessional handling or disposal.
Toxic to aquatic life.

Avoid release to the environment.

13. DISPOSAL CONSIDERATIONS

13.1 Waste treatment methods

Product

Burn in a chemical incinerator equipped with an afterburner and scrubber but exert extra care in igniting as this material is highly flammable. Offer surplus and non-recyclable solutions to a licensed disposal company. Contact a licensed professional waste disposal service to dispose of this material.

Contaminated packaging

Dispose of as unused product.

14. TRANSPORT INFORMATION

DOT (US)

UN number: 2364 Class: 3 Packing group: III
Proper shipping name: n-Propyl benzene
Marine pollutant: No
Poison Inhalation Hazard: No

IMDG

UN number: 2364 Class: 3 Packing group: III EMS-No: F-E, S-D
Proper shipping name: n-PROPYLBENZENE
Marine pollutant: No

IATA

UN number: 2364 Class: 3 Packing group: III
Proper shipping name: n-Propylbenzene

15. REGULATORY INFORMATION

SARA 302 Components

SARA 302: No chemicals in this material are subject to the reporting requirements of SARA Title III, Section 302.

SARA 313 Components

SARA 313: This material does not contain any chemical components with known CAS numbers that exceed the threshold (De Minimis) reporting levels established by SARA Title III, Section 313.

SARA 311/312 Hazards

Fire Hazard, Acute Health Hazard

Massachusetts Right To Know Components

	CAS-No.	Revision Date
Propylbenzene	103-65-1	1993-04-24

Pennsylvania Right To Know Components

	CAS-No.	Revision Date
Propylbenzene	103-65-1	1993-04-24

New Jersey Right To Know Components

	CAS-No.	Revision Date
Propylbenzene	103-65-1	1993-04-24

California Prop. 65 Components

This product does not contain any chemicals known to State of California to cause cancer, birth defects, or any other reproductive harm.

16. OTHER INFORMATION

Full text of H-Statements referred to under sections 2 and 3.

Aquatic Acute	Acute aquatic toxicity
Aquatic Chronic	Chronic aquatic toxicity

Asp. Tox.	Aspiration hazard
Flam. Liq.	Flammable liquids
H226	Flammable liquid and vapour.
H304	May be fatal if swallowed and enters airways.
H335	May cause respiratory irritation.
H401	Toxic to aquatic life.
H411	Toxic to aquatic life with long lasting effects.
STOT SE	Specific target organ toxicity - single exposure

HMIS Rating

Health hazard:	2
Chronic Health Hazard:	
Flammability:	2
Physical Hazard	0

NFPA Rating

Health hazard:	2
Fire Hazard:	2
Reactivity Hazard:	0

Further information

Copyright 2014 Sigma-Aldrich Co. LLC. License granted to make unlimited paper copies for internal use only. The above information is believed to be correct but does not purport to be all inclusive and shall be used only as a guide. The information in this document is based on the present state of our knowledge and is applicable to the product with regard to appropriate safety precautions. It does not represent any guarantee of the properties of the product. Sigma-Aldrich Corporation and its Affiliates shall not be held liable for any damage resulting from handling or from contact with the above product. See www.sigma-aldrich.com and/or the reverse side of invoice or packing slip for additional terms and conditions of sale.

Preparation Information

Sigma-Aldrich Corporation
Product Safety – Americas Region
1-800-521-8956

Version: 4.4

Revision Date: 07/09/2014

Print Date: 11/10/2018

SAFETY DATA SHEET

Version 6.2
Revision Date 05/28/2017
Print Date 06/28/2019

1. PRODUCT AND COMPANY IDENTIFICATION**1.1 Product identifiers**

Product name : Sodium

Product Number : 483745

Brand : Aldrich

CAS-No. : 7440-23-5

1.2 Relevant identified uses of the substance or mixture and uses advised against

Identified uses : Laboratory chemicals, Synthesis of substances

1.3 Details of the supplier of the safety data sheet

Company : Sigma-Aldrich Inc.
3050 Spruce Street
ST. LOUIS MO 63103
UNITED STATES

Telephone : +1 314 771-5765

Fax : +1 800 325-5052

1.4 Emergency telephone number

Emergency Phone # : +1-703-527-3887

2. HAZARDS IDENTIFICATION**2.1 Classification of the substance or mixture****GHS Classification in accordance with 29 CFR 1910 (OSHA HCS)**

Substances and mixtures, which in contact with water, emit flammable gases (Category 1), H260

Skin corrosion (Category 1B), H314

Serious eye damage (Category 1), H318

Carcinogenicity (Category 1A), H350

For the full text of the H-Statements mentioned in this Section, see Section 16.

2.2 GHS Label elements, including precautionary statements

Pictogram



Signal word : Danger

Hazard statement(s)

H260 : In contact with water releases flammable gases which may ignite spontaneously.

H314 : Causes severe skin burns and eye damage.

H318 : Causes serious eye damage.

H350 : May cause cancer.

Precautionary statement(s)	
P201	Obtain special instructions before use.
P202	Do not handle until all safety precautions have been read and understood.
P223	Keep away from any possible contact with water, because of violent reaction and possible flash fire.
P231 + P232	Handle under inert gas. Protect from moisture.
P260	Do not breathe dust or mist.
P264	Wash skin thoroughly after handling.
P280	Wear protective gloves/ protective clothing/ eye protection/ face protection.
P281	Use personal protective equipment as required.
P301 + P330 + P331	IF SWALLOWED: Rinse mouth. Do NOT induce vomiting.
P303 + P361 + P353	IF ON SKIN (or hair): Remove/ Take off immediately all contaminated clothing. Rinse skin with water/ shower.
P304 + P340 + P310	IF INHALED: Remove victim to fresh air and keep at rest in a position comfortable for breathing. Immediately call a POISON CENTER or doctor/ physician.
P305 + P351 + P338 + P310	IF IN EYES: Rinse cautiously with water for several minutes. Remove contact lenses, if present and easy to do. Continue rinsing. Immediately call a POISON CENTER/doctor.
P308 + P313	IF exposed or concerned: Get medical advice/ attention.
P335 + P334	Brush off loose particles from skin. Immerse in cool water/ wrap in wet bandages.
P363	Wash contaminated clothing before reuse.
P370 + P378	In case of fire: Use dry sand, dry chemical or alcohol-resistant foam for extinction.
P402 + P404	Store in a dry place. Store in a closed container.
P405	Store locked up.
P501	Dispose of contents/ container to an approved waste disposal plant.

2.3 Hazards not otherwise classified (HNOC) or not covered by GHS

Reacts violently with water.

3. COMPOSITION/INFORMATION ON INGREDIENTS

3.2 Mixtures

Formula : Na
Molecular weight : 22.99 g/mol

Hazardous components

Component	Classification	Concentration
Sodium		
CAS-No. 7440-23-5 EC-No. 231-132-9 Index-No. 011-001-00-0	Water-react. 1; Skin Corr. 1B; Eye Dam. 1; H260, H314	>= 90 - <= 100 %
Paraffin oils		
CAS-No. 8012-95-1 EC-No. 232-384-2	Asp. Tox. 1; H304, H304	>= 90 - <= 100 %

For the full text of the H-Statements mentioned in this Section, see Section 16.

4. FIRST AID MEASURES

4.1 Description of first aid measures

General advice

Consult a physician. Show this safety data sheet to the doctor in attendance. Move out of dangerous area.

If inhaled

If breathed in, move person into fresh air. If not breathing, give artificial respiration. Consult a physician.

In case of skin contact

Take off contaminated clothing and shoes immediately. Wash off with soap and plenty of water. Consult a physician.

In case of eye contact

Rinse thoroughly with plenty of water for at least 15 minutes and consult a physician. Continue rinsing eyes during transport to hospital.

If swallowed

Do NOT induce vomiting. Never give anything by mouth to an unconscious person. Rinse mouth with water. Consult a physician.

4.2 Most important symptoms and effects, both acute and delayed

The most important known symptoms and effects are described in the labelling (see section 2.2) and/or in section 11

4.3 Indication of any immediate medical attention and special treatment needed

No data available

5. FIREFIGHTING MEASURES

5.1 Extinguishing media

Suitable extinguishing media

Dry powder

5.2 Special hazards arising from the substance or mixture

Carbon oxides, Sodium oxides

5.3 Advice for firefighters

Wear self-contained breathing apparatus for firefighting if necessary.

5.4 Further information

No data available

6. ACCIDENTAL RELEASE MEASURES

6.1 Personal precautions, protective equipment and emergency procedures

Use personal protective equipment. Avoid dust formation. Avoid breathing vapours, mist or gas. Ensure adequate ventilation. Evacuate personnel to safe areas. Avoid breathing dust.

For personal protection see section 8.

6.2 Environmental precautions

Prevent further leakage or spillage if safe to do so. Do not let product enter drains.

6.3 Methods and materials for containment and cleaning up

Sweep up and shovel. Contain spillage, and then collect with an electrically protected vacuum cleaner or by wet-brushing and place in container for disposal according to local regulations (see section 13). Do not flush with water. Keep in suitable, closed containers for disposal.

6.4 Reference to other sections

For disposal see section 13.

7. HANDLING AND STORAGE

7.1 Precautions for safe handling

Avoid formation of dust and aerosols. Further processing of solid materials may result in the formation of combustion products. Formation should be taken into consideration before additional processing

Provide appropriate exhaust ventilation at places where dust is formed. Keep away from sources of ignition - No smoking.

For precautions see section 2.2.

7.2 Conditions for safe storage, including any incompatibilities

Keep container tightly closed in a dry and well-ventilated place.
Never allow product to get in contact with water during storage.

Handle and store under inert gas. Air sensitive.

7.3 Specific end use(s)

Apart from the uses mentioned in section 1.2 no other specific uses are stipulated

8. EXPOSURE CONTROLS/PERSONAL PROTECTION

8.1 Control parameters

Components with workplace control parameters

Component	CAS-No.	Value	Control parameters	Basis
Paraffin oils	8012-95-1	STEL	10.000000 mg/m3	USA. ACGIH Threshold Limit Values (TLV)
		TWA	5.000000 mg/m3	USA. Occupational Exposure Limits (OSHA) - Table Z-1 Limits for Air Contaminants
		TWA	5.000000 mg/m3	USA. NIOSH Recommended Exposure Limits
		ST	10.000000 mg/m3	USA. NIOSH Recommended Exposure Limits
		TWA	5.000000 mg/m3	USA. Occupational Exposure Limits (OSHA) - Table Z-1 Limits for Air Contaminants
		TWA	5.000000 mg/m3	USA. ACGIH Threshold Limit Values (TLV)
	Remarks	Upper Respiratory Tract irritation 2015 Adoption Not classifiable as a human carcinogen		
		Upper Respiratory Tract irritation 2015 Adoption Exposure by all routes should be carefully controlled to levels as low as possible. Suspected human carcinogen		
		TWA	5.000000 mg/m3	USA. Occupational Exposure Limits (OSHA) - Table Z-1 Limits for Air Contaminants
		TWA	5.000000 mg/m3	USA. Occupational Exposure Limits (OSHA) - Table Z-1 Limits for Air Contaminants
		Upper Respiratory Tract irritation Exposure by all routes should be carefully controlled to levels as low as possible. Suspected human carcinogen		
		TWA	5.000000 mg/m3	USA. ACGIH Threshold Limit Values (TLV)
		Upper Respiratory Tract irritation Not classifiable as a human carcinogen		
		TWA	5.000000 mg/m3	USA. NIOSH Recommended Exposure Limits
		ST	10.000000 mg/m3	USA. NIOSH Recommended Exposure Limits
		Upper Respiratory Tract irritation Exposure by all routes should be carefully controlled to levels as low as possible. Suspected human carcinogen		

		TWA	5 mg/m3	USA. Occupational Exposure Limits (OSHA) - Table Z-1 Limits for Air Contaminants
		TWA	5 mg/m3	USA. ACGIH Threshold Limit Values (TLV)
		Upper Respiratory Tract irritation Not classifiable as a human carcinogen		
		TWA	5 mg/m3	USA. OSHA - TABLE Z-1 Limits for Air Contaminants - 1910.1000
		TWA	5 mg/m3	USA. NIOSH Recommended Exposure Limits
		ST	10 mg/m3	USA. NIOSH Recommended Exposure Limits

Hazardous components without workplace control parameters

8.2 Exposure controls

Appropriate engineering controls

Handle in accordance with good industrial hygiene and safety practice. Wash hands before breaks and at the end of workday.

Personal protective equipment

Eye/face protection

Face shield and safety glasses Use equipment for eye protection tested and approved under appropriate government standards such as NIOSH (US) or EN 166(EU).

Skin protection

Handle with gloves. Gloves must be inspected prior to use. Use proper glove removal technique (without touching glove's outer surface) to avoid skin contact with this product. Dispose of contaminated gloves after use in accordance with applicable laws and good laboratory practices. Wash and dry hands.

Full contact

Material: Nitrile rubber

Minimum layer thickness: 0.11 mm

Break through time: 480 min

Material tested:Dermatril® (KCL 740 / Aldrich Z677272, Size M)

Splash contact

Material: Nitrile rubber

Minimum layer thickness: 0.11 mm

Break through time: 480 min

Material tested:Dermatril® (KCL 740 / Aldrich Z677272, Size M)

data source: KCL GmbH, D-36124 Eichenzell, phone +49 (0)6659 87300, e-mail sales@kcl.de, test method: EN374

If used in solution, or mixed with other substances, and under conditions which differ from EN 374, contact the supplier of the CE approved gloves. This recommendation is advisory only and must be evaluated by an industria situation of anticipated use by our customers. It should not be construed as offering an approval for any specific use scenario.

Body Protection

Complete suit protecting against chemicals, Flame retardant protective clothing, The type of protective equipment must be selected according to the concentration and amount of the dangerous substance at the specific workplace.

Respiratory protection

Where risk assessment shows air-purifying respirators are appropriate use (EN 143) respirator cartridges as a backup to engineering controls. If th full-face supplied air respirator. Use respirators and components tested and approved under appropriate government standards such as NIOSH (US) or CEN (EU).

Control of environmental exposure

Prevent further leakage or spillage if safe to do so. Do not let product enter drains.

9. PHYSICAL AND CHEMICAL PROPERTIES

9.1 Information on basic physical and chemical properties

a) Appearance

Form: Pieces

b) Odour	No data available
c) Odour Threshold	No data available
d) pH	No data available
e) Melting point/freezing point	Melting point/range: 97.8 °C (208.0 °F) - lit.
f) Initial boiling point and boiling range	883 °C (1621 °F) - lit.
g) Flash point	82 °C (180 °F)
h) Evaporation rate	No data available
i) Flammability (solid, gas)	No data available
j) Upper/lower flammability or explosive limits	No data available
k) Vapour pressure	No data available
l) Vapour density	No data available
m) Relative density	0.97 g/cm ³
n) Water solubility	No data available
o) Partition coefficient: n-octanol/water	No data available
p) Auto-ignition temperature	No data available
q) Decomposition temperature	No data available
r) Viscosity	No data available
s) Explosive properties	No data available
t) Oxidizing properties	No data available

9.2 Other safety information

No data available

10. STABILITY AND REACTIVITY

10.1 Reactivity

No data available

10.2 Chemical stability

Stable under recommended storage conditions.

10.3 Possibility of hazardous reactions

Reacts violently with water.

10.4 Conditions to avoid

Air Do not allow water to enter container.

Exposure to moisture

10.5 Incompatible materials

Oxidizing agents

10.6 Hazardous decomposition products

Other decomposition products - No data available

Hazardous decomposition products formed under fire conditions. - Carbon oxides, Sodium oxides

In the event of fire: see section 5

11. TOXICOLOGICAL INFORMATION

11.1 Information on toxicological effects

Acute toxicity

No data available

Inhalation: No data available

Dermal: No data available

No data available

Skin corrosion/irritation

No data available

Serious eye damage/eye irritation

No data available

Respiratory or skin sensitisation

No data available

Germ cell mutagenicity

No data available

Carcinogenicity

IARC: No component of this product present at levels greater than or equal to 0.1% is identified as probable, possible or confirmed human carcinogen by IARC.

NTP: No component of this product present at levels greater than or equal to 0.1% is identified as a known or anticipated carcinogen by NTP.

OSHA: No component of this product present at levels greater than or equal to 0.1% is identified as a carcinogen or potential carcinogen by OSHA.

Reproductive toxicity

No data available

No data available

Specific target organ toxicity - single exposure

No data available

Specific target organ toxicity - repeated exposure

No data available

Aspiration hazard

No data available

Additional Information

RTECS: Not available

burning sensation, Cough, wheezing, laryngitis, Shortness of breath, spasm, inflammation and edema of the larynx, spasm, inflammation and edema of the bronchi, pneumonitis, pulmonary edema, Material is extremely destructive to tissue of the mucous membranes and upper respiratory tract, eyes, and skin., Aspiration may lead to:, lipid pneumonia, Effects due to ingestion may include:, laxative effect, Gastrointestinal disturbance, To the best of our knowledge, the chemical, physical, and toxicological properties have not been thoroughly investigated.

12. ECOLOGICAL INFORMATION

12.1 Toxicity

No data available

12.2 Persistence and degradability

No data available

12.3 Bioaccumulative potential

No data available

12.4 Mobility in soil

No data available

12.5 Results of PBT and vPvB assessment

PBT/vPvB assessment not available as chemical safety assessment not required/not conducted

12.6 Other adverse effects

No data available

13. DISPOSAL CONSIDERATIONS**13.1 Waste treatment methods****Product**

Burn in a chemical incinerator equipped with an afterburner and scrubber b highly flammable. Offer surplus and non-recyclable solutions to a licensed disposal company. Contact a licensed professional waste disposal service to dispose of this material. Dissolve or mix the material with a combustible solvent and burn in a chem scrubber.

Contaminated packaging

Dispose of as unused product.

14. TRANSPORT INFORMATION**DOT (US)**

UN number: 1428 Class: 4.3 Packing group: I

Proper shipping name: Sodium

Reportable Quantity (RQ) : 10 lbs

Poison Inhalation Hazard: No

IMDG

UN number: 1428 Class: 4.3 Packing group: I EMS-No: F-G, S-N

Proper shipping name: SODIUM

IATA

UN number: 1428 Class: 4.3 Packing group: I

Proper shipping name: Sodium

IATA Passenger: Not permitted for transport

15. REGULATORY INFORMATION**SARA 302 Components**

No chemicals in this material are subject to the reporting requirements of SARA Title III, Section 302.

SARA 313 Components

This material does not contain any chemical components with known CAS numbers that exceed the threshold (De Minimis) reporting levels established by SARA Title III, Section 313.

SARA 311/312 Hazards

Reactivity Hazard, Acute Health Hazard, Chronic Health Hazard

Massachusetts Right To Know Components

	CAS-No.	Revision Date
Sodium	7440-23-5	1993-04-24
Paraffin oils	8012-95-1	2007-03-01

Pennsylvania Right To Know Components

	CAS-No.	Revision Date
Sodium	7440-23-5	1993-04-24
Paraffin oils	8012-95-1	2007-03-01

New Jersey Right To Know Components

Sodium
Paraffin oils

CAS-No.
7440-23-5
8012-95-1

Revision Date
1993-04-24
2007-03-01

California Prop. 65 Components

This product does not contain any chemicals known to State of California to cause cancer, birth defects, or any other reproductive harm.

16. OTHER INFORMATION

Full text of H-Statements referred to under sections 2 and 3.

Asp. Tox.	Aspiration hazard
Eye Dam.	Serious eye damage
H260	In contact with water releases flammable gases which may ignite spontaneously.
H304	May be fatal if swallowed and enters airways.
H314	Causes severe skin burns and eye damage.
H318	Causes serious eye damage.
H350	May cause cancer.
Skin Corr.	Skin corrosion
Water-react.	Substances and mixtures, which in contact with water, emit flammable gases

HMIS Rating

Health hazard:	3
Chronic Health Hazard:	*
Flammability:	4
Physical Hazard	2

NFPA Rating

Health hazard:	3
Fire Hazard:	4
Reactivity Hazard:	2
Special hazard.I:	W

Further information

Copyright 2016 Sigma-Aldrich Co. LLC. License granted to make unlimited paper copies for internal use only. The above information is believed to be correct but does not purport to be all inclusive and shall be used only as a guide. The information in this document is based on the present state of our knowledge and is applicable to the product with regard to appropriate safety precautions. It does not represent any guarantee of the properties of the product. Sigma-Aldrich Corporation and its Affiliates shall not be held liable for any damage resulting from handling or from contact with the above product. See www.sigma-aldrich.com and/or the reverse side of invoice or packing slip for additional terms and conditions of sale.

Preparation Information

Sigma-Aldrich Corporation
Product Safety – Americas Region
1-800-521-8956
Version: 6.2

Revision Date: 05/28/2017

Print Date: 06/28/2019

1. PRODUCT AND COMPANY IDENTIFICATION

1.1 Product identifiers

Product name : Trichloroethylene

Product Number : 251402
Brand : Sigma-Aldrich
Index-No. : 602-027-00-9

CAS-No. : 79-01-6

1.2 Relevant identified uses of the substance or mixture and uses advised against

Identified uses : Laboratory chemicals, Synthesis of substances

1.3 Details of the supplier of the safety data sheet

Company : Sigma-Aldrich
3050 Spruce Street
SAINT LOUIS MO 63103
USA

Telephone : +1 800-325-5832
Fax : +1 800-325-5052

1.4 Emergency telephone number

Emergency Phone # : +1-703-527-3887 (CHEMTREC)

2. HAZARDS IDENTIFICATION

2.1 Classification of the substance or mixture

GHS Classification in accordance with 29 CFR 1910 (OSHA HCS)

Skin irritation (Category 2), H315
Eye irritation (Category 2A), H319
Germ cell mutagenicity (Category 2), H341
Carcinogenicity (Category 1B), H350
Specific target organ toxicity - single exposure (Category 3), Central nervous system, H336
Acute aquatic toxicity (Category 3), H402
Chronic aquatic toxicity (Category 3), H412

For the full text of the H-Statements mentioned in this Section, see Section 16.

2.2 GHS Label elements, including precautionary statements

Pictogram



Signal word

Danger

Hazard statement(s)

H315 Causes skin irritation.
H319 Causes serious eye irritation.
H336 May cause drowsiness or dizziness.
H341 Suspected of causing genetic defects.
H350 May cause cancer.
H412 Harmful to aquatic life with long lasting effects.

Precautionary statement(s)	
P201	Obtain special instructions before use.
P202	Do not handle until all safety precautions have been read and understood.
P261	Avoid breathing dust/ fume/ gas/ mist/ vapours/ spray.
P264	Wash skin thoroughly after handling.
P271	Use only outdoors or in a well-ventilated area.
P273	Avoid release to the environment.
P280	Wear eye protection/ face protection.
P280	Wear protective gloves.
P281	Use personal protective equipment as required.
P302 + P352	IF ON SKIN: Wash with plenty of soap and water.
P304 + P340 + P312	IF INHALED: Remove victim to fresh air and keep at rest in a position comfortable for breathing. Call a POISON CENTER or doctor/ physician if you feel unwell.
P305 + P351 + P338	IF IN EYES: Rinse cautiously with water for several minutes. Remove contact lenses, if present and easy to do. Continue rinsing.
P308 + P313	IF exposed or concerned: Get medical advice/ attention.
P332 + P313	If skin irritation occurs: Get medical advice/ attention.
P337 + P313	If eye irritation persists: Get medical advice/ attention.
P362	Take off contaminated clothing and wash before reuse.
P403 + P233	Store in a well-ventilated place. Keep container tightly closed.
P405	Store locked up.
P501	Dispose of contents/ container to an approved waste disposal plant.

2.3 Hazards not otherwise classified (HNOC) or not covered by GHS - none

3. COMPOSITION/INFORMATION ON INGREDIENTS

3.1 Substances

Synonyms	:	TCE Trichloroethene
Formula	:	C ₂ HCl ₃
Molecular weight	:	131.39 g/mol
CAS-No.	:	79-01-6
EC-No.	:	201-167-4
Index-No.	:	602-027-00-9

Hazardous components

Component	Classification	Concentration
Trichloroethylene	Skin Irrit. 2; Eye Irrit. 2A; Muta. 2; Carc. 1B; STOT SE 3; Aquatic Acute 3; Aquatic Chronic 3; H315, H319, H336, H341, H350, H412	90 - 100 %

For the full text of the H-Statements mentioned in this Section, see Section 16.

4. FIRST AID MEASURES

4.1 Description of first aid measures

General advice

Consult a physician. Show this safety data sheet to the doctor in attendance. Move out of dangerous area.

If inhaled

If breathed in, move person into fresh air. If not breathing, give artificial respiration. Consult a physician.

In case of skin contact

Wash off with soap and plenty of water. Consult a physician.

In case of eye contact

Rinse thoroughly with plenty of water for at least 15 minutes and consult a physician.

If swallowed

Never give anything by mouth to an unconscious person. Rinse mouth with water. Consult a physician.

4.2 Most important symptoms and effects, both acute and delayed

The most important known symptoms and effects are described in the labelling (see section 2.2) and/or in section 11

4.3 Indication of any immediate medical attention and special treatment needed

No data available

5. FIREFIGHTING MEASURES**5.1 Extinguishing media****Suitable extinguishing media**

Use water spray, alcohol-resistant foam, dry chemical or carbon dioxide.

5.2 Special hazards arising from the substance or mixture

No data available

5.3 Advice for firefighters

Wear self-contained breathing apparatus for firefighting if necessary.

5.4 Further information

No data available

6. ACCIDENTAL RELEASE MEASURES**6.1 Personal precautions, protective equipment and emergency procedures**

Use personal protective equipment. Avoid breathing vapours, mist or gas. Ensure adequate ventilation. Evacuate personnel to safe areas.

For personal protection see section 8.

6.2 Environmental precautions

Prevent further leakage or spillage if safe to do so. Do not let product enter drains. Discharge into the environment must be avoided.

6.3 Methods and materials for containment and cleaning up

Soak up with inert absorbent material and dispose of as hazardous waste. Keep in suitable, closed containers for disposal.

6.4 Reference to other sections

For disposal see section 13.

7. HANDLING AND STORAGE**7.1 Precautions for safe handling**

Avoid contact with skin and eyes. Avoid inhalation of vapour or mist.

For precautions see section 2.2.

7.2 Conditions for safe storage, including any incompatibilities

Keep container tightly closed in a dry and well-ventilated place. Containers which are opened must be carefully resealed and kept upright to prevent leakage.

Light sensitive. Handle and store under inert gas.

Storage class (TRGS 510): 6.1D: Non-combustible, acute toxic Cat.3 / toxic hazardous materials or hazardous materials causing chronic effects

7.3 Specific end use(s)

Apart from the uses mentioned in section 1.2 no other specific uses are stipulated

8. EXPOSURE CONTROLS/PERSONAL PROTECTION

8.1 Control parameters

Components with workplace control parameters

Component	CAS-No.	Value	Control parameters	Basis
Trichloroethylene	79-01-6	TWA	10.000000 ppm	USA. ACGIH Threshold Limit Values (TLV)
	Remarks	Central Nervous System impairment cognitive decrement Renal toxicity Substances for which there is a Biological Exposure Index or Indices (see BEI® section) Suspected human carcinogen		
		STEL	25.000000 ppm	USA. ACGIH Threshold Limit Values (TLV)
		Central Nervous System impairment cognitive decrement Renal toxicity Substances for which there is a Biological Exposure Index or Indices (see BEI® section) Suspected human carcinogen		
		Potential Occupational Carcinogen See Appendix C See Appendix A		
		See Table Z-2		
		TWA	100.000000 ppm	USA. Occupational Exposure Limits (OSHA) - Table Z-2
		Z37.19-1967		
		CEIL	200.000000 ppm	USA. Occupational Exposure Limits (OSHA) - Table Z-2
		Z37.19-1967		
		Peak	300.000000 ppm	USA. Occupational Exposure Limits (OSHA) - Table Z-2
		Z37.19-1967		
		TWA	100 ppm	USA. Occupational Exposure Limits (OSHA) - Table Z-2
		Z37.19-1967		
		CEIL	200 ppm	USA. Occupational Exposure Limits (OSHA) - Table Z-2
		Z37.19-1967		
		Peak	300 ppm	USA. Occupational Exposure Limits (OSHA) - Table Z-2
		Z37.19-1967		

		STEL	100 ppm 537 mg/m3	California permissible exposure limits for chemical contaminants (Title 8, Article 107)
		C	300 ppm	California permissible exposure limits for chemical contaminants (Title 8, Article 107)
		PEL	25 ppm 135 mg/m3	California permissible exposure limits for chemical contaminants (Title 8, Article 107)

Biological occupational exposure limits

Component	CAS-No.	Parameters	Value	Biological specimen	Basis
	-	Trichloroacetic acid	15.0000 mg/l	Urine	ACGIH - Biological Exposure Indices (BEI)
	Remarks	End of shift at end of workweek			
		Trichloroethanol	0.5000 mg/l	In blood	ACGIH - Biological Exposure Indices (BEI)
		End of shift at end of workweek			
		Trichloroethylene		In blood	ACGIH - Biological Exposure Indices (BEI)
		End of shift at end of workweek			
		Trichloroethylene		In end-exhaled air	ACGIH - Biological Exposure Indices (BEI)
		End of shift at end of workweek			

8.2 Exposure controls

Appropriate engineering controls

Handle in accordance with good industrial hygiene and safety practice. Wash hands before breaks and at the end of workday.

Personal protective equipment

Eye/face protection

Safety glasses with side-shields conforming to EN166 Use equipment for eye protection tested and approved under appropriate government standards such as NIOSH (US) or EN 166(EU).

Skin protection

Handle with gloves. Gloves must be inspected prior to use. Use proper glove removal technique (without touching glove's outer surface) to avoid skin contact with this product. Dispose of contaminated gloves after use in accordance with applicable laws and good laboratory practices. Wash and dry hands.

Full contact

Material: Fluorinated rubber

Minimum layer thickness: 0.7 mm

Break through time: 480 min

Material tested: Vitoject® (KCL 890 / Aldrich Z677698, Size M)

Splash contact

Material: Fluorinated rubber

Minimum layer thickness: 0.7 mm

Break through time: 480 min

Material tested: Vitoject® (KCL 890 / Aldrich Z677698, Size M)

data source: KCL GmbH, D-36124 Eichenzell, phone +49 (0)6659 87300, e-mail sales@kcl.de, test method: EN374

If used in solution, or mixed with other substances, and under conditions which differ from EN 374, contact the supplier of the CE approved gloves. This recommendation is advisory only and must be evaluated by an industrial hygienist and safety officer familiar with the specific situation of anticipated use by our customers. It should not be construed as offering an approval for any specific use scenario.

Body Protection

Complete suit protecting against chemicals, The type of protective equipment must be selected according to the concentration and amount of the dangerous substance at the specific workplace.

Respiratory protection

Where risk assessment shows air-purifying respirators are appropriate use a full-face respirator with multi-purpose combination (US) or type ABEK (EN 14387) respirator cartridges as a backup to engineering controls. If the respirator is the sole means of protection, use a full-face supplied air respirator. Use respirators and components tested and approved under appropriate government standards such as NIOSH (US) or CEN (EU).

Control of environmental exposure

Prevent further leakage or spillage if safe to do so. Do not let product enter drains. Discharge into the environment must be avoided.

9. PHYSICAL AND CHEMICAL PROPERTIES

9.1 Information on basic physical and chemical properties

- | | |
|---|---|
| a) Appearance | Form: liquid, clear
Colour: colourless |
| b) Odour | No data available |
| c) Odour Threshold | No data available |
| d) pH | No data available |
| e) Melting point/freezing point | Melting point/range: -84.8 °C (-120.6 °F) - lit. |
| f) Initial boiling point and boiling range | 86.7 °C (188.1 °F) - lit. |
| g) Flash point | No data available |
| h) Evaporation rate | No data available |
| i) Flammability (solid, gas) | No data available |
| j) Upper/lower flammability or explosive limits | Upper explosion limit: 10.5 %(V)
Lower explosion limit: 8 %(V) |
| k) Vapour pressure | 81.3 hPa (61.0 mmHg) at 20.0 °C (68.0 °F) |
| l) Vapour density | No data available |
| m) Relative density | 1.463 g/mL at 25 °C (77 °F) |
| n) Water solubility | No data available |
| o) Partition coefficient: n-octanol/water | log Pow: 2.29log Pow: 5 |
| p) Auto-ignition temperature | 410.0 °C (770.0 °F) |
| q) Decomposition temperature | No data available |
| r) Viscosity | No data available |
| s) Explosive properties | No data available |
| t) Oxidizing properties | No data available |

9.2 Other safety information

No data available

10. STABILITY AND REACTIVITY

10.1 Reactivity

No data available

10.2 Chemical stability

Stable under recommended storage conditions.

10.3 Possibility of hazardous reactions

No data available

10.4 Conditions to avoid

No data available

10.5 Incompatible materials

Oxidizing agents, Strong bases, Magnesium

10.6 Hazardous decomposition products

Hazardous decomposition products formed under fire conditions. - Carbon oxides, Hydrogen chloride gas

Other decomposition products - No data available

In the event of fire: see section 5

11. TOXICOLOGICAL INFORMATION

11.1 Information on toxicological effects

Acute toxicity

LD50 Oral - Rat - 4,920 mg/kg

LC50 Inhalation - Mouse - 4 h - 8450 ppm

LD50 Dermal - Rabbit - > 20,000 mg/kg

No data available

Skin corrosion/irritation

Skin - Rabbit

Result: Severe skin irritation - 24 h

Serious eye damage/eye irritation

Eyes - Rabbit

Result: Eye irritation - 24 h

Respiratory or skin sensitisation

No data available

Germ cell mutagenicity

Laboratory experiments have shown mutagenic effects.

In vitro tests showed mutagenic effects

Carcinogenicity

This product is or contains a component that has been reported to be probably carcinogenic based on its IARC, OSHA, ACGIH, NTP, or EPA classification.

Possible human carcinogen

IARC: 1 - Group 1: Carcinogenic to humans (Trichloroethylene)

NTP: RAHC - Reasonably anticipated to be a human carcinogen (Trichloroethylene)

OSHA: No component of this product present at levels greater than or equal to 0.1% is on OSHA's list of regulated carcinogens.

Reproductive toxicity

No data available

No data available

Specific target organ toxicity - single exposure

No data available

Specific target organ toxicity - repeated exposure

No data available

Aspiration hazard

No data available

Additional Information

RTECS: KX4550000

burning sensation, Cough, wheezing, laryngitis, Shortness of breath, Headache, Nausea, Vomiting, Exposure to and/or consumption of alcohol may increase toxic effects., Gastrointestinal disturbance, Kidney injury may occur., narcosis
To the best of our knowledge, the chemical, physical, and toxicological properties have not been thoroughly investigated.

12. ECOLOGICAL INFORMATION**12.1 Toxicity**

Toxicity to fish	LC50 - Pimephales promelas (fathead minnow) - 41 mg/l - 96.0 h LOEC - other fish - 11 mg/l - 10.0 d NOEC - Oryzias latipes - 40 mg/l - 10.0 d
Toxicity to daphnia and other aquatic invertebrates	EC50 - Daphnia magna (Water flea) - 18.00 mg/l - 48 h
Toxicity to algae	IC50 - Pseudokirchneriella subcapitata (green algae) - 175.00 mg/l - 96 h

12.2 Persistence and degradability

No data available

12.3 Bioaccumulative potential

Does not bioaccumulate.

12.4 Mobility in soil

No data available

12.5 Results of PBT and vPvB assessment

PBT/vPvB assessment not available as chemical safety assessment not required/not conducted

12.6 Other adverse effects

An environmental hazard cannot be excluded in the event of unprofessional handling or disposal.
Harmful to aquatic life with long lasting effects.

An environmental hazard cannot be excluded in the event of unprofessional handling or disposal.
Harmful to aquatic organisms, may cause long-term adverse effects in the aquatic environment.

13. DISPOSAL CONSIDERATIONS**13.1 Waste treatment methods****Product**

Offer surplus and non-recyclable solutions to a licensed disposal company. Contact a licensed professional waste disposal service to dispose of this material. Dissolve or mix the material with a combustible solvent and burn in a chemical incinerator equipped with an afterburner and scrubber.

Contaminated packaging

Dispose of as unused product.

14. TRANSPORT INFORMATION**DOT (US)**

UN number: 1710	Class: 6.1	Packing group: III
Proper shipping name: Trichloroethylene		
Reportable Quantity (RQ): 100 lbs		
Poison Inhalation Hazard: No		

IMDG

UN number: 1710	Class: 6.1	Packing group: III	EMS-No: F-A, S-A
Proper shipping name: TRICHLOROETHYLENE			

IATA

UN number: 1710	Class: 6.1	Packing group: III
-----------------	------------	--------------------

Proper shipping name: Trichloroethylene

15. REGULATORY INFORMATION

SARA 302 Components

No chemicals in this material are subject to the reporting requirements of SARA Title III, Section 302.

SARA 313 Components

The following components are subject to reporting levels established by SARA Title III, Section 313:

	CAS-No.	Revision Date
Trichloroethylene	79-01-6	2007-07-01

SARA 311/312 Hazards

Acute Health Hazard, Chronic Health Hazard

Massachusetts Right To Know Components

	CAS-No.	Revision Date
Trichloroethylene	79-01-6	2007-07-01

Pennsylvania Right To Know Components

	CAS-No.	Revision Date
Trichloroethylene	79-01-6	2007-07-01

New Jersey Right To Know Components

	CAS-No.	Revision Date
Trichloroethylene	79-01-6	2007-07-01

California Prop. 65 Components

WARNING! This product contains a chemical known to the State of California to cause cancer.

Trichloroethylene

CAS-No.	Revision Date
79-01-6	2011-09-01

WARNING: This product contains a chemical known to the State of California to cause birth defects or other reproductive harm.

Trichloroethylene

CAS-No.	Revision Date
79-01-6	2011-09-01

16. OTHER INFORMATION

Full text of H-Statements referred to under sections 2 and 3.

Aquatic Acute	Acute aquatic toxicity
Aquatic Chronic	Chronic aquatic toxicity
Carc.	Carcinogenicity
Eye Irrit.	Eye irritation
H315	Causes skin irritation.
H319	Causes serious eye irritation.
H336	May cause drowsiness or dizziness.
H341	Suspected of causing genetic defects.
H350	May cause cancer.
H402	Harmful to aquatic life.

HMIS Rating

Health hazard:	2
Chronic Health Hazard:	*
Flammability:	0
Physical Hazard	0

NFPA Rating

Health hazard:	2
Fire Hazard:	0
Reactivity Hazard:	0

Further information

Copyright 2016 Sigma-Aldrich Co. LLC. License granted to make unlimited paper copies for internal use only. The above information is believed to be correct but does not purport to be all inclusive and shall be used only as a guide. The information in this document is based on the present state of our knowledge and is applicable to the product with regard to appropriate safety precautions. It does not represent any guarantee of the properties of the product. Sigma-Aldrich Corporation and its Affiliates shall not be held liable for any damage resulting from handling or from contact with the above product. See www.sigma-aldrich.com and/or the reverse side of invoice or packing slip for additional terms and conditions of sale.

Preparation Information

Sigma-Aldrich Corporation
Product Safety – Americas Region
1-800-521-8956

Version: 4.10

Revision Date: 01/04/2018

Print Date: 11/10/2018

SAFETY DATA SHEET

Version 6.1
Revision Date 05/28/2017
Print Date 06/28/2019

1. PRODUCT AND COMPANY IDENTIFICATION**1.1 Product identifiers**

Product name : Thallium

Product Number : 277932
Brand : Aldrich
Index-No. : 081-001-00-3

CAS-No. : 7440-28-0

1.2 Relevant identified uses of the substance or mixture and uses advised against

Identified uses : Laboratory chemicals, Synthesis of substances

1.3 Details of the supplier of the safety data sheet

Company : Sigma-Aldrich Inc.
3050 Spruce Street
ST. LOUIS MO 63103
UNITED STATES

Telephone : +1 314 771-5765
Fax : +1 800 325-5052

1.4 Emergency telephone number

Emergency Phone # : +1-703-527-3887

2. HAZARDS IDENTIFICATION**2.1 Classification of the substance or mixture****GHS Classification in accordance with 29 CFR 1910 (OSHA HCS)**

Acute toxicity, Oral (Category 2), H300
Acute toxicity, Inhalation (Category 2), H330
Acute aquatic toxicity (Category 3), H402
Chronic aquatic toxicity (Category 3), H412

For the full text of the H-Statements mentioned in this Section, see Section 16.

2.2 GHS Label elements, including precautionary statements

Pictogram



Signal word

Danger

Hazard statement(s)

H300 + H330

Fatal if swallowed or if inhaled

H412

Harmful to aquatic life with long lasting effects.

Precautionary statement(s)

P260

Do not breathe dust/ fume/ gas/ mist/ vapours/ spray.

P264

Wash skin thoroughly after handling.

P270	Do not eat, drink or smoke when using this product.
P271	Use only outdoors or in a well-ventilated area.
P273	Avoid release to the environment.
P284	Wear respiratory protection.
P301 + P310 + P330	IF SWALLOWED: Immediately call a POISON CENTER/doctor. Rinse mouth.
P304 + P340 + P310	IF INHALED: Remove person to fresh air and keep comfortable for breathing. Immediately call a POISON CENTER/doctor.
P403 + P233	Store in a well-ventilated place. Keep container tightly closed.
P405	Store locked up.
P501	Dispose of contents/ container to an approved waste disposal plant.

2.3 Hazards not otherwise classified (HNOC) or not covered by GHS - none

3. COMPOSITION/INFORMATION ON INGREDIENTS

3.1 Substances

Formula	:	TI
Molecular weight	:	204.38 g/mol
CAS-No.	:	7440-28-0
EC-No.	:	231-138-1
Index-No.	:	081-001-00-3

Hazardous components

Component	Classification	Concentration
Thallium		
	Acute Tox. 2; Aquatic Acute 3; Aquatic Chronic 3; H300 + H330, H412	<= 100 %

For the full text of the H-Statements mentioned in this Section, see Section 16.

4. FIRST AID MEASURES

4.1 Description of first aid measures

General advice

Consult a physician. Show this safety data sheet to the doctor in attendance. Move out of dangerous area.

If inhaled

If breathed in, move person into fresh air. If not breathing, give artificial respiration. Consult a physician.

In case of skin contact

Wash off with soap and plenty of water. Take victim immediately to hospital. Consult a physician.

In case of eye contact

Flush eyes with water as a precaution.

If swallowed

Never give anything by mouth to an unconscious person. Rinse mouth with water. Consult a physician.

4.2 Most important symptoms and effects, both acute and delayed

The most important known symptoms and effects are described in the labelling (see section 2.2) and/or in section 11

4.3 Indication of any immediate medical attention and special treatment needed

No data available

5. FIREFIGHTING MEASURES

5.1 Extinguishing media

Suitable extinguishing media

Use water spray, alcohol-resistant foam, dry chemical or carbon dioxide.

5.2 Special hazards arising from the substance or mixture

thallium oxides

5.3 Advice for firefighters

Wear self-contained breathing apparatus for firefighting if necessary.

5.4 Further information

No data available

6. ACCIDENTAL RELEASE MEASURES

6.1 Personal precautions, protective equipment and emergency procedures

Wear respiratory protection. Avoid dust formation. Avoid breathing vapours, mist or gas. Ensure adequate ventilation. Evacuate personnel to safe areas. Avoid breathing dust. For personal protection see section 8.

6.2 Environmental precautions

Prevent further leakage or spillage if safe to do so. Do not let product enter drains. Discharge into the environment must be avoided.

6.3 Methods and materials for containment and cleaning up

Pick up and arrange disposal without creating dust. Sweep up and shovel. Keep in suitable, closed containers for disposal.

6.4 Reference to other sections

For disposal see section 13.

7. HANDLING AND STORAGE

7.1 Precautions for safe handling

Avoid contact with skin and eyes. Avoid formation of dust and aerosols. Further processing of solid materials may result in the formation of combu formation should be taken into consideration before additional processing Provide appropriate exhaust ventilation at places where dust is formed. For precautions see section 2.2.

7.2 Conditions for safe storage, including any incompatibilities

Keep container tightly closed in a dry and well-ventilated place.

7.3 Specific end use(s)

Apart from the uses mentioned in section 1.2 no other specific uses are stipulated

8. EXPOSURE CONTROLS/PERSONAL PROTECTION

8.1 Control parameters

Components with workplace control parameters

Component	CAS-No.	Value	Control parameters	Basis
Thallium	7440-28-0	TWA	0.100000 mg/m3	USA. ACGIH Threshold Limit Values (TLV)
	Remarks	Alopecia Adopted values or notations enclosed are those for which changes are proposed in the NIC 2010 Revision or addition to the notice of intended changes See Notice of Intended Changes (NIC) Danger of cutaneous absorption		
		TWA	0.020000 mg/m3	USA. ACGIH Threshold Limit Values (TLV)
		Peripheral neuropathy Gastrointestinal damage 2015 Adoption Danger of cutaneous absorption		
		TWA	0.020000 mg/m3	USA. ACGIH Threshold Limit Values (TLV)
		Peripheral neuropathy Gastrointestinal damage		

		Danger of cutaneous absorption varies		
		TWA	0.1 mg/m ³	USA. Occupational Exposure Limits (OSHA) - Table Z-1 Limits for Air Contaminants
		Skin designation		
		TWA	0.02 mg/m ³	USA. ACGIH Threshold Limit Values (TLV)
		Peripheral neuropathy Gastrointestinal damage Danger of cutaneous absorption varies		
		TWA	0.1 mg/m ³	USA. NIOSH Recommended Exposure Limits
		Potential for dermal absorption		

8.2 Exposure controls

Appropriate engineering controls

Avoid contact with skin, eyes and clothing. Wash hands before breaks and immediately after handling the product.

Personal protective equipment

Eye/face protection

Face shield and safety glasses Use equipment for eye protection tested and approved under appropriate government standards such as NIOSH (US) or EN 166(EU).

Skin protection

Handle with gloves. Gloves must be inspected prior to use. Use proper glove removal technique (without touching glove's outer surface) to avoid skin contact with this product. Dispose of contaminated gloves after use in accordance with applicable laws and good laboratory practices. Wash and dry hands.

Full contact

Material: Nitrile rubber

Minimum layer thickness: 0.11 mm

Break through time: 480 min

Material tested:Dermatril® (KCL 740 / Aldrich Z677272, Size M)

Splash contact

Material: Nitrile rubber

Minimum layer thickness: 0.11 mm

Break through time: 480 min

Material tested:Dermatril® (KCL 740 / Aldrich Z677272, Size M)

data source: KCL GmbH, D-36124 Eichenzell, phone +49 (0)6659 87300, e-mail sales@kcl.de, test method: EN374

If used in solution, or mixed with other substances, and under conditions which differ from EN 374, contact the supplier of the CE approved gloves. This recommendation is advisory only and must be evaluated by an industria situation of anticipated use by our customers. It should not be construed as offering an approval for any specific use scenario.

Body Protection

Complete suit protecting against chemicals, The type of protective equipment must be selected according to the concentration and amount of the dangerous substance at the specific workplace.

Respiratory protection

Where risk assessment shows air-purifying respirators are appropriate use (EN 143) respirator cartridges as a backup to engineering controls. If th full-face supplied air respirator. Use respirators and components tested and approved under appropriate government standards such as NIOSH (US) or CEN (EU).

Control of environmental exposure

Prevent further leakage or spillage if safe to do so. Do not let product enter drains. Discharge into the environment must be avoided.

9. PHYSICAL AND CHEMICAL PROPERTIES

9.1 Information on basic physical and chemical properties

a) Appearance

Form: granular

	Colour: light grey
b) Odour	No data available
c) Odour Threshold	No data available
d) pH	No data available
e) Melting point/freezing point	Melting point/range: 303 °C (577 °F) - lit.
f) Initial boiling point and boiling range	1,457 °C (2,655 °F) - lit.
g) Flash point	()Not applicable
h) Evaporation rate	No data available
i) Flammability (solid, gas)	No data available
j) Upper/lower flammability or explosive limits	No data available
k) Vapour pressure	No data available
l) Vapour density	No data available
m) Relative density	No data available
n) Water solubility	No data available
o) Partition coefficient: n-octanol/water	No data available
p) Auto-ignition temperature	No data available
q) Decomposition temperature	No data available
r) Viscosity	No data available
s) Explosive properties	No data available
t) Oxidizing properties	No data available

9.2 Other safety information

No data available

10. STABILITY AND REACTIVITY

10.1 Reactivity

No data available

10.2 Chemical stability

Stable under recommended storage conditions.

10.3 Possibility of hazardous reactions

No data available

10.4 Conditions to avoid

Air sensitive.

10.5 Incompatible materials

Strong acids, Strong oxidizing agents

10.6 Hazardous decomposition products

Hazardous decomposition products formed under fire conditions. - thallium oxides

Other decomposition products - No data available

In the event of fire: see section 5

11. TOXICOLOGICAL INFORMATION

11.1 Information on toxicological effects

Acute toxicity

No data available(Thallium)
Dermal: No data available(Thallium)
No data available(Thallium)

Skin corrosion/irritation

No data available(Thallium)

Serious eye damage/eye irritation

No data available(Thallium)

Respiratory or skin sensitisation

No data available(Thallium)

Germ cell mutagenicity

No data available(Thallium)

Carcinogenicity

IARC: No component of this product present at levels greater than or equal to 0.1% is identified as probable, possible or confirmed human carcinogen by IARC.

No component of this product present at levels greater than or equal to 0.1% is identified as probable, possible or confirmed human carcinogen by IARC.

NTP: No component of this product present at levels greater than or equal to 0.1% is identified as a known or anticipated carcinogen by NTP.

No component of this product present at levels greater than or equal to 0.1% is identified as a known or anticipated carcinogen by NTP.

OSHA: No component of this product present at levels greater than or equal to 0.1% is identified as a carcinogen or potential carcinogen by OSHA.

No component of this product present at levels greater than or equal to 0.1% is identified as a carcinogen or potential carcinogen by OSHA.

Reproductive toxicity

Possible risk of congenital malformation in the fetus.(Thallium)

No data available(Thallium)

Specific target organ toxicity - single exposure

No data available(Thallium)

Specific target organ toxicity - repeated exposure

No data available

Aspiration hazard

No data available(Thallium)

Additional Information

RTECS: XG3425000

The most characteristic symptom of thallium exposure is alopecia (loss of impairment of nail growth often resulting in the appearance of crescent-s Other symptoms in acute poisoning relate chiefly to the gastrointestinal system. Acute poisoning results in swelling of the feet and legs, arthral the hands and feet, mental confusion, polyneuritis with severe pain in th angina-like pains, nephritis, wasting and weakness, and lymphocytosis and peripheral nervous system abnormalities may persist including ataxia, tre disorders, memory loss, and psychoses may develop., To the best of our knowledge, the chemical, physical, and toxicological properties have not been thoroughly investigated.(Thallium)

Stomach - Irregularities - Based on Human Evidence
Stomach - Irregularities - Based on Human Evidence(Thallium)

12. ECOLOGICAL INFORMATION

12.1 Toxicity

Toxicity to fish LC50 - Cyprinodon variegatus (sheepshead minnow) - 21.0 mg/l - 96.0 h(Thallium)
mortality NOEC - Cyprinodon variegatus (sheepshead minnow) - 14.0 mg/l - 96.0 h(Thallium)

12.2 Persistence and degradability

No data available

12.3 Bioaccumulative potential

No data available

12.4 Mobility in soil

No data available(Thallium)

12.5 Results of PBT and vPvB assessment

PBT/vPvB assessment not available as chemical safety assessment not required/not conducted

12.6 Other adverse effects

An environmental hazard cannot be excluded in the event of unprofessional handling or disposal.
Harmful to aquatic life.

13. DISPOSAL CONSIDERATIONS

13.1 Waste treatment methods

Product

Offer surplus and non-recyclable solutions to a licensed disposal company. Contact a licensed professional waste disposal service to dispose of this material. Dissolve or mix the material with a combustible solvent and burn in a chem scrubber.

Contaminated packaging

Dispose of as unused product.

14. TRANSPORT INFORMATION

DOT (US)

UN number: 3288 Class: 6.1 Packing group: II
Proper shipping name: Toxic solid, inorganic, n.o.s. (Thallium)
Reportable Quantity (RQ) : 1000 lbs

Poison Inhalation Hazard: No

IMDG

UN number: 3288 Class: 6.1 Packing group: II EMS-No: F-A, S-A
Proper shipping name: TOXIC SOLID, INORGANIC, N.O.S. (Thallium)

IATA

UN number: 3288 Class: 6.1 Packing group: II
Proper shipping name: Toxic solid, inorganic, n.o.s. (Thallium)

15. REGULATORY INFORMATION

SARA 302 Components

No chemicals in this material are subject to the reporting requirements of SARA Title III, Section 302.

SARA 313 Components

The following components are subject to reporting levels established by SARA Title III, Section 313:

	CAS-No.	Revision Date
Thallium	7440-28-0	2007-07-01

SARA 311/312 Hazards

Acute Health Hazard, Chronic Health Hazard

Massachusetts Right To Know Components

	CAS-No.	Revision Date
Thallium	7440-28-0	2007-07-01

Pennsylvania Right To Know Components

	CAS-No.	Revision Date
Thallium	7440-28-0	2007-07-01

New Jersey Right To Know Components

	CAS-No.	Revision Date
Thallium	7440-28-0	2007-07-01

California Prop. 65 Components

This product does not contain any chemicals known to State of California to cause cancer, birth defects, or any other reproductive harm.

This product does not contain any chemicals known to State of California to cause cancer, birth defects, or any other reproductive harm.

16. OTHER INFORMATION

Full text of H-Statements referred to under sections 2 and 3.

H300	Fatal if swallowed.
H300 + H330	Fatal if swallowed or if inhaled
H330	Fatal if inhaled.
H402	Harmful to aquatic life.
H412	Harmful to aquatic life with long lasting effects.

HMIS Rating

Health hazard:	4
Chronic Health Hazard:	*
Flammability:	0
Physical Hazard	0

NFPA Rating

Health hazard:	4
Fire Hazard:	0
Reactivity Hazard:	0

Further information

Copyright 2016 Sigma-Aldrich Co. LLC. License granted to make unlimited paper copies for internal use only. The above information is believed to be correct but does not purport to be all inclusive and shall be used only as a guide. The information in this document is based on the present state of our knowledge and is applicable to the product with regard to appropriate safety precautions. It does not represent any guarantee of the properties of the product. Sigma-Aldrich Corporation and its Affiliates shall not be held liable for any damage resulting from handling or from contact with the above product. See www.sigma-aldrich.com and/or the reverse side of invoice or packing slip for additional terms and conditions of sale.

Preparation Information

Sigma-Aldrich Corporation
Product Safety – Americas Region
1-800-521-8956
Version: 6.1

Revision Date: 05/28/2017

Print Date: 06/28/2019

1. PRODUCT AND COMPANY IDENTIFICATION**1.1 Product identifiers**

Product name : Xylenes
Product Number : 247642
Brand : Sigma-Aldrich

1.2 Relevant identified uses of the substance or mixture and uses advised against

Identified uses : Laboratory chemicals, Synthesis of substances

1.3 Details of the supplier of the safety data sheet

Company : Sigma-Aldrich
3050 Spruce Street
SAINT LOUIS MO 63103
USA
Telephone : +1 800-325-5832
Fax : +1 800-325-5052

1.4 Emergency telephone number

Emergency Phone # : +1-703-527-3887 (CHEMTREC)

2. HAZARDS IDENTIFICATION**2.1 Classification of the substance or mixture****GHS Classification in accordance with 29 CFR 1910 (OSHA HCS)**

Flammable liquids (Category 3), H226
Acute toxicity, Inhalation (Category 4), H332
Skin irritation (Category 2), H315
Carcinogenicity (Category 2), H351
Specific target organ toxicity - single exposure (Category 3), Respiratory system, H335
Specific target organ toxicity - repeated exposure (Category 2), H373
Specific target organ toxicity - repeated exposure, Inhalation (Category 2), Central nervous system, Liver, Kidney, H373
Aspiration hazard (Category 1), H304
Acute aquatic toxicity (Category 2), H401

For the full text of the H-Statements mentioned in this Section, see Section 16.

2.2 GHS Label elements, including precautionary statements

Pictogram



Signal word

Danger

Hazard statement(s)

H226	Flammable liquid and vapour.
H304	May be fatal if swallowed and enters airways.
H315	Causes skin irritation.
H332	Harmful if inhaled.
H335	May cause respiratory irritation.
H351	Suspected of causing cancer.
H373	May cause damage to organs through prolonged or repeated exposure.
H373	May cause damage to organs (Central nervous system, Liver, Kidney)

H401	through prolonged or repeated exposure if inhaled. Toxic to aquatic life.
Precautionary statement(s)	
P201	Obtain special instructions before use.
P202	Do not handle until all safety precautions have been read and understood.
P210	Keep away from heat/sparks/open flames/hot surfaces. No smoking.
P233	Keep container tightly closed.
P240	Ground/bond container and receiving equipment.
P241	Use explosion-proof electrical/ ventilating/ lighting/ equipment.
P242	Use only non-sparking tools.
P243	Take precautionary measures against static discharge.
P260	Do not breathe dust/ fume/ gas/ mist/ vapours/ spray.
P264	Wash skin thoroughly after handling.
P271	Use only outdoors or in a well-ventilated area.
P273	Avoid release to the environment.
P280	Wear protective gloves/ protective clothing/ eye protection/ face protection.
P301 + P310	IF SWALLOWED: Immediately call a POISON CENTER/doctor.
P303 + P361 + P353	IF ON SKIN (or hair): Take off immediately all contaminated clothing. Rinse skin with water/shower.
P304 + P340 + P312	IF INHALED: Remove person to fresh air and keep comfortable for breathing. Call a POISON CENTER/doctor if you feel unwell.
P308 + P313	IF exposed or concerned: Get medical advice/ attention.
P331	Do NOT induce vomiting.
P332 + P313	If skin irritation occurs: Get medical advice/ attention.
P362	Take off contaminated clothing and wash before reuse.
P370 + P378	In case of fire: Use dry sand, dry chemical or alcohol-resistant foam to extinguish.
P403 + P233	Store in a well-ventilated place. Keep container tightly closed.
P403 + P235	Store in a well-ventilated place. Keep cool.
P405	Store locked up.
P501	Dispose of contents/ container to an approved waste disposal plant.

2.3 Hazards not otherwise classified (HNOC) or not covered by GHS - none

3. COMPOSITION/INFORMATION ON INGREDIENTS

3.1 Substances

Synonyms	: Xylene mixture of isomers
Formula	: C ₈ H ₁₀
Molecular weight	: 106.17 g/mol
Registration number	: 01-2119488216-32-XXXX

Hazardous components

Component	Classification	Concentration
Xylene	Flam. Liq. 3; Acute Tox. 4; Skin Irrit. 2; STOT SE 3; STOT RE 2; Asp. Tox. 1; Aquatic Acute 2; H226, H304, H315, H332, H335, H373, H401	90 - 100 %
Ethylbenzene	Flam. Liq. 2; Acute Tox. 4; Carc. 2; STOT RE 2; Asp. Tox. 1; Aquatic Acute 2; H225, H304, H332, H351, H373, H401	20 - 30 %

For the full text of the H-Statements mentioned in this Section, see Section 16.

4. FIRST AID MEASURES

4.1 Description of first aid measures

General advice

Consult a physician. Show this safety data sheet to the doctor in attendance. Move out of dangerous area.

If inhaled

If breathed in, move person into fresh air. If not breathing, give artificial respiration. Consult a physician.

In case of skin contact

Wash off with soap and plenty of water. Consult a physician.

In case of eye contact

Flush eyes with water as a precaution.

If swallowed

Do NOT induce vomiting. Never give anything by mouth to an unconscious person. Rinse mouth with water. Consult a physician.

4.2 Most important symptoms and effects, both acute and delayed

The most important known symptoms and effects are described in the labelling (see section 2.2) and/or in section 11

4.3 Indication of any immediate medical attention and special treatment needed

No data available

5. FIREFIGHTING MEASURES

5.1 Extinguishing media

Suitable extinguishing media

Dry powder Dry sand

Unsuitable extinguishing media

Do NOT use water jet.

5.2 Special hazards arising from the substance or mixture

No data available

5.3 Advice for firefighters

Wear self-contained breathing apparatus for firefighting if necessary.

5.4 Further information

Use water spray to cool unopened containers.

6. ACCIDENTAL RELEASE MEASURES

6.1 Personal precautions, protective equipment and emergency procedures

Use personal protective equipment. Avoid breathing vapours, mist or gas. Ensure adequate ventilation. Remove all sources of ignition. Evacuate personnel to safe areas. Beware of vapours accumulating to form explosive concentrations. Vapours can accumulate in low areas.

For personal protection see section 8.

6.2 Environmental precautions

Prevent further leakage or spillage if safe to do so. Do not let product enter drains. Discharge into the environment must be avoided.

6.3 Methods and materials for containment and cleaning up

Contain spillage, and then collect with non-combustible absorbent material, (e.g. sand, earth, diatomaceous earth, vermiculite) and place in container for disposal according to local / national regulations (see section 13).

6.4 Reference to other sections

For disposal see section 13.

7. HANDLING AND STORAGE

7.1 Precautions for safe handling

Avoid contact with skin and eyes. Avoid inhalation of vapour or mist.
Keep away from sources of ignition - No smoking. Take measures to prevent the build up of electrostatic charge.
For precautions see section 2.2.

7.2 Conditions for safe storage, including any incompatibilities

Keep container tightly closed in a dry and well-ventilated place. Containers which are opened must be carefully resealed and kept upright to prevent leakage.
Storage class (TRGS 510): 3: Flammable liquids

7.3 Specific end use(s)

Apart from the uses mentioned in section 1.2 no other specific uses are stipulated

8. EXPOSURE CONTROLS/PERSONAL PROTECTION

8.1 Control parameters

Components with workplace control parameters

Component	CAS-No.	Value	Control parameters	Basis
Xylene	1330-20-7	STEL	150 ppm 655 mg/m ³	California permissible exposure limits for chemical contaminants (Title 8, Article 107)
		C	300 ppm	California permissible exposure limits for chemical contaminants (Title 8, Article 107)
		PEL	100 ppm 435 mg/m ³	California permissible exposure limits for chemical contaminants (Title 8, Article 107)
		TWA	100 ppm 435 mg/m ³	USA. Occupational Exposure Limits (OSHA) - Table Z-1 Limits for Air Contaminants
	Remarks	The value in mg/m ³ is approximate.		
		TWA	100 ppm	USA. ACGIH Threshold Limit Values (TLV)
		Central Nervous System impairment Upper Respiratory Tract irritation Eye irritation Substances for which there is a Biological Exposure Index or Indices (see BEI® section) Not classifiable as a human carcinogen		
		STEL	150 ppm	USA. ACGIH Threshold Limit Values (TLV)
		Central Nervous System impairment Upper Respiratory Tract irritation Eye irritation Substances for which there is a Biological Exposure Index or Indices (see BEI® section) Not classifiable as a human carcinogen		
Ethylbenzene	100-41-4	TWA	20 ppm	USA. ACGIH Threshold Limit Values (TLV)
		Cochlear impair Kidney damage (nephropathy) Upper Respiratory Tract irritation Substances for which there is a Biological Exposure Index or Indices (see BEI® section) Confirmed animal carcinogen with unknown relevance to humans		

		TWA	100 ppm 435 mg/m3	USA. NIOSH Recommended Exposure Limits
		ST	125 ppm 545 mg/m3	USA. NIOSH Recommended Exposure Limits
		TWA	100 ppm 435 mg/m3	USA. Occupational Exposure Limits (OSHA) - Table Z-1 Limits for Air Contaminants
		The value in mg/m3 is approximate.		
		PEL	5 ppm 22 mg/m3	California permissible exposure limits for chemical contaminants (Title 8, Article 107)
		STEL	30 ppm 130 mg/m3	California permissible exposure limits for chemical contaminants (Title 8, Article 107)

Biological occupational exposure limits

Component	CAS-No.	Parameters	Value	Biological specimen	Basis
	-	Methylhippuric acids	1.5g/g creatinine	Urine	ACGIH - Biological Exposure Indices (BEI)
	Remarks	End of shift (As soon as possible after exposure ceases)			
alkylbenzene		Sum of mandelic acid and phenyl glyoxylic acid	0.15g/g creatinine	Urine	ACGIH - Biological Exposure Indices (BEI)
		End of shift (As soon as possible after exposure ceases)			

8.2 Exposure controls

Appropriate engineering controls

Handle in accordance with good industrial hygiene and safety practice. Wash hands before breaks and at the end of workday.

Personal protective equipment

Eye/face protection

Face shield and safety glasses Use equipment for eye protection tested and approved under appropriate government standards such as NIOSH (US) or EN 166(EU).

Skin protection

Handle with gloves. Gloves must be inspected prior to use. Use proper glove removal technique (without touching glove's outer surface) to avoid skin contact with this product. Dispose of contaminated gloves after use in accordance with applicable laws and good laboratory practices. Wash and dry hands.

Full contact

Material: Fluorinated rubber

Minimum layer thickness: 0.7 mm

Break through time: 480 min

Material tested: Vitoject® (KCL 890 / Aldrich Z677698, Size M)

Splash contact

Material: Fluorinated rubber

Minimum layer thickness: 0.7 mm

Break through time: 480 min

Material tested: Vitoject® (KCL 890 / Aldrich Z677698, Size M)

data source: KCL GmbH, D-36124 Eichenzell, phone +49 (0)6659 87300, e-mail sales@kcl.de, test method: EN374

If used in solution, or mixed with other substances, and under conditions which differ from EN 374, contact the supplier of the CE approved gloves. This recommendation is advisory only and must be evaluated by an industrial hygienist and safety officer familiar with the specific situation of anticipated use by our customers. It should not be construed as offering an approval for any specific use scenario.

Body Protection

Complete suit protecting against chemicals, Flame retardant antistatic protective clothing., The type of protective equipment must be selected according to the concentration and amount of the dangerous substance at the specific workplace.

Respiratory protection

Where risk assessment shows air-purifying respirators are appropriate use a full-face respirator with multi-purpose combination (US) or type ABEK (EN 14387) respirator cartridges as a backup to engineering controls. If the respirator is the sole means of protection, use a full-face supplied air respirator. Use respirators and components tested and approved under appropriate government standards such as NIOSH (US) or CEN (EU).

Control of environmental exposure

Prevent further leakage or spillage if safe to do so. Do not let product enter drains. Discharge into the environment must be avoided.

9. PHYSICAL AND CHEMICAL PROPERTIES

9.1 Information on basic physical and chemical properties

a) Appearance	Form: clear, liquid Colour: colourless
b) Odour	No data available
c) Odour Threshold	No data available
d) pH	No data available
e) Melting point/freezing point	< 0 °C (< 32 °F)
f) Initial boiling point and boiling range	137 - 140 °C (279 - 284 °F) - lit.
g) Flash point	25 °C (77 °F) - closed cup
h) Evaporation rate	No data available
i) Flammability (solid, gas)	No data available
j) Upper/lower flammability or explosive limits	Upper explosion limit: 7 %(V) Lower explosion limit: 1.1 %(V)
k) Vapour pressure	24 hPa (18 mmHg) at 37.70 °C (99.86 °F)
l) Vapour density	3.67 - (Air = 1.0)
m) Relative density	0.86 g/mL at 25 °C (77 °F)
n) Water solubility	No data available
o) Partition coefficient: n-octanol/water	No data available
p) Auto-ignition temperature	No data available
q) Decomposition temperature	No data available
r) Viscosity	No data available
s) Explosive properties	No data available
t) Oxidizing properties	No data available

9.2 Other safety information

Relative vapour density	3.67 - (Air = 1.0)
-------------------------	--------------------

10. STABILITY AND REACTIVITY

10.1 Reactivity

No data available

10.2 Chemical stability

Stable under recommended storage conditions.

10.3 Possibility of hazardous reactions

Vapours may form explosive mixture with air.

10.4 Conditions to avoid

Heat, flames and sparks.

10.5 Incompatible materials

Strong oxidizing agents

10.6 Hazardous decomposition products

Hazardous decomposition products formed under fire conditions. - Carbon oxides

Other decomposition products - No data available

In the event of fire: see section 5

11. TOXICOLOGICAL INFORMATION

11.1 Information on toxicological effects

Acute toxicity

No data available

LD50 Oral - Rat - male - 3,523 mg/kg

Remarks: (ECHA)

Dermal: No data available

No data available

Skin corrosion/irritation

No data available

Skin - Rabbit

Result: Irritations

Remarks: (IUCLID)

Drying-out effect resulting in rough and chapped skin. After long-term exposure to the chemical: Dermatitis

Serious eye damage/eye irritation

No data available

Respiratory or skin sensitisation

No data available

In animal experiments: - Mouse

Result: Does not cause skin sensitisation.

(OECD Test Guideline 429)

Germ cell mutagenicity

No data available

Mutagenicity (mammal cell test): chromosome aberration.

Result: negative

(National Toxicology Program)

Ames test

Salmonella typhimurium

Result: negative

Carcinogenicity

IARC: 2B - Group 2B: Possibly carcinogenic to humans (Ethylbenzene)

NTP: No component of this product present at levels greater than or equal to 0.1% is identified as a known or anticipated carcinogen by NTP.

OSHA: No component of this product present at levels greater than or equal to 0.1% is on OSHA's list of regulated carcinogens.

Reproductive toxicity

No data available
No data available

Specific target organ toxicity - single exposure

No data available

Acute oral toxicity - Gastrointestinal disturbance

Acute inhalation toxicity - mucosal irritations, Cough, Shortness of breath, Possible damages:, damage of respiratory tract, Inhalation may lead to the formation of oedemas in the respiratory tract.

Specific target organ toxicity - repeated exposure

No data available

Aspiration hazard

No data available

Additional Information

RTECS: Not available

To the best of our knowledge, the chemical, physical, and toxicological properties have not been thoroughly investigated.

Blurred vision, Incoordination., Headache, Nausea, Vomiting, Dizziness, Weakness, anemia, Prolonged or repeated exposure to skin causes defatting and dermatitis.

To the best of our knowledge, the chemical, physical, and toxicological properties have not been thoroughly investigated.

After absorption:

Systemic effects:

Headache, somnolence, Dizziness, euphoria, agitation, spasms, respiratory paralysis, Unconsciousness, narcosis, inebriation

Effect potentiated by: ethanol

Other dangerous properties can not be excluded.

Handle in accordance with good industrial hygiene and safety practice.

Stomach - Irregularities - Based on Human Evidence

Stomach - Irregularities - Based on Human Evidence

Stomach - Irregularities - Based on Human Evidence (Ethylbenzene)

12. ECOLOGICAL INFORMATION**12.1 Toxicity**

No data available

12.2 Persistence and degradability

No data available

12.3 Bioaccumulative potential

No data available

12.4 Mobility in soil

No data available

12.5 Results of PBT and vPvB assessment

PBT/vPvB assessment not available as chemical safety assessment not required/not conducted

12.6 Other adverse effects

Toxic to aquatic life.

An environmental hazard cannot be excluded in the event of unprofessional handling or disposal.

13. DISPOSAL CONSIDERATIONS**13.1 Waste treatment methods****Product**

Offer surplus and non-recyclable solutions to a licensed disposal company. Burn in a chemical incinerator equipped with an afterburner and scrubber but exert extra care in igniting as this material is highly flammable. Contact a licensed professional waste disposal service to dispose of this material.

Contaminated packaging

Dispose of as unused product.

14. TRANSPORT INFORMATION**DOT (US)**

UN number: 1307 Class: 3 Packing group: III
Proper shipping name: Xylenes
Reportable Quantity (RQ): 100 lbs Reportable Quantity (RQ): 100 lbs
Poison Inhalation Hazard: No

IMDG

UN number: 1307 Class: 3 Packing group: III EMS-No: F-E, S-D
Proper shipping name: XYLENES

IATA

UN number: 1307 Class: 3 Packing group: III
Proper shipping name: Xylenes

15. REGULATORY INFORMATION**SARA 302 Components**

No chemicals in this material are subject to the reporting requirements of SARA Title III, Section 302.

SARA 313 Components

The following components are subject to reporting levels established by SARA Title III, Section 313:

	CAS-No.	Revision Date
Ethylbenzene	100-41-4	2007-07-01
Xylene	1330-20-7	1993-04-24

SARA 311/312 Hazards

Fire Hazard, Acute Health Hazard, Chronic Health Hazard

Reportable Quantity F003 lbs

Massachusetts Right To Know Components

	CAS-No.	Revision Date
Xylene	1330-20-7	1993-04-24
Ethylbenzene	100-41-4	2007-07-01

Pennsylvania Right To Know Components

	CAS-No.	Revision Date
Xylene	1330-20-7	1993-04-24
Ethylbenzene	100-41-4	2007-07-01

California Prop. 65 Components

, which is/are known to the State of California to cause cancer.
For more information go to www.P65Warnings.ca.gov.
Ethylbenzene

	CAS-No.	Revision Date
	100-41-4	2007-09-28

16. OTHER INFORMATION

Full text of H-Statements referred to under sections 2 and 3.

Acute Tox.	Acute toxicity
Aquatic Acute	Acute aquatic toxicity
Asp. Tox.	Aspiration hazard
Carc.	Carcinogenicity
Flam. Liq.	Flammable liquids
H225	Highly flammable liquid and vapour.
H226	Flammable liquid and vapour.
H304	May be fatal if swallowed and enters airways.
H315	Causes skin irritation.
H332	Harmful if inhaled.

H335	May cause respiratory irritation.
H351	Suspected of causing cancer.
H373	May cause damage to organs through prolonged or repeated exposure if inhaled.
H401	Toxic to aquatic life.
Skin Irrit.	Skin irritation
STOT RE	Specific target organ toxicity - repeated exposure
STOT SE	Specific target organ toxicity - single exposure

Further information

Copyright 2016 Sigma-Aldrich Co. LLC. License granted to make unlimited paper copies for internal use only. The above information is believed to be correct but does not purport to be all inclusive and shall be used only as a guide. The information in this document is based on the present state of our knowledge and is applicable to the product with regard to appropriate safety precautions. It does not represent any guarantee of the properties of the product. Sigma-Aldrich Corporation and its Affiliates shall not be held liable for any damage resulting from handling or from contact with the above product. See www.sigma-aldrich.com and/or the reverse side of invoice or packing slip for additional terms and conditions of sale.

Preparation Information

Sigma-Aldrich Corporation
Product Safety – Americas Region
1-800-521-8956

Version: 4.19

Revision Date: 08/07/2018

Print Date: 11/10/2018

SAFETY DATA SHEET

Version 6.0
Revision Date 05/28/2017
Print Date 06/28/2019

1. PRODUCT AND COMPANY IDENTIFICATION**1.1 Product identifiers**

Product name : Zinc

Product Number : 324930
Brand : Aldrich
Index-No. : 030-001-00-1

CAS-No. : 7440-66-6

1.2 Relevant identified uses of the substance or mixture and uses advised against

Identified uses : Laboratory chemicals, Synthesis of substances

1.3 Details of the supplier of the safety data sheet

Company : Sigma-Aldrich Inc.
3050 Spruce Street
ST. LOUIS MO 63103
UNITED STATES

Telephone : +1 314 771-5765
Fax : +1 800 325-5052

1.4 Emergency telephone number

Emergency Phone # : +1-703-527-3887

2. HAZARDS IDENTIFICATION**2.1 Classification of the substance or mixture****GHS Classification in accordance with 29 CFR 1910 (OSHA HCS)**

Pyrophoric solids (Category 1), H250
Self-heating substances and mixtures (Category 1), H251
Substances and mixtures, which in contact with water, emit flammable gases (Category 1), H260
Acute aquatic toxicity (Category 1), H400
Chronic aquatic toxicity (Category 1), H410

For the full text of the H-Statements mentioned in this Section, see Section 16.

2.2 GHS Label elements, including precautionary statements

Pictogram



Signal word

Danger

Hazard statement(s)

H250

Catches fire spontaneously if exposed to air.

H251

Self-heating: may catch fire.

H260

In contact with water releases flammable gases which may ignite spontaneously.

H410

Very toxic to aquatic life with long lasting effects.

Precautionary statement(s)	
P210	Keep away from heat/sparks/open flames/hot surfaces. No smoking.
P222	Do not allow contact with air.
P223	Do not allow contact with water.
P231 + P232	Handle under inert gas. Protect from moisture.
P235 + P410	Keep cool. Protect from sunlight.
P273	Avoid release to the environment.
P280	Wear protective gloves/ eye protection/ face protection.
P335 + P334	Brush off loose particles from skin. Immerse in cool water/ wrap in wet bandages.
P370 + P378	In case of fire: Use dry sand, dry chemical or alcohol-resistant foam to extinguish.
P391	Collect spillage.
P402 + P404	Store in a dry place. Store in a closed container.
P407	Maintain air gap between stacks/ pallets.
P413	Store bulk masses greater than .? kg/ .? lbs at temperatures not exceeding .? °C/ .? °F.
P420	Store away from other materials.
P422	Store contents under inert gas.
P501	Dispose of contents/ container to an approved waste disposal plant.

2.3 Hazards not otherwise classified (HNOC) or not covered by GHS

Combustible dust

3. COMPOSITION/INFORMATION ON INGREDIENTS

3.1 Substances

Formula	: Zn
Molecular weight	: 65.39 g/mol
CAS-No.	: 7440-66-6
EC-No.	: 231-175-3
Index-No.	: 030-001-00-1

Hazardous components

Component	Classification	Concentration
Zinc powder (pyrophoric)		
	Pyr. Sol. 1; Self-heat. 1; Water-react. 1; Aquatic Acute 1; Aquatic Chronic 1; H250, H251, H260, H410	<= 100 %

For the full text of the H-Statements mentioned in this Section, see Section 16.

4. FIRST AID MEASURES

4.1 Description of first aid measures

General advice

Consult a physician. Show this safety data sheet to the doctor in attendance. Move out of dangerous area.

If inhaled

If breathed in, move person into fresh air. If not breathing, give artificial respiration. Consult a physician.

In case of skin contact

Wash off with soap and plenty of water. Consult a physician.

In case of eye contact

Flush eyes with water as a precaution.

If swallowed

Never give anything by mouth to an unconscious person. Rinse mouth with water. Consult a physician.

- 4.2 Most important symptoms and effects, both acute and delayed**
The most important known symptoms and effects are described in the labelling (see section 2.2) and/or in section 11
- 4.3 Indication of any immediate medical attention and special treatment needed**
No data available
-

5. FIREFIGHTING MEASURES

- 5.1 Extinguishing media**
Suitable extinguishing media
Dry powder
- 5.2 Special hazards arising from the substance or mixture**
Zinc/zinc oxides
- 5.3 Advice for firefighters**
Wear self-contained breathing apparatus for firefighting if necessary.
- 5.4 Further information**
No data available
-

6. ACCIDENTAL RELEASE MEASURES

- 6.1 Personal precautions, protective equipment and emergency procedures**
Avoid dust formation. Avoid breathing vapours, mist or gas. Ensure adequate ventilation. Evacuate personnel to safe areas.
For personal protection see section 8.
- 6.2 Environmental precautions**
Prevent further leakage or spillage if safe to do so. Do not let product enter drains. Discharge into the environment must be avoided.
- 6.3 Methods and materials for containment and cleaning up**
Sweep up and shovel. Contain spillage, and then collect with an electrically protected vacuum cleaner or by wet-brushing and place in container for disposal according to local regulations (see section 13). Do not flush with water. Keep in suitable, closed containers for disposal. Contain spillage, pick up with an electrically protected vacuum cleaner or by wet-brushing and transfer to a container for disposal according to local regulations (see section 13).
- 6.4 Reference to other sections**
For disposal see section 13.
-

7. HANDLING AND STORAGE

- 7.1 Precautions for safe handling**
Further processing of solid materials may result in the formation of combu formation should be taken into consideration before additional processing
Provide appropriate exhaust ventilation at places where dust is formed.Keep away from sources of ignition - No smoking.
For precautions see section 2.2.
- 7.2 Conditions for safe storage, including any incompatibilities**
Keep container tightly closed in a dry and well-ventilated place.
Never allow product to get in contact with water during storage.

Keep in a dry place.
- 7.3 Specific end use(s)**
Apart from the uses mentioned in section 1.2 no other specific uses are stipulated
-

8. EXPOSURE CONTROLS/PERSONAL PROTECTION

- 8.1 Control parameters**
Components with workplace control parameters
Contains no substances with occupational exposure limit values.
Hazardous components without workplace control parameters

8.2 Exposure controls

Appropriate engineering controls

Handle in accordance with good industrial hygiene and safety practice. Wash hands before breaks and at the end of workday.

Personal protective equipment

Eye/face protection

Face shield and safety glasses Use equipment for eye protection tested and approved under appropriate government standards such as NIOSH (US) or EN 166(EU).

Skin protection

Handle with gloves. Gloves must be inspected prior to use. Use proper glove removal technique (without touching glove's outer surface) to avoid skin contact with this product. Dispose of contaminated gloves after use in accordance with applicable laws and good laboratory practices. Wash and dry hands.

Protective gloves against thermal risks

Full contact

Material: Nitrile rubber

Minimum layer thickness: 0.11 mm

Break through time: 480 min

Material tested: Dermatril® (KCL 740 / Aldrich Z677272, Size M)

Splash contact

Material: Nitrile rubber

Minimum layer thickness: 0.11 mm

Break through time: 480 min

Material tested: Dermatril® (KCL 740 / Aldrich Z677272, Size M)

data source: KCL GmbH, D-36124 Eichenzell, phone +49 (0)6659 87300, e-mail sales@kcl.de, test method: EN374

If used in solution, or mixed with other substances, and under conditions which differ from EN 374, contact the supplier of the CE approved gloves. This recommendation is advisory only and must be evaluated by an industria situation of anticipated use by our customers. It should not be construed as offering an approval for any specific use scenario.

Body Protection

Flame retardant protective clothing, The type of protective equipment must be selected according to the concentration and amount of the dangerous substance at the specific workplace.

Respiratory protection

Where risk assessment shows air-purifying respirators are appropriate use (EN 143) respirator cartridges as a backup to engineering controls. If th full-face supplied air respirator. Use respirators and components tested and approved under appropriate government standards such as NIOSH (US) or CEN (EU).

Control of environmental exposure

Prevent further leakage or spillage if safe to do so. Do not let product enter drains. Discharge into the environment must be avoided.

9. PHYSICAL AND CHEMICAL PROPERTIES

9.1 Information on basic physical and chemical properties

- | | |
|--|---|
| a) Appearance | Form: powder
Colour: grey |
| b) Odour | No data available |
| c) Odour Threshold | No data available |
| d) pH | No data available |
| e) Melting point/freezing point | Melting point/range: 420 °C (788 °F) - lit. |
| f) Initial boiling point and boiling range | 907 °C (1665 °F) - lit. |
| g) Flash point | ()No data available |
| h) Evaporation rate | No data available |

- | | |
|---|---|
| i) Flammability (solid, gas) | May form combustible dust concentrations in air. |
| j) Upper/lower flammability or explosive limits | No data available |
| k) Vapour pressure | 1 hPa at 487 °C (909 °F) |
| l) Vapour density | No data available |
| m) Relative density | 7.133 g/mL at 25 °C (77 °F) |
| n) Water solubility | No data available |
| o) Partition coefficient: n-octanol/water | log Pow: 5 |
| p) Auto-ignition temperature | The substance or mixture is classified as self heating with the category 1.,
The substance or mixture is pyrophoric with the category 1. |
| q) Decomposition temperature | No data available |
| r) Viscosity | No data available |
| s) Explosive properties | No data available |
| t) Oxidizing properties | No data available |

9.2 Other safety information

No data available

10. STABILITY AND REACTIVITY

10.1 Reactivity

No data available

10.2 Chemical stability

Stable under recommended storage conditions.

10.3 Possibility of hazardous reactions

Reacts violently with water.

10.4 Conditions to avoid

Exposure to moisture

10.5 Incompatible materials

Strong acids and oxidizing agents

10.6 Hazardous decomposition products

Hazardous decomposition products formed under fire conditions. - Zinc/zinc oxides

Other decomposition products - No data available

In the event of fire: see section 5

11. TOXICOLOGICAL INFORMATION

11.1 Information on toxicological effects

Acute toxicity

No data available Zinc powder (pyrophoric)

Inhalation: No data available (Zinc powder (pyrophoric))

Dermal: No data available (Zinc powder (pyrophoric))

No data available (Zinc powder (pyrophoric))

Skin corrosion/irritation

No data available (Zinc powder (pyrophoric))

Serious eye damage/eye irritation

No data available (Zinc powder (pyrophoric))

Respiratory or skin sensitisation

Did not cause sensitisation on laboratory animals.(Zinc powder (pyrophoric))

Germ cell mutagenicity

No data available(Zinc powder (pyrophoric))

Carcinogenicity

IARC: No component of this product present at levels greater than or equal to 0.1% is identified as probable, possible or confirmed human carcinogen by IARC.

NTP: No component of this product present at levels greater than or equal to 0.1% is identified as a known or anticipated carcinogen by NTP.

OSHA: No component of this product present at levels greater than or equal to 0.1% is identified as a carcinogen or potential carcinogen by OSHA.

Reproductive toxicity

No data available(Zinc powder (pyrophoric))

No data available(Zinc powder (pyrophoric))

Specific target organ toxicity - single exposure

No data available(Zinc powder (pyrophoric))

Specific target organ toxicity - repeated exposure

No data available

Aspiration hazard

No data available(Zinc powder (pyrophoric))

Additional Information

RTECS: ZG8600000

chills, dry throat, sweet taste, Fever, Cough, Nausea, Vomiting, Weakness(Zinc powder (pyrophoric))
To the best of our knowledge, the chemical, physical, and toxicological properties have not been thoroughly investigated.(Zinc powder (pyrophoric))

12. ECOLOGICAL INFORMATION

12.1 Toxicity

Toxicity to fish LC50 - Cyprinus carpio (Carp) - 450.0 µg/l - 96.0 h(Zinc powder (pyrophoric))

Toxicity to daphnia and other aquatic invertebrates LC50 - Daphnia magna (Water flea) - 0.068 mg/l - 48 h(Zinc powder (pyrophoric))

mortality NOEC - Daphnia (water flea) - 0.101 - 0.14 mg/l - 7 d(Zinc powder (pyrophoric))

12.2 Persistence and degradability

12.3 Bioaccumulative potential

Bioaccumulation Algae - 7 d
at 16 °C - 5 µg/l(Zinc powder (pyrophoric))

Bioconcentration factor (BCF): 466

12.4 Mobility in soil

No data available(Zinc powder (pyrophoric))

12.5 Results of PBT and vPvB assessment

PBT/vPvB assessment not available as chemical safety assessment not required/not conducted

12.6 Other adverse effects

An environmental hazard cannot be excluded in the event of unprofessional handling or disposal.
Very toxic to aquatic life.

13. DISPOSAL CONSIDERATIONS

13.1 Waste treatment methods

Product

Burn in a chemical incinerator equipped with an afterburner and scrubber b highly flammable. Offer surplus and non-recyclable solutions to a licensed disposal company. Contact a licensed professional waste disposal service to dispose of this material.

Contaminated packaging

Dispose of as unused product.

14. TRANSPORT INFORMATION

DOT (US)

UN number: 1436 Class: 4.3 (4.2) Packing group: II
Proper shipping name: Zinc powder
Reportable Quantity (RQ) : 1000 lbs

Poison Inhalation Hazard: No

IMDG

UN number: 1436 Class: 4.3 (4.2) Packing group: II EMS-No: F-G, S-O
Proper shipping name: ZINC POWDER
Marine pollutant : yes

IATA

UN number: 1436 Class: 4.3 (4.2) Packing group: II
Proper shipping name: Zinc powder

15. REGULATORY INFORMATION

SARA 302 Components

No chemicals in this material are subject to the reporting requirements of SARA Title III, Section 302.

SARA 313 Components

The following components are subject to reporting levels established by SARA Title III, Section 313:

	CAS-No.	Revision Date
Zinc powder (pyrophoric)	7440-66-6	1993-04-24

SARA 311/312 Hazards

Reactivity Hazard

Massachusetts Right To Know Components

	CAS-No.	Revision Date
Zinc powder (pyrophoric)	7440-66-6	1993-04-24

Pennsylvania Right To Know Components

	CAS-No.	Revision Date
Zinc powder (pyrophoric)	7440-66-6	1993-04-24

New Jersey Right To Know Components

	CAS-No.	Revision Date
Zinc powder (pyrophoric)	7440-66-6	1993-04-24

California Prop. 65 Components

This product does not contain any chemicals known to State of California to cause cancer, birth defects, or any other reproductive harm.

16. OTHER INFORMATION

Full text of H-Statements referred to under sections 2 and 3.

H250	Catches fire spontaneously if exposed to air.
H251	Self-heating: may catch fire.
H260	In contact with water releases flammable gases which may ignite spontaneously.
H400	Very toxic to aquatic life.
H410	Very toxic to aquatic life with long lasting effects.

HMIS Rating

Health hazard:	0
Chronic Health Hazard:	
Flammability:	3
Physical Hazard	1

NFPA Rating

Health hazard:	0
Fire Hazard:	3
Reactivity Hazard:	1
Special hazard.I:	W

Further information

Copyright 2016 Sigma-Aldrich Co. LLC. License granted to make unlimited paper copies for internal use only. The above information is believed to be correct but does not purport to be all inclusive and shall be used only as a guide. The information in this document is based on the present state of our knowledge and is applicable to the product with regard to appropriate safety precautions. It does not represent any guarantee of the properties of the product. Sigma-Aldrich Corporation and its Affiliates shall not be held liable for any damage resulting from handling or from contact with the above product. See www.sigma-aldrich.com and/or the reverse side of invoice or packing slip for additional terms and conditions of sale.



Preparation Information

Sigma-Aldrich Corporation
Product Safety – Americas Region
1-800-521-8956
Version: 6.0

Revision Date: 05/28/2017

Print Date: 06/28/2019

Appendix F:
Typical Well Construction Diagram

	PROJECT NAME:				MONITORING WELL NO.						
	PROJECT LOCATION:				JOB NO.						
					GROUND ELEVATION:						
BORING BY:	DATE STARTED		DEVELOPMENT PERIOD			INSIDE CASING DIAMETER (in)					
INSPECTOR:	DATE COMPLETED		DEVELOPMENT METHOD			BOREHOLE DIAMETER (in)					
NJ DEP PERMIT NO.:	DATE DEVELOPED		DEVELOPMENT RATE		# gpm	INITIAL WATER LEVEL (ft):					
WELL CONSTRUCTION			DEPTH (ft)	Sample	Blows on Spoon				REC	SOIL DESCRIPTION AND STRATIFICATION	P.I.D.
			0		0/6	6/12	12/18	18/24			
Depth (feet below grade) Top of Casing: #  Casing Type: Ground Surface # Top of Riser # Top of Seal # Grout Type: Top of Sand Pack Well Key: Top of Screen Riser Pipe: Sand/Gravel Pack Size: Screen Size: Bottom of Screen Bottom of Boring Remarks:			5								
			10								
			15								
			20								
			25								
			30								
			35								
			40								

Approximate Change in Strata: _____ Inferred Change in Strata: _____

The subsurface information shown hereon was obtained for the design and estimating purposes for our client. It is made available to authorized users only that they may have access to the same information available to our client. It is presented in good faith, but it is not intended as a substitute for investigations, interpretations or judgment of such authorized users. Information on the logs should not be relied upon without the geotechnical engineers recommendations contained in the report from which these logs were extracted. Soil descriptions represent a field identification after D. M. Burmister unless otherwise noted.

Appendix G: SMP Forms

Summary of Green Remediation Metrics for Site Management

Site Name: _____ Site Code: _____
 Address: _____ City: _____
 State: _____ Zip Code: _____ County: _____

Initial Report Period (Start Date of period covered by the Initial Report submittal)

Start Date: _____

Current Reporting Period

Reporting Period From: _____ To: _____

Contact Information

Preparer's Name: _____ Phone No.: _____
 Preparer's Affiliation: _____

I. Energy Usage: Quantify the amount of energy used directly on-site and the portion of that derived from renewable energy sources.

	Current Reporting Period	Total to Date
Fuel Type 1 (e.g. natural gas (cf))		
Fuel Type 2 (e.g. fuel oil, propane (gals))		
Electricity (kWh)		
Of that Electric usage, provide quantity:		
Derived from renewable sources (e.g. solar, wind)		
Other energy sources (e.g. geothermal, solar thermal (Btu))		

Provide a description of all energy usage reduction programs for the site in the space provided on Page 3.

II. Solid Waste Generation: Quantify the management of solid waste generated on-site.

	Current Reporting Period (tons)	Total to Date (tons)
Total waste generated on-site		
OM&M generated waste		
Of that total amount, provide quantity:		
Transported off-site to landfills		
Transported off-site to other disposal facilities		
Transported off-site for recycling/reuse		
Reused on-site		

Provide a description of any implemented waste reduction programs for the site in the space provided on Page 3.

III. Transportation/Shipping: Quantify the distances travelled for delivery of supplies, shipping of laboratory samples, and the removal of waste.

	Current Reporting Period (miles)	Total to Date (miles)
Standby Engineer/Contractor		
Laboratory Courier/Delivery Service		
Waste Removal/Hauling		

Provide a description of all mileage reduction programs for the site in the space provided on Page 3. Include specifically any local vendor/services utilized that are within 50 miles of the site.

IV. Water Usage: Quantify the volume of water used on-site from various sources.

	Current Reporting Period (gallons)	Total to Date (gallons)
Total quantity of water used on-site		
Of that total amount, provide quantity:		
Public potable water supply usage		
Surface water usage		
On-site groundwater usage		
Collected or diverted storm water usage		

Provide a description of any implemented water consumption reduction programs for the site in the space provided on Page 3.

V. Land Use and Ecosystems: Quantify the amount of land and/or ecosystems disturbed and the area of land and/or ecosystems restored to a pre-development condition (i.e. Green Infrastructure).

	Current Reporting Period (acres)	Total to Date (acres)
Land disturbed		
Land restored		


Provide a description of any implemented land restoration/green infrastructure programs for the site in the space provided on Page 3.

Description of green remediation programs reported above (Attach additional sheets if needed)
Energy Usage:
Waste Generation:
Transportation/Shipping:
Water usage:
Land Use and Ecosystems:
Other:

CONTRACTOR CERTIFICATION
I, _____ (Name) do hereby certify that I am _____ (Title) of _____ (Contractor Name), which is responsible for the work documented on this form. According to my knowledge and belief, all of the information provided in this form is accurate and the site management program complies with the DER-10, DER-31, and CP-49 policies.

Date Contractor

LOW-FLOW GROUNDWATER SAMPLING LOG

Location: _____ Personnel: _____			Job Number: _____		Date: _____				
			PID: 0						

Stickup? Yes	Distance From Rim to PVC	Total Depth of Well Rim/PVC	Depth to Product Rim/PVC	Depth to Water (Rim/PVC)	Standing Water Column (feet)	Middle of Saturated Zone (feet)	Depth to Sample Tube (feet)	TOV @ Well Head (ppmv)	Pump Peristaltic or Bladder
Distance ground to Stickup Rim/PVC									
Turbidity at collection (NTU):			(Less than 5 NTU is desirable)		Duplicate Collected? Y/N			Filtered Sample Y/N	
Stabilization Parameters		+/- 0.5 deg C.	+/- 0.1 Unit	+/- 10 umhos/cm or within 3% if >300umho	1 ppm	+/- 10 mV	No Limit	<.3 feet drawdown desirable	No Limit

Volume Purged (gallons)	Time (actual Time) 5 minute Intervals	TEMP. (Deg. C)	pH	Specific Conductivity uS/cm	Dissolved Oxygen (mg/L)	ORP mV millivolts	Turbidity NTUs	DTW (feet)	Odors Y/N

Well Condition Summary

Cover: Y / N	Bolts: Y / N	Concrete Pad OK: Y / N	Gripper: Y / N
--------------	--------------	------------------------	----------------

Sample Collection Information

Sample Time:	Appearance:	Filtered Sample Turbidity:	OTHER:
--------------	-------------	----------------------------	--------

Desired purge flow rate <100mL/min (slow drip) & turbidity <10 if possible. If turbidity > 10 collect filtered and unfiltered samples. Notify PM of high turbidity and collection of filtered samples prior to lab submittal. Minimum 20 minute purge to establish stabilization.

Notes/ Calculations: Volume? Linear Ft of well casing; 1"=0.041 gal. 2"= 0.163 gal. 4"=0.653 gal.

ABSORBENT SOCK

Sock Length (ft) =	Capacity (Qt.) =	Present:	Y / N	Product Measured (Inches) :
Sock Installation Date:		Sock Changed :	Y / N	
Sock Depth (Depth to sock mid point):				



**NEW YORK STATE
DEPARTMENT OF ENVIRONMENTAL CONSERVATION**



Request to Import/Reuse Fill or Soil

This form is based on the information required by DER-10, Section 5.4(e) and 6NYCRR Part 360.13. Use of this form is not a substitute for reading the applicable regulations and Technical Guidance document.

SECTION 1 – SITE BACKGROUND

The allowable site use is:

Have Ecological Resources been identified?

Is this soil originating from the site?

How many cubic yards of soil will be imported/reused?

If greater than 1000 cubic yards will be imported, enter volume to be imported:

SECTION 2 – MATERIAL OTHER THAN SOIL

Is the material to be imported gravel, rock or stone?

Does it contain less than 10%, by weight, material that passes a size 100 sieve?

Is this virgin material from a permitted mine or quarry?

Is this material recycled concrete or brick from a DEC registered processing facility?

SECTION 3 - SAMPLING

Provide a brief description of the number and type of samples collected in the space below:

Example Text: 5 discrete samples were collected and analyzed for VOCs. 2 composite samples were collected and analyzed for SVOCs, Inorganics & PCBs/Pesticides.

If the material meets requirements of DER-10 section 5.4(e)5 (other material), no chemical testing needed.

SECTION 3 CONT'D - SAMPLING

Provide a brief written summary of the sampling results or attach evaluation tables (compare to DER-10, Appendix 5):

Example Text: Arsenic was detected up to 17 ppm in 1 (of 5) samples; the allowable level is 16 ppm.

If Ecological Resources have been identified use the "If Ecological Resources are Present" column in Appendix 5.

SECTION 4 – SOURCE OF FILL

Name of person providing fill and relationship to the source:

Location where fill was obtained:

Identification of any state or local approvals as a fill source:

If no approvals are available, provide a brief history of the use of the property that is the fill source:

Provide a list of supporting documentation included with this request:

The information provided on this form is accurate and complete.

Signature

Date

Print Name

Firm

INSPECTION CHECKLIST

**WP Mall Cleaners & Gas Station Site
WHITE PLAINS, NEW YORK
NYSDEC BCP No. _C360221**

SESI CONSULTING ENGINEERS

Inspection Date:

MONITORING WELL NETWORK

- Are all the on-Site monitoring wells accessible for annual compliance sampling (i.e., they are not covered by soil, dumpsters, etc.)? Yes ___ No ___

- Is the integrity of the flush-mount/stickup manhole covers And associated concrete pads intact? Yes ___ No ___

- Are the monitoring wells locked and the locks functioning? Yes ___ No ___



NEW YORK STATE DEPARTMENT OF ENVIRONMENTAL CONSERVATION
Site Management Form



SITE DESCRIPTION

SITE NO. **C360221**

SITE NAME: **WP Mall Cleaners & Gas Station Site**

SITE ADDRESS: 250 Hamilton Avenue ZIP CODE: 10601

CITY/TOWN: White Plains

COUNTY: Westchester

ALLOWABLE USE: Unrestricted, Residential, Restricted-Residential, Commercial, and Industrial

SITE MANAGEMENT DESCRIPTION

SITE MANAGEMENT PLAN INCLUDES: YES NO

IC/EC Certification Plan	<input checked="" type="checkbox"/>	<input type="checkbox"/>
Monitoring Plan	<input checked="" type="checkbox"/>	<input type="checkbox"/>
Operation and Maintenance (O&M) Plan	<input type="checkbox"/>	<input checked="" type="checkbox"/>

Periodic Review Frequency:

Periodic Review Report Submitted Date:

Description of Institutional Control

Hamilton Green I Partners LLC

625 RXR Plaza
250 Hamilton Avenue
 Environmental Easement
 Block: 5
 Lot: 1
 Sublot: .1
 Section: 125
 Subsection: .67
 S_B_L Image: 125.67-5-1.1
 Ground Water Use Restriction
 IC/EC Plan
 Monitoring Plan
 Site Management Plan

Description of Engineering Control

Appendix H:
Field Sampling Plan

WP Mall Cleaners & Gas Station Site
WHITE PLAINS, NEW YORK

FIELD SAMPLING PLAN

NYSDEC BCP Site Number: C360221

Prepared for:

**Hamilton Green I Partners LLC
c/o Knauf Shaw
2600 Innovation Square
100 S. Clinton Avenue
Rochester, New York 14604**

Prepared by:

**SESI CONSULTING ENGINEERS, D.P.C.
959 Route 46E, Floor 3, Suite 300
Parsippany, NJ 07054**

DECEMBER 2023

TABLE OF CONTENTS

1.0	INTRODUCTION.....	1
2.0	GROUNDWATER SAMPLING PLAN.....	2
2.1	Groundwater Sample Locations.....	2
2.2	Groundwater Sampling Protocol.....	2

1.0 INTRODUCTION

This document comprises a Field Sampling Plan to be conducted at the Site, as part of the Site Management Plan (SMP). It includes a description of the planned field sampling including sampling methodology (groundwater), analytical methodology (analytical methods and analytes), and quality assurance procedures. The Site is currently in the New York State (NYS) Brownfield Cleanup Program (BCP), Site No. C360221 which is administered by New York State Department of Environmental Conservation (NYSDEC).

Hamilton Green I Partners LLC (the “Volunteer”) entered into a Brownfield Cleanup Agreement (BCA) with the NYSDEC in April 2022, to investigate and remediate a 1.808-acre property located in the City of White Plains, New York. A figure showing the Site location and boundaries is provided in Figure 1.2 of the SMP. The boundaries of the Site are more fully described in the metes and bounds description that is part of the Environmental Easement provided in Appendix A of the SMP.

The Site was remediated to conditional Track 1 unrestricted use cleanup objectives and will be used for residential apartment buildings with ground floor retail and restaurants. The Site soils have been remediated to unrestricted use soil clean-up objectives (USCOs). The groundwater will require monitoring for residual contaminants after the certificate of completion (COC) in 2023. The groundwater contamination is expected to reach the applicable ambient water quality standards (AWQS) or asymptotic levels within five (5) years post COC

2.0 GROUNDWATER SAMPLING PLAN

2.1 Groundwater Sample Locations

SESI will collect ground water samples from nine (9) groundwater monitoring wells, as shown in **Figure 2.2B** of the SMP. The monitoring well locations, required analytical parameters, and the sampling schedule for groundwater sampling are provided in **Table 2.1** below – Groundwater Post Remediation Sampling Requirements and Schedule. All samples will be sent to an ELAP-certified laboratory for volatile organic compounds (VOCs), semi-VOCs (SVOCs), Target Analyte List (TAL) Metals, and Per- and polyfluoroalkyl substances (PFAS) as listed on Table 6.8 of Part 375.6 by EPA Method 8260C for VOCs, by EPA Method 8270D for SVOCs, TAL metals by EPA Methods 6010/7471, and by EPA Method 1633 for PFAS.

Table 2.1: Groundwater Post Remediation Sampling Requirements and Schedule.

Monitoring Well I.D.	Location	Sample Analysis	Schedule
SMP-MW-101	MW-101	VOCs, SVOCs, TAL Metals, and PFAS	Quarterly
SMP-MW-102	MW-102	VOCs, SVOCs, TAL Metals, and PFAS	
SMP-MW-4	MW-4	VOCs, SVOCs, TAL Metals, and PFAS	
SMP-TW-4	TW-4	VOCs, SVOCs, TAL Metals, and PFAS	
SMP-MW-6	MW-6	VOCs, SVOCs, TAL Metals, and PFAS	
SMP-MW-7	MW-7	VOCs, SVOCs, TAL Metals, and PFAS	
SMP-TW-2	TW-2	VOCs, SVOCs, TAL Metals, and PFAS	
SMP-MW-8	Southwestern edge	VOCs, SVOCs, TAL Metals, and PFAS	
SMP-MW-9	Southwestern edge	VOCs, SVOCs, TAL Metals, and PFAS	

2.2 Groundwater Sampling Protocol

Prior to sampling, the monitoring wells will be gauged for depth to water and groundwater elevation data will be calculated from the top of casing elevations. The wells will be sampled using the low flow purging technique. A flow rate of 100 ml to 250 ml per minute will be used to purge the wells. Drawdown should not exceed 0.3 feet if possible. QED bladder pumps or peristaltic pumps will be used for this method. The pump intake will be lowered to the mid-point of the water column. At the initiation of low flow purging, depth to water will be recorded as well as field parameters. Field parameters and depth

to water will then be monitored using a flow through cell and water level indicator every five minutes during low flow purging. When three consecutive measurements of pH differ by 0.1 units or less and ORP within 10 mv or less, turbidity varies 10 percent or less, conductivity differs by 3 percent or less and dissolved oxygen by 10 percent or less, sampling may begin. Flow through cells are used so continuous real time readings are made. When the parameters stabilize the flow through cell is disconnected and sample bottles are filled directly from the tubing. All field readings will be recorded on the applicable forms provided in Appendix H of the SMP.

PFAS sampling will be conducted in accordance with the NYSDEC Sampling, Analysis, and Assessment of Per- and Polyfluoroalkyl Substances (April 2023) as specified in the Quality Assurance Project Plan (Appendix D of the SMP).

In addition to the groundwater samples collected from the monitoring wells, two types of "blanks" will be collected and submitted to the chemical laboratory for analyses. The blanks will consist of 40 ml VOA vials, as follows:

A trip blank will be prepared by the laboratory and sent with each sample bottle shipment. The trip blank consists of two 40 mil sample bottles filled with distilled, deionized water which accompany the other sample bottles into the field and back to the laboratory. A trip blank will be included with each shipment of samples where sampling and analysis for target compound list (TCL) VOCs is planned (water matrix only). The trip blank will be analyzed for TCL VOCs to determine whether the volatile sample results could have been affected by external contamination such as exhaust fumes or background conditions at the Site. In addition to the laboratory analytical data, field measurements will be collected as described above during low flow purging.